December 28, 2022 Project No. 19119232

Maureen Hatfield
MC-127
VCP-CA Section, Remediation Division
Texas Commission on Environmental Quality
PO Box 13087
Austin, TX 78711-3087

FIRST SEMI-ANNUAL 2022 SITE-WIDE GROUNDWATER MONITORING REPORT
HOUSTON WOOD PRESERVING WORKS
HAZARDOUS WASTE PERMIT/COMPLIANCE PLAN NO 50343
SWR 31547

Dear Ms. Hatfield,

Golder Associates USA Inc., member of WSP (WSP Golder), on behalf of Union Pacific Railroad (UPRR), prepared the attached 1st semi-annual 2022 site-wide groundwater monitoring report, detailing the site-wide groundwater sampling activities conducted in January 2022 at the UPRR Houston Wood Preserving Works Facility (the Site) located at 4910 Liberty Road, Houston, Texas.

To aid review of the report, we have provided a summary below:

- Groundwater monitoring activities were conducted at the Site and adjacent off-Site areas in January 2022. Groundwater samples were analyzed for site-specific chemicals of concern (COCs) consisting of site-specific volatile organic compounds (VOCs), semi-volatile organic compounds (SVOCs), and arsenic. Select samples were analyzed for additional constituents as part of the arsenic evaluation.
- Groundwater flow direction and gradients for the A-Transmissive Zone (A-TZ), B-Cohesive Zone/B-Transmissive Zone (B-CZ/B-TZ), C-Transmissive Zone (C-TZ), and D-Transmissive Zone (D-TZ) groundwater-bearing units (GWBU) in January 2022 were generally similar to previous sampling events.
- The Texas Risk Reduction Program (TRRP) protective concentration level exceedance (PCLE) zones for site-specific COCs in each GWBU are summarized below:
    - <u>A-TZ:</u>
        - The combined PCLE Zone in the A-TZ GWBU is within the Site boundary except to the north (along Liberty Road) and east where it extends onto the City of Houston ROW.
        - Site-specific COC concentrations detected in samples from the off-site A-TZ GWBU wells during the January 2022 sampling event were below the conservative EPA VISL-calculated screening levels, except for one unverified result (which was not verified and

below screening levels during the resampling event). The A-TZ groundwater data indicates the off-site VI pathway from groundwater is incomplete.

- The cumulative PCLE Zones for site-specific VOCs and SVOCs in the A-TZ in January 2022 are generally similar to the PCLE Zones previously observed at the Site during the 2020 and 2021 sampling events.
- Mann-Kendall trend analysis results indicate a “probably increasing” trend in benzene concentrations in samples collected from on-site A-TZ monitoring well (MW-78A). Monitoring well MW-78A is part of the current DNAPL recovery well network and had DNAPL present during the January 2022 sampling event. None of the COCs detected in any of the other A-TZ wells had “probably increasing” or “increasing trends” other than slight variations of concentrations near the sample detection limit (SDL) where concentrations were below critical protective concentration levels (cPCLs).

o <u>B-CZ/B-TZ:</u>

- The cumulative PCLE Zone based on land use (i.e., C/I for on-Site wells and Residential for off-Site wells) in the B-CZ/B-TZ GWBU (i.e., Class 3 and 2 groundwater, respectively) for the January 2022 event encompasses the northeastern portion of the Englewood Intermodal Yard, the eastern portion of the Site, and extends off-site to the north of the Site (referred to as the “Main” PCLE Zone). The PCLE Zone for the smaller area on the west side of the Site is within the Site property boundary (referred to as the “West” PCLE Zone).
- The cumulative PCLE Zones for site-specific VOCs and SVOCs in the B-CZ/B-TZ in January 2022 are generally similar to the PCLE Zones previously observed at the Site during the 2020 and 2021 sampling events.
- Nine wells completed in the B-CZ/B-TZ indicated “probably increasing” or “increasing” concentration trends; however, six of these wells had COC concentrations that were just above the SDL or J-flagged as estimated and were orders of magnitude below the applicable cPCL for the COC. The other three B-CZ/B-TZ wells where an “increasing” trend in concentrations had been calculated either had DNAPL present during the sampling event (MW-12B and MW-49B) or is located between two DNAPL recovery wells (TW-41B).

o <u>C-TZ:</u>

- The combined PCLE Zone in the C-TZ is in the northeast portion of the Site and extends off-site to the north and to the east onto the City of Houston ROW.
- The cumulative PCLE Zones for site-specific VOCs and SVOCs in the C-TZ in January 2022 are generally similar to the PCLE Zones previously observed at the Site during the 2020and 2021 sampling events.
- 2,4-Dimethylphenol concentrations in samples from on-site well MW-17C show an “increasing” trend. However, the concentration detected in MW-17C during the January 2022 sampling event (0.076 mg/L) was below the residential action level (RAL). None of the COCs detected in the other C-TZ wells had “probably increasing” or “increasing” trends beyond slight variations near the SDL.

o <u>D-TZ:</u>

- No site-specific VOCs or SVOCs were detected at concentrations above cPCLs in samples collected from D-TZ wells during the January 2022 sampling event.

- Trend analysis of the primary COC concentrations in groundwater samples from monitoring wells in each GWBU was conducted:
  - Of the 120 wells evaluated as part of the 1st semi-annual 2022 sampling event, groundwater samples from 5 wells showed a “probably increasing” or “increasing” trend in primary COC concentrations where concentrations were not considered low-level detections (near the SDL) or J-flagged (as estimated). Of the five wells, three wells (MW-78A, MW-12B, and MW-49B) are DNAPL recovery wells where DNAPL has been detected in the wells. The other two wells are on-site monitoring wells TW-41B and MW-17C:
    - MW-17C – Increasing trend for 2,4-dimethyphenol concentrations; concentrations have been variable, detected above and below the RAL over time.
    - TW-41B - Increasing trends indicated for COCs benzene, 2-methylnaphthalene, dibenzofuran, and naphthalene may be due to the proximity to DNAPL wells MW-12B and MW-41B. None of these COCs exceeded their respective cPCLs in TW-41B based on the January 2022 sampling event results.
  - Groundwater data from 14 monitoring wells also showed a “probably increasing” or “increasing” trend; however, the concentrations in those wells were either low-level detections near the SDL or J-flagged results.

- Arsenic was detected above cPCL (0.01 mg/L) in 26 of the 118 groundwater samples analyzed for arsenic from the January 2022 sampling event. Of these detections, 15 samples were collected from on-site wells and 11 samples were collected from off-site wells completed in the A-TZ, B-CZ/B-TZ, and C-TZ units. An arsenic evaluation is included as an attachment to the report and summarized below.
  - Reports related to arsenic in groundwater in Texas were reviewed, including at other creosote sites in the Houston area, where background arsenic concentrations range from 0.027 mg/L to 0.036 mg/L in the shallow GWBUs at those sites (Key Environmental, 2020).
  - An evaluation of water quality parameters from the Site indicated that, in general, the majority of groundwater samples collected at the Site have a negative ORP and are under reducing geochemical conditions.
  - Elevated arsenic concentrations are likely a secondary result of changing geochemical conditions along the edge(s) of a hydrocarbon plume for a majority of the wells as supported by:
    - The on-site presence of creosote-related COCs in the A-TZ,
    - Observed reducing conditions within the A-TZ on- and off-site, and
    - Positive relationship observed between arsenic and iron concentrations.
  - However, arsenic concentrations are not related to creosote-related COCs in the A-TZ GWBU at off-site monitoring well MW-91A. Arsenic concentrations in samples collected from MW-91A represent background concentrations in this area of the Site and do not require further delineation as supported by:
    - The distance between the edge of the creosote-related COC PCLE zone in the A-TZ and MW-91A, and
    - Arsenic concentrations in samples collected from wells in between monitoring well MW-91A and the on-site hydrocarbon plume, such as off-site monitoring wells MW-84A, MW-28A, and MW-36A, where groundwater data are consistently below the cPCL for arsenic.

Property owners where the groundwater PCLE Zone extends off-site onto property not owned by UPRR will be notified of the availability of information related to the groundwater monitoring at the Site as required under 30 Texas Administrative Code §350.55(b).

If you have any questions or comments, please feel free to contact Mr. Kevin Peterburs of UPRR at 414-267-4164.

Sincerely,

Golder Associates Inc.

Michelle Hermiston, P.G.
Senior Project Hydrogeologist

Eric C. Matzner, P.G.
Vice-President / Director - Hydrogeologist

CC: Kevin Peterburs, UPRR

Attachments: 1st Semi-Annual 2022 Site-Wide Groundwater Monitoring Report

REPORT

First Semi-Annual 2022 Site-Wide Groundwater Monitoring Report

Union Pacific Railroad Houston Wood Preserving Works Facility

Submitted to:

Mr. Kevin Peterburs

Union Pacific Railroad Company
4823 N 119th Street
Milwaukee, WI 53225

Submitted by:

Golder Associates USA Inc.
1601 S MoPac Expressway, Suite 325D
Austin, Texas 78746

Texas Geoscience Firm No. 50649
Texas Engineering Firm No. 22771

Table of Contents

1.0 INTRODUCTION 5

2.0 GROUNDWATER MONITORING ACTIVITIES 5

3.0 GROUNDWATER ELEVATION DATA AND DNAPL MEASUREMENTS 7

3.1 A-TZ Wells 7

3.2 B-CZ/B-TZ Wells 8

3.3 C-TZ Wells 8

3.4 D-TZ Wells 8

4.0 GROUNDWATER ANALYTICAL RESULTS 9

4.1 Site-Specific COCs 9

4.2 A-TZ Wells 10

4.3 B-CZ/B-TZ Wells 12

4.4 C-TZ Wells 13

4.5 D-TZ Wells 14

4.6 Site-Specific COC Concentration Trends 14

4.7 Arsenic Evaluation 16

5.0 CONCLUSIONS 17

6.0 NOTIFICATIONS 18

7.0 REFERENCES 20

TABLES

Table 1 – Groundwater Measurements

Table 2 – Analytical Results Summary – Class 2 Groundwater

Table 3 – Analytical Results Summary – Class 3 Groundwater

Table 4 - Analytical Results Summary – A-TZ Wells - VISL Comparison

Table 5 – Arsenic Concentrations – Groundwater

Table 6 – Geochemical Parameters – Groundwater

FIGURES

Figure 1 – Monitoring Well Location Map

Figure 2 – Groundwater Gradient Map A-TZ – January 2022

Figure 3 – Groundwater Gradient Map B-CZ/B-TZ – January 2022

Figure 4 – Groundwater Gradient Map C-TZ - January 2022

Figure 5 – Groundwater Gradient Map D-TZ - January 2022

Figure 6 – Groundwater COC Concentration Map A-TZ – January 2022

Figure 7 – Groundwater COC Concentration Map B-TZ/B-CZ – January 2022

Figure 8 – Groundwater COC Concentration Map C-TZ – January 2022

Figure 9 – Groundwater COC Concentration Map D-TZ – January 2022

Figure 10 – Site-Specific COC Groundwater Plume Map

Figure 11 – Arsenic Groundwater Plume Map

Figure 12 – Groundwater COC Concentration Map A-TZ – Benzene – January 2022

Figure 13 – Groundwater COC Concentration Map A-TZ – 2,4-Dimethylphenol – January 2022

Figure 14 – Groundwater COC Concentration Map A-TZ – 2-Methylnaphthalene – January 2022

Figure 15 – Groundwater COC Concentration Map A-TZ – Dibenzofuran – January 2022

Figure 16 – Groundwater COC Concentration Map A-TZ – Naphthalene – January 2022

Figure 17 – Groundwater COC Concentration Map B-CZ/B-TZ – Benzene – January 2022

Figure 18 – Groundwater COC Concentration Map B-CZ/B-TZ – 2,4-Dimethylphenol – January 2022

Figure 19 – Groundwater COC Concentration Map B-CZ/B-TZ – 2-Methylnaphthalene – January 2022

Figure 20 – Groundwater COC Concentration Map B-CZ/B-TZ – Dibenzofuran – January 2022

Figure 21 – Groundwater COC Concentration Map B-CZ/B-TZ – Naphthalene – January 2022

Figure 22 – Groundwater COC Concentration Map C-TZ – Benzene – January 2022

Figure 23 – Groundwater COC Concentration Map C-TZ – 2,4-Dimethylphenol – January 2022

Figure 24 – Groundwater COC Concentration Map C-TZ – 2-Methylnaphthalene – January 2022

Figure 25 – Groundwater COC Concentration Map C-TZ – Dibenzofuran – January 2022

Figure 26 – Groundwater COC Concentration Map C-TZ – Naphthalene – January 2022

Figure 27 – Groundwater COC Concentration Map A-TZ – Arsenic – January 2022

Figure 28 – Groundwater COC Concentration Map B-CZ/B-TZ – Arsenic – January 2022

Figure 29 – Groundwater COC Concentration Map C-TZ – Arsenic – January 2022

Figure 30 – A-TZ Groundwater Plume Map 2020-2022

Figure 31 – B-TZ/B-CZ Groundwater Plume Map 2020-2022

Figure 32 – C-TZ Groundwater Plume Map 2020-2022

APPENDICES

Attachment A – Groundwater Sampling Field Records

Attachment B – Data Usability Summary and Analytical Reports from January 2022 Sampling Event

Attachment C – Mann-Kendall Trend Test Results

Attachment D – Arsenic Baseline Technical Memorandum

Attachment E – TRRP Notifications

1.0 INTRODUCTION

This Groundwater Monitoring Report (GMR) was prepared by Golder Associates USA Inc. (Golder), member of WSP, on behalf of Union Pacific Railroad (UPRR) to summarize the site-wide groundwater sampling activities conducted in January 2022 at the UPRR Houston Wood Preserving Works Facility (the Site) (Figure 1) located at 4910 Liberty Road, Houston, Texas.

Details on the groundwater monitoring activities, groundwater elevation data, and analytical results are provided in the following sections. In addition, information regarding off-site property notifications in accordance with the Texas Commission on Environmental Quality (TCEQ) Texas Risk Reduction Program (TRRP) Rule 350.55(a) is also provided.

2.0 GROUNDWATER MONITORING ACTIVITIES

Golder, on behalf of UPRR, conducted site-wide groundwater monitoring activities at the Site in January 2022. The sampling event was conducted between January 5 and January 27, 2022 in which 128 groundwater monitoring wells located on-site and off-site were sampled from the following groundwater-bearing units (GWBUs):

- Forty-nine (49) A-Transmissive Zone (A-TZ) monitoring wells;
- Forty-eight (47) B-Transmissive Zone/B-Cohesive Zone (B-TZ/B-CZ) monitoring wells;
- Twenty-eight (28) C-Transmissive Zone (C-TZ) monitoring wells; and
- Four (4) D-Transmissive Zone (D-TZ) monitoring wells.

Monitoring well MW-75B was not sampled because the well was covered by a container at the time of sampling.

Prior to sampling, the static depth to water and the thickness of non-aqueous phase liquids (NAPL), if present, were measured using an oil-water interface probe. The static depth to groundwater in the wells was measured from the designated surveyed measuring point to the nearest one hundredth of one foot (0.01 ft). The wells were then purged at a low flow rate using a peristaltic pump with dedicated tubing with the pump intake near the lower portion of the screened interval, unless dense NAPL (DNAPL) was present. Purging was accomplished in such a way as to minimize disturbance of sediments at the bottom of the well and, therefore, minimize the turbidity of the water samples. During well purging, field parameters, including specific conductance, pH, temperature, dissolved oxygen, oxidation/reduction potential (redox), and turbidity were monitored with field meters. Field meters were calibrated before sampling each day using the manufacturer's recommended procedures. Groundwater sampling field records from January 2022 are provided in Attachment A.

After purging, groundwater samples were collected using low-flow sampling techniques described in the EPA guidance document Low-Flow (Minimal Drawdown) Ground Water Sampling Procedures (EPA, 1996). As requested by the TCEQ in a letter dated September 6, 2019 (Additional Comments to UPRR's July 10, 2019 Response to 4th TNOD), wells with detectable DNAPL were sampled during the January 2022 sampling events. For wells with DNAPL present, the pump intake was raised to at least 2 to 3 feet above the top of the measured DNAPL.

Since dedicated tubing was used in each well, no equipment rinsate sample was collected. Sampling information (i.e., sample time, bottle sets, sampler name, use of filter, etc.) was recorded on the groundwater sampling field records.

Groundwater samples collected from the Site were analyzed for the site-specific chemicals of concern (COCs) identified in the RCRA Facility Investigation (RFI) Work Plan (IC, 1994) and as detailed in the RCRA Permit Application, Compliance Plan (Section XI), Revision No. 5 (Golder, 2020a). Site-specific COCs are also listed below:

VOCs	SVOCs	Metal
1,2-Dichloroethane	1,2-Diphenylhydrazine	Arsenic
Benzene	2,4-Dimethylphenol	
Chlorobenzene	2,4-Dinitrotoluene	
Ethylbenzene	2,6-Dinitrotoluene	
Methylene Chloride	2-Chloronaphthalene	
Toluene	2-Methyl-4,6-dinitrophenol	
Xylenes (total)	2-Methylnaphthalene	
Vinyl Chloride (select wells)	4-Nitrophenol	
	Acenaphthene	
	Acenaphthylene	
	Anthracene	
	Benzo(a)anthracene	
	Benzo(a)pyrene	
	bis(2-chloroethoxy)methane	
	bis(2-ethylhexyl)phthalate	
	Chrysene	
	Dibenzofuran	
	Di-n-butyl Phthalate	
	Fluoranthene	
	Fluorene	
	Naphthalene	
	Nitrobenzene	
	n-Nitrosodiphenylamine	
	Pentachlorophenol	
	Phenanthrene	
	Phenol	
	Pyrene	

Site-specific volatile organic compounds (VOCs) were analyzed by EPA Method 8260, site-specific semi-volatile organic compounds (SVOCs) by EPA Method 8270C, and arsenic by EPA Method 6020. In addition to the site-specific COCs, groundwater samples from A-TZ wells were analyzed for the following constituents for the arsenic evaluation:

- Alkalinity by SM 2320B,
- Chloride, fluoride, sulfate and nitrate by Method 9056,
- Calcium, magnesium, sodium, potassium, iron, manganese by Method 6020A

Groundwater samples were placed on ice in coolers and hand delivered to ALS Laboratory Group in Houston, Texas for analysis.

Samples collected from the Site were analyzed in accordance with the guidelines of EPA SW-846, Test Methods for Evaluating Solid Waste-Physical/Chemical Methods. The procedures for laboratory analysis, with any modifications, are further documented in the laboratory standard operating procedures, which are maintained at the laboratory, and are listed in the laboratory's quality assurance plan. Analytical data from the groundwater samples collected during the groundwater sampling event were reviewed for adherence to established quality assurance/quality control (QA/QC) criteria. Data Usability Summaries (DUSs) were prepared following TCEQ guidance publication RG-366/TRRP-13 (TCEQ, 2010) summarizing the quality of the laboratory analytical data and present any deviations from the established QA/QC criteria. Copies of the analytical data reports and the DUSs are provided in Attachment B. Based on the QA/QC review, the groundwater data evaluated in this report are considered usable for the purpose of evaluating COCs in Site environmental media, to assess the affected property based on the COCs, and establish TRRP protective concentration level exceedance (PCLE) zones.

During review of the preliminary SVOC results reported for the sample collected from monitoring well MW-69A during the January 2022 sampling event, it was noted that the results were inconsistent with the results that had been reported for that well in the past. After discussing with UPRR, a resample was collected from MW-69A on March 10, 2022 to verify the initial results. The results from the March 2022 resample were consistent with historical concentrations for this well.

Additional groundwater samples were collected from A-TZ wells MW-15A, MW-17, MW-57A, and MW-58A on March 24 and 25, 2022 as part of a separate assessment. Those results are presented and discussed in the City of Houston Storm Water Sewer Assessment Report dated April 29, 2022 (Golder, 2022). The site-specific COCs from the March sampling event are also included in the summary tables in this report.

3.0 GROUNDWATER ELEVATION DATA AND DNAPL MEASUREMENTS

Groundwater elevations for the monitoring wells measured during the January 2022 sampling event are summarized on Table 1. Potentiometric surface maps for each of the four GWBUs, A-TZ, B-TZ/B-CZ, C-TZ, and D-TZ, are presented on Figures 2 through 5 for the January 2022 event. Groundwater flow conditions for each GWBU are described in the following sections.

3.1 A-TZ Wells

The highest groundwater elevations in the A-TZ are near SWMU No.1 at 44.34 feet relative to the City of Houston Vertical Datum (HVD) (MW-04) and west of the Site at 45.23 feet HVD (MW-22AR), with the lowest elevation of at 34.48 feet HVD (MW-69A) (Figure 2). Groundwater in the A-TZ generally flows from southwest to east-northeast across the Site at a gradient ranging from approximately 0.003 ft/ft to 0.02 ft/ft (approximate average of 0.005 ft/ft), except for groundwater flow to the southwest just south of SWMU No. 1 and a groundwater divide on the east side of the Site just west of the Lockwood Drive (Figure 2). As discussed in the Updated APAR Addendum (PBW, 2010), a 60-in sanitary sewer line runs north to south just west of the Lockwood Bridge and appears to

intersect the A-TZ influencing groundwater flow in this area. Groundwater flow in the A-TZ flows to the east on the west side of the wastewater line and flows to the west on the east side of the wastewater line (Figure 2).

DNAPL was detected in one on-site A-TZ well (MW-78A) during the January 2022 event.

3.2 B-CZ/B-TZ Wells

Groundwater elevations in the B-TZ ranged from a high elevation near SWMU No.1 of 46.65 feet HVD at MW-11B, to the lowest elevation of 36.30 feet HVD at MW-80B (Figure 3). Groundwater in the B-TZ generally flows from the southwest to the east-northeast across the Site (Figure 3) at a gradient ranging from approximately 0.003 ft/ft to 0.04 ft/ft, with an average of approximately 0.006 ft/ft. The flow within the B-TZ is similar to the flow in the A-TZ. As discussed in the Updated APAR Addendum (PBW, 2010), there appears to be communication between the two GWBUs (A-TZ and B-TZ) on the west side of the Site is indicated by the relatively similar groundwater elevations of the two units. Off-site to the north of Liberty Road, the groundwater flow conditions in the B-TZ are variable with groundwater flow generally to the northeast.

As discussed in the Response Action Plan (RAP) (Attachment 1A - APAR Addendum, PBW, 2014), there is a lateral stratigraphic change in the hydrogeology of the B-TZ as it pinches out from west to east into the B-CZ clay unit, where groundwater is encountered in very thin carbonate seams (typically less than 0.1 feet thick) within the clay unit at relatively the same elevation as the B-TZ. The B-CZ, where these thin carbonate seams are found, was classified as a Class 3 groundwater resource, and this designation was approved by the TCEQ in the 3rd TNOD letter dated April 10, 2017. The estimated boundary of the transition from Class 2 (B-TZ) to Class 3 (B-CZ) is shown on Figure 3.

The highest groundwater elevations in the B-CZ are east of the Site at 46.65 feet HVD at MW-61B and north of the Site at 42.76 feet HVD at MW-36B, with the lowest elevation of 35.70 feet HVD on-site at MW-72B. The groundwater flow conditions within the B-CZ are variable but overall flow is generally to the northeast.

DNAPL was detected in on-site wells MW-12B, MW-41B, and MW-74B and off-site wells MW-32B and MW-70B during the January 2022 sampling event.

3.3 C-TZ Wells

Groundwater elevations in the C-TZ ranged from a high elevation of 30.20 feet HVD at two locations: northeast of the Site at MW-53C and north of the Site at MW-83C (Figure 4). The lowest elevation measured in the C-TZ during the January 2022 sampling event was 25.94 feet HVD at MW-48C on the east side of the Site. Overall groundwater flow in the C-TZ is generally to the south and southwest across the Site (Figure 4) with a gradient of approximately 0.001 ft/ft.

DNAPL was detected in on-site well MW-23C and off-site well MW-45C the during the January 2022 sampling event.

3.4 D-TZ Wells

Groundwater elevations in the D-TZ ranged from a high elevation of -35.66 feet HVD east of the Site at MW-66D, to the lowest elevation of -38.51 feet HVD at MW-65D north of the Site (Figure 5). Groundwater flow in the D-TZ is generally from the southeast to northwest at the Site (Figure 5) with a gradient of approximately 0.0025 ft/ft.

No DNAPL was detected in the D-TZ monitoring wells.

4.0 GROUNDWATER ANALYTICAL RESULTS

Groundwater analytical results from the January 2022 sampling event are summarized along with the historical groundwater monitoring data from January 2009 through January 2022 in the following tables:

- Table 2 – Analytical Results Summary (2008 – 2022) – Class 2 Groundwater
- Table 3 – Analytical Results Summary (2008 – 2022) – Class 3 Groundwater
- Table 4 - Analytical Results Summary – A-TZ Wells – VISL Comparison
- Table 5 – Arsenic Concentrations – Groundwater

Groundwater analytical data from the January 2022 sampling event were compared to the TCEQ TRRP Tier 1 residential groundwater PCLs or Residential Assessment Levels (RALs) (the lesser value between ${}^{GW}GW_{Ing}$ and ${}^{Air}GW_{Inh\text{-}V}$ PCLs), dated January 2021, assuming a 30-acre source area and Class 2 groundwater classification (except for B-CZ wells that are considered completed in a Class 3 groundwater resource). Critical PCLs (cPCLs) to assess PCLE Zones were then established assuming residential or C/I land use depending on the location of the monitoring well by comparing data from on-site wells to C/I PCLs and data from off-site wells compared to RALs. PCLE Zones were established based on the COC concentrations detected during the January 2022 sampling event.

4.1 Site-Specific COCs

Based on the comparison of site-specific COCs to the applicable TRRP groundwater cPCLs, the following 10 site-specific COCs (plus arsenic) were detected at concentrations that exceeded their respective cPCL during the January 2022 sampling event (GWBU where concentrations >cPCLs were detected):

<u>Volatile Organic Compounds (VOCs)</u>

- Benzene (A-TZ, B-CZ/B-TZ, C-TZ)
- Methylene Chloride (B-CZ/B-TZ, C-TZ)

<u>Semi-Volatile Organic Compounds (SVOCs)</u>

- 2,4-Dimethylphenol (A-TZ, B-TZ)
- 2-Methylnaphthalene (A-TZ, B-TZ, & C-TZ)
- Benzo(a)anthracene (A-TZ, B-CZ/B-TZ)
- Benzo(a)pyrene (A-TZ, B-CZ/B-TZ, & C-TZ)
- Dibenzofuran (A-TZ, B-CZ/B-TZ)
- Naphthalene (A-TZ, B-CZ/B-TZ, & C-TZ)
- Pentachlorophenol (C-TZ)
- **Phenanthrene* (*A-TZ*, *B-TZ*)

** - COC only detected above cPCLs in wells where DNAPL was present or has been present in the past (MW-57A and MW-74B)*

The spatial distribution of COC concentrations in groundwater samples from each GWBU and the cumulative PCLE zones (including separate PCLE zones for arsenic) from the January 2022 monitoring event are presented on the following figures:

- Figure 6 for A-TZ,

- Figure 7 for B-CZ/B-TZ,
- Figure 8 for C-TZ, and
- Figure 9 for D-TZ.

Cumulative PCLE zones for each GWBU for January 2022 are presented on Figure 10 for site-specific COCs and Figure 11 for arsenic.

In addition to the figures listed above, individual COC concentration isopleth maps for the most commonly detected groundwater COCs at the Site (primary VOC: benzene, and primary SVOCs: 2,4-dimethylphenol, 2-methylnaphthalene, dibenzofuran, and naphthalene) were prepared for the A-TZ, B-CZ/B-TZ, and C-TZ units at the Site using the January 2022 data, as listed below:

GWBU	A-TZ	B-CZ/B-TZ	C-TZ
COC	**Figure Number**		
Benzene	12	17	22
2,4-Dimethylphenol	13	18	23
2-Methylnaphthalene	14	19	24
Dibenzofuran	15	20	25
Naphthalene	16	21	26

For each COC concentration map listed above, the cumulative groundwater PCLE Zone for the GWBUs based on the combined PCLE Zones presented on Figures 6 through 8 is shown on the figures.

Groundwater samples from the monitoring wells in the four GWBUs were also collected and analyzed for arsenic. A summary of the arsenic concentrations detected and arsenic concentrations detected above the TCEQ TRRP cPCL is provided on Table 5. Arsenic concentration isopleth maps showing the arsenic PCLE Zones for the A-TZ, B-CZ/B-TZ, and C-TZ based on the January 2022 data are presented on Figures 27 through 29, respectively.

4.2 A-TZ Wells

VOCs

Benzene was the only site-specific VOC detected above its cPCL of 0.005 mg/L in samples from the A-TZ wells collected during the January 2022 groundwater monitoring event. Groundwater samples from A-TZ monitoring wells with benzene concentrations detected above the cPCL were predominantly located on the eastern portion of the Site and in the northern portion of the Englewood Intermodal Yard (Figure 12). Benzene concentrations in samples collected from off-site A-TZ monitoring wells were below the cPCL.

The sample detection limit (SDL) for methylene chloride (0.01 mg/L) in the sample collected in March 2022 from on-site well MW-17 was above the cPCL (0.005 mg/L). The methylene chloride concentrations in samples collected during the January 2022 sampling event from all other A-TZ wells were below the SDL and/or cPCL.

SVOCs

Similar to the benzene detections, site-specific SVOCs were detected above applicable cPCLs in samples collected from A-TZ wells located generally on the eastern portion of the Site and in the northern portion of the Englewood Intermodal Yard. The primary SVOCs in the samples from the A-TZ wells that exceeded cPCLs include:

- 2,4-Dimethylphenol (Figure 13),
- 2-Methylnaphthalene (Figure 14),
- Dibenzofuran (Figure 15), and
- Naphthalene (Figure 16).

Analytical data from the January 2022 sampling event indicated that concentrations of these four primary SVOCs were below their respective cPCLs in samples from the A-TZ wells to the north, east, south, and west of the Site, similar to the distribution of benzene concentrations. Other SVOCs (benzo(a)anthracene, benzo(a)pyrene and phenanthrene) were also detected above the cPCLs in the following A-TZ monitoring wells:

- Two on-site wells: benzo(a)anthracene in MW-57A, benzo(a)pyrene in MW-49A and MW-57A, and phenanthrene in MW-57A; and
- One off-site well: benzo(a)pyrene in MW-69A.

However, as noted in Section 2.1, the January 2022 analytical results from MW-69A were inconsistent with the historical results that had been reported for that well. To confirm these results, the well was resampled for SVOCs on March 10, 2022. The resampled results were consistent with historical results (i.e., below the detection limit of 0.00002 mg/L for benzo(a)pyrene) and did not confirm the detections from the January sampling event.

None of the site-specific SVOC concentrations detected in samples from the off-site A-TZ wells exceeded their respective RALs. The PCLE Zones for the individual SVOCs are within the Site boundary except to the north (along Liberty Road) and east onto the City of Houston ROW based on the interpretation of the groundwater concentration data on-site and off-site as shown on the isopleth maps. In these areas, samples from on-site monitoring wells indicate PCL exceedances, but samples from the off-site wells closest to those locations do not indicate PCL exceedances.

Concentrations for the other site-specific SVOCs analyzed were either below cPCLs or below the SDL in samples from the A-TZ wells collected during the January 2022 sampling event.

The cumulative PCLE Zones for site-specific COCs in the A-TZ based on the January 2022 sample results are generally similar to the PCLE Zones based on the 2020 and 2021 sampling data as shown on Figure 30 and indicate that the VOC and SVOC PCLE Zones appear to be stable over time.

EPA Vapor Intrusion Screening Level Evaluation

Groundwater analytical data from the January 2022 event for the off-site monitoring wells completed in the A-TZ to the north, west, and east of the Site were also compared to values developed using the U.S. Environmental Protection Agency's (EPA's) vapor intrusion screening level (VISL) calculator (EPA, 2015, EPA, 2019). The VISL calculator was used to calculate conservative, non-site specific, risk-based potential vapor intrusion (VI) screening values for the identified COCs in the A-TZ GWBU. The VISL tool calculates the COC concentration in groundwater, based on certain default conditions, at which the COC is not expected to pose an unacceptable VI risk.

EPA VISL Calculator

The VISL calculator (EPA, 2019) provides screening concentrations based on several basic inputs, including a residential or commercial exposure scenario, target hazard quotient, target carcinogenic risk, and groundwater temperature. For this evaluation, the selected inputs were – residential scenario, hazard quotient of 0.1, carcinogenic risk of 10^{-5} (consistent with the TRRP criteria), and groundwater temperature of 25°C. Also, EPA's VISL calculator uses a conservative default attenuation factor of 0.001 for the attenuation of vapors between the groundwater source zone and the overlying receptor. This attenuation factor is not adjusted for the more rapid attenuation of petroleum hydrocarbon vapors and is therefore likely overly conservative for these compounds. Based on these inputs, the groundwater screening concentrations were calculated. The calculated concentrations were compared to the January 2022 groundwater sample COC concentrations for the Site-specific COCs (Table 4).

As indicated in Table 4, the COC concentrations from the January 2022 off-site A-TZ GWBU wells were below the conservative EPA VISL-calculated screening concentrations, except for the following:

- An unverified naphthalene concentration of 0.13 mg/L was detected in a sample collected from MW-69A during the January 2022 event. Given that previous naphthalene concentrations at MW-69A were multiple orders of magnitude below the result from January 2022, MW-69A was resampled in March 2022. The naphthalene concentration in the resample collected from MW-69A was not detected above the SDL (<0.00002 mg/L), which did not confirm the initial January 2022 result.

4.3 B-CZ/B-TZ Wells

VOCs

Site-specific VOCs benzene and methylene chloride were detected above their cPCL of 0.005 mg/L (Class 2 groundwater PCL) in samples collected from the B-TZ wells and 0.5 mg/L (Class 3 groundwater PCL) in samples collected from the B-CZ wells. The January 2022 groundwater data from the B-CZ/B-TZ monitoring wells indicated two separate PCLE Zone (as shown on Figure 17). These two PCLE Zones are described below:

- Main PCLE Zone: The Main PCLE Zone for benzene based on C/I land use for on-Site wells and residential for off-Site wells in the B-CZ/B-TZ GWBU (groundwater classification Class 3 and Class 2, respectively) encompasses the northeastern portion of the Englewood Intermodal Yard, the eastern portion of the Site, and extends off-site to the north of the Site.
- West PCLE Zone: The West PCLE Zone is a smaller area on the west side of the Site defined by the sample results from two wells (MW-40B and MW-41B). This PCLE Zone appears to be within the Site property boundary based on surrounding monitoring wells (MW-38B, MW-39B, MW-62B, and TW-41B).

Methylene chloride was detected above the cPCL in the sample collected from well MW-74B at 0.0051J mg/L (qualified with a J to indicate that the analyte was detected below the sample quantitation limit but above the SDL and is estimated). In addition, the methylene chloride SDLs were above the cPCL for groundwater samples collected from MW-12B and MW-41B. Wells MW-12B, MW-41B, and MW-74B are currently DNAPL recovery wells with DNAPL present in these wells during the January 2022 sampling event.

Other site-specific VOCs were detected in the samples collected from the B-CZ/B-TZ monitoring wells; however, the detected concentrations were below their respective cPCLs (Tables 2 and 3).

SVOCS

The primary site-specific SVOCs 2,4-dimethylphenol, 2-methylnaphthalene, dibenzofuran, and naphthalene (as shown on Figures 18 through 21, respectively) were detected above their respective cPCLs in samples from B-CZ/B-TZ GWBU wells that are located generally within the Main PCLE Zone and West PCLE Zone.

In addition to the primary SVOCs discussed above, the following other SVOCs were detected in samples collected during the January 2022 event from DNAPL recovery wells at concentrations greater than their cPCLs:

- Benzo(a)anthracene (MW-12B, MW-41B, MW-74B),
- Benzo(a)pyrene (MW-12B, MW-41B, MW-68B, MW-70B, and MW-74B), and
- Phenanthrene (MW-74B).

The PCLE zones for the primary and additional site-specific SVOCs are generally within the benzene PCLE zone described previously. The cumulative PCLE Zones for site-specific COCs detected in the B-CZ/B-TZ monitoring wells from the January 2022 event are generally similar to previous PCLE Zones based on the 2020 and 2021 sampling data as shown on Figure 31. These data indicate that the site-specific VOC and SVOC PCLE Zones appear to be stable over time.

4.4 C-TZ Wells

VOCs

Site-specific VOCs benzene and methylene chloride were detected above their cPCLs (both 0.005 mg/L) in groundwater samples collected from C-TZ wells during the January 2022 groundwater monitoring event. Benzene concentrations were detected above the cPCL in groundwater samples from the following three on-site wells located in the northeast portion of the Site: MW-17C, MW-18C, and MW-23C (Figure 22). None of the off-site C-TZ monitoring wells had benzene concentrations detected above the cPCL. Methylene chloride was detected above the cPCL in MW-15C at 0.0061 J (qualified with a J to indicate that the analyte was detected below the sample quantitation limit but above the SDL and is estimated).

Other site-specific VOCs were detected in the samples collected from the C-TZ monitoring wells; however, the detected concentrations were below their respective cPCLs (Table 2).

SVOCs

Site-specific SVOCs were detected above applicable cPCLs in groundwater samples collected from C-TZ wells. The primary SVOCs detected in samples from the C-TZ wells above cPCLs include 2-methylnaphthalene, dibenzofuran, and naphthalene (Figure 23-26). PCLE Zones for these COCs were located in the northeastern portion of the Site and offsite to the north and northeast near the Lockwood Bridge for 2-methylnaphthalene and naphthalene PCLE Zones. As a result, the cumulative groundwater PCLE Zone for the primary SVOCs is predominately within the Site boundary except to the northeast where it extends onto the City of Houston ROW (MW-25C and historical DNAPL wells around the Lockwood Drive).

Other site-specific SVOCs (2,6-dinitrotoluene, benzo(a)pyrene, and pentachlorophenol) were detected at concentrations that exceeded their cPCLs in groundwater samples from C-TZ wells during the January 2022 sampling event (Figure 8), as follows:

- Benzo(a)pyrene was detected above the cPCL (0.0002 mg/L) in samples collected from on-site wells MW-23C and off-site wells MW-45C, and MW-46C. DNAPL has been historically detected in samples from wells MW-23C, MW-45C, and MW-46C.
- Pentachlorophenol was detected above the cPCL (0.001 mg/L) in the sample collected from well MW-18C.

The PCLE zones for these additional SVOCs are within the benzene and primary SVOC PCLE Zones discussed above.

The cumulative PCLE Zones for VOCs and SVOCs in the C-TZ based on the January 2022 monitoring event data are generally similar to the 2020 and 2021 cumulative PCLE Zones in the C-TZ as shown on Figure 32. This indicates that the cumulative VOC and SVOC PCLE Zones appear to be stable in the C-TZ.

4.5 D-TZ Wells

VOCs

No site-specific VOCs were detected above cPCLs in samples collected from D-TZ wells during the January 2022 monitoring event.

SVOCs

No site-specific SVOCs were detected above cPCLs in samples collected from D-TZ wells during the January 2022 monitoring event.

4.6 Site-Specific COC Concentration Trends

Golder conducted a preliminary trend analysis of the primary COC concentrations using the Mann-Kendall trend test. The trend analysis included data from groundwater samples from monitoring wells in each GWBU from 2009 (or from date of installation) to 2022 for wells with at least four sampling events, including samples collected from wells containing detectable DNAPL. The Mann-Kendall test is a nonparametric method (i.e., it does not require a distributional assumption of the data) to test for an increasing or decreasing linear trend over time. The Mann-Kendall test also does not require special treatment for non-detects, other than non-detects should be set to a common value lower than any of the detected concentrations (EPA, 2009). The Mann-Kendall test was performed for each well with at least one detection of a primary COC. Monitoring wells with fewer than four sampling events were not tested.

The Mann-Kendall trend tests were performed using the statistical software R© (The R© Foundation, 2021) and the EnvStats package (Package 'EnvStats', 2021). Mann-Kendall test results with a p-value less than an error rate of α=0.05 (i.e., 95% level of confidence) indicate a statistically significant increasing or decreasing trend. Results with a p-value greater than 0.05 but less than 0.1 indicate a "probably" increasing or "probably" decreasing trend. Mann-Kendall test results with a p-value greater than 0.1 indicate either a "stable" trend or "no trend". A "stable" trend occurred when data from a COC and well had a coefficient of variation less than 1, appeared to follow a decreasing trend (when the Mann-Kendall test statistic was negative), and had a p-value from the Mann-Kendall test greater than 0.1. In all other cases when the p-value from the Mann-Kendall test was greater than 0.1, the COC and well was considered to have "no trend".

The results of the Mann-Kendall analysis for each well and COC evaluated are provided on Table C-1 in Attachment C. The trend results summarized on Table C-1 use the following abbreviations for the calculated

trends: decreasing (“D”), probably decreasing (“PD”), stable (“S”), probably increasing (“PI”), increasing (“I”), and no trend (“NT”).

The Mann-Kendall test results generally indicated that primary COC concentrations are either stable, decreasing, probably decreasing, or exhibit no trend in samples from most of the monitoring wells at the Site. Any COC and well with all concentrations below detection limits during all sampling events is indicated with an “ND” on Table C-1 (Attachment C).

The Mann-Kendall test results identified COCs as probably increasing (“PI”) or increasing (“I”) in samples from 14 monitoring wells. where recent analytical results were either just above the SDL or J-flagged as estimated (value was between the SDL and method detection level (MDL)). In each case, the recent COC detections were orders of magnitude below the applicable cPCL for the COC. This included the following **15 wells** and COCs:

- A-TZ wells: MW-03 (naphthalene) and MW-69A (benzene);
- B-CZ well: MW-33BR (2,4-dimethylphenol) and MW-36B (2-methylnaphthalene);
- B-TZ wells: MW-38B (dibenzofuran), MW-62B (2,4-dimethylphenol), MW-89B (dibenzofuran), MW-93B (naphthalene), and P-11 (2-methylnaphthalene); and
- C-TZ wells: MW-12C (2,4-dimethylphenol), MW-19C (dibenzofuran), MW-23C (2,4-dimethylphenol), MW-25C (2,4-dimethylphenol), MW-45C (2,4-dimethylphenol), and MW-85C (2,4-dimethylphenol).

Mann-Kendall test results indicate an increasing/probably increasing trend in the samples from the following monitoring wells that had concentrations exceeding the cPCL or within the same order of magnitude as the cPCL:

A-TZ:

- On-site well MW-78A: Results indicate a probably increasing trend in benzene in samples collected from on-site well MW-78A. MW-78A is part of the current DNAPL recovery well network. Trace amounts of DNAPL were noted in MW-78A during a few of the biweekly recovery events in the first half of 2022.

B-CZ/B-TZ:

- On-site well MW-12B: Results indicate an increasing trend in 2,4-dimethylphenol in samples collected from on-site well MW-12B. MW-12B is part of the current DNAPL recovery well network and consistently has DNAPL detected during the recovery events.
- On-site well MW-49B: Results indicate an increasing trend in benzene, 2,4-dimethylphenol, 2-methylnaphthalene, dibenzofuran, and naphthalene concentrations in samples collected from on-site well MW-49B. MW-49B is part of the current DNAPL recovery well network and has had DNAPL has had DNAPL detected during the recovery events.
- On-site well TW-41B: Results indicate an increasing trend in benzene, 2-methylnaphthalene, dibenzofuran, and naphthalene in on-site well TW-41B. None of these COCs were detected during the January 2022 sampling event at concentrations that exceed the applicable cPCLs in this well. Monitoring well TW-41B is located between DNAPL recovery wells MW-12B (approximately 220 feet north) and MW-41B (approximately 165 feet south).

C-TZ:

- On-site well MW-17C: Results indicate an increasing trend in 2,4-dimethylphenol concentrations in samples from on-site well MW-17C. The concentrations from the samples collected during the 2021

semi-annual sampling events were above the RAL (0.49 mg/L). The concentration from the sample collected from MW-17C during the January 2022 sampling event (0.076 mg/L) was below the RAL.

Of the 120 wells evaluated, samples from 5 wells listed above showed a probably increasing or increasing trend in primary COC concentrations (not including the 14 wells previously discussed with low-level or J-flagged results). Of the five wells, three wells (MW-78A, MW-12B, and MW-49B) are DNAPL recovery wells where DNAPL has been detected in the wells. The other two wells are on-site monitoring wells TW-41B and MW-17C:

- MW-17C – Increasing trend for 2,4-dimethyphenol concentrations; however, concentrations have been variable being detected above and below the RAL over time.
- TW-41B - Increasing trends indicated for COCs benzene, 2-methylnaphthalene, dibenzofuran, and naphthalene may be due to the proximity to DNAPL wells MW-12B and MW-41B. None of these COCs exceeded their respective cPCLs in TW-41B based on the January 2022 sampling event results.

4.7 Arsenic Evaluation

As detailed in Section 2.0, groundwater samples collected during the January 2022 sampling event were also analyzed for arsenic and geochemical parameters as part of an on-going evaluation of the nature of the arsenic detected in the shallow groundwater at the Site. The concept of the arsenic evaluation was discussed in the Response Action Plan (Revision No. 5) (Golder, 2020) with an initial evaluation provided in the 2021 Groundwater Monitoring Report (Golder, 2022). Arsenic concentrations from the January 2022 sampling event were detected above SDLs in 26 of the 118 groundwater samples analyzed for arsenic. Of these detections, arsenic concentrations were detected above the cPCL (0.010 mg/L) in 15 samples collected from on-site wells and 11 samples collected from off-site wells completed in the A-TZ, B-CZ/B-TZ, and C-TZ units (presented on Figures 27-29, respectively). Concentrations from January 2022 along with historical arsenic results are presented in Table 5. A summary of the geochemical parameters analyzed as part of the arsenic evaluation is included in Table 6.

Golder prepared a technical memorandum summarizing the arsenic evaluation that is provided in Attachment D. A summary of the evaluation is provided below:

- Golder reviewed reports related to arsenic in groundwater in Texas, including other creosote sites in the Houston area, where background arsenic concentrations range from 0.027 mg/L to 0.036 mg/L in the shallow GWBUs at those sites (Key Environmental, 2020).
- An evaluation of water quality parameters from the Site indicated that, in general, the majority of groundwater samples collected at the Site have a negative ORP and are under reducing geochemical conditions (Table 6).
- An evaluation of the major-ion chemistry of groundwater samples in the A-TZ indicated that the relative major ion abundance in A-TZ groundwater samples with arsenic concentrations exceeding the cPCL does not appear to be different than the relative abundance in groundwater samples with arsenic concentrations below the cPCL.
- Samples with elevated arsenic concentrations also exhibit higher iron concentrations, demonstrating that iron reduction and mobilization of naturally occurring arsenic in the aquifer matrix are likely occurring at the Site. Due to the on-site presence of creosote-related COCs in the A-TZ, observed reducing conditions within the A-TZ on- and off-site, and positive relationship observed between arsenic and iron concentrations, elevated arsenic concentrations in the samples collected are likely a secondary result of changing geochemical conditions along the edge(s) of a hydrocarbon plume for a majority of the wells.

- At MW-91A, arsenic concentrations are not related to creosote-related COCs in the A-TZ. Given the lateral distance between the edge of the hydrocarbon plume in the A-TZ and MW-91A and that arsenic concentrations in samples collected from wells in between, such as MW-84A, MW-28A, and MW-36A, are not consistently greater than the cPCL, the arsenic in samples collected from MW-91A represent background concentrations in this area of the Site and do not require further delineation.

5.0 CONCLUSIONS

The following conclusions were made for each GWBU based on the groundwater sampling analytical results from the site-wide event conducted in January 2022:

- **A-TZ:**
  - The combined PCLE Zone in the A-TZ GWBU is within the Site boundary except to the north (along Liberty Road) and east where it extends onto the City of Houston ROW.
  - Site-specific COC concentrations detected in samples from the off-site A-TZ GWBU wells during the January 2022 sampling events were below the conservative EPA VISL-calculated screening levels, with the exception of one unverified result (which was not verified and below screening levels during a resampling/subsequent sampling event), indicating the off-site VI pathway from groundwater is incomplete.
  - The cumulative PCLE Zones for site-specific VOCs and SVOCs in the A-TZ in January 2022 are generally similar to the PCLE Zones previously observed at the Site during the 2020 and 2021 sampling events.
  - Results indicate a probably decreasing, decreasing, stable, or no trend for primary COC concentrations in 41 of the 44 A-TZ wells analyzed.
  - Results indicate a probably increasing trend in benzene concentrations in samples collected from on-site A-TZ well (MW-78A). MW-78A is part of the current DNAPL recovery well network. Concentrations in two other wells (naphthalene in MW-03 and benzene in MW-69A) indicate an increasing trend. However, concentrations in both those wells were either low-level detections near the SDL or J-flagged results (below cPCLs).

- **B-CZ/B-TZ:**
  - The cumulative PCLE Zone based on land use (i.e., C/I for on-Site wells and Residential for off-Site wells) in the B-CZ/B-TZ GWBU (i.e., Class 3 and 2 groundwater, respectively) for the January 2022 event encompasses the northeastern portion of the Englewood Intermodal Yard, the eastern portion of the Site, and extends off-site to the north of the Site (referred to as the "Main" PCLE Zone). The PCLE Zone for the smaller area on the west side of the Site is within the Site property boundary (referred to as the "West" PCLE Zone).
  - The cumulative PCLE Zones for site-specific VOCs and SVOCs in the B-CZ/B-TZ in January 2022 are generally similar to the PCLE Zones previously observed at the Site during the 2020 and 2021 sampling events.
  - Results indicate a probably decreasing, decreasing, stable, or no trend for primary COC concentrations in 34 of the 44 B-CZ/B-TZ wells analyzed.
  - Ten wells completed in the B-CZ/B-TZ indicated probably increasing or increasing concentration trends; however, seven of these wells had COC concentrations that were just above the SDL or J-flagged as estimated and were orders of magnitude below the applicable cPCL for the COC. The other three B-CZ/B-TZ wells, MW-12B, TW-41B and MW-49B, indicated increasing trends in

concentrations are either located between two DNAPL recovery wells (TW-41B) or have DNAPL present in the wells (MW-12B and MW-49B).

- **C-TZ:**
  - The combined PCLE Zone in the C-TZ is in the northeast portion of the Site and extends off-site to the north and to the east onto the City of Houston ROW.
  - The cumulative PCLE Zones for site-specific VOCs and SVOCs in the C-TZ in January 2022 are generally similar to the PCLE Zones previously observed at the Site during the 2020and 2021 sampling events.
  - Results indicate a probably decreasing, decreasing, stable, or no trend in 25 of the 32 C-TZ wells analyzed.
  - 2,4-Dimethylphenol concentrations in samples from on-site well MW-17C show an increasing trend. The concentration from the sample collected from MW-17C during the January 2022 sampling event (0.076 mg/L) was below the RAL. COCs in six other C-TZ wells had probably increasing or increasing trends but were due to slight variations near the SDL (several orders of magnitude below cPCLs).

- **D-TZ:**
  - No site-specific VOCs or SVOCs were detected at concentrations above cPCLs in samples collected from D-TZ wells during the January 2022 sampling event.

- **Arsenic Evaluation:**
  - Golder reviewed reports related to arsenic in groundwater in Texas, including other creosote sites in the Houston area, where background arsenic concentrations range from 0.027 mg/L to 0.036 mg/L.
  - Elevated arsenic concentrations in the samples collected at the Site are likely a secondary result of changing geochemical conditions along the edge(s) of a hydrocarbon plume for a majority of the wells, given the:
    - on-site presence of creosote-related COCs in the A-TZ,
    - observed reducing conditions within the A-TZ on- and off-site, and
    - positive relationship observed between arsenic and iron concentrations.
  - Arsenic concentrations are not related to creosote-related COCs in the A-TZ at MW-91A, given:
    - the lateral distance between the edge of the hydrocarbon plume in the A-TZ and MW-91A and
    - arsenic concentrations in samples collected from wells in between, such as MW-84A, MW-28A, and MW-36A, are not consistently over the MCL.
  - Arsenic in samples collected from MW-91A represent background concentrations in this area of the Site and do not require further delineation.

6.0 NOTIFICATIONS

With the additional groundwater data collected in the January 2022 event being submitted to the TCEQ in this GMR, property owners where the groundwater PCLE Zone extends off-site onto property not owned by UPRR and off-site onto the City of Houston property will be notified of the availability of information related to the groundwater monitoring at the Site as required under 30 Texas Administrative Code §350.55(b). Harris County

Appraisal District (HCAD) records were utilized to identify record owners of off-site properties for notification as reflected in Attachment E.

7.0 REFERENCES

Environmental Protection Agency (EPA), 1996. Low-Flow (Minimal Drawdown) Ground Water Sampling Procedures, April.

EPA, 2015a. Technical Guide for Addressing Petroleum Vapor Intrusion at Leaking Underground Storage Tank Sites (EPA 510-R-15-001), June.

EPA, 2015b. OSWER Technical Guide for Assessing and Mitigating the Vapor Intrusion Pathway from Subsurface Vapor Sources to Indoor Air (OSWER Publication 9200.2-154), June.

EPA, 2019. Vapor Intrusion Screening Level (VISL) calculator, https://www.epa.gov/vaporintrusion/vaporintrusion-screening-level-calculator.

Golder Associates Inc (Golder), 2020a. RCRA Permit Application, Compliance Plan (Section XI), Revision No. 5, Houston Wood Preserving Works, Houston, Texas, August 31.

Industrial Compliance (IC), 1994. RCRA Facility Investigation Work Plan, Southern Pacific Transportation Company, Former Wood Preserving Works, 4910 Liberty Road, Houston, Texas, October 14.

Pastor, Behling & Wheeler, LLC (PBW), 2009. Affected Property Assessment Addendum and Responses to Comments, Houston Wood Preserving Works, Houston, Texas, July 2009.

Pastor, Behling & Wheeler, LLC (PBW), 2010. Affected Property Assessment Addendum, Wood Preserving Works, Houston, Texas.

Pastor, Behling & Wheeler, LLC (PBW), 2014. Response Action Plan (RAP) Revision 0, Houston Wood Preserving Works, Houston, Texas, December.

TABLES

Table 1
GROUNDWATER MEASUREMENTS
Houston, TX - Wood Preserving Works

Well ID	TOC Elevation (ft)	Date	Depth to Water (ft)	Depth to DNAPL (ft BTOC)	DNAPL Thickness (ft)	GW Elevation (ft)
MW-01A	47.92	9/2/1993	6.96			40.99
MW-01A	47.92	12/21/1993	3.28			44.67
MW-01A	47.92	3/24/1994	3.95			44
MW-01A	47.92	6/22/1994	5.30			42.65
MW-01A	47.92	9/28/1994	7.10			40.85
MW-01A	47.92	10/13/1994	7.26			40.69
MW-01A	47.92	1/24/1995	2.63			45.32
MW-01A	47.92	4/11/1995	2.61			45.34
MW-01A	47.92	7/11/1995	4.78			43.17
MW-01A	47.92	1/23/1996	5.67			42.28
MW-01A	47.92	7/19/1996	7.84			40.11
MW-01A	47.92	9/17/1996	8.33			39.62
MW-01A	47.92	10/31/1996	6.90			41.05
MW-01A	47.92	11/22/1996	8.63			39.32
MW-01A	47.92	12/27/1996	5.50			42.45
MW-01A	47.92	1/22/1997	3.41			44.54
MW-01A	47.92	2/21/1997	2.68			45.27
MW-01A	47.92	3/25/1997	2.96			44.99
MW-01A	47.92	4/23/1997	4.27			43.68
MW-01A	47.92	4/24/1997	4.47			43.48
MW-01A	47.92	5/13/1997	2.91			45.04
MW-01A	47.92	6/20/1997	4.88			43.07
MW-01A	47.92	6/25/1997	2.59			45.36
MW-01A	47.92	7/1/1997	4.04			43.91
MW-01A	47.92	7/24/1997	6.80			41.15
MW-01A	47.92	8/16/1997	7.84			40.11
MW-01A	47.92	8/22/1997	9.52			38.43
MW-01A	47.92	9/25/1997	6.02			41.93
MW-01A	47.92	10/22/1997	4.89			43.06
MW-01A	47.92	11/25/1997	4.88			43.07
MW-01A	47.92	12/19/1997	4.26			43.69
MW-01A	47.92	1/20/1998	3.10			44.85
MW-01A	47.92	3/3/1998	2.87			45.08
MW-01A	47.92	3/18/1998	2.68			45.27
MW-01A	47.92	4/24/1998	6.73			41.22
MW-01A	47.92	5/21/1998	6.89			41.06
MW-01A	47.92	7/30/1998	7.96			39.99
MW-01A	47.92	8/25/1998	6.87			41.08
MW-01A	47.92	9/21/1998	4.70			43.25
MW-01A	47.92	10/26/1998	5.98			41.97
MW-01A	47.92	11/23/1998	4.11			43.84
MW-01A	47.92	1/29/1999	3.01			44.94
MW-01A	47.92	2/26/1999	3.20			44.75
MW-01A	47.92	3/16/1999	3.71			44.24
MW-01A	47.92	4/29/1999	3.93			44.02
MW-01A	47.92	6/1/1999	3.98			43.97
MW-01A	47.92	7/30/1999	4.31			43.64
MW-01A	47.92	8/27/1999	4.11			43.84
MW-01A	47.92	9/27/1999	9.67			38.28
MW-01A	47.92	10/29/1999	10.67			37.28
MW-01A	47.92	12/29/1999	10.00			37.95
MW-01A	47.92	2/4/2000	12.71			35.24
MW-01A	47.92	2/25/2000	9.10			38.85
MW-01A	47.92	3/27/2000	7.38			40.57
MW-01A	47.92	4/7/2000	7.00			40.95
MW-01A	47.92	5/31/2000	7.15			40.8
MW-01A	47.92	6/1/2000	7.00			40.95
MW-01A	47.92	7/28/2000	7.11			40.84
MW-01A	47.92	8/30/2000	10.33			37.62
MW-01A	47.92	9/19/2000	11.56			36.39
MW-01A	47.92	10/27/2000	9.01			38.94
MW-01A	47.92	11/21/2000	8.49			39.46
MW-01A	47.92	5/1/2001	6.60			41.35
MW-01A	47.92	10/1/2001	6.85			41.1
MW-01A	47.92	3/11/2002	3.31			44.64
MW-01A	47.92	9/23/2002	3.23			44.72
MW-01A	47.92	3/10/2003	2.48			45.44
MW-01A	47.92	9/23/2003	4.29			43.63
MW-01A	47.92	3/15/2004	3.49			44.43
MW-01A	47.92	9/13/2004	8.26			39.66
MW-01A	47.92	7/18/2005	3.73			44.19
MW-01A	47.92	1/4/2006	8.54			39.38
MW-01A	47.92	7/27/2006	3.10			44.82
MW-01A	47.92	1/23/2007	2.26			45.66
MW-01A	47.92	3/7/2007	2.36			45.56
MW-01A	47.92	7/27/2007	4.05			43.87
MW-01A	47.92	1/28/2008	2.51			45.41
MW-01A	47.92	7/16/2008	7.21			40.71

Table 1
GROUNDWATER MEASUREMENTS
Houston, TX - Wood Preserving Works

Well ID	TOC Elevation (ft)	Date	Depth to Water (ft)	Depth to DNAPL (ft BTOC)	DNAPL Thickness (ft)	GW Elevation (ft)
MW-01A	47.92	1/22/2009	6.21			41.71
MW-01A	47.92	7/22/2009	6.96			40.96
MW-01A	47.92	1/8/2010	3.07			44.85
MW-01A	47.92	7/12/2010	3.87			44.05
MW-01A	47.88	1/12/2011	3.63			44.25
MW-01A	47.88	7/13/2011	9.94			37.94
MW-01A	47.88	1/27/2012	3.19			44.69
MW-01A	47.88	7/10/2013	9.96			37.92
MW-01A	47.88	1/8/2014	5.21			42.67
MW-01A	47.88	7/2/2014	6.81			41.07
MW-01A	47.88	1/7/2015	2.36			45.52
MW-01A	47.88	8/10/2015	4.11			43.77
MW-01A	47.90	1/12/2016	2.49			45.41
MW-01A	47.90	7/7/2016	5.42			42.48
MW-01A	47.90	1/12/2017	4.29			43.61
MW-01A	47.90	7/12/2017	6.19			41.71
MW-01A	47.90	1/3/2018	6.47			41.43
MW-01A	47.90	7/18/2018	5.88			42.02
MW-01A	47.90	1/3/2019	5.96			41.94
MW-01A	47.90	7/1/2019	2.85			45.05
MW-01A	47.90	1/14/2020	2.71			45.19
MW-01A	47.90	7/8/2020	5.34			42.56
MW-01A	47.85	1/6/2021	2.86			44.99
MW-01A	47.92	7/6/2021	2.23			45.69
MW-02	47.97	9/2/1993	7.45			40.58
MW-02	47.97	12/21/1993	2.58			45.45
MW-02	47.97	3/24/1994	4.08			43.95
MW-02	47.97	6/22/1994	5.85			42.18
MW-02	47.97	9/28/1994	7.05			40.98
MW-02	47.97	10/13/1994	7.69			40.34
MW-02	47.97	1/24/1995	2.12			45.91
MW-02	47.97	4/11/1995	2.53			45.5
MW-02	47.97	7/11/1995	5.34			42.69
MW-02	47.97	1/23/1996	5.69			42.34
MW-02	47.97	7/19/1996	8.28			39.75
MW-02	47.97	9/17/1996	8.84			39.19
MW-02	47.97	10/31/1996	7.11			40.92
MW-02	47.97	11/22/1996	8.99			39.04
MW-02	47.97	12/27/1996	5.42			42.61
MW-02	47.97	1/22/1997	3.08			44.95
MW-02	47.97	2/21/1997	2.60			45.43
MW-02	47.97	3/25/1997	2.98			45.05
MW-02	47.97	4/23/1997	4.60			43.43
MW-02	47.97	4/24/1997	4.78			43.25
MW-02	47.97	5/13/1997	2.89			45.14
MW-02	47.97	6/20/1997	5.45			42.58
MW-02	47.97	6/25/1997	2.59			45.44
MW-02	47.97	7/1/1997	4.48			43.55
MW-02	47.97	7/24/1997	7.42			40.61
MW-02	47.97	8/16/1997	8.42			39.61
MW-02	47.97	8/22/1997	9.20			38.83
MW-02	47.97	9/25/1997	4.53			43.5
MW-02	47.97	10/22/1997	4.95			43.08
MW-02	47.97	11/25/1997	4.97			43.06
MW-02	47.97	12/19/1997	4.33			43.7
MW-02	47.97	1/20/1998	3.05			44.98
MW-02	47.97	3/3/1998	2.88			45.15
MW-02	47.97	3/18/1998	2.66			45.37
MW-02	47.97	4/24/1998	7.09			40.94
MW-02	47.97	5/21/1998	7.00			41.03
MW-02	47.97	7/30/1998	8.11			39.92
MW-02	47.97	8/25/1998	7.33			40.7
MW-02	47.97	9/21/1998	4.18			43.85
MW-02	47.97	10/26/1998	6.85			41.18
MW-02	47.97	11/23/1998	4.63			43.4
MW-02	47.97	1/29/1999	3.51			44.52
MW-02	47.97	2/26/1999	3.61			44.42
MW-02	47.97	3/16/1999	3.55			44.48
MW-02	47.97	4/29/1999	3.76			44.27
MW-02	47.97	6/1/1999	3.76			44.27
MW-02	47.97	7/30/1999	4.61			43.42
MW-02	47.97	8/27/1999	3.96			44.07
MW-02	47.97	9/27/1999	10.12			37.91
MW-02	47.97	10/29/1999	11.33			36.7
MW-02	47.97	12/29/1999	10.66			37.37
MW-02	47.97	2/4/2000	13.19			34.84
MW-02	47.97	2/25/2000	9.57			38.46
MW-02	47.97	3/27/2000	7.73			40.3

Table 1
GROUNDWATER MEASUREMENTS
Houston, TX - Wood Preserving Works

Well ID	TOC Elevation (ft)	Date	Depth to Water (ft)	Depth to DNAPL (ft BTOC)	DNAPL Thickness (ft)	GW Elevation (ft)
MW-02	47.97	4/7/2000	7.30			40.73
MW-02	47.97	5/31/2000	7.33			40.7
MW-02	47.97	6/1/2000	7.31			40.72
MW-02	47.97	7/28/2000	7.35			40.68
MW-02	47.97	8/30/2000	10.55			37.48
MW-02	47.97	9/19/2000	11.93			36.1
MW-02	47.97	10/27/2000	9.04			38.99
MW-02	47.97	11/21/2000	8.66			39.37
MW-02	47.97	5/1/2001	6.91			41.12
MW-02	47.97	10/1/2001	8.22			39.81
MW-02	47.97	3/11/2002	3.33			44.7
MW-02	47.97	9/23/2002	3.16			44.87
MW-02	47.97	3/10/2003	2.54			45.43
MW-02	47.97	9/23/2003	3.29			44.68
MW-02	47.97	3/15/2004	2.87			45.1
MW-02	47.97	9/13/2004	8.71			39.26
MW-02	47.97	7/18/2005	2.98			44.99
MW-02	47.97	1/4/2006	8.77			39.2
MW-02	47.97	7/27/2006	2.87			45.1
MW-02	47.97	1/23/2007	2.34			45.63
MW-02	47.97	3/7/2007	2.23			45.74
MW-02	47.97	7/27/2007	4.40			43.57
MW-02	47.97	1/28/2008	2.42			45.55
MW-02	47.97	7/16/2008	7.72			40.25
MW-02	47.97	1/22/2009	6.31			41.66
MW-02	47.97	7/22/2009	7.56			40.41
MW-02	47.97	1/8/2010	3.91			44.06
MW-02	47.97	7/12/2010	4.37			43.6
MW-02	48.00	1/12/2011	3.63			44.37
MW-02	48.00	7/13/2011	10.28			37.72
MW-02	48.00	1/27/2012	2.67			45.33
MW-02	48.00	7/10/2013	10.58			37.42
MW-02	48.00	1/8/2014	5.47			42.53
MW-02	48.00	7/2/2014	7.51			40.49
MW-02	48.00	1/7/2015	2.41			45.59
MW-02	48.00	8/10/2015	4.96			43.04
MW-02	47.89	1/12/2016	2.91			44.98
MW-02	47.89	7/7/2016	6.12			41.77
MW-02	47.89	1/12/2017	4.62			43.27
MW-02	47.89	7/12/2017	6.82			41.07
MW-02	47.89	1/3/2018	6.87			41.02
MW-02	47.89	7/18/2018	6.62			
MW-02	47.89	1/3/2019	6.31			41.58
MW-02	47.89	7/1/2019	3.09			
MW-02	47.89	1/14/2020	2.42			45.47
MW-02	47.89	7/8/2020	5.79			42.10
MW-02	47.93	1/6/2021	2.67			45.26
MW-02	47.93	7/6/2021	3.17			44.76
MW-02	47.93	1/3/2022	4.57			43.36
MW-03	48.34	9/2/1993	8.17			40.17
MW-03	48.34	12/21/1993	3.81			44.53
MW-03	48.34	3/24/1994	4.74			43.6
MW-03	48.34	6/22/1994	6.35			41.99
MW-03	48.34	9/28/1994	7.56			40.78
MW-03	48.34	10/13/1994	8.21			40.13
MW-03	48.34	1/24/1995	3.18			45.16
MW-03	48.34	4/11/1995	3.22			45.12
MW-03	48.34	7/11/1995	7.90			40.44
MW-03	48.34	1/23/1996	6.27			42.07
MW-03	48.34	7/19/1996	8.77			39.57
MW-03	48.34	9/17/1996	9.31			39.03
MW-03	48.34	10/31/1996	7.61			40.73
MW-03	48.34	11/22/1996	9.48			38.86
MW-03	48.34	12/27/1996	6.14			42.2
MW-03	48.34	1/22/1997	5.68			42.66
MW-03	48.34	2/21/1997	3.13			45.21
MW-03	48.34	3/25/1997	3.48			44.86
MW-03	48.34	4/23/1997	5.17			43.17
MW-03	48.34	4/24/1997	5.25			43.09
MW-03	48.34	5/13/1997	3.41			44.93
MW-03	48.34	6/20/1997	5.91			42.43
MW-03	48.34	6/25/1997	3.11			45.23
MW-03	48.34	7/1/1997	4.91			43.43
MW-03	48.34	7/24/1997	7.90			40.44
MW-03	48.34	8/16/1997	8.91			39.43
MW-03	48.34	8/22/1997	9.65			38.69
MW-03	48.34	9/25/1997	6.96			41.38
MW-03	48.34	10/22/1997	5.50			42.84

Table 1
GROUNDWATER MEASUREMENTS
Houston, TX - Wood Preserving Works

Well ID	TOC Elevation (ft)	Date	Depth to Water (ft)	Depth to DNAPL (ft BTOC)	DNAPL Thickness (ft)	GW Elevation (ft)
MW-03	48.34	11/25/1997	5.55			42.79
MW-03	48.34	12/19/1997	5.10			43.24
MW-03	48.34	1/20/1998	3.58			44.76
MW-03	48.34	3/3/1998	3.37			44.97
MW-03	48.34	3/18/1998	3.16			45.18
MW-03	48.34	4/24/1998	7.54			40.8
MW-03	48.34	5/21/1998	7.50			40.84
MW-03	48.34	7/30/1998	8.44			39.9
MW-03	48.34	8/25/1998	7.56			40.78
MW-03	48.34	9/21/1998	5.28			43.06
MW-03	48.34	10/26/1998	6.96			41.38
MW-03	48.34	11/23/1998	5.11			43.23
MW-03	48.34	1/29/1999	4.21			44.13
MW-03	48.34	2/26/1999	4.32			44.02
MW-03	48.34	3/16/1999	4.16			44.18
MW-03	48.34	4/29/1999	4.33			44.01
MW-03	48.34	6/1/1999	4.39			43.95
MW-03	48.34	7/30/1999	5.88			42.46
MW-03	48.34	8/27/1999	4.57			43.77
MW-03	48.34	9/27/1999	10.48			37.86
MW-03	48.34	10/29/1999	11.61			36.73
MW-03	48.34	12/29/1999	10.11			38.23
MW-03	48.34	2/4/2000	13.22			35.12
MW-03	48.34	2/25/2000	9.14			39.2
MW-03	48.34	3/27/2000	8.06			40.28
MW-03	48.34	4/7/2000	7.64			40.7
MW-03	48.34	5/31/2000	7.70			40.64
MW-03	48.34	6/1/2000	7.66			40.68
MW-03	48.34	7/28/2000	7.71			40.63
MW-03	48.34	8/30/2000	10.59			37.75
MW-03	48.34	9/19/2000	12.29			36.05
MW-03	48.34	10/27/2000	9.09			39.25
MW-03	48.34	11/21/2000	9.11			39.23
MW-03	48.34	5/1/2001	7.26			41.08
MW-03	48.34	10/1/2001	7.57			40.77
MW-03	48.34	3/11/2002	7.40			40.94
MW-03	48.34	9/23/2002	4.60			43.74
MW-03	48.34	3/10/2003	2.89			45.45
MW-03	48.34	9/23/2003	3.74			44.6
MW-03	48.34	3/15/2004	3.27			45.07
MW-03	48.34	9/13/2004	9.03			39.31
MW-03	48.34	7/18/2005	3.94			44.4
MW-03	48.34	1/4/2006	9.13			39.21
MW-03	48.34	7/27/2006	3.30			45.04
MW-03	48.34	3/7/2007	2.62			45.72
MW-03	48.34	7/27/2007	3.74			44.6
MW-03	48.34	1/30/2008	2.85			45.49
MW-03	48.34	7/16/2008	7.96			40.38
MW-03	48.34	2/4/2009	7.18			41.16
MW-03	48.34	7/24/2009	7.63			40.71
MW-03	48.34	1/8/2010	5.06			43.28
MW-03	48.34	7/12/2010	3.86			44.48
MW-03	48.34	1/12/2011	3.71			44.63
MW-03	48.34	7/12/2011	6.42			41.92
MW-03	48.34	1/26/2012	--			
MW-03	48.34	7/9/2012	4.06			44.28
MW-03	48.34	1/7/2013	5.09			43.25
MW-03	48.34	7/22/2013	8.24			40.1
MW-03	48.34	1/7/2014	8.09			40.25
MW-03	48.34	7/15/2014	8.78			39.56
MW-03	48.34	1/5/2015	7.06			41.28
MW-03	48.34	2/11/2018	5.29			43.05
MW-03	48.34	3/11/2018	5.72			42.62
MW-03	48.34	5/14/2018	5.61			42.73
MW-03	48.34	7/2/2018	5.93			42.41
MW-03	48.34	1/3/2019	5.03			43.31
MW-03	48.34	7/9/2019	5.57			42.77
MW-03	48.34	1/8/2020	3.06			45.28
MW-03	48.34	7/8/2020	6.08			42.26
MW-03	48.34	1/6/2021	2.71			45.63
MW-03	48.34	7/13/2021	2.51			45.83
MW-03	48.34	1/4/2022	5.06			43.28
MW-04	49.85	9/2/1993	8.57			41.28
MW-04	49.85	12/21/1993	5.42			44.43
MW-04	49.85	3/24/1994	5.85			44
MW-04	49.85	6/22/1994	6.77			43.08
MW-04	49.85	9/28/1994	8.18			41.67
MW-04	49.85	10/13/1994	8.93			40.92

Table 1
GROUNDWATER MEASUREMENTS
Houston, TX - Wood Preserving Works

Well ID	TOC Elevation (ft)	Date	Depth to Water (ft)	Depth to DNAPL (ft BTOC)	DNAPL Thickness (ft)	GW Elevation (ft)
MW-04	49.85	1/24/1995	4.72			45.13
MW-04	49.85	4/11/1995	4.57			45.28
MW-04	49.85	7/11/1995	6.47			43.38
MW-04	49.85	1/23/1996	7.85			42
MW-04	49.85	7/19/1996	9.62			40.23
MW-04	49.85	9/17/1996	10.09			39.76
MW-04	49.85	10/31/1996	7.93			41.92
MW-04	49.85	11/22/1996	10.62			39.23
MW-04	49.85	12/27/1996	8.06			41.79
MW-04	49.85	1/22/1997	6.07			43.78
MW-04	49.85	2/21/1997	4.86			44.99
MW-04	49.85	3/25/1997	5.16			44.69
MW-04	49.85	4/23/1997	6.25			43.6
MW-04	49.85	4/24/1997	6.45			43.4
MW-04	49.85	5/13/1997	5.07			44.78
MW-04	49.85	6/20/1997	6.69			43.16
MW-04	49.85	6/25/1997	4.68			45.17
MW-04	49.85	7/1/1997	5.91			43.94
MW-04	49.85	7/24/1997	8.61			41.24
MW-04	49.85	8/16/1997	9.62			40.23
MW-04	49.85	8/22/1997	10.35			39.5
MW-04	49.85	9/25/1997	8.13			41.72
MW-04	49.85	10/22/1997	7.23			42.62
MW-04	49.85	11/25/1997	7.25			42.6
MW-04	49.85	12/19/1997	6.76			43.09
MW-04	49.85	1/20/1998	5.40			44.45
MW-04	49.85	3/3/1998	5.00			44.85
MW-04	49.85	3/18/1998	4.82			45.03
MW-04	49.85	4/24/1998	8.63			41.22
MW-04	49.85	5/21/1998	9.30			40.55
MW-04	49.85	7/30/1998	10.19			39.66
MW-04	49.85	8/25/1998	9.05			40.8
MW-04	49.85	9/21/1998	7.05			42.8
MW-04	49.85	10/26/1998	8.12			41.73
MW-04	49.85	11/23/1998	6.01			43.84
MW-04	49.85	1/29/1999	5.19			44.66
MW-04	49.85	2/26/1999	5.22			44.63
MW-04	49.85	3/16/1999	6.21			43.64
MW-04	49.85	4/29/1999	6.33			43.52
MW-04	49.85	6/1/1999	6.39			43.46
MW-04	49.85	7/30/1999	7.79			42.06
MW-04	49.85	8/27/1999	6.51			43.34
MW-04	49.85	9/27/1999	11.32			38.53
MW-04	49.85	10/29/1999	12.21			37.64
MW-04	49.85	12/29/1999	11.52			38.33
MW-04	49.85	2/4/2000	14.33			35.52
MW-04	49.85	2/25/2000	10.63			39.22
MW-04	49.85	3/27/2000	9.38			40.47
MW-04	49.85	4/7/2000	9.09			40.76
MW-04	49.85	5/31/2000	9.13			40.72
MW-04	49.85	6/1/2000	9.10			40.75
MW-04	49.85	7/28/2000	9.18			40.67
MW-04	49.85	8/30/2000	12.17			37.68
MW-04	49.85	9/19/2000	13.39			36.46
MW-04	49.85	10/27/2000	10.69			39.16
MW-04	49.85	11/21/2000	9.61			40.24
MW-04	49.85	5/1/2001	8.41			41.44
MW-04	49.85	10/1/2001	8.68			41.17
MW-04	49.85	3/11/2002	5.41			44.44
MW-04	49.85	9/23/2002	5.29			44.56
MW-04	49.85	3/10/2003	4.36			45.49
MW-04	49.85	9/23/2003	5.28			44.57
MW-04	49.85	3/15/2004	4.80			45.05
MW-04	49.85	9/13/2004	9.80			40.05
MW-04	49.85	7/18/2005	5.84			44.01
MW-04	49.85	1/4/2006	10.48			39.37
MW-04	49.85	7/27/2006	5.30			44.55
MW-04	49.85	3/7/2007	4.10			45.75
MW-04	49.85	7/27/2007	5.36			44.49
MW-04	49.85	1/29/2008	4.18			45.67
MW-04	49.85	7/16/2008	8.66			41.19
MW-04	49.85	2/4/2009	8.93			40.92
MW-04	49.85	7/24/2009	9.27			40.58
MW-04	49.85	1/8/2010	6.34			43.51
MW-04	49.85	7/12/2010	5.02			44.83
MW-04	49.85	1/12/2011	5.26			44.59
MW-04	49.85	7/12/2011	8.06			41.79
MW-04	49.85	1/26/2012	--			

Table 1
GROUNDWATER MEASUREMENTS
Houston, TX - Wood Preserving Works

Well ID	TOC Elevation (ft)	Date	Depth to Water (ft)	Depth to DNAPL (ft BTOC)	DNAPL Thickness (ft)	GW Elevation (ft)
MW-04	49.85	7/9/2012	3.74			46.11
MW-04	49.85	1/7/2013	4.62			45.23
MW-04	49.85	7/22/2013	7.59			42.26
MW-04	49.85	1/7/2014	7.16			42.69
MW-04	49.85	7/15/2014	7.62			42.23
MW-04	49.85	1/5/2015	6.12			43.73
MW-04	49.85	8/10/2015	4.26			45.59
MW-04	49.85	1/13/2016	3.92			45.93
MW-04	49.85	7/6/2016	4.31			45.54
MW-04	49.85	1/12/2017	4.67			45.18
MW-04	49.85	7/6/2017	5.12			44.73
MW-04	49.85	9/5/2017	5.01			44.84
MW-04	49.85	2/11/2018	5.12			44.73
MW-04	49.85	3/11/2018	5.67			44.18
MW-04	49.85	5/14/2018	6.06			43.79
MW-04	49.85	7/2/2018	6.42			43.43
MW-04	49.85	1/3/2019	5.52			44.33
MW-04	49.85	7/9/2019	6.02			43.83
MW-04	49.85	1/8/2020	4.64			45.21
MW-04	49.85	7/8/2020	7.2			42.65
MW-04	49.85	1/6/2021	4.52			45.33
MW-04	49.85	7/13/2021	3.86			45.99
MW-04	49.85	1/4/2022	5.51			44.34
MW-05	49.24	9/2/1993	4.90			44.34
MW-05	49.24	12/21/1993	2.21			47.03
MW-05	49.24	3/24/1994	2.30			46.94
MW-05	49.24	6/22/1994	2.80			46.44
MW-05	49.24	9/28/1994	3.90			45.34
MW-05	49.24	10/13/1994	5.05			44.19
MW-05	49.24	1/24/1995	1.36			47.88
MW-05	49.24	4/11/1995	3.90			45.34
MW-05	49.24	7/11/1995	5.33			43.91
MW-05	49.24	1/23/1996	7.42			41.82
MW-05	49.24	7/19/1996	8.61			40.63
MW-05	49.24	9/17/1996	9.01			40.23
MW-05	49.24	10/31/1996	7.84			41.4
MW-05	49.24	11/22/1996	9.68			39.56
MW-05	49.24	12/27/1996	7.66			41.58
MW-05	49.24	1/22/1997	5.89			43.35
MW-05	49.24	2/21/1997	4.45			44.79
MW-05	49.24	3/25/1997	4.65			44.59
MW-05	49.24	4/23/1997	5.53			43.71
MW-05	49.24	4/24/1997	5.68			43.56
MW-05	49.24	5/13/1997	4.39			44.85
MW-05	49.24	6/20/1997	5.67			43.57
MW-05	49.24	6/25/1997	3.97			45.27
MW-05	49.24	7/1/1997	5.06			44.18
MW-05	49.24	7/24/1997	7.46			41.78
MW-05	49.24	8/16/1997	8.57			40.67
MW-05	49.24	8/22/1997	9.20			40.04
MW-05	49.24	9/25/1997	7.28			41.96
MW-05	49.24	10/22/1997	6.70			42.54
MW-05	49.24	11/25/1997	6.70			42.54
MW-05	49.24	12/19/1997	6.26			42.98
MW-05	49.24	1/20/1998	5.05			44.19
MW-05	49.24	3/4/1998	4.54			44.7
MW-05	49.24	3/18/1998	4.36			44.88
MW-05	49.24	4/24/1998	7.67			41.57
MW-05	49.24	5/21/1998	8.80			40.44
MW-05	49.24	7/30/1998	9.90			39.34
MW-05	49.24	8/25/1998	8.86			40.38
MW-05	49.24	9/21/1998	6.59			42.65
MW-05	49.24	10/26/1998	7.77			41.47
MW-05	49.24	11/23/1998	5.79			43.45
MW-05	49.24	1/29/1999	4.88			44.36
MW-05	49.24	2/26/1999	4.96			44.28
MW-05	49.24	3/16/1999	5.81			43.43
MW-05	49.24	4/29/1999	5.91			43.33
MW-05	49.24	6/1/1999	5.99			43.25
MW-05	49.24	7/30/1999	7.00			42.24
MW-05	49.24	8/27/1999	6.13			43.11
MW-05	49.24	9/27/1999	10.17			39.07
MW-05	49.24	10/29/1999	11.65			37.59
MW-05	49.24	12/29/1999	10.90			38.34
MW-05	49.24	2/4/2000	13.77			35.47
MW-05	49.24	2/25/2000	9.46			39.78
MW-05	49.24	3/27/2000	8.62			40.62
MW-05	49.24	4/7/2000	8.20			41.04

Table 1
GROUNDWATER MEASUREMENTS
Houston, TX - Wood Preserving Works

Well ID	TOC Elevation (ft)	Date	Depth to Water (ft)	Depth to DNAPL (ft BTOC)	DNAPL Thickness (ft)	GW Elevation (ft)
MW-05	49.24	5/31/2000	8.26			40.98
MW-05	49.24	6/1/2000	8.21			41.03
MW-05	49.24	7/28/2000	8.26			40.98
MW-05	49.24	8/30/2000	11.33			37.91
MW-05	49.24	9/19/2000	12.33			36.91
MW-05	49.24	10/27/2000	9.94			39.3
MW-05	49.24	11/21/2000	9.21			40.03
MW-05	49.24	5/1/2001	7.47			41.77
MW-05	49.24	10/1/2001	7.79			41.45
MW-05	49.24	3/11/2002	4.92			44.32
MW-05	49.24	9/23/2002	4.76			44.48
MW-05	49.24	3/10/2003	3.77			45.47
MW-05	49.24	9/23/2003	4.61			44.63
MW-05	49.24	3/15/2004	4.22			45.02
MW-05	49.24	9/13/2004	8.58			40.66
MW-05	49.24	7/18/2005	5.61			43.63
MW-05	49.24	1/4/2006	9.76			39.48
MW-05	49.24	7/27/2006	4.85			44.39
MW-05	49.24	3/7/2007	5.94			43.3
MW-05	49.24	7/27/2007	4.53			44.71
MW-05	49.24	1/29/2008	3.71			45.53
MW-05	49.24	7/15/2008	7.77			41.47
MW-05	49.24	2/4/2009	8.33			40.91
MW-05	49.24	7/24/2009	8.67			40.57
MW-05	49.24	1/8/2010	6.06			43.18
MW-05	49.24	7/12/2010	4.86			44.38
MW-05	49.24	1/12/2011	5.06			44.18
MW-05	49.24	7/12/2011	10.96			38.28
MW-05	49.24	2/2/2012	4.9			44.34
MW-05	49.24	7/9/2012	4.61			44.63
MW-05	49.24	1/7/2013	7.58			41.66
MW-05	49.24	7/22/2013	10.44			38.8
MW-05	49.24	1/7/2014	6.92			42.32
MW-05	49.24	7/16/2014	8.46			40.78
MW-05	49.24	1/5/2015	5.96			43.28
MW-05	49.24	8/10/2015	4.13			45.11
MW-05	49.24	1/13/2016	3.76			45.48
MW-05	49.24	7/7/2016	3.94			45.30
MW-05	49.24	1/12/2017	4.31			44.93
MW-05	49.24	7/6/2017	4.84			44.40
MW-05	49.24	9/5/2017	4.71			44.53
MW-05	49.24	2/11/2018	5.56			43.68
MW-05	49.24	3/11/2018	5.98			43.26
MW-05	49.24	5/14/2018	6.57			42.67
MW-05	49.24	7/2/2018	6.83			42.41
MW-05	49.24	1/3/2019	6.07			43.17
MW-05	49.24	7/9/2019	6.56			42.68
MW-05	49.24	1/7/2020	4.69			44.55
MW-05	49.24	7/8/2020	6.11			43.13
MW-05	49.24	1/6/2021	4.2			45.04
MW-05	49.24	7/13/2021	2.89			46.35
MW-05	49.24	1/4/2022	5.13			44.11
MW-07	48.86	9/2/1993	8.09			40.77
MW-07	48.86	12/21/1993	4.60			44.26
MW-07	48.86	3/24/1994	5.06			43.8
MW-07	48.86	6/22/1994	6.03			42.83
MW-07	48.86	9/28/1994	7.52			41.34
MW-07	48.86	10/13/1994	8.13			40.73
MW-07	48.86	1/24/1995	3.81			45.05
MW-07	48.86	4/11/1995	3.41			45.45
MW-07	48.86	7/11/1995	5.74			43.12
MW-07	48.86	1/23/1996	6.99			41.87
MW-07	48.86	7/19/1996	8.89			39.97
MW-07	48.86	9/17/1996	9.41			39.45
MW-07	48.86	10/31/1996	8.04			40.82
MW-07	48.86	11/22/1996	9.94			38.92
MW-07	48.86	12/27/1996	7.30			41.56
MW-07	48.86	1/22/1997	5.25			43.61
MW-07	48.86	2/21/1997	4.00			44.86
MW-07	48.86	3/25/1997	4.32			44.54
MW-07	48.86	4/23/1997	5.51			43.35
MW-07	48.86	4/24/1997	5.67			43.19
MW-07	48.86	5/13/1997	4.26			44.6
MW-07	48.86	6/20/1997	6.00			42.86
MW-07	48.86	6/25/1997	3.86			45
MW-07	48.86	7/1/1997	5.21			43.65
MW-07	48.86	7/24/1997	7.99			40.87
MW-07	48.86	8/16/1997	8.92			39.94

Table 1
GROUNDWATER MEASUREMENTS
Houston, TX - Wood Preserving Works

Well ID	TOC Elevation (ft)	Date	Depth to Water (ft)	Depth to DNAPL (ft BTOC)	DNAPL Thickness (ft)	GW Elevation (ft)
MW-07	48.86	8/22/1997	9.72			39.14
MW-07	48.86	9/25/1997	7.50			41.36
MW-07	48.86	10/22/1997	6.48			42.38
MW-07	48.86	11/25/1997	6.50			42.36
MW-07	48.86	12/19/1997	6.12			42.74
MW-07	48.86	1/20/1998	4.52			44.34
MW-07	48.86	3/4/1998	4.14			44.72
MW-07	48.86	3/18/1998	3.94			44.92
MW-07	48.86	4/24/1998	7.85			41.01
MW-07	48.86	5/21/1998	8.61			40.25
MW-07	48.86	7/30/1998	9.54			39.32
MW-07	48.86	8/25/1998	8.63			40.23
MW-07	48.86	9/21/1998	6.34			42.52
MW-07	48.86	10/26/1998	7.56			41.3
MW-07	48.86	11/23/1998	5.91			42.95
MW-07	48.86	1/29/1999	4.71			44.15
MW-07	48.86	2/26/1999	4.76			44.1
MW-07	48.86	3/16/1999	5.32			43.54
MW-07	48.86	4/29/1999	5.41			43.45
MW-07	48.86	6/1/1999	5.49			43.37
MW-07	48.86	7/30/1999	6.98			41.88
MW-07	48.86	8/27/1999	5.61			43.25
MW-07	48.86	9/27/1999	10.64			38.22
MW-07	48.86	10/29/1999	11.56			37.3
MW-07	48.86	12/29/1999	9.90			38.96
MW-07	48.86	2/4/2000	14.21			34.65
MW-07	48.86	2/25/2000	8.86			40
MW-07	48.86	3/27/2000	8.62			40.24
MW-07	48.86	4/7/2000	8.15			40.71
MW-07	48.86	5/31/2000	8.21			40.65
MW-07	48.86	6/1/2000	8.22			40.64
MW-07	48.86	7/28/2000	8.29			40.57
MW-07	48.86	8/30/2000	11.55			37.31
MW-07	48.86	9/19/2000	12.65			36.21
MW-07	48.86	10/27/2000	10.00			38.86
MW-07	48.86	11/21/2000	9.46			39.4
MW-07	48.86	5/1/2001	7.64			41.22
MW-07	48.86	10/1/2001	8.00			40.86
MW-07	48.86	3/11/2002	4.56			44.3
MW-07	48.86	9/23/2002	4.69			44.17
MW-07	48.86	3/10/2003	3.52			45.34
MW-07	48.86	9/23/2003	4.70			44.16
MW-07	48.86	3/15/2004	3.89			44.97
MW-07	48.86	9/13/2004	9.04			39.82
MW-07	48.86	7/18/2005	5.27			43.59
MW-07	48.86	1/4/2006	9.91			38.95
MW-07	48.86	7/27/2006	4.60			44.26
MW-07	48.86	1/23/2007	3.46			45.4
MW-07	48.86	3/7/2007	3.82			45.04
MW-07	48.86	7/27/2007	4.94			43.92
MW-07	48.86	1/29/2008	3.39			45.47
MW-07	48.86	7/16/2008	7.94			40.92
MW-07	48.86	1/22/2009	7.49			41.37
MW-07	48.86	7/24/2009	NM			
MW-07	48.86	1/8/2010	4.02			44.84
MW-07	48.86	7/12/2010	4.72			44.14
MW-07	48.92	1/12/2011	4.56			44.36
MW-07	48.92	7/12/2011	10.91			38.01
MW-07	48.92	1/27/2012	3.86			45.06
MW-07	48.92	7/10/2013	10.62			38.30
MW-07	48.92	1/8/2014	6.42			42.50
MW-07	48.92	7/3/2014	7.61			41.31
MW-07	48.92	1/7/2015	3.46			45.46
MW-07	48.92	8/10/2015	5.01			43.91
MW-07	48.91	1/12/2016	3.09			45.82
MW-07	48.91	7/7/2016	6.72			42.19
MW-07	48.91	1/12/2017	5.81			43.10
MW-07	48.91	7/12/2017	7.71			41.20
MW-07	48.91	1/3/2018	7.87			41.04
MW-07	48.91	7/19/2018	6.93			41.98
MW-07	48.91	1/3/2019	7.32			41.59
MW-07	48.91	7/1/2019	3.93			44.98
MW-07	48.91	1/13/2020	4.29			44.62
MW-07	48.91	7/8/2020	6.48			42.43
MW-07	48.87	1/6/2021	3.83			45.04
MW-07	48.87	7/6/2021	3.21			45.66
MW-08	49.33	9/2/1993	8.18			41.19
MW-08	49.33	12/21/1993	5.02			44.35

Table 1
GROUNDWATER MEASUREMENTS
Houston, TX - Wood Preserving Works

Well ID	TOC Elevation (ft)	Date	Depth to Water (ft)	Depth to DNAPL (ft BTOC)	DNAPL Thickness (ft)	GW Elevation (ft)
MW-08	49.33	3/24/1994	5.53			43.84
MW-08	49.33	6/22/1994	6.38			42.99
MW-08	49.33	9/28/1994	7.72			41.65
MW-08	49.33	10/13/1994	8.43			40.94
MW-08	49.33	1/24/1995	4.15			45.22
MW-08	49.33	4/11/1995	4.02			45.35
MW-08	49.33	7/11/1995	5.95			43.42
MW-08	49.33	1/23/1996	7.20			42.17
MW-08	49.33	7/19/1996	9.06			40.31
MW-08	49.33	9/17/1996	9.51			39.86
MW-08	49.33	10/31/1996	7.99			41.38
MW-08	49.33	11/22/1996	9.98			39.39
MW-08	49.33	12/27/1996	7.24			42.13
MW-08	49.33	1/22/1997	5.25			44.12
MW-08	49.33	2/21/1997	4.21			45.16
MW-08	49.33	3/25/1997	4.48			44.89
MW-08	49.33	4/23/1997	5.61			43.76
MW-08	49.33	4/24/1997	5.76			43.61
MW-08	49.33	5/13/1997	4.45			44.92
MW-08	49.33	6/20/1997	6.09			43.28
MW-08	49.33	6/25/1997	4.56			44.81
MW-08	49.33	7/1/1997	5.06			44.31
MW-08	49.33	7/24/1997	7.97			41.4
MW-08	49.33	8/16/1997	8.05			41.32
MW-08	49.33	8/22/1997	9.73			39.64
MW-08	49.33	9/25/1997	7.57			41.8
MW-08	49.33	10/22/1997	6.43			42.94
MW-08	49.33	11/25/1997	6.48			42.89
MW-08	49.33	12/19/1997	5.22			44.15
MW-08	49.33	1/20/1998	4.70			44.67
MW-08	49.33	3/4/1998	4.38			44.99
MW-08	49.33	3/18/1998	4.18			45.19
MW-08	49.33	4/24/1998	8.00			41.37
MW-08	49.33	5/21/1998	8.45			40.92
MW-08	49.33	7/30/1998	9.33			40.04
MW-08	49.33	8/25/1998	8.46			40.91
MW-08	49.33	9/21/1998	6.31			43.06
MW-08	49.33	10/26/1998	7.66			41.71
MW-08	49.33	11/23/1998	5.96			43.41
MW-08	49.33	1/29/1999	4.80			44.57
MW-08	49.33	2/26/1999	4.89			44.48
MW-08	49.33	3/16/1999	5.45			43.92
MW-08	49.33	4/29/1999	5.66			43.71
MW-08	49.33	6/1/1999	5.66			43.71
MW-08	49.33	7/30/1999	7.20			42.17
MW-08	49.33	8/27/1999	5.85			43.52
MW-08	49.33	9/27/1999	10.78			38.59
MW-08	49.33	10/29/1999	11.76			37.61
MW-08	49.33	12/29/1999	11.03			38.34
MW-08	49.33	2/4/2000	14.66			34.71
MW-08	49.33	2/25/2000	10.33			39.04
MW-08	49.33	3/27/2000	8.75			40.62
MW-08	49.33	4/7/2000	8.37			41
MW-08	49.33	5/31/2000	8.40			40.97
MW-08	49.33	6/1/2000	8.36			41.01
MW-08	49.33	7/28/2000	8.40			40.97
MW-08	49.33	8/30/2000	11.29			38.08
MW-08	49.33	9/19/2000	12.82			36.55
MW-08	49.33	10/27/2000	12.63			36.74
MW-08	49.33	11/21/2000	9.64			39.73
MW-08	49.33	5/1/2001	7.83			41.54
MW-08	49.33	10/1/2001	8.05			41.32
MW-08	49.33	3/11/2002	4.75			44.62
MW-08	49.33	9/23/2002	4.69			44.68
MW-08	49.33	3/10/2003	3.84			45.49
MW-08	49.33	9/23/2003	4.73			44.6
MW-08	49.33	3/15/2004	4.31			45.02
MW-08	49.33	9/13/2004	9.31			40.02
MW-08	49.33	7/18/2005	5.32			44.01
MW-08	49.33	1/4/2006	10.63			38.7
MW-08	49.33	7/27/2006	4.79			44.54
MW-08	49.33	1/22/2007	3.81			45.52
MW-08	49.33	3/7/2007	3.96			45.37
MW-08	49.33	7/27/2007	5.06			44.27
MW-08	49.33	1/29/2008	3.71			45.62
MW-08	49.33	7/16/2008	8.32			41.01
MW-08	49.33	1/22/2009	7.71			41.62
MW-08	49.33	7/24/2009	NM			

Table 1
GROUNDWATER MEASUREMENTS
Houston, TX - Wood Preserving Works

Well ID	TOC Elevation (ft)	Date	Depth to Water (ft)	Depth to DNAPL (ft BTOC)	DNAPL Thickness (ft)	GW Elevation (ft)
MW-08	49.33	1/8/2010	4.17			45.16
MW-08	49.33	7/12/2010	4.96			44.37
MW-08	49.33	1/12/2011	5.32			44.01
MW-08	49.33	7/12/2011	11.24			38.09
MW-08	49.33	1/27/2012	4.68			44.65
MW-08	49.33	7/10/2013	11.07			38.26
MW-08	49.33	1/8/2014	6.87			42.46
MW-08	49.33	7/3/2014	8.16			41.17
MW-08	49.33	1/7/2015	3.82			45.51
MW-08	49.33	8/10/2015	5.06			44.27
MW-08	49.33	1/12/2016	3.87			45.46
MW-08	49.33	7/7/2016	6.44			42.89
MW-08	49.33	1/12/2017	5.82			43.51
MW-08	49.33	7/12/2017	7.92			41.41
MW-08	49.33	1/3/2018	8.02			41.31
MW-08	49.33	7/19/2018	7.22			42.11
MW-08	49.33	1/3/2019	7.52			41.81
MW-08	49.33	7/1/2019	3.98			45.35
MW-08	49.33	1/13/2020	4.45			44.88
MW-08	49.33	7/8/2020	6.59			42.74
MW-08	49.30	1/6/2021	4.09			45.21
MW-08	49.30	7/6/2021	3.52			45.78
MW-09	49.26	9/2/1993	7.43			41.86
MW-09	49.26	12/21/1993	4.89			44.4
MW-09	49.26	3/24/1994	4.92			44.37
MW-09	49.26	6/22/1994	5.51			43.78
MW-09	49.26	9/28/1994	6.90			42.39
MW-09	49.26	10/13/1994	7.66			41.63
MW-09	49.26	1/24/1995	4.10			45.19
MW-09	49.26	4/11/1995	3.74			45.55
MW-09	49.26	7/11/1995	5.08			44.21
MW-09	49.26	1/23/1996	7.09			42.2
MW-09	49.26	7/19/1996	8.27			41.02
MW-09	49.26	9/17/1996	8.58			40.71
MW-09	49.26	10/31/1996	7.27			42.02
MW-09	49.26	11/22/1996	9.17			40.12
MW-09	49.26	12/27/1996	7.05			42.24
MW-09	49.26	1/22/1997	5.42			43.87
MW-09	49.26	2/21/1997	4.09			45.2
MW-09	49.26	3/25/1997	4.17			45.12
MW-09	49.26	4/23/1997	5.05			44.24
MW-09	49.26	4/24/1997	5.21			44.08
MW-09	49.26	5/13/1997	4.16			45.13
MW-09	49.26	6/20/1997	5.32			43.97
MW-09	49.26	6/25/1997	3.80			45.49
MW-09	49.26	7/1/1997	4.57			44.72
MW-09	49.26	7/24/1997	7.03			42.26
MW-09	49.26	8/16/1997	8.26			41.03
MW-09	49.26	8/22/1997	8.67			40.62
MW-09	49.26	9/25/1997	6.99			42.3
MW-09	49.26	10/22/1997	6.10			43.19
MW-09	49.26	11/25/1997	6.12			43.17
MW-09	49.26	12/19/1997	5.62			43.67
MW-09	49.26	1/20/1998	4.60			44.69
MW-09	49.26	3/4/1998	4.15			45.14
MW-09	49.26	3/18/1998	4.02			45.27
MW-09	49.26	4/24/1998	7.32			41.97
MW-09	49.26	5/21/1998	8.10			41.19
MW-09	49.26	7/30/1998	9.12			40.17
MW-09	49.26	8/25/1998	8.41			40.88
MW-09	49.26	9/21/1998	6.11			43.18
MW-09	49.26	10/26/1998	7.61			41.68
MW-09	49.26	11/23/1998	5.43			43.86
MW-09	49.26	1/29/1999	4.60			44.69
MW-09	49.26	2/26/1999	4.68			44.61
MW-09	49.26	3/16/1999	5.46			43.83
MW-09	49.26	4/29/1999	5.66			43.63
MW-09	49.26	6/1/1999	5.66			43.63
MW-09	49.26	7/30/1999	7.11			42.18
MW-09	49.26	8/27/1999	5.86			43.43
MW-09	49.26	9/27/1999	9.81			39.48
MW-09	49.26	10/29/1999	10.63			38.66
MW-09	49.26	12/29/1999	9.99			39.3
MW-09	49.26	2/4/2000	12.44			36.85
MW-09	49.26	2/25/2000	8.88			40.41
MW-09	49.26	3/27/2000	8.22			41.07
MW-09	49.26	4/7/2000	8.10			41.19
MW-09	49.26	5/31/2000	8.15			41.14

Table 1
GROUNDWATER MEASUREMENTS
Houston, TX - Wood Preserving Works

Well ID	TOC Elevation (ft)	Date	Depth to Water (ft)	Depth to DNAPL (ft BTOC)	DNAPL Thickness (ft)	GW Elevation (ft)
MW-09	49.26	6/1/2000	8.00			41.29
MW-09	49.26	7/28/2000	8.11			41.18
MW-09	49.26	8/30/2000	11.10			38.19
MW-09	49.26	9/19/2000	11.91			37.38
MW-09	49.26	10/27/2000	9.84			39.45
MW-09	49.26	11/21/2000	8.89			40.4
MW-09	49.26	5/1/2001	7.16			42.13
MW-09	49.26	10/1/2001	7.39			41.9
MW-09	49.26	3/11/2002	4.61			44.68
MW-09	49.26	9/23/2002	4.45			44.84
MW-09	49.26	3/10/2003	3.59			45.67
MW-09	49.26	9/23/2003	4.31			44.95
MW-09	49.26	3/15/2004	4.18			45.08
MW-09	49.26	9/13/2004	8.39			40.87
MW-09	49.26	7/18/2005	5.53			43.73
MW-09	49.26	1/4/2006	9.46			39.8
MW-09	49.26	7/27/2006	4.85			44.41
MW-09	49.26	3/7/2007	5.58			43.68
MW-09	49.26	7/27/2007	3.78			45.48
MW-09	49.26	1/29/2008	3.52			45.74
MW-09	49.26	7/15/2008	7.04			42.22
MW-09	49.26	2/4/2009	8.01			41.25
MW-09	49.26	7/24/2009	8.34			40.92
MW-09	49.26	1/8/2010	5.89			43.37
MW-09	49.26	7/12/2010	4.32			44.94
MW-09	49.26	1/12/2011	4.61			44.65
MW-09	49.26	7/12/2011	10.71			38.55
MW-09	49.26	1/26/2012	4.73			44.53
MW-09	49.26	7/9/2012	4.23			45.03
MW-09	49.26	1/7/2013	6.73			42.53
MW-09	49.26	7/22/2013	9.16			40.1
MW-09	49.26	1/7/2014	8.72			40.54
MW-09	49.26	7/16/2014	8.17			41.09
MW-09	49.26	1/5/2015	8.01			41.25
MW-09	49.26	8/10/2015	6.17			43.09
MW-09	49.26	1/13/2016	5.81			43.45
MW-09	49.26	7/6/2016	6.14			43.12
MW-09	49.26	1/12/2017	6.71			42.55
MW-09	49.26	7/6/2017	7.09			42.17
MW-09	49.26	9/5/2017	7.06			42.20
MW-09	49.26	2/11/2018	5.16			44.10
MW-09	49.26	3/11/2018	6.01			43.25
MW-09	49.26	5/14/2018	6.21			43.05
MW-09	49.26	7/2/2018	6.67			42.59
MW-09	49.26	1/3/2019	5.61			43.65
MW-09	49.26	7/9/2019	6.21			43.05
MW-09	49.26	1/7/2020	4.11			45.15
MW-09	49.26	7/8/2020	6.01			43.25
MW-09	49.26	1/6/2021	3.98			45.28
MW-09	49.26	7/13/2021	2.89			46.37
MW-09	49.26	1/4/2022	5.06			44.2
MW-10A	49.86	9/28/1994	8.69			41.21
MW-10A	49.86	10/13/1994	9.36			40.54
MW-10A	49.86	1/24/1995	4.62			45.28
MW-10A	49.86	4/11/1995	4.60			45.3
MW-10A	49.86	7/11/1995	7.00			42.9
MW-10A	49.86	1/23/1996	7.74			42.16
MW-10A	49.86	7/19/1996	9.98			39.92
MW-10A	49.86	9/17/1996	10.54			39.36
MW-10A	49.86	10/31/1996	7.94			41.96
MW-10A	49.86	11/22/1996	10.82			39.08
MW-10A	49.86	12/27/1996	7.81			42.09
MW-10A	49.86	1/22/1997	5.45			44.45
MW-10A	49.86	2/21/1997	4.63			45.27
MW-10A	49.86	3/25/1997	5.01			44.89
MW-10A	49.86	4/23/1997	6.39			43.51
MW-10A	49.86	4/24/1997	6.58			43.32
MW-10A	49.86	5/13/1997	4.93			44.97
MW-10A	49.86	6/20/1997	7.08			42.82
MW-10A	49.86	6/25/1997	4.58			45.32
MW-10A	49.86	7/1/1997	6.13			43.77
MW-10A	49.86	7/24/1997	9.11			40.79
MW-10A	49.86	8/16/1997	10.10			39.8
MW-10A	49.86	8/22/1997	10.81			39.09
MW-10A	49.86	9/25/1997	8.47			41.43
MW-10A	49.86	10/22/1997	7.02			42.88
MW-10A	49.86	11/25/1997	7.05			42.85
MW-10A	49.86	12/19/1997	6.89			43.01

Table 1
GROUNDWATER MEASUREMENTS
Houston, TX - Wood Preserving Works

Well ID	TOC Elevation (ft)	Date	Depth to Water (ft)	Depth to DNAPL (ft BTOC)	DNAPL Thickness (ft)	GW Elevation (ft)
MW-10A	49.86	1/20/1998	5.10			44.8
MW-10A	49.86	3/3/1998	4.87			45.03
MW-10A	49.86	3/18/1998	4.65			45.25
MW-10A	49.86	4/24/1998	8.84			41.06
MW-10A	49.86	5/21/1998	9.10			40.8
MW-10A	49.86	7/30/1998	10.23			39.67
MW-10A	49.86	8/25/1998	9.11			40.79
MW-10A	49.86	9/21/1998	6.82			43.08
MW-10A	49.86	10/26/1998	8.19			41.71
MW-10A	49.86	11/23/1998	6.12			43.78
MW-10A	49.86	1/29/1999	5.61			44.29
MW-10A	49.86	2/26/1999	5.69			44.21
MW-10A	49.86	3/16/1999	5.91			43.99
MW-10A	49.86	4/29/1999	6.11			43.79
MW-10A	49.86	6/1/1999	6.10			43.8
MW-10A	49.86	7/30/1999	7.70			42.2
MW-10A	49.86	8/27/1999	6.31			43.59
MW-10A	49.86	9/27/1999	11.73			38.17
MW-10A	49.86	10/29/1999	12.69			37.21
MW-10A	49.86	12/29/1999	12.00			37.9
MW-10A	49.86	2/4/2000	14.30			35.6
MW-10A	49.86	2/25/2000	11.44			38.46
MW-10A	49.86	3/27/2000	9.57			40.33
MW-10A	49.86	4/7/2000	9.27			40.63
MW-10A	49.86	5/31/2000	9.31			40.59
MW-10A	49.86	6/1/2000	9.10			40.8
MW-10A	49.86	7/28/2000	9.30			40.6
MW-10A	49.86	8/30/2000	12.09			37.81
MW-10A	49.86	9/19/2000	13.70			36.2
MW-10A	49.86	10/27/2000	10.69			39.21
MW-10A	49.86	11/21/2000	10.49			39.41
MW-10A	49.86	5/1/2001	8.64			41.26
MW-10A	49.86	10/1/2001	8.93			40.97
MW-10A	49.86	3/11/2002	5.30			44.6
MW-10A	49.86	9/23/2002	5.19			44.71
MW-10A	49.86	3/10/2003	4.43			45.43
MW-10A	49.86	9/23/2003	5.31			44.55
MW-10A	49.86	3/15/2004	4.69			45.17
MW-10A	49.86	9/13/2004	10.30			39.56
MW-10A	49.86	7/18/2005	5.57			44.29
MW-10A	49.86	1/4/2006	9.68			40.18
MW-10A	49.86	7/27/2006	5.01			44.85
MW-10A	49.86	1/23/2007	4.29			45.57
MW-10A	49.86	3/7/2007	4.13			45.73
MW-10A	49.86	7/27/2007	6.03			43.83
MW-10A	49.86	1/28/2008	4.22			45.64
MW-10A	49.86	7/16/2008	9.31			40.55
MW-10A	49.86	1/22/2009	8.27			41.59
MW-10A	49.86	7/24/2009	NM			
MW-10A	49.86	1/8/2010	4.64			45.22
MW-10A	49.86	7/12/2010	5.23			44.63
MW-10A	49.82	1/12/2011	5.72			44.10
MW-10A	49.82	7/12/2011	12.07			37.75
MW-10A	49.82	7/13/2011	11.96			37.86
MW-10A	49.82	1/27/2012	4.88			44.94
MW-10A	49.82	7/10/2013	12.07			37.75
MW-10A	49.82	1/8/2014	7.33			42.49
MW-10A	49.82	7/2/2014	8.92			40.90
MW-10A	49.82	1/7/2015	4.26			45.56
MW-10A	49.82	8/10/2015	6.02			43.80
MW-10A	49.83	1/12/2016	4.41			45.42
MW-10A	49.83	7/7/2016	7.36			42.47
MW-10A	49.83	1/12/2017	6.69			43.14
MW-10A	49.83	7/12/2017	8.23			41.60
MW-10A	49.83	1/3/2018	8.63			41.20
MW-10A	49.83	7/18/2018	7.97			41.86
MW-10A	49.83	1/3/2019	8.09			41.74
MW-10A	49.83	7/1/2019	4.69			45.14
MW-10A	49.83	1/14/2020	4.68			45.15
MW-10A	49.83	7/8/2020	7.46			42.37
MW-10A	49.91	1/6/2021	4.62			45.29
MW-10A	49.91	7/6/2021	3.96			45.95
MW-10B	49.94	9/28/1994	8.77			41.2
MW-10B	49.94	10/13/1994	9.45			40.52
MW-10B	49.94	1/24/1995	4.72			45.25
MW-10B	49.94	4/11/1995	4.72			45.25
MW-10B	49.94	7/11/1995	7.13			42.84
MW-10B	49.94	1/23/1996	7.84			42.13

Table 1
GROUNDWATER MEASUREMENTS
Houston, TX - Wood Preserving Works

Well ID	TOC Elevation (ft)	Date	Depth to Water (ft)	Depth to DNAPL (ft BTOC)	DNAPL Thickness (ft)	GW Elevation (ft)
MW-10B	49.94	7/19/1996	10.27			39.7
MW-10B	49.94	9/17/1996	10.64			39.33
MW-10B	49.94	10/31/1996	8.01			41.96
MW-10B	49.94	11/22/1996	10.93			39.04
MW-10B	49.94	12/27/1996	7.99			41.98
MW-10B	49.94	1/22/1997	5.72			44.25
MW-10B	49.94	2/21/1997	4.78			45.19
MW-10B	49.94	3/25/1997	5.13			44.84
MW-10B	49.94	4/23/1997	6.52			43.45
MW-10B	49.94	4/24/1997	6.71			43.26
MW-10B	49.94	5/13/1997	5.09			44.88
MW-10B	49.94	6/20/1997	7.21			42.76
MW-10B	49.94	6/25/1997	4.71			45.26
MW-10B	49.94	7/1/1997	6.27			43.7
MW-10B	49.94	7/24/1997	9.15			40.82
MW-10B	49.94	8/16/1997	10.19			39.78
MW-10B	49.94	8/22/1997	10.92			39.05
MW-10B	49.94	9/25/1997	8.69			41.28
MW-10B	49.94	10/22/1997	7.18			42.79
MW-10B	49.94	11/25/1997	7.21			42.76
MW-10B	49.94	12/19/1997	6.56			43.41
MW-10B	49.94	1/20/1998	5.25			44.72
MW-10B	49.94	3/3/1998	5.00			44.97
MW-10B	49.94	3/18/1998	4.79			45.18
MW-10B	49.94	4/24/1998	8.95			41.02
MW-10B	49.94	5/21/1998	9.30			40.67
MW-10B	49.94	7/30/1998	10.30			39.67
MW-10B	49.94	8/25/1998	9.20			40.77
MW-10B	49.94	9/21/1998	7.06			42.91
MW-10B	49.94	10/26/1998	8.31			41.66
MW-10B	49.94	11/23/1998	6.25			43.72
MW-10B	49.94	1/29/1999	5.71			44.26
MW-10B	49.94	2/26/1999	5.76			44.21
MW-10B	49.94	3/16/1999	6.05			43.92
MW-10B	49.94	4/29/1999	6.10			43.87
MW-10B	49.94	6/1/1999	6.10			43.87
MW-10B	49.94	7/30/1999	7.61			42.36
MW-10B	49.94	8/27/1999	6.33			43.64
MW-10B	49.94	9/27/1999	11.90			38.07
MW-10B	49.94	10/29/1999	12.60			37.37
MW-10B	49.94	12/29/1999	12.10			37.87
MW-10B	49.94	2/4/2000	14.29			35.68
MW-10B	49.94	2/25/2000	11.15			38.82
MW-10B	49.94	3/27/2000	9.67			40.3
MW-10B	49.94	4/7/2000	9.32			40.65
MW-10B	49.94	5/31/2000	9.38			40.59
MW-10B	49.94	6/1/2000	9.21			40.76
MW-10B	49.94	7/28/2000	9.33			40.64
MW-10B	49.94	8/30/2000	12.11			37.86
MW-10B	49.94	9/19/2000	13.77			36.2
MW-10B	49.94	10/27/2000	10.63			39.34
MW-10B	49.94	11/21/2000	10.64			39.33
MW-10B	49.94	5/1/2001	8.75			41.22
MW-10B	49.94	10/1/2001	9.12			40.85
MW-10B	49.94	3/11/2002	5.47			44.5
MW-10B	49.94	9/23/2002	5.40			44.57
MW-10B	49.94	3/10/2003	4.59			45.35
MW-10B	49.94	9/23/2003	5.58			44.36
MW-10B	49.94	3/15/2004	5.78			44.16
MW-10B	49.94	9/13/2004	10.41			39.53
MW-10B	49.94	7/18/2005	5.97			43.97
MW-10B	49.94	1/4/2006	10.75			39.19
MW-10B	49.94	7/27/2006	5.73			44.21
MW-10B	49.94	1/23/2007	4.45			45.49
MW-10B	49.94	3/7/2007	4.61			45.33
MW-10B	49.94	7/27/2007	6.15			43.79
MW-10B	49.94	1/28/2008	4.44			45.5
MW-10B	49.94	7/16/2008	9.42			40.52
MW-10B	49.94	1/22/2009	8.39			41.55
MW-10B	49.94	7/24/2009	NM			
MW-10B	49.94	1/8/2010	4.91			45.03
MW-10B	49.94	7/12/2010	5.33			44.61
MW-10B	49.95	1/12/2011	5.96			43.99
MW-10B	49.95	7/13/2011	12.07			37.88
MW-10B	49.95	1/27/2012	5.02			44.93
MW-10B	49.95	7/10/2013	12.18			37.77
MW-10B	49.95	1/8/2014	7.46			42.49

Table 1
GROUNDWATER MEASUREMENTS
Houston, TX - Wood Preserving Works

Well ID	TOC Elevation (ft)	Date	Depth to Water (ft)	Depth to DNAPL (ft BTOC)	DNAPL Thickness (ft)	GW Elevation (ft)
MW-10B	49.95	7/2/2014	8.96			40.99
MW-10B	49.95	1/7/2015	4.46			45.49
MW-10B	49.95	8/10/2015	6.14			43.81
MW-10B	49.96	1/12/2016	4.64			45.32
MW-10B	49.96	7/7/2016	7.62			42.34
MW-10B	49.96	1/12/2017	6.57			43.39
MW-10B	49.96	7/12/2017	8.33			41.63
MW-10B	49.96	1/3/2018	8.71			41.25
MW-10B	49.96	7/18/2018	8.04			41.92
MW-10B	49.96	1/3/2019	8.16			41.80
MW-10B	49.96	7/1/2019	4.82			45.14
MW-10B	49.96	1/14/2020	4.92			45.04
MW-10B	49.96	7/8/2020	7.58			42.38
MW-10B	49.85	1/6/2021	4.77			45.08
MW-10B	49.85	7/6/2021	4.11			45.74
MW-11A	50.05	9/28/1994	8.66			41.38
MW-11A	50.05	10/13/1994	9.35			40.69
MW-11A	50.05	1/24/1995	4.88			45.16
MW-11A	50.05	4/11/1995	4.81			45.23
MW-11A	50.05	7/11/1995	6.67			43.37
MW-11A	50.05	1/23/1996	8.01			42.03
MW-11A	50.05	7/19/1996	10.09			39.95
MW-11A	50.05	9/17/1996	10.56			39.48
MW-11A	50.05	10/31/1996	8.16			41.88
MW-11A	50.05	11/22/1996	10.98			39.06
MW-11A	50.05	12/27/1996	8.21			41.83
MW-11A	50.05	1/22/1997	6.06			43.98
MW-11A	50.05	2/21/1997	4.98			45.06
MW-11A	50.05	3/25/1997	5.32			44.72
MW-11A	50.05	4/23/1997	6.59			43.45
MW-11A	50.05	4/24/1997	6.77			43.27
MW-11A	50.05	5/13/1997	5.31			44.73
MW-11A	50.05	6/20/1997	7.15			42.89
MW-11A	50.05	6/25/1997	4.88			45.16
MW-11A	50.05	7/1/1997	6.29			43.75
MW-11A	50.05	7/24/1997	9.12			40.92
MW-11A	50.05	8/16/1997	10.11			39.93
MW-11A	50.05	8/22/1997	10.82			39.22
MW-11A	50.05	9/25/1997	8.70			41.34
MW-11A	50.05	10/22/1997	7.40			42.64
MW-11A	50.05	11/25/1997	7.41			42.63
MW-11A	50.05	12/19/1997	6.10			43.94
MW-11A	50.05	1/20/1998	5.49			44.55
MW-11A	50.05	3/3/1998	5.16			44.88
MW-11A	50.05	3/18/1998	4.96			45.08
MW-11A	50.05	4/24/1998	8.98			41.06
MW-11A	50.05	5/21/1998	9.40			40.64
MW-11A	50.05	7/30/1998	10.56			39.48
MW-11A	50.05	8/25/1998	9.32			40.72
MW-11A	50.05	9/21/1998	7.28			42.76
MW-11A	50.05	10/26/1998	8.43			41.61
MW-11A	50.05	11/23/1998	6.41			43.63
MW-11A	50.05	1/29/1999	5.31			44.73
MW-11A	50.05	2/26/1999	5.39			44.65
MW-11A	50.05	3/16/1999	6.32			43.72
MW-11A	50.05	4/29/1999	6.51			43.53
MW-11A	50.05	6/1/1999	6.57			43.47
MW-11A	50.05	7/30/1999	8.00			42.04
MW-11A	50.05	8/27/1999	6.79			43.25
MW-11A	50.05	9/27/1999	11.73			38.31
MW-11A	50.05	10/29/1999	12.81			37.23
MW-11A	50.05	12/29/1999	12.11			37.93
MW-11A	50.05	2/4/2000	14.33			35.71
MW-11A	50.05	2/25/2000	11.10			38.94
MW-11A	50.05	3/27/2000	9.66			40.38
MW-11A	50.05	4/7/2000	9.40			40.64
MW-11A	50.05	5/31/2000	9.50			40.54
MW-11A	50.05	6/1/2000	9.30			40.74
MW-11A	50.05	7/28/2000	9.47			40.57
MW-11A	50.05	8/30/2000	12.44			37.6
MW-11A	50.05	9/19/2000	13.74			36.3
MW-11A	50.05	10/27/2000	11.01			39.03
MW-11A	50.05	11/21/2000	10.69			39.35
MW-11A	50.05	5/1/2001	8.78			41.26
MW-11A	50.05	10/1/2001	9.12			40.93
MW-11A	50.05	3/11/2002	5.59			44.45
MW-11A	50.05	9/23/2002	5.60			44.44
MW-11A	50.05	3/10/2003	4.66			45.39

Table 1
GROUNDWATER MEASUREMENTS
Houston, TX - Wood Preserving Works

Well ID	TOC Elevation (ft)	Date	Depth to Water (ft)	Depth to DNAPL (ft BTOC)	DNAPL Thickness (ft)	GW Elevation (ft)
MW-11A	50.05	9/23/2003	5.73			44.32
MW-11A	50.05	3/15/2004	4.99			45.06
MW-11A	50.05	9/13/2004	10.28			39.77
MW-11A	50.05	7/18/2005	6.66			43.39
MW-11A	50.05	1/5/2006	10.85			39.2
MW-11A	50.05	7/27/2006	5.02			45.03
MW-11A	50.05	1/23/2007	4.54			45.51
MW-11A	50.05	3/7/2007	4.26			45.79
MW-11A	50.05	7/27/2007	6.09			43.96
MW-11A	50.05	1/28/2008	4.46			45.59
MW-11A	50.05	7/16/2008	9.25			40.8
MW-11A	50.05	1/22/2009	8.57			41.48
MW-11A	50.05	7/24/2009	NM			
MW-11A	50.05	1/8/2010	4.97			45.08
MW-11A	50.05	7/12/2010	5.51			44.54
MW-11A	50.07	1/12/2011	6.21			43.86
MW-11A	50.07	7/12/2011	12.02			38.05
MW-11A	50.07	1/27/2012	5.31			44.76
MW-11A	50.07	7/10/2013	12.01			38.06
MW-11A	50.07	1/8/2014	7.46			42.61
MW-11A	50.07	7/2/2014	9.02			41.05
MW-11A	50.07	1/7/2015	4.58			45.49
MW-11A	50.07	8/10/2015	6.11			43.96
MW-11A	50.16	1/12/2016	4.71			45.45
MW-11A	50.16	7/7/2016	7.61			42.55
MW-11A	50.16	1/12/2017	8.47			41.69
MW-11A	50.16	7/12/2017	8.46			41.70
MW-11A	50.16	1/3/2018	8.94			41.22
MW-11A	50.16	7/18/2018	8.09			42.07
MW-11A	50.16	1/3/2019	8.48			41.68
MW-11A	50.16	7/1/2019	5.06			45.10
MW-11A	50.16	1/14/2020	5.11			45.05
MW-11A	50.16	7/8/2020	7.67			42.49
MW-11A	50.21	1/6/2021	4.97			45.24
MW-11A	50.21	7/6/2021	4.22			45.99
MW-11B	50.18	9/28/1994	8.92			41.27
MW-11B	50.18	10/13/1994	9.59			40.6
MW-11B	50.18	1/24/1995	5.04			45.15
MW-11B	50.18	4/11/1995	5.01			45.18
MW-11B	50.18	7/11/1995	7.23			42.96
MW-11B	50.18	1/23/1996	8.20			41.99
MW-11B	50.18	7/19/1996	8.92			41.27
MW-11B	50.18	9/17/1996	10.83			39.36
MW-11B	50.18	10/31/1996	9.34			40.85
MW-11B	50.18	11/22/1996	11.23			38.96
MW-11B	50.18	12/27/1996	8.45			41.74
MW-11B	50.18	1/22/1997	6.28			43.91
MW-11B	50.18	2/21/1997	5.16			45.03
MW-11B	50.18	3/25/1997	5.51			44.68
MW-11B	50.18	4/23/1997	6.81			43.38
MW-11B	50.18	4/24/1997	6.99			43.2
MW-11B	50.18	5/13/1997	5.46			44.73
MW-11B	50.18	6/20/1997	7.40			42.79
MW-11B	50.18	6/25/1997	5.06			45.13
MW-11B	50.18	7/1/1997	6.52			43.67
MW-11B	50.18	7/24/1997	9.36			40.83
MW-11B	50.18	8/16/1997	10.36			39.83
MW-11B	50.18	8/22/1997	11.11			39.08
MW-11B	50.18	9/25/1997	8.96			41.23
MW-11B	50.18	10/22/1997	7.61			42.58
MW-11B	50.18	11/25/1997	7.63			42.56
MW-11B	50.18	12/19/1997	7.11			43.08
MW-11B	50.18	1/20/1998	5.70			44.49
MW-11B	50.18	3/3/1998	5.35			44.84
MW-11B	50.18	3/18/1998	5.14			45.05
MW-11B	50.18	4/24/1998	9.19			41
MW-11B	50.18	5/21/1998	9.61			40.58
MW-11B	50.18	7/30/1998	10.72			39.47
MW-11B	50.18	8/25/1998	9.48			40.71
MW-11B	50.18	9/21/1998	7.49			42.7
MW-11B	50.18	10/26/1998	8.57			41.62
MW-11B	50.18	11/23/1998	6.32			43.87
MW-11B	50.18	2/26/1999	5.32			44.87
MW-11B	50.18	3/16/1999	6.49			43.7
MW-11B	50.18	4/29/1999	6.66			43.53
MW-11B	50.18	6/1/1999	6.66			43.53
MW-11B	50.18	7/30/1999	8.12			42.07
MW-11B	50.18	8/27/1999	6.88			43.31

Table 1
GROUNDWATER MEASUREMENTS
Houston, TX - Wood Preserving Works

Well ID	TOC Elevation (ft)	Date	Depth to Water (ft)	Depth to DNAPL (ft BTOC)	DNAPL Thickness (ft)	GW Elevation (ft)
MW-11B	50.18	9/27/1999	12.04			38.15
MW-11B	50.18	10/29/1999	13.00			37.19
MW-11B	50.18	12/29/1999	12.33			37.86
MW-11B	50.18	2/4/2000	15.61			34.58
MW-11B	50.18	2/25/2000	11.49			38.7
MW-11B	50.18	3/27/2000	9.93			40.26
MW-11B	50.18	4/7/2000	9.54			40.65
MW-11B	50.18	5/31/2000	9.61			40.58
MW-11B	50.18	6/1/2000	9.51			40.68
MW-11B	50.18	7/28/2000	9.60			40.59
MW-11B	50.18	8/30/2000	12.76			37.43
MW-11B	50.18	9/19/2000	13.97			36.22
MW-11B	50.18	10/27/2000	11.23			38.96
MW-11B	50.18	11/21/2000	10.88			39.31
MW-11B	50.18	5/1/2001	5.97			44.22
MW-11B	50.18	10/1/2001	9.33			40.86
MW-11B	50.18	3/11/2002	5.80			44.39
MW-11B	50.18	9/23/2002	5.79			44.4
MW-11B	50.18	3/10/2003	4.85			45.33
MW-11B	50.18	9/23/2003	5.95			44.23
MW-11B	50.18	3/15/2004	5.16			45.02
MW-11B	50.18	9/13/2004	10.53			39.65
MW-11B	50.18	7/18/2005	5.45			44.73
MW-11B	50.18	1/4/2006	11.01			39.17
MW-11B	50.18	7/27/2006	5.26			44.92
MW-11B	50.18	1/23/2007	4.13			46.05
MW-11B	50.18	3/7/2007	4.42			45.76
MW-11B	50.18	7/27/2007	6.29			43.89
MW-11B	50.18	1/28/2008	4.69			45.49
MW-11B	50.18	7/16/2008	9.49			40.69
MW-11B	50.18	1/22/2009	8.72			41.46
MW-11B	50.18	7/24/2009	NM			
MW-11B	50.18	1/8/2010	5.15			45.03
MW-11B	50.18	7/12/2010	5.67			44.51
MW-11B	50.23	1/12/2011	6.37			43.86
MW-11B	50.23	7/12/2011	12.23			38.00
MW-11B	50.23	1/27/2012	5.38			44.85
MW-11B	50.23	7/10/2013	12.22			38.01
MW-11B	50.23	1/8/2014	7.82			42.41
MW-11B	50.23	7/2/2014	9.14			41.09
MW-11B	50.23	1/7/2015	4.79			45.44
MW-11B	50.23	8/10/2015	6.27			43.96
MW-11B	50.24	1/12/2016	4.99			45.25
MW-11B	50.24	7/7/2016	7.59			42.65
MW-11B	50.24	1/12/2017	8.54			41.70
MW-11B	50.24	7/12/2017	8.49			41.75
MW-11B	50.24	1/3/2018	9.04			41.20
MW-11B	50.24	7/18/2018	8.24			42.00
MW-11B	50.24	1/3/2019	8.57			41.67
MW-11B	50.24	7/1/2019	5.21			45.03
MW-11B	50.24	1/14/2020	5.3			44.94
MW-11B	50.24	7/8/2020	7.81			42.43
MW-11B	50.09	1/6/2021	5.21			44.88
MW-11B	50.09	7/6/2021	4.31			45.78
MW-11B	50.09	8/4/2021	7.94			42.15
MW-12A	49.96	3/25/1997	5.52			44.44
MW-12A	49.96	4/23/1997	6.51			43.45
MW-12A	49.96	4/24/1997	6.66			43.3
MW-12A	49.96	5/13/1997	5.47			44.49
MW-12A	49.96	6/20/1997	6.81			43.15
MW-12A	49.96	9/25/1997	8.08			41.88
MW-12A	49.96	10/22/1997	7.10			42.86
MW-12A	49.96	11/25/1997	7.12			42.84
MW-12A	49.96	12/19/1997	6.96			43
MW-12A	49.96	1/20/1998	5.69			44.27
MW-12A	49.96	3/4/1998	4.52			45.44
MW-12A	49.96	3/18/1998	5.28			44.68
MW-12A	49.96	4/24/1998	8.70			41.26
MW-12A	49.96	5/21/1998	9.10			40.86
MW-12A	49.96	8/25/1998	10.05			39.91
MW-12A	49.96	9/21/1998	7.11			42.85
MW-12A	49.96	10/26/1998	9.11			40.85
MW-12A	49.96	11/23/1998	6.01			43.95
MW-12A	49.96	1/29/1999	5.44			44.52
MW-12A	49.96	2/26/1999	5.52			44.44
MW-12A	49.96	3/16/1999	6.21			43.75
MW-12A	49.96	4/29/1999	6.38			43.58

Table 1
GROUNDWATER MEASUREMENTS
Houston, TX - Wood Preserving Works

Well ID	TOC Elevation (ft)	Date	Depth to Water (ft)	Depth to DNAPL (ft BTOC)	DNAPL Thickness (ft)	GW Elevation (ft)
MW-12A	49.96	6/1/1999	6.31			43.65
MW-12A	49.96	7/30/1999	7.88			42.08
MW-12A	49.96	8/27/1999	6.56			43.4
MW-12A	49.96	9/27/1999	11.61			38.35
MW-12A	49.96	10/29/1999	12.79			37.17
MW-12A	49.96	11/18/1999	13.18			36.78
MW-12A	49.96	12/29/1999	12.03			37.93
MW-12A	49.96	2/4/2000	15.43			34.53
MW-12A	49.96	2/25/2000	11.34			38.62
MW-12A	49.96	3/27/2000	9.22			40.74
MW-12A	49.96	4/7/2000	8.80			41.16
MW-12A	49.96	5/31/2000	8.84			41.12
MW-12A	49.96	6/1/2000	8.81			41.15
MW-12A	49.96	7/28/2000	8.87			41.09
MW-12A	49.96	8/30/2000	11.76			38.2
MW-12A	49.96	9/19/2000	13.22			36.74
MW-12A	49.96	10/27/2000	10.54			39.42
MW-12A	49.96	11/21/2000	10.16			39.8
MW-12A	49.96	5/1/2001	8.60			41.36
MW-12A	49.96	10/1/2001	8.73			41.23
MW-12A	49.96	3/11/2002	6.01			43.95
MW-12A	49.96	9/23/2002	5.87			44.09
MW-12A	49.96	3/10/2003	5.37			44.59
MW-12A	49.96	9/23/2003	5.96			44
MW-12A	49.96	3/15/2004	5.54			44.42
MW-12A	49.96	9/13/2004	10.30			39.66
MW-12A	49.96	7/18/2005	7.01			42.95
MW-12A	49.96	1/4/2006	10.57			39.39
MW-12A	49.96	7/27/2006	6.60			43.36
MW-12A	49.96	3/7/2007	6.94			43.02
MW-12A	49.96	7/27/2007	5.79			44.17
MW-12A	49.96	1/30/2008	5.29			44.67
MW-12A	49.96	7/15/2008	9.19			40.77
MW-12A	49.96	2/4/2009	8.81			41.15
MW-12A	49.96	7/24/2009	9.13			40.83
MW-12A	49.96	1/8/2010	5.47			44.49
MW-12A	49.96	7/12/2010	9.72			40.24
MW-12A	49.96	1/12/2011	5.59			44.37
MW-12A	49.96	7/12/2011	12.46			37.5
MW-12A	49.96	1/26/2012	5.78			44.18
MW-12A	49.96	7/9/2012	5.96			44
MW-12A	49.96	1/7/2013	9.04			40.92
MW-12A	49.96	7/22/2013	11.64			38.32
MW-12A	49.96	1/7/2014	7.38			42.58
MW-12A	49.96	7/16/2014	9.82			40.14
MW-12A	49.96	1/5/2015	6.46			43.50
MW-12A	49.96	8/10/2015	5.26			44.70
MW-12A	49.96	1/13/2016	4.67			45.29
MW-12A	49.96	7/6/2016	4.96			45.00
MW-12A	49.96	1/12/2017	5.67			44.29
MW-12A	49.96	7/6/2017	6.03			43.93
MW-12A	49.96	9/5/2017	5.86			44.10
MW-12A	49.96	2/11/2018	6.48			43.48
MW-12A	49.96	3/11/2018	7.12			42.84
MW-12A	49.96	5/14/2018	8.92			41.04
MW-12A	49.96	1/3/2019	8.37			41.59
MW-12A	49.96	7/9/2019	8.02			41.94
MW-12A	49.96	1/7/2020	6.04			43.92
MW-12A	49.96	7/8/2020	7.61	BP		42.35
MW-12A	49.96	1/6/2021	5.5			44.46
MW-12A	49.96	7/13/2021	5.19			44.77
MW-12A	49.96	1/4/2022	6.57			43.39
MW-12B	50.02	3/25/1997	5.60			44.42
MW-12B	50.02	4/23/1997	6.64			43.38
MW-12B	50.02	4/24/1997	6.74			43.28
MW-12B	50.02	5/13/1997	5.55			44.47
MW-12B	50.02	6/20/1997	7.01			43.01
MW-12B	50.02	9/25/1997	8.32			41.7
MW-12B	50.02	10/22/1997	7.25			42.77
MW-12B	50.02	11/25/1997	7.29			42.73
MW-12B	50.02	12/19/1997	6.86			43.16
MW-12B	50.02	1/20/1998	5.88			44.14
MW-12B	50.02	3/4/1998	5.64	44.08	1.72	44.38
MW-12B	50.02	3/18/1998	5.38	44.07	1.73	44.64
MW-12B	50.02	4/9/1998	7.87		0.98	42.15
MW-12B	50.02	4/16/1998	8.31		1.35	41.71
MW-12B	50.02	4/24/1998	8.72	43.82	1.98	41.3
MW-12B	50.02	5/8/1998	NM		0.50	

Table 1
GROUNDWATER MEASUREMENTS
Houston, TX - Wood Preserving Works

Well ID	TOC Elevation (ft)	Date	Depth to Water (ft)	Depth to DNAPL (ft BTOC)	DNAPL Thickness (ft)	GW Elevation (ft)
MW-12B	50.02	5/12/1998	NM		0.50	
MW-12B	50.02	5/21/1998	10.48			39.54
MW-12B	50.02	5/25/1998	NM		1.00	
MW-12B	50.02	6/9/1998	NM		1.00	
MW-12B	50.02	6/16/1998	NM		1.20	
MW-12B	50.02	6/26/1998	NM		1.50	
MW-12B	50.02	7/2/1998	NM		1.50	
MW-12B	50.02	7/10/1998	NM		2.00	
MW-12B	50.02	7/14/1998	NM		2.00	
MW-12B	50.02	7/23/1998	NM		2.00	
MW-12B	50.02	8/5/1998	NM		2.00	
MW-12B	50.02	8/13/1998	NM		2.00	
MW-12B	50.02	8/18/1998	NM		2.00	
MW-12B	50.02	8/25/1998	10.22			39.8
MW-12B	50.02	9/15/1998	NM		2.00	
MW-12B	50.02	9/21/1998	7.73			42.29
MW-12B	50.02	9/30/1998	NM		4.00	
MW-12B	50.02	10/8/1998	NM		4.00	
MW-12B	50.02	10/16/1998	NM		4.00	
MW-12B	50.02	10/26/1998	8.88			41.14
MW-12B	50.02	11/6/1998	NM		4.00	
MW-12B	50.02	11/13/1998	NM		1.49	
MW-12B	50.02	11/19/1998	NM		4.00	
MW-12B	50.02	11/23/1998	6.11			43.91
MW-12B	50.02	12/16/1998	NM		4.00	
MW-12B	50.02	1/7/1999	NM		4.00	
MW-12B	50.02	1/15/1999	NM		4.00	
MW-12B	50.02	1/22/1999	NM		4.00	
MW-12B	50.02	1/26/1999	NM		4.00	
MW-12B	50.02	1/29/1999	5.70			44.32
MW-12B	50.02	2/4/1999	NM		4.00	
MW-12B	50.02	2/9/1999	NM		3.00	
MW-12B	50.02	2/26/1999	5.83	39.95	5.85	44.19
MW-12B	50.02	3/16/1999	6.30	43.60	2.20	43.72
MW-12B	50.02	4/29/1999	6.44	38.90	6.90	43.58
MW-12B	50.02	5/21/1999	7.40	36.90	8.90	42.62
MW-12B	50.02	5/27/1999	7.38	36.90	8.90	42.64
MW-12B	50.02	6/1/1999	6.40	37.90	7.90	43.62
MW-12B	50.02	6/10/1999	7.36	36.90	8.90	42.66
MW-12B	50.02	7/30/1999	7.98			42.04
MW-12B	50.02	8/27/1999	6.61	38.90	6.90	43.41
MW-12B	50.02	9/27/1999	11.71	42.34	3.46	38.31
MW-12B	50.02	10/29/1999	12.76	41.84	3.96	37.26
MW-12B	50.02	11/18/1999	13.22			36.8
MW-12B	50.02	12/29/1999	12.01	41.84	3.96	38.01
MW-12B	50.02	2/4/2000	13.22	41.84	3.96	36.8
MW-12B	50.02	2/25/2000	11.44	41.84	3.96	38.58
MW-12B	50.02	3/27/2000	NM			
MW-12B	50.02	4/7/2000	8.73	41.81	3.99	41.29
MW-12B	50.02	5/31/2000	8.77	41.81	3.99	41.25
MW-12B	50.02	6/1/2000	8.73	41.81	3.99	41.29
MW-12B	50.02	7/28/2000	8.77	41.89	3.91	41.25
MW-12B	50.02	8/30/2000	11.66	41.82	3.98	38.36
MW-12B	50.02	9/19/2000	13.33	40.89	4.91	36.69
MW-12B	50.02	10/27/2000	11.75	41.80	4.00	38.27
MW-12B	50.02	11/21/2000	10.64	43.48	2.32	39.38
MW-12B	50.02	5/1/2001	8.71	43.46	2.34	41.31
MW-12B	50.02	10/1/2001	8.37		15.00	41.65
MW-12B	50.02	3/14/2002	6.37	36.99	8.81	43.65
MW-12B	50.02	9/23/2002	6.10	40.03	5.77	43.92
MW-12B	50.02	3/10/2003	5.45			44.57
MW-12B	50.02	9/24/2003	6.29	39.85	5.95	43.73
MW-12B	50.02	3/15/2004	5.63			44.39
MW-12B	50.02	9/13/2004	10.44	38.72	7.08	39.58
MW-12B	50.02	7/18/2005	7.14	38.40	7.40	42.88
MW-12B	50.02	1/4/2006	10.75	35.98	9.82	39.27
MW-12B	50.02	7/27/2006	6.07	35.74	10.06	43.95
MW-12B	50.02	3/7/2007	6.96	34.60	11.20	43.06
MW-12B	50.02	7/27/2007	5.36	33.45	12.35	44.66
MW-12B	50.02	1/31/2008	5.75	33.34	12.46	44.27
MW-12B	50.02	7/15/2008	9.38	38.88	6.92	40.64
MW-12B	50.02	2/4/2009	8.89	38.14	7.66	41.13
MW-12B	50.02	7/24/2009	9.18	38.51	7.29	40.84
MW-12B	50.02	1/8/2010	6.81	37.46	8.34	43.21
MW-12B	50.02	5/27/2010	7.29	39.5	6.30	42.73
MW-12B	50.02	6/28/2010	7.39	44.1	1.70	42.63
MW-12B	50.02	7/12/2010	7.47	44.25	1.55	42.55
MW-12B	50.02	8/31/2010	7.26	45.42	0.38	42.76

Table 1
GROUNDWATER MEASUREMENTS
Houston, TX - Wood Preserving Works

Well ID	TOC Elevation (ft)	Date	Depth to Water (ft)	Depth to DNAPL (ft BTOC)	DNAPL Thickness (ft)	GW Elevation (ft)
MW-12B	50.02	1/12/2011	7.01	45.39	0.41	43.01
MW-12B	50.02	7/12/2011	10.09	45.39	0.41	39.93
MW-12B	50.02	3/8/2012	6.87	40.2	5.60	43.15
MW-12B	50.02	7/9/2012	7.16	40.1	5.70	42.86
MW-12B	50.02	1/7/2013	9.17	39.86	5.94	40.85
MW-12B	50.02	7/22/2013	11.16	39.04	6.76	38.86
MW-12B	50.02	1/7/2014	11.34	45.12	0.68	38.68
MW-12B	50.02	7/15/2014	10.59	44.89	0.91	39.43
MW-12B	50.02	1/5/2015	10.06	44.91	1.29	39.96
MW-12B	50.02	8/10/2015	7.39	46.1	0.10	42.63
MW-12B	50.02	1/13/2016	6.06	45.79	0.41	43.96
MW-12B	50.02	7/6/2016	6.29	45.72	0.48	43.73
MW-12B	50.02	1/12/2017	7.02	45.81	0.39	43.00
MW-12B	50.02	7/6/2017	7.01	45.71	1.89	43.01
MW-12B	50.02	9/5/2017	7.03	45.6	2.00	42.99
MW-12B	50.02	2/7/2018	7.13	45.87	0.33	42.89
MW-12B	50.02	3/11/2018	7.42	45.96	0.24	42.6
MW-12B	50.02	5/14/2018	8.59	45.91	0.29	41.43
MW-12B	50.02	1/3/2019	7.96	45.87	0.33	42.06
MW-12B	50.02	7/9/2019	6.67	45.06	1.14	43.35
MW-12B	50.02	1/8/2020	5.66	27.12	19.08	44.36
MW-12B	50.02	7/8/2020	8.04	BP		41.98
MW-12B	50.02	1/6/2021	5.61	BP		44.41
MW-12B	50.02	7/13/2021	5.15	BP		44.87
MW-12B	50.02	1/4/2022	6.31	BP		43.71
MW-12C	50.14	5/13/1997	39.34			10.8
MW-12C	50.14	6/20/1997	38.94			11.2
MW-12C	50.14	9/25/1997	36.70			13.44
MW-12C	50.14	10/22/1997	36.09			14.05
MW-12C	50.14	11/25/1997	36.13			14.01
MW-12C	50.14	12/19/1997	35.34			14.8
MW-12C	50.14	1/20/1998	32.60			17.54
MW-12C	50.14	3/4/1998	31.56			18.58
MW-12C	50.14	3/18/1998	31.64			18.5
MW-12C	50.14	4/24/1998	31.06			19.08
MW-12C	50.14	5/21/1998	38.20			11.94
MW-12C	50.14	8/25/1998	31.00			19.14
MW-12C	50.14	9/21/1998	29.86			20.28
MW-12C	50.14	10/26/1998	30.12			20.02
MW-12C	50.14	11/23/1998	28.38			21.76
MW-12C	50.14	1/29/1999	27.61			22.53
MW-12C	50.14	2/26/1999	27.69			22.45
MW-12C	50.14	3/16/1999	28.00			22.14
MW-12C	50.14	4/29/1999	28.21			21.93
MW-12C	50.14	6/1/1999	28.20			21.94
MW-12C	50.14	7/30/1999	29.80			20.34
MW-12C	50.14	8/27/1999	28.41			21.73
MW-12C	50.14	9/27/1999	29.20			20.94
MW-12C	50.14	10/29/1999	29.78			20.36
MW-12C	50.14	11/18/1999	30.17			19.97
MW-12C	50.14	12/29/1999	29.09			21.05
MW-12C	50.14	2/4/2000	29.66			20.48
MW-12C	50.14	2/25/2000	30.32			19.82
MW-12C	50.14	3/27/2000	28.91			21.23
MW-12C	50.14	4/7/2000	27.40			22.74
MW-12C	50.14	5/31/2000	27.44			22.7
MW-12C	50.14	6/1/2000	27.43			22.71
MW-12C	50.14	7/28/2000	27.45			22.69
MW-12C	50.14	8/30/2000	33.61			16.53
MW-12C	50.14	9/19/2000	30.03			20.11
MW-12C	50.14	10/27/2000	33.94			16.2
MW-12C	50.14	11/21/2000	29.12			21.02
MW-12C	50.14	5/1/2001	26.85			23.29
MW-12C	50.14	10/1/2001	26.85			23.29
MW-12C	50.14	3/11/2002	25.59			24.55
MW-12C	50.14	9/23/2002	26.57			23.57
MW-12C	50.14	3/10/2003	24.85			25.29
MW-12C	50.14	9/23/2003	26.06			24.08
MW-12C	50.14	3/15/2004	24.31			25.83
MW-12C	50.14	9/13/2004	26.15			23.99
MW-12C	50.14	7/18/2005	26.23			23.91
MW-12C	50.14	1/4/2006	22.26			27.88
MW-12C	50.14	7/27/2006	25.28			24.86
MW-12C	50.14	3/7/2007	23.78			26.36
MW-12C	50.14	7/27/2007	22.05			28.09
MW-12C	50.14	1/30/2008	22.69			27.45
MW-12C	50.14	7/15/2008	24.41			25.73
MW-12C	50.14	2/4/2009	24.59			25.55

Table 1
GROUNDWATER MEASUREMENTS
Houston, TX - Wood Preserving Works

Well ID	TOC Elevation (ft)	Date	Depth to Water (ft)	Depth to DNAPL (ft BTOC)	DNAPL Thickness (ft)	GW Elevation (ft)
MW-12C	50.14	7/24/2009	24.91			25.23
MW-12C	50.14	1/8/2010	23.03			27.11
MW-12C	50.14	7/12/2010	23.91			26.23
MW-12C	50.14	1/12/2011	23.76			26.38
MW-12C	50.14	7/12/2011	25.98			24.16
MW-12C	50.14	1/26/2012	25.76			24.38
MW-12C	50.14	7/9/2012	24.59			25.55
MW-12C	50.14	1/7/2013	26.04			24.1
MW-12C	50.14	7/22/2013	27.09			23.05
MW-12C	50.14	1/7/2014	26.52			23.62
MW-12C	50.14	7/16/2014	25.15			24.99
MW-12C	50.14	1/5/2015	26.01			24.13
MW-12C	50.14	8/10/2015	24.26			25.88
MW-12C	50.14	1/13/2016	23.83			26.31
MW-12C	50.14	7/6/2016	24.13			26.01
MW-12C	50.14	1/12/2017	24.49			25.65
MW-12C	50.14	7/6/2017	24.88			25.26
MW-12C	50.14	9/5/2017	24.84			25.30
MW-12C	50.14	2/11/2018	25.13			25.01
MW-12C	50.14	3/11/2018	24.04			26.1
MW-12C	50.14	4/14/2018	25.96			24.18
MW-12C	50.14	1/3/2019	25.34			24.8
MW-12C	50.14	7/9/2019	23.73			26.41
MW-12C	50.14	1/7/2020	24.61			25.53
MW-12C	50.14	7/8/2020	24.38			25.76
MW-12C	50.14	1/6/2021	23.01			27.13
MW-12C	50.14	7/13/2021	22.39			27.75
MW-12C	50.14	1/4/2022	23.73			26.41
MW-13	50.65	3/25/1997	9.43			41.22
MW-13	50.65	4/23/1997	9.87			40.78
MW-13	50.65	4/24/1997	9.92			40.73
MW-13	50.65	5/13/1997	9.30			41.35
MW-13	50.65	6/20/1997	10.11			40.54
MW-13	50.65	9/25/1997	10.75			39.9
MW-13	50.65	10/22/1997	10.09			40.56
MW-13	50.65	11/25/1997	10.11			40.54
MW-13	50.65	12/19/1997	10.01			40.64
MW-13	50.65	1/20/1998	9.32			41.33
MW-13	50.65	3/4/1998	9.23			41.42
MW-13	50.65	3/18/1998	8.90			41.75
MW-13	50.65	4/24/1998	10.74			39.82
MW-13	50.65	5/21/1998	12.11			38.54
MW-13	50.65	8/25/1998	12.00			38.56
MW-13	50.65	9/21/1998	10.13			40.43
MW-13	50.65	10/26/1998	11.15			39.41
MW-13	50.65	11/23/1998	9.22			41.34
MW-13	50.65	1/29/1999	8.00			42.65
MW-13	50.65	2/26/1999	8.11			42.54
MW-13	50.65	3/16/1999	9.51			41.14
MW-13	50.65	4/29/1999	9.79			40.86
MW-13	50.65	6/1/1999	9.70			40.95
MW-13	50.65	7/30/1999	11.01			39.64
MW-13	50.65	8/27/1999	9.96			40.69
MW-13	50.65	9/27/1999	12.84			37.81
MW-13	50.65	10/29/1999	13.88			36.77
MW-13	50.65	11/17/1999	14.00			36.65
MW-13	50.65	12/29/1999	13.08			37.57
MW-13	50.65	2/4/2000	15.61			35.04
MW-13	50.65	2/25/2000	12.17			38.48
MW-13	50.65	3/27/2000	10.95			39.7
MW-13	50.65	4/7/2000	10.51			40.14
MW-13	50.65	5/31/2000	10.57			40.08
MW-13	50.65	6/1/2000	10.51			40.14
MW-13	50.65	7/28/2000	10.54			40.11
MW-13	50.65	8/30/2000	13.63			37.02
MW-13	50.65	9/19/2000	14.57			36.08
MW-13	50.65	10/27/2000	11.11			39.54
MW-13	50.65	11/21/2000	11.44			39.21
MW-13	50.65	5/1/2001	10.70			39.95
MW-13	50.65	10/1/2001	10.31			40.34
MW-13	50.65	3/11/2002	9.62			41.03
MW-13	50.65	9/23/2002	9.17			41.48
MW-13	50.65	3/10/2003	9.17			41.48
MW-13	50.65	9/23/2003	9.14			41.51
MW-13	50.65	3/15/2004	9.30			41.35
MW-13	50.65	9/13/2004	11.98			38.67
MW-13	50.65	7/18/2005	10.25			40.4
MW-13	50.65	1/4/2006	12.03			38.62

Table 1
GROUNDWATER MEASUREMENTS
Houston, TX - Wood Preserving Works

Well ID	TOC Elevation (ft)	Date	Depth to Water (ft)	Depth to DNAPL (ft BTOC)	DNAPL Thickness (ft)	GW Elevation (ft)
MW-13	50.65	7/27/2006	8.82			41.83
MW-13	50.65	3/7/2007	9.95			40.7
MW-13	50.65	7/27/2007	8.90			41.75
MW-13	50.65	1/30/2008	8.85			41.8
MW-13	50.65	7/15/2008	10.89			39.76
MW-13	50.65	2/4/2009	10.59			40.06
MW-13	50.65	7/23/2009	11.07			39.58
MW-13	50.65	1/8/2010	9.22			41.43
MW-13	50.65	7/12/2010	11.12			39.53
MW-13	50.65	1/12/2011	8.89			41.76
MW-13	50.65	7/12/2011	12.96			37.69
MW-13	50.65	1/26/2012	9.31			41.34
MW-13	50.65	7/9/2012	9.14			41.51
MW-13	50.65	1/7/2013	10.68			39.97
MW-13	50.65	7/22/2013	12.13			38.52
MW-13	50.65	1/7/2014	10.13			40.52
MW-13	50.65	7/16/2014	11.04			39.61
MW-13	50.65	1/5/2015	9.34			41.31
MW-13	50.65	8/10/2015	7.67			42.98
MW-13	50.65	1/13/2016	7.01			43.64
MW-13	50.65	7/6/2016	7.39			43.26
MW-13	50.65	1/12/2017	7.81			42.84
MW-13	50.65	7/6/2017	7.96			42.69
MW-13	50.65	9/5/2017	9.01			41.64
MW-13	50.65	2/11/2018	9.58			41.07
MW-13	50.65	3/11/2018	10.09			40.56
MW-13	50.65	5/14/2018	10.96			39.69
MW-13	50.65	1/3/2019	10.52			40.13
MW-13	50.65	7/9/2019	10.63			40.02
MW-13	50.65	1/7/2020	9.42			41.23
MW-13	50.65	7/8/2020	10.34			40.31
MW-13	50.65	1/6/2021	9.58			41.07
MW-13	50.65	7/13/2021	8.59			42.06
MW-13	50.65	1/4/2022	9.87			40.78
MW-14	50.66	3/25/1997	7.71			42.95
MW-14	50.66	4/23/1997	8.31			42.35
MW-14	50.66	4/24/1997	8.34			42.32
MW-14	50.66	5/13/1997	7.83			42.83
MW-14	50.66	6/20/1997	8.64			42.02
MW-14	50.66	9/25/1997	9.95			40.71
MW-14	50.66	10/22/1997	8.89			41.77
MW-14	50.66	11/25/1997	8.86			41.8
MW-14	50.66	12/19/1997	8.62			42.04
MW-14	50.66	1/20/1998	8.08			42.58
MW-14	50.66	3/4/1998	7.72			42.94
MW-14	50.66	3/18/1998	7.66			43
MW-14	50.66	4/24/1998	9.75			40.91
MW-14	50.66	5/21/1998	11.00			39.66
MW-14	50.66	8/25/1998	12.00			38.66
MW-14	50.66	9/21/1998	9.41			41.25
MW-14	50.66	10/26/1998	11.10			39.56
MW-14	50.66	11/23/1998	8.08			42.58
MW-14	50.66	1/29/1999	7.10			43.56
MW-14	50.66	2/26/1999	7.21			43.45
MW-14	50.66	3/16/1999	8.74			41.92
MW-14	50.66	4/29/1999	8.93			41.73
MW-14	50.66	6/1/1999	8.92			41.74
MW-14	50.66	7/30/1999	10.44			40.22
MW-14	50.66	8/27/1999	9.21			41.45
MW-14	50.66	9/27/1999	12.56			38.1
MW-14	50.66	10/29/1999	13.56			37.1
MW-14	50.66	11/17/1999	13.63			37.03
MW-14	50.66	12/29/1999	12.88			37.78
MW-14	50.66	2/4/2000	14.22			36.44
MW-14	50.66	2/25/2000	11.73			38.93
MW-14	50.66	3/27/2000	10.54			40.12
MW-14	50.66	4/7/2000	10.14			40.52
MW-14	50.66	5/31/2000	10.17			40.49
MW-14	50.66	6/1/2000	10.13			40.53
MW-14	50.66	7/28/2000	10.17			40.49
MW-14	50.66	8/30/2000	13.22			37.44
MW-14	50.66	9/19/2000	14.27			36.39
MW-14	50.66	10/27/2000	11.56			39.1
MW-14	50.66	11/21/2000	11.17			39.49
MW-14	50.66	5/1/2001	9.71			40.95
MW-14	50.66	10/1/2001	10.64			40.02
MW-14	50.66	3/11/2002	8.45			42.21
MW-14	50.66	9/23/2002	7.90			42.76

Table 1
GROUNDWATER MEASUREMENTS
Houston, TX - Wood Preserving Works

Well ID	TOC Elevation (ft)	Date	Depth to Water (ft)	Depth to DNAPL (ft BTOC)	DNAPL Thickness (ft)	GW Elevation (ft)
MW-14	50.66	3/10/2003	8.59			42.07
MW-14	50.66	9/23/2003	7.70			42.96
MW-14	50.66	3/15/2004	7.96			42.7
MW-14	50.66	9/13/2004	11.05			39.61
MW-14	50.66	7/18/2005	9.55			41.11
MW-14	50.66	1/4/2006	11.83			38.83
MW-14	50.66	7/27/2006	7.80			42.86
MW-14	50.66	3/7/2007	8.96			41.7
MW-14	50.66	7/27/2007	8.01			42.65
MW-14	50.66	1/30/2008	7.66			43
MW-14	50.66	7/15/2008	10.41			40.25
MW-14	50.66	2/4/2009	10.27			40.39
MW-14	50.66	7/23/2009	10.67			39.99
MW-14	50.66	1/8/2010	8.24			42.42
MW-14	50.66	7/12/2010	10.54			40.12
MW-14	50.66	1/12/2011	18.09			32.57
MW-14	50.66	7/12/2011	12.93			37.73
MW-14	50.66	1/26/2012	8.57			42.09
MW-14	50.66	7/9/2012	8.61			42.05
MW-14	50.66	1/7/2013	10.46			40.2
MW-14	50.66	7/22/2013	11.91			38.75
MW-14	50.66	1/7/2014	9.39			41.27
MW-14	50.66	7/16/2014	10.58			40.08
MW-14	50.66	1/5/2015	8.79			41.87
MW-14	50.66	8/10/2015	6.34			44.32
MW-14	50.66	1/13/2016	5.79			44.87
MW-14	50.66	7/6/2016	6.06			44.60
MW-14	50.66	1/12/2017	6.59			44.07
MW-14	50.66	7/6/2017	6.92			43.74
MW-14	50.66	9/5/2017	6.83			43.83
MW-14	50.66	2/11/2018	8.66			42.00
MW-14	50.66	3/11/2018	8.99			41.67
MW-14	50.66	5/14/2018	10.09			40.57
MW-14	50.66	1/3/2019	9.37			41.29
MW-14	50.66	7/9/2019	9.57			41.09
MW-14	50.66	1/7/2020	8.39			42.27
MW-14	50.66	7/8/2020	9.21			41.45
MW-14	50.66	1/6/2021	8.08			42.58
MW-14	50.66	7/13/2021	6.42			44.24
MW-14	50.66	1/4/2022	8.61			42.05
MW-15A	50.41	3/25/1997	8.22			42.19
MW-15A	50.41	4/23/1997	8.28			42.13
MW-15A	50.41	4/24/1997	8.51			41.9
MW-15A	50.41	5/13/1997	8.06			42.35
MW-15A	50.41	6/20/1997	8.64			41.77
MW-15A	50.41	9/25/1997	9.75			40.66
MW-15A	50.41	10/22/1997	9.09			41.32
MW-15A	50.41	11/25/1997	9.13			41.28
MW-15A	50.41	12/19/1997	8.89			41.52
MW-15A	50.41	1/20/1998	8.35			42.06
MW-15A	50.41	3/4/1998	8.09			42.32
MW-15A	50.41	3/18/1998	7.98			42.43
MW-15A	50.41	4/24/1998	9.57			40.84
MW-15A	50.41	5/21/1998	11.10			39.31
MW-15A	50.41	8/25/1998	11.78			38.63
MW-15A	50.41	9/21/1998	9.59			40.82
MW-15A	50.41	10/26/1998	10.69			39.72
MW-15A	50.41	11/23/1998	8.46			41.95
MW-15A	50.41	1/29/1999	7.11			43.3
MW-15A	50.41	2/26/1999	7.23			43.18
MW-15A	50.41	3/16/1999	9.17			41.24
MW-15A	50.41	4/29/1999	9.29			41.12
MW-15A	50.41	6/1/1999	9.29			41.12
MW-15A	50.41	7/30/1999	10.83			39.58
MW-15A	50.41	8/27/1999	9.39			41.02
MW-15A	50.41	9/27/1999	12.02			38.39
MW-15A	50.41	10/29/1999	13.11			37.3
MW-15A	50.41	11/17/1999	13.44			36.97
MW-15A	50.41	12/29/1999	12.49			37.92
MW-15A	50.41	2/4/2000	15.71			34.7
MW-15A	50.41	2/25/2000	11.34			39.07
MW-15A	50.41	3/27/2000	10.66			39.75
MW-15A	50.41	4/7/2000	10.20			40.21
MW-15A	50.41	5/31/2000	10.23			40.18
MW-15A	50.41	6/1/2000	10.22			40.19
MW-15A	50.41	7/28/2000	10.23			40.18
MW-15A	50.41	8/30/2000	13.34			37.07
MW-15A	50.41	9/19/2000	14.01			36.4

Table 1
GROUNDWATER MEASUREMENTS
Houston, TX - Wood Preserving Works

Well ID	TOC Elevation (ft)	Date	Depth to Water (ft)	Depth to DNAPL (ft BTOC)	DNAPL Thickness (ft)	GW Elevation (ft)
MW-15A	50.41	10/27/2000	11.77			38.64
MW-15A	50.41	11/21/2000	11.09			39.32
MW-15A	50.41	5/1/2001	9.85			40.56
MW-15A	50.41	10/1/2001	9.73			40.68
MW-15A	50.41	3/11/2002	8.81			41.6
MW-15A	50.41	9/23/2002	8.21			42.2
MW-15A	50.41	3/10/2003	7.76			42.65
MW-15A	50.41	9/23/2003	7.87			42.54
MW-15A	50.41	3/15/2004	7.94			42.47
MW-15A	50.41	9/13/2004	10.72			39.69
MW-15A	50.41	7/18/2005	9.33			41.08
MW-15A	50.41	1/4/2006	11.66			38.75
MW-15A	50.41	7/27/2006	7.92			42.49
MW-15A	50.41	3/7/2007	9.19			41.22
MW-15A	50.41	7/27/2007	7.88			42.53
MW-15A	50.41	1/30/2008	8.02			42.39
MW-15A	50.41	7/15/2008	10.26			40.15
MW-15A	50.41	2/4/2009	10.59			39.82
MW-15A	50.41	7/23/2009	11.01			39.4
MW-15A	50.41	1/8/2010	8.64			41.77
MW-15A	50.41	7/12/2010	10.81			39.6
MW-15A	50.41	1/12/2011	8.77			41.64
MW-15A	50.41	7/12/2011	12.78			37.63
MW-15A	50.41	1/26/2012	9.29			41.12
MW-15A	50.41	7/9/2012	5.92			44.49
MW-15A	50.41	1/7/2013	10.77			39.64
MW-15A	50.41	7/22/2013	12.21			38.2
MW-15A	50.41	1/7/2014	9.85			40.56
MW-15A	50.41	7/16/2014	10.65			39.76
MW-15A	50.41	1/5/2015	9.07			41.34
MW-15A	50.41	8/10/2015	6.49			43.92
MW-15A	50.41	1/13/2016	5.79			44.62
MW-15A	50.41	7/6/2016	6.21			44.20
MW-15A	50.41	1/12/2017	6.82			43.59
MW-15A	50.41	7/6/2017	7.47			42.94
MW-15A	50.41	9/5/2017	7.43			42.98
MW-15A	50.41	2/11/2018	8.89			41.52
MW-15A	50.41	3/11/2018	9.23			41.18
MW-15A	50.41	5/14/2018	10.18			40.23
MW-15A	50.41	1/3/2019	9.41			41
MW-15A	50.41	7/9/2019	9.03			41.38
MW-15A	50.41	1/7/2020	8.57			41.84
MW-15A	50.41	7/7/2020	9.41			41.00
MW-15A	50.41	1/6/2021	8.2			42.21
MW-15A	50.41	7/13/2021	6.72			43.69
MW-15A	50.41	1/4/2022	9.09			41.32
MW-15B	50.20	1/26/2012	10.13			40.07
MW-15B	50.20	7/9/2012	8.32			41.88
MW-15B	50.20	1/7/2013	10.71			39.49
MW-15B	50.20	7/22/2013	11.97			38.23
MW-15B	50.20	1/7/2014	9.81			40.39
MW-15B	50.20	7/15/2014	10.36			39.84
MW-15B	50.20	1/5/2015	9.26			40.94
MW-15B	50.20	8/10/2015	7.29			42.91
MW-15B	50.20	1/13/2016	6.81			43.39
MW-15B	50.20	7/6/2016	7.56			42.64
MW-15B	50.20	1/12/2017	8.09			42.11
MW-15B	50.20	7/6/2017	8.61			41.59
MW-15B	50.20	9/5/2017	8.56			41.64
MW-15B	50.20	2/11/2018	8.74			41.46
MW-15B	50.20	3/11/2018	9.09			41.11
MW-15B	50.20	5/14/2018	9.91			40.29
MW-15B	50.20	1/3/2019	9.4			40.8
MW-15B	50.20	7/9/2019	9.23			40.97
MW-15B	50.20	1/7/2020	8.39			41.81
MW-15B	50.20	7/7/2020	9.15			41.05
MW-15B	50.20	1/6/2021	8.2			42.00
MW-15B	50.20	7/13/2021	6.54			43.66
MW-15B	50.20	1/4/2022	18.89			31.31
MW-15C	50.01	5/13/1997	33.46			16.55
MW-15C	50.01	6/20/1997	34.18			15.83
MW-15C	50.01	9/25/1997	33.77			16.24
MW-15C	50.01	10/22/1997	32.89			17.12
MW-15C	50.01	11/25/1997	32.95			17.06
MW-15C	50.01	12/19/1997	32.01			18
MW-15C	50.01	1/20/1998	29.90			20.11
MW-15C	50.01	3/4/1998	28.56			21.45
MW-15C	50.01	3/18/1998	28.53			21.48

Table 1
GROUNDWATER MEASUREMENTS
Houston, TX - Wood Preserving Works

Well ID	TOC Elevation (ft)	Date	Depth to Water (ft)	Depth to DNAPL (ft BTOC)	DNAPL Thickness (ft)	GW Elevation (ft)
MW-15C	50.01	4/24/1998	28.46			21.55
MW-15C	50.01	5/21/1998	35.00			15.01
MW-15C	50.01	8/25/1998	29.30			20.71
MW-15C	50.01	9/21/1998	28.15			21.86
MW-15C	50.01	10/26/1998	28.11			21.9
MW-15C	50.01	11/23/1998	26.50			23.51
MW-15C	50.01	1/29/1999	25.44			24.57
MW-15C	50.01	2/26/1999	25.51			24.5
MW-15C	50.01	3/16/1999	26.11			23.9
MW-15C	50.01	4/29/1999	26.33			23.68
MW-15C	50.01	6/1/1999	26.39			23.62
MW-15C	50.01	7/30/1999	27.99			22.02
MW-15C	50.01	8/27/1999	26.51			23.5
MW-15C	50.01	9/27/1999	27.46			22.55
MW-15C	50.01	10/29/1999	28.26			21.75
MW-15C	50.01	11/17/1999	28.55			21.46
MW-15C	50.01	12/29/1999	27.61			22.4
MW-15C	50.01	2/4/2000	28.11			21.9
MW-15C	50.01	2/25/2000	28.23			21.78
MW-15C	50.01	3/27/2000	27.45			22.56
MW-15C	50.01	4/7/2000	26.11			23.9
MW-15C	50.01	5/31/2000	26.13			23.88
MW-15C	50.01	6/1/2000	26.03			23.98
MW-15C	50.01	7/28/2000	26.14			23.87
MW-15C	50.01	8/30/2000	29.11			20.9
MW-15C	50.01	9/19/2000	28.67			21.34
MW-15C	50.01	10/27/2000	27.64			22.37
MW-15C	50.01	11/21/2000	27.56			22.45
MW-15C	50.01	5/1/2001	25.24			24.77
MW-15C	50.01	10/1/2001	25.40			24.61
MW-15C	50.01	3/11/2002	24.17			25.84
MW-15C	50.01	9/23/2002	25.35			24.66
MW-15C	50.01	3/10/2003	23.52			26.49
MW-15C	50.01	9/23/2003	24.88			25.13
MW-15C	50.01	3/15/2004	22.97			27.04
MW-15C	50.01	9/13/2004	24.80			25.21
MW-15C	50.01	7/18/2005	25.17			24.84
MW-15C	50.01	1/4/2006	26.23			23.78
MW-15C	50.01	7/27/2006	24.31			25.7
MW-15C	50.01	3/7/2007	22.76			27.25
MW-15C	50.01	7/27/2007	21.03			28.98
MW-15C	50.01	1/30/2008	21.80			28.21
MW-15C	50.01	7/15/2008	23.63			26.38
MW-15C	50.01	2/4/2009	23.73			26.28
MW-15C	50.01	7/23/2009	23.96			26.05
MW-15C	50.01	1/8/2010	21.88			28.13
MW-15C	50.01	7/12/2010	23.08			26.93
MW-15C	50.01	1/12/2011	23.04			26.97
MW-15C	50.01	7/12/2011	25.09			24.92
MW-15C	50.01	1/26/2012	24.37			25.64
MW-15C	50.01	7/9/2012	24.41			25.6
MW-15C	50.01	1/7/2013	25.21			24.8
MW-15C	50.01	7/22/2013	26.10			23.91
MW-15C	50.01	1/7/2014	25.26			24.75
MW-15C	50.01	7/16/2014	24.15			25.86
MW-15C	50.01	1/5/2015	25.34			24.67
MW-15C	50.01	8/10/2015	22.74			27.27
MW-15C	50.01	1/13/2016	21.92			28.09
MW-15C	50.01	7/6/2016	22.26			27.75
MW-15C	50.01	1/12/2017	22.69			27.32
MW-15C	50.01	7/6/2017	23.31			26.70
MW-15C	50.01	9/5/2017	23.29			26.72
MW-15C	50.01	2/11/2018	23.63			26.38
MW-15C	50.01	3/11/2018	22.47			27.54
MW-15C	50.01	5/14/2018	23.33			26.68
MW-15C	50.01	1/3/2019	23.87			26.14
MW-15C	50.01	7/9/2019	22.38			27.63
MW-15C	50.01	1/7/2020	23.12			26.89
MW-15C	50.01	7/7/2020	23.09			26.92
MW-15C	50.01	1/6/2021	22.35			27.66
MW-15C	50.01	7/13/2021	20.67			29.34
MW-15C	50.01	1/4/2022	22.32			27.69
MW-16	51.51	3/25/1997	7.41			44.1
MW-16	51.51	4/23/1997	8.44			43.07
MW-16	51.51	4/24/1997	8.52			42.99
MW-16	51.51	5/13/1997	8.29			43.22
MW-16	51.51	6/20/1997	8.41			43.1
MW-16	51.51	9/25/1997	10.71			40.8

Table 1
GROUNDWATER MEASUREMENTS
Houston, TX - Wood Preserving Works

Well ID	TOC Elevation (ft)	Date	Depth to Water (ft)	Depth to DNAPL (ft BTOC)	DNAPL Thickness (ft)	GW Elevation (ft)
MW-16	51.51	10/22/1997	9.53			41.98
MW-16	51.51	11/25/1997	9.55			41.96
MW-16	51.51	12/19/1997	9.10			42.41
MW-16	51.51	1/20/1998	8.60			42.91
MW-16	51.51	3/4/1998	8.13			43.38
MW-16	51.51	3/18/1998	8.59			42.92
MW-16	51.51	4/24/1998	9.96			41.55
MW-16	51.51	5/21/1998	11.43			40.08
MW-16	51.51	7/30/1998	12.56			38.95
MW-16	51.51	8/25/1998	11.53			39.98
MW-16	51.51	9/21/1998	9.81			41.7
MW-16	51.51	10/26/1998	10.44			41.07
MW-16	51.51	11/23/1998	8.98			42.53
MW-16	51.51	1/29/1999	7.12			44.39
MW-16	51.51	2/26/1999	7.23			44.28
MW-16	51.51	3/16/1999	10.06			41.45
MW-16	51.51	4/29/1999	10.16			41.35
MW-16	51.51	6/1/1999	10.16			41.35
MW-16	51.51	7/30/1999	11.76			39.75
MW-16	51.51	8/27/1999	10.33			41.18
MW-16	51.51	9/27/1999	11.79			39.72
MW-16	51.51	10/29/1999	12.93			38.58
MW-16	51.51	11/17/1999	13.71			37.8
MW-16	51.51	12/29/1999	12.20			39.31
MW-16	51.51	2/4/2000	15.11			36.4
MW-16	51.51	2/25/2000	11.10			40.41
MW-16	51.51	3/27/2000	11.48			40.03
MW-16	51.51	4/7/2000	11.09			40.42
MW-16	51.51	5/31/2000	11.11			40.4
MW-16	51.51	6/1/2000	11.00			40.51
MW-16	51.51	7/28/2000	11.11			40.4
MW-16	51.51	8/30/2000	13.10			38.41
MW-16	51.51	9/19/2000	14.83			36.68
MW-16	51.51	10/27/2000	11.66			39.85
MW-16	51.51	11/21/2000	11.29			40.22
MW-16	51.51	5/1/2001	9.92			41.59
MW-16	51.51	10/1/2001	9.93			41.58
MW-16	51.51	3/11/2002	9.12			42.39
MW-16	51.51	9/23/2002	8.65			42.86
MW-16	51.51	3/10/2003	7.74			43.77
MW-16	51.51	9/23/2003	8.48			43.03
MW-16	51.51	3/15/2004	8.09			43.42
MW-16	51.51	9/13/2004	10.38			41.13
MW-16	51.51	7/18/2005	10.42			41.09
MW-16	51.51	1/4/2006	12.48			39.03
MW-16	51.51	7/27/2006	9.37			42.14
MW-16	51.51	3/7/2007	9.66			41.85
MW-16	51.51	7/27/2007	7.85			43.66
MW-16	51.51	1/31/2008	8.42	25.40	3.40	43.09
MW-16	51.51	7/15/2008	10.16			41.35
MW-16	51.51	2/5/2009	11.93			39.58
MW-16	51.51	7/23/2009	12.67			38.84
MW-16	51.51	1/8/2010	8.66			42.85
MW-16	51.51	7/12/2010	10.31			41.2
MW-16	51.51	1/12/2011	9.89			41.62
MW-16	51.51	7/12/2011	12.98			38.53
MW-16	51.51	1/26/2012	9.92			41.59
MW-16	51.51	7/9/2012	9.68			41.83
MW-16	51.51	1/7/2013	11.41			40.1
MW-16	51.51	7/22/2013	12.39			39.12
MW-16	51.51	1/7/2014	12.02			39.49
MW-16	51.51	7/15/2014	9.69			41.82
MW-16	51.51	1/5/2015	11.07			40.44
MW-16	51.51	8/10/2015	9.42			42.09
MW-17	50.92	3/25/1997	9.97			40.95
MW-17	50.92	4/23/1997	10.41			40.51
MW-17	50.92	4/24/1997	10.51			40.41
MW-17	50.92	5/13/1997	10.32			40.6
MW-17	50.92	6/20/1997	11.07			39.85
MW-17	50.92	9/25/1997	12.39			38.53
MW-17	50.92	10/22/1997	11.19			39.73
MW-17	50.92	11/25/1997	11.21			39.71
MW-17	50.92	12/19/1997	11.01			39.91
MW-17	50.92	1/20/1998	10.25			40.67
MW-17	50.92	3/4/1998	9.93			40.99
MW-17	50.92	3/18/1998	9.94			40.98
MW-17	50.92	4/9/1998	11.32			39.6
MW-17	50.92	4/16/1998	11.52			39.4

Table 1
GROUNDWATER MEASUREMENTS
Houston, TX - Wood Preserving Works

Well ID	TOC Elevation (ft)	Date	Depth to Water (ft)	Depth to DNAPL (ft BTOC)	DNAPL Thickness (ft)	GW Elevation (ft)
MW-17	50.92	4/24/1998	11.80			39.12
MW-17	50.92	5/8/1998	NM			
MW-17	50.92	5/12/1998	NM			
MW-17	50.92	5/21/1998	13.30			37.62
MW-17	50.92	5/25/1998	NM			
MW-17	50.92	6/9/1998	NM			
MW-17	50.92	6/16/1998	NM			
MW-17	50.92	6/26/1998	NM			
MW-17	50.92	7/2/1998	NM			
MW-17	50.92	7/10/1998	NM			
MW-17	50.92	7/14/1998	NM			
MW-17	50.92	7/23/1998	NM			
MW-17	50.92	8/5/1998	NM			
MW-17	50.92	8/13/1998	NM			
MW-17	50.92	8/25/1998	13.78			37.14
MW-17	50.92	9/15/1998	NM			
MW-17	50.92	9/21/1998	11.49			39.43
MW-17	50.92	9/30/1998	NM			
MW-17	50.92	10/8/1998	NM			
MW-17	50.92	10/16/1998	NM			
MW-17	50.92	10/26/1998	12.22			38.7
MW-17	50.92	11/6/1998	NM			
MW-17	50.92	11/13/1998	NM			
MW-17	50.92	11/19/1998	NM			
MW-17	50.92	11/23/1998	10.21			40.71
MW-17	50.92	12/16/1998	NM			
MW-17	50.92	1/7/1999	NM			
MW-17	50.92	1/15/1999	NM			
MW-17	50.92	1/22/1999	NM			
MW-17	50.92	1/26/1999	NM			
MW-17	50.92	1/29/1999	10.88			40.04
MW-17	50.92	2/4/1999	NM			
MW-17	50.92	2/9/1999	NM			
MW-17	50.92	2/26/1999	10.93			39.99
MW-17	50.92	3/16/1999	11.18			39.74
MW-17	50.92	4/29/1999	11.00			39.92
MW-17	50.92	5/21/1999	11.25			39.67
MW-17	50.92	5/27/1999	11.31			39.61
MW-17	50.92	6/1/1999	11.07			39.85
MW-17	50.92	6/10/1999	11.28			39.64
MW-17	50.92	7/30/1999	12.67			38.25
MW-17	50.92	8/27/1999	11.27			39.65
MW-17	50.92	9/27/1999	14.67			36.25
MW-17	50.92	10/29/1999	15.11			35.81
MW-17	50.92	11/17/1999	16.08			34.84
MW-17	50.92	12/29/1999	14.43			36.49
MW-17	50.92	2/4/2000	17.21			33.71
MW-17	50.92	2/25/2000	13.63			37.29
MW-17	50.92	3/27/2000	13.08	32.60	0.70	37.84
MW-17	50.92	4/7/2000	12.63	32.30	1.00	38.29
MW-17	50.92	5/31/2000	12.67	32.30	1.00	38.25
MW-17	50.92	6/1/2000	12.61	32.30	1.00	38.31
MW-17	50.92	7/28/2000	12.69	32.30	1.00	38.23
MW-17	50.92	8/30/2000	15.56			35.36
MW-17	50.92	9/19/2000	16.24	32.20	1.10	34.68
MW-17	50.92	10/27/2000	14.10			36.82
MW-17	50.92	11/21/2000	13.12			37.8
MW-17	50.92	5/1/2001	11.82	32.44	0.86	39.1
MW-17	50.92	10/1/2001	12.55	32.30	1.00	38.37
MW-17	50.92	3/14/2002	10.91	31.79	1.51	40.01
MW-17	50.92	9/23/2002	10.48			40.44
MW-17	50.92	3/10/2003	9.76			41.16
MW-17	50.92	9/24/2003	10.59	32.85	0.45	40.33
MW-17	50.92	3/15/2004	10.15			40.77
MW-17	50.92	9/13/2004	13.09			37.83
MW-17	50.92	7/18/2005	12.06	32.90	0.40	38.86
MW-17	50.92	1/4/2006	13.90	32.90	0.40	37.02
MW-17	50.92	7/27/2006	10.71	33.28	0.02	40.21
MW-17	50.92	3/7/2007	10.91	33.00	0.30	40.01
MW-17	50.92	7/27/2007	9.33	33.02	0.28	41.59
MW-17	50.92	1/31/2008	10.00	31.17	2.13	40.92
MW-17	50.92	7/15/2008	12.95	33.08	0.23	37.97
MW-17	50.92	2/4/2009	12.64	Trace	Trace	38.28
MW-17	50.92	1/8/2010	10.62			40.3
MW-17	50.92	7/12/2010	12.96			37.96
MW-17	50.92	7/12/2010	12.96			37.96

Table 1
GROUNDWATER MEASUREMENTS
Houston, TX - Wood Preserving Works

Well ID	TOC Elevation (ft)	Date	Depth to Water (ft)	Depth to DNAPL (ft BTOC)	DNAPL Thickness (ft)	GW Elevation (ft)
MW-17	50.92	1/12/2011	11.06			39.86
MW-17	50.92	7/12/2011	14.93			35.99
MW-17	50.92	1/26/2012	11.2			39.72
MW-17	50.92	7/9/2012	11.02			39.9
MW-17	50.92	1/7/2013	13.14			37.78
MW-17	50.92	7/22/2013	14.62			36.3
MW-17	50.92	1/7/2014	12.36			38.56
MW-17	50.92	7/15/2014	12.54			38.38
MW-17	50.92	1/5/2015	11.71			39.21
MW-17	50.92	8/10/2015	9.61			41.31
MW-17	50.92	1/13/2016	9.02			41.90
MW-17	50.92	7/6/2016	9.47			41.45
MW-17	50.92	1/12/2017	10.06			40.86
MW-17	50.92	7/6/2017	10.62			40.30
MW-17	50.92	9/5/2017	10.51			40.41
MW-17	50.92	2/11/2018	10.76			40.16
MW-17	50.92	3/11/2018	11.21			39.71
MW-17	50.92	5/14/2018	12.21			38.71
MW-17	50.92	1/3/2019	11.72			39.2
MW-17	50.92	7/9/2019	11.66			39.26
MW-17	50.92	1/7/2020	8.23			42.69
MW-17	50.92	7/7/2020	11.3			39.62
MW-17	50.92	1/6/2021	10.45			40.47
MW-17	50.92	7/13/2021	8.84			42.08
MW-17	50.92	1/4/2022	11.21			39.71
MW-17C	50.17	3/15/2004	22.75			27.42
MW-17C	50.17	9/13/2004	24.56			25.61
MW-17C	50.17	7/18/2005	25.02			25.15
MW-17C	50.17	1/4/2006	26.07			24.1
MW-17C	50.17	7/27/2006	24.15			26.02
MW-17C	50.17	3/7/2007	22.51			27.66
MW-17C	50.17	7/27/2007	20.93			29.24
MW-17C	50.17	1/30/2008	21.74			28.43
MW-17C	50.17	7/15/2008	23.65			26.52
MW-17C	50.17	2/4/2009	23.72			26.45
MW-17C	50.17	7/23/2009	24.08			26.09
MW-17C	50.17	1/8/2010	21.98			28.19
MW-17C	50.17	7/12/2010	23.03			27.14
MW-17C	50.17	1/12/2011	23.16			27.01
MW-17C	50.17	7/12/2011	25.11			25.06
MW-17C	50.17	1/26/2012	24.27			25.9
MW-17C	50.17	7/9/2012	24.32			25.85
MW-17C	50.17	1/7/2013	24.76			25.41
MW-17C	50.17	7/22/2013	25.89			24.28
MW-17C	50.17	1/7/2014	25.06			25.11
MW-17C	50.17	7/15/2014	23.98			26.19
MW-17C	50.17	1/5/2015	24.62			25.55
MW-17C	50.17	8/10/2015	22.47			27.70
MW-17C	50.17	1/13/2016	21.81			28.36
MW-17C	50.17	7/6/2016	22.16			28.01
MW-17C	50.17	1/12/2017	22.67			27.50
MW-17C	50.17	7/6/2017	23.09			27.08
MW-17C	50.17	9/5/2017	23.01			27.16
MW-17C	50.17	2/11/2018	23.11			27.06
MW-17C	50.17	3/11/2018	22.21			27.96
MW-17C	50.17	5/14/2018	23.02			27.15
MW-17C	50.17	1/3/2019	22.71			27.46
MW-17C	50.17	7/9/2019	22.14			28.03
MW-17C	50.17	1/7/2020	23.21			26.96
MW-17C	50.17	7/7/2020	22.88			27.29
MW-17C	50.17	1/6/2021	22.18			27.99
MW-17C	50.17	7/13/2021	20.5			29.67
MW-17C	50.17	1/4/2022	22.11			28.06
MW-18A	51.57	3/25/1997	15.41			36.16
MW-18A	51.57	4/23/1997	15.80			35.77
MW-18A	51.57	5/13/1997	14.92			36.65
MW-18A	51.57	6/20/1997	16.02			35.55
MW-18A	51.57	9/25/1997	15.15			36.42
MW-18A	51.57	10/22/1997	16.38			35.19
MW-18A	51.57	11/25/1997	16.37			35.2
MW-18A	51.57	12/19/1997	16.11			35.46
MW-18A	51.57	1/20/1998	15.49			36.08
MW-18A	51.57	3/4/1998	15.19			36.38
MW-18A	51.57	3/18/1998	14.28			37.29
MW-18A	51.57	4/24/1998	17.53			34.04
MW-18A	51.57	5/21/1998	18.41			33.16
MW-18A	51.57	7/30/1998	18.59			32.98
MW-18A	51.57	8/25/1998	16.95			34.62

Table 1
GROUNDWATER MEASUREMENTS
Houston, TX - Wood Preserving Works

Well ID	TOC Elevation (ft)	Date	Depth to Water (ft)	Depth to DNAPL (ft BTOC)	DNAPL Thickness (ft)	GW Elevation (ft)
MW-18A	51.57	9/21/1998	16.39			35.18
MW-18A	51.57	10/26/1998	15.77			35.8
MW-18A	51.57	11/23/1998	16.26			35.31
MW-18A	51.57	1/29/1999	17.02			34.55
MW-18A	51.57	2/26/1999	17.11			34.46
MW-18A	51.57	4/29/1999	16.01			35.56
MW-18A	51.57	6/1/1999	16.11			35.46
MW-18A	51.57	7/30/1999	17.55			34.02
MW-18A	51.57	8/27/1999	16.39			35.18
MW-18A	51.57	9/27/1999	19.13			32.44
MW-18A	51.57	10/29/1999	20.50			31.07
MW-18A	51.57	11/17/1999	21.63			29.94
MW-18A	51.57	12/29/1999	19.83			31.74
MW-18A	51.57	2/4/2000	23.71			27.86
MW-18A	51.57	2/25/2000	18.80			32.77
MW-18A	51.57	3/27/2000	17.98			33.59
MW-18A	51.57	4/7/2000	17.61			33.96
MW-18A	51.57	5/31/2000	17.65			33.92
MW-18A	51.57	6/1/2000	17.60			33.97
MW-18A	51.57	7/28/2000	17.67			33.9
MW-18A	51.57	8/30/2000	20.30			31.27
MW-18A	51.57	9/19/2000	19.54			32.03
MW-18A	51.57	10/27/2000	18.75			32.82
MW-18A	51.57	11/21/2000	16.52			35.05
MW-18A	51.57	5/1/2001	17.91	27.85	7.94	33.66
MW-18A	51.57	10/1/2001	17.47			34.1
MW-18A	51.57	3/11/2002	16.68			34.89
MW-18A	51.57	9/23/2002	15.30			36.27
MW-18A	51.57	3/10/2003	15.77			35.8
MW-18A	51.57	9/23/2003	25.08			26.49
MW-18A	51.57	3/15/2004	15.58			35.99
MW-18A	51.57	9/13/2004	18.32			33.25
MW-18A	51.57	7/18/2005	14.88			36.69
MW-18A	51.57	1/4/2006	17.96			33.61
MW-18A	51.57	7/27/2006	14.15			37.42
MW-18A	51.57	3/7/2007	17.32			34.25
MW-18A	51.57	7/27/2007	15.22			36.35
MW-18A	51.57	1/30/2008	15.63			35.94
MW-18A	51.57	7/15/2008	17.43			34.14
MW-18A	51.57	2/5/2009	18.67			32.9
MW-18A	51.57	7/23/2009	19.03			32.54
MW-18A	51.57	1/8/2010	16.51			35.06
MW-18A	51.57	7/12/2010	18.11			33.46
MW-18A	51.57	1/12/2011	15.82			35.75
MW-18A	51.57	7/12/2011	19.02			32.55
MW-18A	51.57	1/26/2012	16.9			34.67
MW-18A	51.57	7/9/2012	15.06			36.51
MW-18A	51.57	1/7/2013	18.39			33.18
MW-18A	51.57	7/22/2013	18.74			32.83
MW-18A	51.57	1/7/2014	18.06			33.51
MW-18A	51.57	7/16/2014	18.14			33.43
MW-18A	51.57	1/5/2015	17.39			34.18
MW-18A	51.57	8/10/2015	15.02			36.55
MW-18A	51.57	1/13/2016	14.36			37.21
MW-18A	51.57	7/6/2016	14.71			36.86
MW-18A	51.57	1/12/2017	15.09			36.48
MW-18A	51.57	7/6/2017	15.59			35.98
MW-18A	51.57	9/5/2017	15.49			36.08
MW-18A	51.57	2/11/2018	16.62			34.95
MW-18A	51.57	3/11/2018	17.12			34.45
MW-18A	51.57	5/14/2018	17.71			33.86
MW-18A	51.57	1/3/2019	17.52			34.05
MW-18A	51.57	7/9/2019	17.51			34.06
MW-18A	51.57	1/7/2020	17.71			33.86
MW-18A	51.57	7/7/2020	16.45			35.12
MW-18A	51.57	1/6/2021	11.31			40.26
MW-18A	51.57	7/13/2021	13.22			38.35
MW-18A	51.57	1/4/2022	16.92			34.65
MW-18C	51.47	5/13/1997	29.45			22.02
MW-18C	51.47	6/20/1997	30.37			21.1
MW-18C	51.47	9/25/1997	31.53			19.94
MW-18C	51.47	10/22/1997	30.71			20.76
MW-18C	51.47	11/25/1997	30.75			20.72
MW-18C	51.47	12/19/1997	30.10			21.37
MW-18C	51.47	1/20/1998	28.30			23.17
MW-18C	51.47	3/4/1998	27.03			24.44
MW-18C	51.47	3/18/1998	26.81			24.66
MW-18C	51.47	4/9/1998	27.04			24.43

Table 1
GROUNDWATER MEASUREMENTS
Houston, TX - Wood Preserving Works

Well ID	TOC Elevation (ft)	Date	Depth to Water (ft)	Depth to DNAPL (ft BTOC)	DNAPL Thickness (ft)	GW Elevation (ft)
MW-18C	51.47	4/16/1998	27.03			24.44
MW-18C	51.47	4/24/1998	27.25			24.22
MW-18C	51.47	5/8/1998	NM			
MW-18C	51.47	5/12/1998	NM			
MW-18C	51.47	5/21/1998	27.68			23.79
MW-18C	51.47	5/25/1998	NM			
MW-18C	51.47	6/9/1998	NM			
MW-18C	51.47	6/16/1998	NM			
MW-18C	51.47	6/26/1998	NM			
MW-18C	51.47	7/2/1998	NM			
MW-18C	51.47	7/10/1998	NM			
MW-18C	51.47	7/14/1998	NM			
MW-18C	51.47	7/23/1998	NM			
MW-18C	51.47	7/30/1998	28.40			23.07
MW-18C	51.47	8/5/1998	NM			
MW-18C	51.47	8/13/1998	NM			
MW-18C	51.47	8/25/1998	28.88			22.59
MW-18C	51.47	9/15/1998	NM			
MW-18C	51.47	9/21/1998	27.94			23.53
MW-18C	51.47	9/30/1998	NM			
MW-18C	51.47	10/8/1998	NM			
MW-18C	51.47	10/16/1998	NM			
MW-18C	51.47	10/26/1998	27.62			23.85
MW-18C	51.47	11/6/1998	NM			
MW-18C	51.47	11/11/1998	26.85		0.67	24.62
MW-18C	51.47	11/19/1998	NM			
MW-18C	51.47	11/23/1998	26.21			25.26
MW-18C	51.47	12/16/1998	NM			
MW-18C	51.47	1/7/1999	NM			
MW-18C	51.47	1/15/1999	NM			
MW-18C	51.47	1/22/1999	NM			
MW-18C	51.47	1/26/1999	NM			
MW-18C	51.47	1/29/1999	25.36			26.11
MW-18C	51.47	2/4/1999	NM			
MW-18C	51.47	2/9/1999	NM			
MW-18C	51.47	2/26/1999	25.41			26.06
MW-18C	51.47	4/29/1999	26.33			25.14
MW-18C	51.47	5/21/1999	25.75			25.72
MW-18C	51.47	5/27/1999	25.76			25.71
MW-18C	51.47	6/1/1999	26.38			25.09
MW-18C	51.47	6/10/1999	25.68			25.79
MW-18C	51.47	7/30/1999	25.61			25.86
MW-18C	51.47	8/27/1999	26.51			24.96
MW-18C	51.47	9/27/1999	27.28			24.19
MW-18C	51.47	10/29/1999	27.95			23.52
MW-18C	51.47	11/17/1999	28.42			23.05
MW-18C	51.47	12/29/1999	27.26			24.21
MW-18C	51.47	2/4/2000	27.84			23.63
MW-18C	51.47	2/25/2000	27.83			23.64
MW-18C	51.47	3/27/2000	27.48			23.99
MW-18C	51.47	4/7/2000	25.80			25.67
MW-18C	51.47	5/31/2000	25.83			25.64
MW-18C	51.47	6/1/2000	25.81			25.66
MW-18C	51.47	7/28/2000	25.86			25.61
MW-18C	51.47	8/30/2000	28.42			23.05
MW-18C	51.47	9/19/2000	28.77	80.44	0.97	22.7
MW-18C	51.47	10/27/2000	28.69			22.78
MW-18C	51.47	11/21/2000	27.67			23.8
MW-18C	51.47	5/1/2001	25.20			26.27
MW-18C	51.47	10/1/2001	25.59			25.8
MW-18C	51.47	3/14/2002	24.35			27.12
MW-18C	51.47	9/25/2002	25.45			26.02
MW-18C	51.47	3/10/2003	23.60			27.87
MW-18C	51.47	9/24/2003	25.15			26.32
MW-18C	51.47	3/15/2004	24.23			27.24
MW-18C	51.47	9/13/2004	25.12	78.22	1.70	26.35
MW-18C	51.47	7/18/2005	25.50	66.20	0.30	25.97
MW-18C	51.47	1/4/2006	26.71			24.76
MW-18C	51.47	7/27/2006	24.80			26.67
MW-18C	51.47	3/7/2007	23.11			28.36
MW-18C	51.47	7/27/2007	24.80			26.67
MW-18C	51.47	1/30/2008	22.64			28.83
MW-18C	51.47	7/15/2008	24.43			27.04
MW-18C	51.47	2/5/2009	24.34			27.13
MW-18C	51.47	7/23/2009	24.61			26.86
MW-18C	51.47	1/8/2010	22.56			28.91
MW-18C	51.47	7/12/2010	23.77			27.7
MW-18C	51.47	1/12/2011	24.03			27.44

Table 1
GROUNDWATER MEASUREMENTS
Houston, TX - Wood Preserving Works

Well ID	TOC Elevation (ft)	Date	Depth to Water (ft)	Depth to DNAPL (ft BTOC)	DNAPL Thickness (ft)	GW Elevation (ft)
MW-18C	51.47	7/12/2011	25.87			25.6
MW-18C	51.47	1/26/2012	26.82			24.65
MW-18C	51.47	7/9/2012	24.82			26.65
MW-18C	51.47	1/7/2013	25.61			25.86
MW-18C	51.47	7/22/2013	26.76			24.71
MW-18C	51.47	1/7/2014	25.68			25.79
MW-18C	51.47	7/16/2014	24.60			26.87
MW-18C	51.47	1/5/2015	25.02			26.45
MW-18C	51.47	8/10/2015	23.41			28.06
MW-18C	51.47	1/13/2016	22.76			28.71
MW-18C	51.47	7/6/2016	23.12			28.35
MW-18C	51.47	1/12/2017	23.73			27.74
MW-18C	51.47	7/6/2017	24.13			27.34
MW-18C	51.47	9/5/2017	24.08			27.39
MW-18C	51.47	2/11/2018	23.7			27.77
MW-18C	51.47	3/11/2018	22.88			28.59
MW-18C	51.47	5/14/2018	23.47			28.00
MW-18C	51.47	1/3/2019	23.01			28.46
MW-18C	51.47	7/9/2019	23.08			28.39
MW-18C	51.47	1/7/2020	23.54			27.93
MW-18C	51.47	7/7/2020	23.48			27.99
MW-18C	51.47	1/6/2021	22.85			28.62
MW-18C	51.47	7/13/2021	21.3			30.17
MW-18C	51.47	1/4/2022	22.74			28.73
MW-19C	53.05	11/23/1998	28.84			24.21
MW-19C	53.05	1/29/1999	28.21			24.84
MW-19C	53.05	2/26/1999	28.28			24.77
MW-19C	53.05	3/16/1999	28.31			24.74
MW-19C	53.05	4/29/1999	28.56			24.49
MW-19C	53.05	6/1/1999	28.48			24.57
MW-19C	53.05	7/30/1999	30.00			23.05
MW-19C	53.05	8/27/1999	28.61			24.44
MW-19C	53.05	9/27/1999	29.72			23.33
MW-19C	53.05	10/29/1999	30.46			22.59
MW-19C	53.05	11/17/1999	30.76			22.29
MW-19C	53.05	12/29/1999	29.44			23.61
MW-19C	53.05	2/4/2000	30.22			22.83
MW-19C	53.05	2/25/2000	29.93			23.12
MW-19C	53.05	3/27/2000	29.80			23.25
MW-19C	53.05	4/7/2000	28.40			24.65
MW-19C	53.05	5/31/2000	28.44			24.61
MW-19C	53.05	6/1/2000	28.33			24.72
MW-19C	53.05	7/28/2000	28.37			24.68
MW-19C	53.05	8/30/2000	29.99			23.06
MW-19C	53.05	9/19/2000	30.97			22.08
MW-19C	53.05	10/27/2000	28.49			24.56
MW-19C	53.05	11/21/2000	29.88			23.17
MW-19C	53.05	5/1/2001	27.61	71.55	3.56	25.44
MW-19C	53.05	10/1/2001	27.84			25.21
MW-19C	53.05	3/11/2002	26.68			26.37
MW-19C	53.05	9/23/2002	27.66			25.39
MW-19C	53.05	3/10/2003	25.77			27.28
MW-19C	53.05	9/23/2003	27.21			25.84
MW-19C	53.05	3/15/2004	25.36			27.69
MW-19C	53.05	9/13/2004	27.20			25.85
MW-19C	53.05	7/18/2005	27.71			25.34
MW-19C	53.05	1/4/2006	28.78			24.27
MW-19C	53.05	7/27/2006	26.91			26.14
MW-19C	53.05	3/7/2007	25.22			27.83
MW-19C	53.05	7/27/2007	23.71			29.34
MW-19C	53.05	1/31/2008	24.57			28.48
MW-19C	53.05	7/15/2008	26.38			26.67
MW-19C	53.05	2/4/2009	26.44			26.61
MW-19C	53.05	7/23/2009	26.81			26.24
MW-19C	53.05	1/9/2010	24.47			28.58
MW-19C	53.05	7/12/2010	25.67			27.38
MW-19C	53.05	1/12/2011	25.86			27.19
MW-19C	53.05	7/12/2011	27.81			25.24
MW-19C	53.05	1/26/2012	26.74			26.31
MW-19C	53.05	7/9/2012	27.26			25.79
MW-19C	53.05	1/7/2013	27.73			25.32
MW-19C	53.05	7/22/2013	28.58			24.47
MW-19C	53.05	1/7/2014	27.71			25.34
MW-19C	53.05	7/15/2014	26.65			26.40
MW-19C	53.05	1/5/2015	27.34			25.71
MW-19C	53.05	8/10/2015	25.21			27.84
MW-19C	53.05	1/13/2016	24.68			28.37
MW-19C	53.05	7/6/2016	NM			

Table 1
GROUNDWATER MEASUREMENTS
Houston, TX - Wood Preserving Works

Well ID	TOC Elevation (ft)	Date	Depth to Water (ft)	Depth to DNAPL (ft BTOC)	DNAPL Thickness (ft)	GW Elevation (ft)
MW-19C	53.05	2/11/2018	21.74			31.31
MW-19C	53.05	3/11/2018	24.74			28.31
MW-19C	53.05	5/14/2018	25.72			27.33
MW-19C	53.05	1/3/2019	25.03			28.02
MW-19C	53.05	7/9/2019	24.58			28.47
MW-19C	53.05	1/8/2020	25.71			27.34
MW-19C	53.05	7/7/2020	25.55			27.50
MW-19C	53.05	1/4/2021	24.84			28.21
MW-19C	53.05	7/13/2021	23.11			29.94
MW-19C	53.05	1/4/2022	24.81			28.24
MW-20A	50.43	11/23/1998	8.31			42.116
MW-20A	50.43	1/29/1999	8.70			41.726
MW-20A	50.43	2/26/1999	8.81			41.616
MW-20A	50.43	3/16/1999	9.26			41.166
MW-20A	50.43	4/29/1999	9.33			41.096
MW-20A	50.43	6/1/1999	9.30			41.126
MW-20A	50.43	7/30/1999	10.91			39.516
MW-20A	50.43	8/27/1999	9.56			40.866
MW-20A	50.43	9/27/1999	10.79			39.636
MW-20A	50.43	10/29/1999	11.96			38.466
MW-20A	50.43	11/17/1999	13.06			37.366
MW-20A	50.43	12/29/1999	11.11			39.316
MW-20A	50.43	2/4/2000	14.89			35.536
MW-20A	50.43	2/25/2000	10.33			40.096
MW-20A	50.43	3/27/2000	10.79			39.636
MW-20A	50.43	4/7/2000	10.41			40.016
MW-20A	50.43	5/31/2000	10.46			39.966
MW-20A	50.43	6/1/2000	10.41			40.016
MW-20A	50.43	7/28/2000	10.47			39.956
MW-20A	50.43	8/30/2000	12.56			37.866
MW-20A	50.43	9/19/2000	13.68			36.746
MW-20A	50.43	10/27/2000	11.01			39.416
MW-20A	50.43	11/21/2000	10.64			39.786
MW-20A	50.43	5/1/2001	9.40			41.03
MW-20A	50.43	10/1/2001	10.42			40.01
MW-20A	50.43	3/11/2002	8.59			41.836
MW-20A	50.43	9/23/2002	8.51			41.916
MW-20A	50.43	3/10/2003	7.42			43.006
MW-20A	50.43	9/23/2003	7.95			42.476
MW-20A	50.43	3/15/2004	7.72			42.706
MW-20A	50.43	9/13/2004	10.22			40.206
MW-20A	50.43	7/18/2005	9.88			40.546
MW-20A	50.43	1/4/2006	11.72			38.706
MW-20A	50.43	7/27/2006	8.59			41.836
MW-20A	50.43	3/7/2007	8.91			41.516
MW-20A	50.43	7/27/2007	7.63			42.796
MW-20A	50.43	1/30/2008	7.91			42.516
MW-20A	50.43	7/15/2008	10.05			40.376
MW-20A	50.43	2/4/2009	10.18			40.246
MW-20A	50.43	7/23/2009	10.47			39.956
MW-20A	50.43	1/9/2010	8.23			42.196
MW-20A	50.43	7/12/2010	10.62			39.806
MW-20A	50.43	1/12/2011	8.76			41.666
MW-20A	50.43	7/12/2011	12.53			37.896
MW-20A	50.43	1/26/2012	11.61			38.816
MW-20A	50.43	7/9/2012	9.18			41.246
MW-20A	50.43	1/7/2013	10.66			39.766
MW-20A	50.43	7/22/2013	12.17			38.256
MW-20A	50.43	1/7/2014	11.62			38.806
MW-20A	50.43	7/15/2014	9.83			40.60
MW-20A	50.43	1/5/2015	11.09			39.34
MW-20A	50.43	8/10/2015	9.34			41.09
MW-20A	50.43	7/6/2017	8.12			42.31
MW-20A	50.43	9/6/2017	8.06			42.37
MW-20A	50.43	2/11/2018	9.22			41.21
MW-20A	50.43	3/11/2018	9.03			41.396
MW-20A	50.43	5/14/2018	9.89			40.536
MW-20A	50.43	1/3/2019	9.26			41.17
MW-20A	50.43	7/9/2019	9.04			41.386
MW-20A	50.43	1/7/2020	9.06			41.366
MW-20A	50.43	1/6/2021	8.21			42.216
MW-20A	50.43	7/13/2021	6.71			43.72
MW-20A	50.43	1/4/2022	8.91			41.52
MW-21C	49.05	11/23/1998	27.83			21.223
MW-21C	49.05	1/29/1999	27.11			21.943
MW-21C	49.05	2/26/1999	27.26			21.793
MW-21C	49.05	3/16/1999	27.42			21.633
MW-21C	49.05	4/29/1999	27.99			21.063

Table 1
GROUNDWATER MEASUREMENTS
Houston, TX - Wood Preserving Works

Well ID	TOC Elevation (ft)	Date	Depth to Water (ft)	Depth to DNAPL (ft BTOC)	DNAPL Thickness (ft)	GW Elevation (ft)
MW-21C	49.05	6/1/1999	27.80			21.253
MW-21C	49.05	7/30/1999	29.00			20.053
MW-21C	49.05	8/27/1999	27.99			21.063
MW-21C	49.05	9/27/1999	28.43			20.623
MW-21C	49.05	10/29/1999	29.12			19.933
MW-21C	49.05	11/18/1999	29.25			19.803
MW-21C	49.05	12/29/1999	10.89			38.163
MW-21C	49.05	2/4/2000	28.94			20.113
MW-21C	49.05	2/25/2000	11.43			37.623
MW-21C	49.05	3/27/2000	28.13			20.923
MW-21C	49.05	4/7/2000	26.79			22.263
MW-21C	49.05	5/31/2000	26.83			22.223
MW-21C	49.05	6/1/2000	26.83			22.223
MW-21C	49.05	7/28/2000	26.88			22.173
MW-21C	49.05	8/30/2000	29.91			19.143
MW-21C	49.05	9/19/2000	29.15			19.903
MW-21C	49.05	10/27/2000	30.21			18.843
MW-21C	49.05	11/21/2000	28.33			20.723
MW-21C	49.05	5/1/2001	26.01			23.04
MW-21C	49.05	10/1/2001	26.05			23
MW-21C	49.05	3/11/2002	24.80			24.253
MW-21C	49.05	9/23/2002	25.50			23.553
MW-21C	49.05	3/10/2003	23.82			25.233
MW-21C	49.05	9/23/2003	25.08			23.973
MW-21C	49.05	3/15/2004	23.48			25.573
MW-21C	49.05	9/13/2004	25.44			23.613
MW-21C	49.05	7/18/2005	25.33			23.723
MW-21C	49.05	1/4/2006	26.44			22.613
MW-21C	49.05	7/27/2006	24.55			24.503
MW-21C	49.05	3/7/2007	22.91			26.143
MW-21C	49.05	7/27/2007	21.29			27.763
MW-21C	49.05	1/29/2008	22.09			26.963
MW-21C	49.05	7/15/2008	23.31			25.743
MW-21C	49.05	2/4/2009	24.03			25.023
MW-21C	49.05	7/24/2009	24.29			24.763
MW-21C	49.05	1/9/2010	21.89			27.163
MW-21C	49.05	7/12/2010	23.01			26.043
MW-21C	49.05	1/12/2011	23.21			25.843
MW-21C	49.05	7/12/2011	25.09			23.963
MW-21C	49.05	1/26/2012	24.48			24.573
MW-21C	49.05	7/9/2012	23.39			25.663
MW-21C	49.05	1/7/2013	25.17			23.883
MW-21C	49.05	7/22/2013	26.49			22.563
MW-21C	49.05	1/7/2014	25.94			23.113
MW-21C	49.05	7/15/2014	24.61			24.44
MW-21C	49.05	1/5/2015	25.31			23.74
MW-21C	49.05	8/10/2015	23.37			25.68
MW-21C	49.05	1/13/2016	22.71			26.34
MW-21C	49.05	7/6/2016	23.04			26.01
MW-21C	49.05	1/12/2017	23.59			25.46
MW-21C	49.05	7/6/2017	24.02			25.03
MW-21C	49.05	9/5/2017	23.96			25.09
MW-21C	49.05	2/11/2018	24.08			24.97
MW-21C	49.05	3/11/2018	23.07			25.98
MW-21C	49.05	5/14/2018	23.97			25.08
MW-21C	49.05	1/3/2019	23.17			25.88
MW-21C	49.05	7/9/2019	23.11			25.943
MW-21C	49.05	1/7/2020	23.46			25.59
MW-21C	49.05	7/8/2020	23.36			25.69
MW-21C	49.05	1/6/2021	22.41			26.64
MW-21C	49.05	7/13/2021	20.62			28.43
MW-21C	49.05	1/4/2022	22.71			26.34
MW-22A	46.07	11/23/1998	NM			
MW-22A	46.07	1/29/1999	2.10			43.969
MW-22A	46.07	2/26/1999	2.21			43.859
MW-22A	46.07	3/16/1999	2.65			43.419
MW-22A	46.07	4/29/1999	2.71			43.359
MW-22A	46.07	6/1/1999	2.68			43.389
MW-22A	46.07	7/30/1999	4.12			41.949
MW-22A	46.07	8/27/1999	2.81			43.259
MW-22A	46.07	9/27/1999	8.53			37.539
MW-22A	46.07	10/29/1999	10.23			35.839
MW-22A	46.07	11/18/1999	9.92			36.149
MW-22A	46.07	12/29/1999	9.56			36.509
MW-22A	46.07	2/4/2000	12.31			33.759
MW-22A	46.07	2/25/2000	8.72			37.349

Table 1
GROUNDWATER MEASUREMENTS
Houston, TX - Wood Preserving Works

Well ID	TOC Elevation (ft)	Date	Depth to Water (ft)	Depth to DNAPL (ft BTOC)	DNAPL Thickness (ft)	GW Elevation (ft)
MW-22A	46.07	3/27/2000	6.30			39.769
MW-22A	46.07	4/7/2000	6.03			40.039
MW-22A	46.07	5/31/2000	6.12			39.949
MW-22A	46.07	6/1/2000	6.00			40.069
MW-22A	46.07	7/28/2000	6.13			39.939
MW-22A	46.07	8/30/2000	9.09			36.979
MW-22A	46.07	9/19/2000	10.12			35.949
MW-22A	46.07	10/27/2000	8.64			37.429
MW-22A	46.07	11/21/2000	7.69			38.379
MW-22A	46.07	5/1/2001	5.15			40.92
MW-22A	46.07	10/1/2001	5.49			40.58
MW-22A	46.07	3/11/2002	2.34			43.729
MW-22A	46.07	9/23/2002	2.11			43.959
MW-22A	46.07	3/10/2003	1.68			44.389
MW-22A	46.07	9/23/2003	2.30			43.769
MW-22A	46.07	3/15/2004	2.05			44.019
MW-22A	46.07	9/14/2004	6.89			39.179
MW-22A	46.07	7/18/2005	3.65			42.419
MW-22A	46.07	1/6/2006	7.29			38.779
MW-22A	46.07	7/27/2006	1.65			44.419
MW-22A	46.07	3/7/2007	NM			
MW-22A	46.07	7/27/2007	2.84			43.229
MW-22A	46.07	1/29/2008	1.05			45.019
MW-22A	46.07	7/14/2008	5.33			40.739
MW-22A	46.07	2/3/2009	5.24			40.829
MW-22A	46.07	7/23/2009	5.91			40.159
MW-22A	46.07	1/9/2010	1.32			44.749
MW-22A	46.07	7/12/2010	6.52			39.549
MW-22A	46.07	1/12/2011	3.21			42.859
MW-22A	46.07	7/11/2011	8.39			37.679
MW-22A	46.07	1/27/2012	0.98			45.089
MW-22A	46.07	7/10/2012	1.74			44.326
MW-22A	46.07	1/8/2013	3.09			42.979
MW-22A	46.07	7/22/2013	NM			
MW-22A	46.07	1/7/2014	3.81			42.26
MW-22A	46.07	7/15/2014	3.22			42.85
MW-22A	46.07	1/5/2015	NM			
MW-22A	46.07	8/10/2015	NM			
MW-22A	46.07	1/13/2016	NM			
MW-22A	46.07	7/6/2016	NM			
MW-22A	46.07	1/12/2017	NM			
MW-22A	46.07	7/6/2017	NM			
MW-22A	46.07	9/5/2017	NM	REPLACED		
MW-22AR	45.56	2/11/2018	3.43			42.13
MW-22AR	45.56	3/11/2018	2.24			43.32
MW-22AR	45.56	5/14/2018	4.41			41.15
MW-22AR	45.56	7/2/2018	4.48			41.08
MW-22AR	45.56	1/3/2019	3.67			41.89
MW-22AR	45.56	7/9/2019	3.96			41.60
MW-22AR	45.56	2/10/2020	1.55			44.01
MW-22AR	45.56	7/7/2020	1.79			43.77
MW-22AR	45.56	1/4/2021	1.91			43.65
MW-22AR	45.56	7/6/2021	0			45.56
MW-22AR	45.56	1/5/2022	0.33			45.23
MW-22B	45.86	11/23/1998	2.25			43.606
MW-22B	45.86	1/29/1999	2.28			43.576
MW-22B	45.86	2/26/1999	2.34			43.516
MW-22B	45.86	3/16/1999	2.42			43.436
MW-22B	45.86	4/29/1999	2.56			43.296
MW-22B	45.86	6/1/1999	2.60			43.256
MW-22B	45.86	7/30/1999	4.31			41.546
MW-22B	45.86	8/27/1999	2.83			43.026
MW-22B	45.86	9/27/1999	8.45			37.406
MW-22B	45.86	10/29/1999	10.11			35.746
MW-22B	45.86	11/18/1999	9.75			36.106
MW-22B	45.86	12/29/1999	9.43			36.426
MW-22B	45.86	2/4/2000	12.56			33.296
MW-22B	45.86	2/25/2000	8.63			37.226
MW-22B	45.86	3/27/2000	6.00			39.856
MW-22B	45.86	4/7/2000	5.64			40.216
MW-22B	45.86	5/31/2000	5.69			40.166
MW-22B	45.86	6/1/2000	5.61			40.246
MW-22B	45.86	7/28/2000	5.67			40.186
MW-22B	45.86	8/30/2000	8.57			37.286
MW-22B	45.86	9/19/2000	9.94			35.916
MW-22B	45.86	10/27/2000	7.03			38.826

Table 1
GROUNDWATER MEASUREMENTS
Houston, TX - Wood Preserving Works

Well ID	TOC Elevation (ft)	Date	Depth to Water (ft)	Depth to DNAPL (ft BTOC)	DNAPL Thickness (ft)	GW Elevation (ft)
MW-22B	45.86	11/21/2000	7.63			38.226
MW-22B	45.86	5/1/2001	4.93			40.93
MW-22B	45.86	10/1/2001	5.40			40.46
MW-22B	45.86	3/11/2002	1.75			44.106
MW-22B	45.86	9/23/2002	2.11			43.746
MW-22B	45.86	3/10/2003	1.02			44.836
MW-22B	45.86	9/23/2003	2.99			42.866
MW-22B	45.86	3/15/2004	1.20			44.656
MW-22B	45.86	9/14/2004	NM			
MW-22B	45.86	7/18/2005	NM			
MW-22B	45.86	1/6/2006	7.05			38.806
MW-22B	45.86	7/27/2006	1.58			44.276
MW-22B	45.86	3/7/2007	NM			
MW-22B	45.86	7/27/2007	2.85			43.006
MW-22B	45.86	1/29/2008	0.85			45.006
MW-22B	45.86	7/14/2008	5.45			40.406
MW-22B	45.86	2/3/2009	4.78			41.076
MW-22B	45.86	7/23/2009	5.39			40.466
MW-22B	45.86	1/9/2010	3.27			42.586
MW-22B	45.86	7/12/2010	6.21			39.646
MW-22B	45.86	1/12/2011	0.37			45.486
MW-22B	45.86	7/11/2011	8.32			37.536
MW-22B	45.86	1/27/2012	0.06			45.796
MW-22B	45.86	7/10/2012	1.27			44.586
MW-22B	45.86	1/8/2013	NM			
MW-22B	45.86	7/22/2013	NM			
MW-22B	45.86	1/7/2014	4.14			41.716
MW-22B	45.86	7/15/2014	3.79			42.07
MW-22B	45.86	1/5/2015	3.87			41.99
MW-22B	45.86	8/10/2015	2.62			43.24
MW-22B	45.86	1/13/2016	2.09			43.77
MW-22B	45.86	7/6/2016	NM			
MW-22B	45.86	1/12/2017	NM			
MW-22B	45.86	7/6/2017	NM			
MW-22B	45.86	9/5/2017	NM	REPLACED		
MW-22BR	45.71	2/11/2018	4.14			41.57
MW-22BR	45.71	3/12/2018	3.29			42.42
MW-22BR	45.71	5/14/2018	5.27			40.44
MW-22BR	45.71	7/2/2018	5.39			40.32
MW-22BR	45.71	1/3/2019	4.29			41.42
MW-22BR	45.71	7/9/2019	4.41			41.3
MW-22BR	45.71	2/10/2020	1.44			44.27
MW-22BR	45.71	7/7/2020	2.92			42.79
MW-22BR	45.71	1/4/2021	0.89			44.82
MW-22BR	45.71	7/6/2021	0			45.71
MW-22BR	45.71	1/5/2022	1.26			44.45
MW-23C	51.91	11/23/1998	27.41			24.504
MW-23C	51.91	1/29/1999	26.80			25.114
MW-23C	51.91	2/26/1999	26.88			25.034
MW-23C	51.91	3/16/1999	26.93			24.984
MW-23C	51.91	4/29/1999	27.09			24.824
MW-23C	51.91	6/1/1999	27.00			24.914
MW-23C	51.91	7/30/1999	29.55			22.364
MW-23C	51.91	8/27/1999	27.29			24.624
MW-23C	51.91	9/27/1999	28.40			23.514
MW-23C	51.91	10/29/1999	29.11			22.804
MW-23C	51.91	11/17/1999	29.49			22.424
MW-23C	51.91	12/29/1999	28.46			23.454
MW-23C	51.91	2/4/2000	28.96			22.954
MW-23C	51.91	2/25/2000	28.96			22.954
MW-23C	51.91	3/27/2000	28.61			23.304
MW-23C	51.91	4/7/2000	27.10			24.814
MW-23C	51.91	5/31/2000	27.15			24.764
MW-23C	51.91	6/1/2000	27.11			24.804
MW-23C	51.91	7/28/2000	27.15			24.764
MW-23C	51.91	8/30/2000	29.96			21.954
MW-23C	51.91	9/19/2000	29.77			22.144
MW-23C	51.91	10/27/2000	28.44			23.474
MW-23C	51.91	11/21/2000	28.61			23.304
MW-23C	51.91	5/1/2001	26.26			25.65
MW-23C	51.91	10/1/2001	26.50		0.60	25.41
MW-23C	51.91	3/11/2002	25.33			26.584
MW-23C	51.91	9/23/2002	26.43			25.484
MW-23C	51.91	3/10/2003	24.53			27.384
MW-23C	51.91	9/23/2003	25.95			25.964
MW-23C	51.91	3/15/2004	24.15			27.764
MW-23C	51.91	9/13/2004	25.97			25.944
MW-23C	51.91	7/18/2005	26.46			25.454

Table 1
GROUNDWATER MEASUREMENTS
Houston, TX - Wood Preserving Works

Well ID	TOC Elevation (ft)	Date	Depth to Water (ft)	Depth to DNAPL (ft BTOC)	DNAPL Thickness (ft)	GW Elevation (ft)
MW-23C	51.91	1/4/2006	27.53			24.384
MW-23C	51.91	3/7/2007	23.96			27.954
MW-23C	51.91	7/27/2007	22.41			29.504
MW-23C	51.91	1/31/2008	23.22	75.98	1.71	28.694
MW-23C	48.89[1]	2/4/2009	22.11	72.05	1.47	26.78
MW-23C	48.89[1]	7/23/2009	22.93	73.01	0.51	25.961
MW-23C	48.89[1]	1/9/2010	20.29	71.8	1.72	28.601
MW-23C	48.89[1]	5/27/2010	22.81	71.5	2.02	26.081
MW-23C	48.89[1]	6/28/2010	22.93	72.15	1.37	25.961
MW-23C	48.89[1]	7/12/2010	21.41	72.4	1.12	27.481
MW-23C	48.89[1]	8/31/2010	21.61	72.65	0.87	27.281
MW-23C	48.89[1]	1/12/2011	21.7	71.25	1.45	27.191
MW-23C	48.89	7/12/2011	23.11	70.65	2.05	25.782
MW-23C	48.89	1/26/2012	22.81	71.57	1.13	26.082
MW-23C	48.89	7/9/2012	22.31	71.45	1.25	26.582
MW-23C	48.89	1/7/2013	23.32	71.06	1.64	25.572
MW-23C	48.89	7/22/2013	24.38			24.512
MW-23C	48.89	1/7/2014	23.51	70.8	2.30	25.38
MW-23C	48.89	7/15/2014	24.06	70.96	2.14	24.83
MW-23C	48.89	1/5/2015	22.47	71.72	1.08	26.42
MW-23C	48.89	8/10/2015	19.34	72.17	0.63	29.55
MW-23C	48.89	1/13/2016	23.16	71.91	0.89	25.73
MW-23C	48.89	7/6/2016	23.09	71.56	1.24	25.80
MW-23C	48.89	1/12/2017	23.74	71.81	0.99	25.15
MW-23C	54.16	7/6/2017	23.61	77.27	0.53	30.55
MW-23C	54.16	9/5/2017	23.67	77.29	0.51	30.49
MW-23C	54.16	2/7/2018	23.86	77.46	0.34	30.30
MW-23C	54.16	3/11/2018	23.99	77.41	0.39	30.17
MW-23C	54.16	5/14/2018	25.02	77.49	0.31	29.14
MW-23C	54.16	1/3/2019	24.29	77.31	0.49	29.87
MW-23C	54.16	7/9/2019	24.42	76.99	0.81	29.74
MW-23C	54.16	1/9/2020	26.59	75.3	1.50	27.57
MW-23C	54.16	7/7/2020	26.51	76.7	0.10	27.65
MW-23C	54.16	1/6/2021	25.85			28.31
MW-23C	54.16	7/13/2021	24.2	75.48	1.32	29.96
MW-23C	54.16	1/4/2022	25.87			28.29
MW-24A	45.79	3/27/2000	7.87			37.92
MW-24A	45.79	4/7/2000	7.63			38.16
MW-24A	45.79	5/31/2000	7.65			38.14
MW-24A	45.79	6/1/2000	7.43			38.36
MW-24A	45.79	7/28/2000	7.60			38.19
MW-24A	45.79	8/30/2000	10.44			35.35
MW-24A	45.79	9/19/2000	10.57			35.22
MW-24A	45.79	10/27/2000	NM			NM
MW-24A	45.79	11/21/2000	7.09			38.7
MW-24A	45.79	5/1/2001	6.72			39.07
MW-24A	45.79	10/1/2001	7.81			37.98
MW-24A	45.79	3/11/2002	3.91			41.88
MW-24A	45.79	9/23/2002	5.04			40.75
MW-24A	45.79	3/10/2003	2.76			43.03
MW-24A	45.79	9/23/2003	4.66			41.13
MW-24A	45.79	3/15/2004	3.10			42.69
MW-24A	45.79	9/14/2004	8.24			37.55
MW-24A	45.79	7/18/2005	6.03			39.76
MW-24A	45.79	1/6/2006	8.93			36.86
MW-24A	45.79	7/27/2006	4.21			41.58
MW-24A	45.79	3/7/2007	3.86			41.93
MW-24A	45.79	1/30/2008	NM			NM
MW-24AR	45.65	2/5/2009	5.18			40.47
MW-24AR	45.65	7/23/2009	7.36			38.29
MW-24AR	45.65	1/9/2010	3.72			41.93
MW-24AR	45.65	7/12/2010	4.29			41.36
MW-24AR	45.65	1/13/2011	3.58			42.07
MW-24AR	45.65	7/11/2011	6.38			39.27
MW-24AR	45.65	1/27/2012	4.59			41.06
MW-24AR	45.65	7/10/2012	4.38			41.27
MW-24AR	45.65	1/8/2013	5.59			40.06
MW-24AR	45.65	7/23/2013	10.14	71.06		35.51
MW-24AR	45.65	1/8/2014	7.11			38.54
MW-24AR	45.65	1/5/2015	NM			NM
MW-24AR	45.65	7/6/2016	NM			NM
MW-24B	46.06	3/27/2000	11.91			34.15
MW-24B	46.06	4/7/2000	11.60			34.46
MW-24B	46.06	5/31/2000	11.63			34.43
MW-24B	46.06	6/1/2000	11.51			34.55
MW-24B	46.06	7/28/2000	11.69			34.37
MW-24B	46.06	8/30/2000	13.91			32.15
MW-24B	46.06	9/19/2000	14.72			31.34

Table 1
GROUNDWATER MEASUREMENTS
Houston, TX - Wood Preserving Works

Well ID	TOC Elevation (ft)	Date	Depth to Water (ft)	Depth to DNAPL (ft BTOC)	DNAPL Thickness (ft)	GW Elevation (ft)
MW-24B	46.06	10/27/2000	12.44			33.62
MW-24B	46.06	11/21/2000	11.38			34.68
MW-24B	46.06	5/1/2001	10.71			35.35
MW-24B	46.06	10/1/2001	11.75			34.31
MW-24B	46.06	3/11/2002	9.01			37.05
MW-24B	46.06	9/23/2002	9.69			36.37
MW-24B	46.06	3/10/2003	7.83			38.23
MW-24B	46.06	9/23/2003	8.98			37.08
MW-24B	46.06	3/15/2004	7.33			38.73
MW-24B	46.06	9/14/2004	9.24			36.82
MW-24B	46.06	7/18/2005	9.54			36.52
MW-24B	46.06	1/6/2006	11.86			34.2
MW-24B	46.06	7/27/2006	10.50			35.56
MW-24B	46.06	3/7/2007	8.88			37.18
MW-24B	46.06	7/27/2007	9.85			36.21
MW-24B	46.06	1/28/2008	7.37			38.69
MW-24B	46.06	7/14/2008	11.41			34.65
MW-24B	46.06	2/3/2009	11.18			34.88
MW-24B	46.06	7/23/2009	12.26			33.8
MW-24B	46.06	1/9/2010	9.89			36.17
MW-24B	46.06	7/12/2010	12.82			33.24
MW-24B	46.06	1/13/2011	11.1			34.96
MW-24B	46.06	7/11/2011	14.09			31.97
MW-24B	46.06	1/27/2012	11.36			34.7
MW-24B	46.06	7/10/2012	10.49			35.57
MW-24B	46.06	1/8/2013	12.96			33.1
MW-24B	46.06	7/23/2013	8.49			37.57
MW-24B	46.06	1/5/2015	NM			NM
MW-24C	46.05	3/27/2000	25.77			20.28
MW-24C	46.05	4/7/2000	24.27			21.78
MW-24C	46.05	5/31/2000	24.30			21.75
MW-24C	46.05	6/1/2000	24.22			21.83
MW-24C	46.05	7/28/2000	24.26			21.79
MW-24C	46.05	8/30/2000	27.34			18.71
MW-24C	46.05	9/19/2000	26.59			19.46
MW-24C	46.05	10/27/2000	27.64			18.41
MW-24C	46.05	11/21/2000	25.43			20.62
MW-24C	46.05	5/1/2001	23.90			22.15
MW-24C	46.05	10/1/2001	23.71			22.34
MW-24C	46.05	3/11/2002	22.40			23.65
MW-24C	46.05	9/23/2002	23.04			23.01
MW-24C	46.05	3/10/2003	21.71			24.34
MW-24C	46.05	9/23/2003	23.04			23.01
MW-24C	46.05	3/15/2004	21.45			24.6
MW-24C	46.05	9/14/2004	22.45			23.6
MW-24C	46.05	7/18/2005	22.19			23.86
MW-24C	46.05	1/6/2006	23.57			22.48
MW-24C	46.05	7/27/2006	22.61			23.44
MW-24C	46.05	3/7/2007	21.07			24.98
MW-24C	46.05	7/27/2007	19.62			26.43
MW-24C	46.05	1/28/2008	19.43			26.62
MW-24C	46.05	7/14/2008	20.63			25.42
MW-24C	46.05	2/3/2009	21.68			24.37
MW-24C	46.05	7/23/2009	23.07			22.98
MW-24C	46.05	1/9/2010	20.46			25.59
MW-24C	46.05	7/12/2010	20.44			25.61
MW-24C	46.05	1/13/2011	20.26			25.79
MW-24C	46.05	7/11/2011	21.59			24.46
MW-24C	46.05	1/27/2012	21.23			24.82
MW-24C	46.05	7/10/2012	20.81			25.24
MW-24C	46.05	1/8/2013	22.42			23.63
MW-24C	46.05	7/23/2013	23.81			22.24
MW-24C	46.05	1/5/2015	NM			
MW-25A	44.65	3/27/2000	9.15			35.5
MW-25A	44.65	4/7/2000	8.79			35.86
MW-25A	44.65	5/31/2000	8.81			35.84
MW-25A	44.65	6/1/2000	8.86			35.79
MW-25A	44.65	7/28/2000	8.84			35.81
MW-25A	44.65	8/30/2000	11.43			33.22
MW-25A	44.65	9/19/2000	11.12			33.53
MW-25A	44.65	10/27/2000	10.09			34.56
MW-25A	44.65	11/21/2000	8.10			36.55
MW-25A	44.65	5/1/2001	8.94			35.71
MW-25A	44.65	10/1/2001	8.81			35.84
MW-25A	44.65	3/11/2002	7.23			37.42
MW-25A	44.65	9/23/2002	5.65			39
MW-25A	44.65	3/10/2003	5.84			38.81
MW-25A	44.65	9/23/2003	5.35			39.3

Table 1
GROUNDWATER MEASUREMENTS
Houston, TX - Wood Preserving Works

Well ID	TOC Elevation (ft)	Date	Depth to Water (ft)	Depth to DNAPL (ft BTOC)	DNAPL Thickness (ft)	GW Elevation (ft)
MW-25A	44.65	3/15/2004	5.75			38.9
MW-25A	44.65	9/14/2004	7.00			37.65
MW-25A	44.65	7/18/2005	6.42			38.23
MW-25A	44.65	1/6/2006	9.29			35.36
MW-25A	44.65	7/27/2006	5.10			39.55
MW-25A	44.65	3/7/2007	4.76			39.89
MW-25A	44.65	7/27/2007	4.22			40.43
MW-25A	44.65	1/28/2008	4.25			40.4
MW-25A	44.65	7/14/2008	8.59			36.06
MW-25A	44.65	2/3/2009	8.90			35.75
MW-25A	44.65	7/23/2009	8.71			35.94
MW-25A	44.65	1/9/2010	6.84			37.81
MW-25A	44.65	7/12/2010	7.78			36.87
MW-25A	44.65	1/12/2011	6.26			38.39
MW-25A	44.65	7/11/2011	10.22			34.43
MW-25A	44.65	1/27/2012	5.24			39.41
MW-25A	44.65	7/10/2012	4.56			40.09
MW-25A	44.65	1/8/2013	8.62			36.03
MW-25A	44.65	7/23/2013	9.37			35.28
MW-25A	44.65	1/8/2014	8.92			35.73
MW-25A	44.65	7/16/2014	8.61			36.04
MW-25A	44.65	1/5/2015	8.71			35.94
MW-25A	44.65	8/10/2015	6.94			37.71
MW-25A	44.65	1/13/2016	6.07			38.58
MW-25A	44.65	7/6/2016	6.62			38.03
MW-25A	44.65	1/12/2017	6.98			37.67
MW-25A	44.65	7/6/2017	7.31			37.34
MW-25A	44.65	9/5/2017	7.16			37.49
MW-25A	44.65	2/11/2018	5.71			38.94
MW-25A	44.65	3/12/2018	6.06			38.59
MW-25A	44.65	5/14/2018	7.49			37.16
MW-25A	44.65	1/3/2019	6.84			37.81
MW-25A	44.65	7/9/2019	6.77			37.88
MW-25A	44.65	1/7/2020	8.01			36.64
MW-25A	44.65	7/7/2020	0.21			44.44
MW-25A	44.65	1/4/2021	5.51			39.14
MW-25A	44.65	7/13/2021	2.91			41.74
MW-25A	44.65	1/4/2022	7.02			37.63
MW-25C	44.49	3/27/2000	19.92			24.57
MW-25C	44.49	4/7/2000	19.50			24.99
MW-25C	44.49	5/31/2000	19.56			24.93
MW-25C	44.49	6/1/2000	19.51			24.98
MW-25C	44.49	7/28/2000	19.54			24.95
MW-25C	44.49	8/30/2000	22.14			22.35
MW-25C	44.49	9/19/2000	21.30	66.73	0.90	23.19
MW-25C	44.49	10/27/2000	20.63			23.86
MW-25C	44.49	11/21/2000	27.63			16.86
MW-25C	44.49	5/1/2001	18.14			26.35
MW-25C	44.49	10/1/2001	18.29		0.40	26.2
MW-25C	44.49	3/14/2002	17.39	64.32	4.13	27.1
MW-25C	44.49	9/23/2002	17.81	61.41	6.00	26.68
MW-25C	44.49	3/10/2003	16.73			27.76
MW-25C	44.49	9/23/2003	22.35			22.14
MW-25C	44.49	3/15/2004	16.15			28.34
MW-25C	44.49	9/14/2004	17.00	60.14	2.56	27.49
MW-25C	44.49	7/18/2005	15.57			28.92
MW-25C	44.49	1/6/2006	18.49			26
MW-25C	44.49	7/27/2006	15.32	60.64	2.03	29.17
MW-25C	44.49	3/7/2007	15.87	59.82	2.18	28.62
MW-25C	44.49	7/27/2007	14.25	60.61	1.04	30.24
MW-25C	44.49	1/28/2008	14.91	60.88	0.67	29.58
MW-25C	44.49	7/14/2008	17.24	60.95	0.60	27.25
MW-25C	44.49	2/3/2009	15.97	TRACE	TRACE	28.52
MW-25C	44.49	7/23/2009	16.39			28.1
MW-25C	44.49	1/9/2010	13.68	61.45	0.65	30.81
MW-25C	44.49	5/27/2010	16.09			28.4
MW-25C	44.49	6/28/2010	16.26			28.23
MW-25C	44.49	7/12/2010	16.05			28.44
MW-25C	44.49	8/31/2010	16.21			28.28
MW-25C	44.49	1/12/2011	16.29			28.2
MW-25C	44.49	7/11/2011	18.81			25.68
MW-25C	44.49	1/27/2012	17.29			27.2
MW-25C	44.49	7/10/2012	16.53			27.96
MW-25C	44.49	1/8/2013	18.34			26.15
MW-25C	44.49	7/23/2013	18.74			25.75
MW-25C	44.49	1/8/2014	18.23			26.26
MW-25C	44.49	7/16/2014	18.66			25.83
MW-25C	44.49	1/5/2015	17.81			26.68

Table 1
GROUNDWATER MEASUREMENTS
Houston, TX - Wood Preserving Works

Well ID	TOC Elevation (ft)	Date	Depth to Water (ft)	Depth to DNAPL (ft BTOC)	DNAPL Thickness (ft)	GW Elevation (ft)
MW-25C	44.49	8/10/2015	16.09			28.40
MW-25C	44.49	1/13/2016	15.61			28.88
MW-25C	44.49	7/6/2016	16.02			28.47
MW-25C	44.49	1/12/2017	16.64			27.85
MW-25C	44.49	7/5/2017	16.84			27.65
MW-25C	44.49	9/5/2017	16.81			27.68
MW-25C	44.49	2/11/2018	15.27			29.22
MW-25C	44.49	3/12/2018	15.63			28.86
MW-25C	44.49	5/14/2018	16.02			28.47
MW-25C	44.49	1/3/2019	15.29			29.2
MW-25C	44.49	7/9/2019	15.86			28.63
MW-25C	44.49	1/7/2020	16.72			27.77
MW-25C	44.49	7/22/2020	19.29			25.20
MW-25C	44.49	1/4/2021	15.45			29.04
MW-25C	44.49	7/13/2021	14.21			30.28
MW-25C	44.49	1/4/2022	15.41			29.08
MW-26A	44.62	3/27/2000	7.40			37.22
MW-26A	44.62	4/7/2000	6.99			37.63
MW-26A	44.62	5/31/2000	7.10			37.52
MW-26A	44.62	6/1/2000	7.00			37.62
MW-26A	44.62	7/28/2000	7.11			37.51
MW-26A	44.62	8/30/2000	9.69			34.93
MW-26A	44.62	9/19/2000	11.43			33.19
MW-26A	44.62	10/27/2000	8.11			36.51
MW-26A	44.62	11/21/2000	8.24			36.38
MW-26A	44.62	5/1/2001	6.01			38.61
MW-26A	44.62	10/1/2001	6.34			38.28
MW-26A	44.62	3/11/2002	4.05			40.57
MW-26A	44.62	9/23/2002	4.29			40.33
MW-26A	44.62	3/10/2003	2.84			41.78
MW-26A	44.62	9/23/2003	4.84			39.78
MW-26A	44.62	3/15/2004	3.30			41.32
MW-26A	44.62	9/14/2004	6.80			37.82
MW-26A	44.62	7/18/2005	6.72			37.9
MW-26A	44.62	1/6/2006	9.34			35.28
MW-26A	44.62	7/27/2006	4.42			40.2
MW-26A	44.62	3/7/2007	4.70			39.92
MW-26A	44.62	7/27/2007	3.98			40.64
MW-26A	44.62	1/29/2008	2.37			42.25
MW-26A	44.62	7/14/2008	7.87			36.75
MW-26A	44.62	2/3/2009	6.89			37.73
MW-26A	44.62	7/23/2009	7.88			36.74
MW-26A	44.62	1/9/2010	4.31			40.31
MW-26A	44.62	7/12/2010	8.12			36.5
MW-26A	44.62	1/13/2011	2.38			42.24
MW-26A	44.62	7/11/2011	10.27			34.35
MW-26A	44.62	1/27/2012	3.09			41.53
MW-26A	44.62	7/10/2012	2.77			41.85
MW-26A	44.62	1/8/2013	7.27			37.35
MW-26A	44.62	7/23/2013	9.72			34.9
MW-26A	44.62	1/8/2014	6.33			38.29
MW-26A	44.62	7/16/2014	7.64			36.98
MW-26A	44.62	1/5/2015	5.74			38.88
MW-26A	44.62	8/10/2015	4.03			40.59
MW-26A	44.62	1/13/2016	3.41			41.21
MW-26A	44.62	7/6/2016	3.72			40.90
MW-26A	44.62	1/12/2017	4.92			39.70
MW-26A	44.62	7/5/2017	5.34			39.28
MW-26A	44.62	9/5/2017	5.27			39.35
MW-26A	44.62	2/11/2018	4.43			40.19
MW-26A	44.62	3/12/2018	4.77			39.85
MW-26A	44.62	5/14/2018	6.61			38.01
MW-26A	44.62	1/3/2019	6.06			38.56
MW-26A	44.62	7/9/2019	6.31			38.31
MW-26A	44.62	1/7/2020	4.78			39.84
MW-26A	44.62	7/7/2020	5.21			39.41
MW-26A	44.62	1/4/2021	4.06			40.56
MW-26A	44.62	7/6/2021	1.41			43.21
MW-26A	44.62	1/5/2022	4.38			40.24
MW-27A	44.90	5/1/2001	6.41			38.49
MW-27A	44.90	10/1/2001	5.31			39.59
MW-27A	44.90	3/11/2002	4.21			40.69
MW-27A	44.90	9/23/2002	3.31			41.59
MW-27A	44.90	3/10/2003	4.05			40.85
MW-27A	44.90	9/23/2003	3.24			41.66
MW-27A	44.90	3/15/2004	2.99			41.91
MW-27A	44.90	9/14/2004	5.09			39.81
MW-27A	44.90	7/18/2005	4.45			40.45

Table 1
GROUNDWATER MEASUREMENTS
Houston, TX - Wood Preserving Works

Well ID	TOC Elevation (ft)	Date	Depth to Water (ft)	Depth to DNAPL (ft BTOC)	DNAPL Thickness (ft)	GW Elevation (ft)
MW-27A	44.90	1/6/2006	4.55			40.35
MW-27A	44.90	7/27/2006	4.26			40.64
MW-27A	44.90	3/7/2007	3.01			41.89
MW-27A	44.90	7/27/2007	2.12			42.92
MW-27A	44.90	1/28/2008	1.88			43.16
MW-27A	44.90	7/14/2008	4.57			40.47
MW-27A	44.90	2/3/2009	4.27			40.77
MW-27A	44.90	7/23/2009	4.36			40.68
MW-27A	44.90	1/9/2010	3.69			41.35
MW-27A	44.90	7/12/2010	5.31			39.73
MW-27A	44.90	1/12/2011	3.76			41.28
MW-27A	44.90	7/12/2011	6.72			38.32
MW-27A	44.90	1/26/2012				NM
MW-27A	44.90	7/10/2012	well covered			NM
MW-27A	44.90	1/7/2013	well covered			NM
MW-27A	44.90	7/23/2013	NM			NM
MW-27A	44.90	8/10/2015	NM			NM
MW-27A	44.90	2/11/2018	4.21			40.69
MW-27A	44.90	3/12/2018	4.59			40.31
MW-27A	44.90	5/14/2018	5.06			39.84
MW-27A	44.90	1/3/2019	NM			NM
MW-27A	44.90	7/9/2019	7.21			37.69
MW-27A	44.90	1/8/2020	7.22			37.68
MW-27A	44.90	7/7/2020	NM			NM
MW-27A	44.90	1/6/2021	NM			NM
MW-27A	44.90	7/28/2021	3.31			41.59
MW-27A	44.90	1/5/2022	7.26			37.64
MW-27C	45.04	5/1/2001	17.82			27.22
MW-27C	45.04	10/1/2001	17.82			27.22
MW-27C	45.04	3/11/2002	16.36			28.68
MW-27C	45.04	9/23/2002	16.49			28.55
MW-27C	45.04	3/10/2003	18.68			26.36
MW-27C	45.04	9/23/2003	16.89			28.15
MW-27C	45.04	3/15/2004	14.35			30.69
MW-27C	45.04	9/14/2004	14.49			30.55
MW-27C	45.04	7/18/2005	16.12			28.92
MW-27C	45.04	1/6/2006	18.07			26.97
MW-27C	45.04	7/27/2006	17.13			27.91
MW-27C	45.04	3/7/2007	15.47			29.57
MW-27C	44.90	7/27/2007	14.85			30.05
MW-27C	45.04	1/28/2008	14.31			30.73
MW-27C	45.04	7/14/2008	17.51			27.53
MW-27C	45.04	2/3/2009	15.76			29.28
MW-27C	45.04	7/23/2009	16.38			28.66
MW-27C	45.04	1/9/2010	14.82			30.22
MW-27C	45.04	7/12/2010	16.12			28.92
MW-27C	45.04	1/12/2011	15.84			29.2
MW-27C	45.04	7/11/2011	18.17			26.87
MW-27C	45.04	1/27/2012	17.14			27.9
MW-27C	45.04	7/10/2012	16.56			28.48
MW-27C	45.04	1/8/2013	17.04			28
MW-27C	45.04	7/23/2013	18.61			26.43
MW-27C	45.04	1/8/2014	18.12			26.92
MW-27C	45.04	7/16/2014	16.94			28.10
MW-27C	45.04	1/5/2015	17.74			27.30
MW-27C	45.04	8/10/2015	15.71			29.33
MW-27C	45.04	1/13/2016	15.04			30.00
MW-27C	45.04	7/6/2016	15.32			29.72
MW-27C	45.04	1/12/2017	15.91			29.13
MW-27C	45.04	7/5/2017	16.39			28.65
MW-27C	45.04	9/5/2017	16.36			28.68
MW-27C	45.04	2/11/2018	16.59			28.45
MW-27C	45.04	3/12/2018	16.97			28.07
MW-27C	45.04	5/14/2018	15.89			29.15
MW-27C	45.04	1/3/2019	14.32			30.72
MW-27C	45.04	7/9/2019	15.61			29.43
MW-27C	45.04	1/8/2020	16.93			28.11
MW-27C	45.04	8/18/2020	15.5			29.54
MW-27C	45.04	1/4/2021	15.04			30.00
MW-27C	45.04	7/8/2021	13.28			31.76
MW-27C	45.04	1/5/2022	16.12			28.92
MW-28A	43.86	5/1/2001	7.45			36.41
MW-28A	43.86	10/1/2001	8.26			35.6
MW-28A	43.86	3/11/2002	4.90			38.96
MW-28A	43.86	9/23/2002	5.71			38.15
MW-28A	43.86	3/10/2003	3.11			40.75
MW-28A	43.86	9/23/2003	5.81			38.05
MW-28A	43.86	9/14/2004	9.34			34.52

Table 1
GROUNDWATER MEASUREMENTS
Houston, TX - Wood Preserving Works

Well ID	TOC Elevation (ft)	Date	Depth to Water (ft)	Depth to DNAPL (ft BTOC)	DNAPL Thickness (ft)	GW Elevation (ft)
MW-28A	43.86	7/18/2005	7.52			36.34
MW-28A	43.86	1/6/2006	9.32			34.54
MW-28A	43.86	7/27/2006	5.54			38.32
MW-28A	43.86	3/7/2007	5.06			38.8
MW-28A	43.86	7/27/2007	2.86			41
MW-28A	43.86	1/29/2008	2.61			41.25
MW-28A	43.86	7/14/2008	8.74			35.12
MW-28A	43.86	2/3/2009	8.36			35.5
MW-28A	43.86	7/23/2009	8.94			34.92
MW-28A	43.86	1/9/2010	4.54			39.32
MW-28A	43.86	7/12/2010	8.66			35.2
MW-28A	43.86	1/12/2011	3.87			39.99
MW-28A	43.86	7/11/2011	11.43			32.43
MW-28A	43.86	1/27/2012	2.66			41.2
MW-28A	43.86	7/10/2012	4.52			39.34
MW-28A	43.86	1/8/2013	8.11			35.75
MW-28A	43.86	7/23/2013	10.78			33.08
MW-28A	43.86	1/8/2014	7.71			36.15
MW-28A	43.86	7/16/2014	8.19			35.67
MW-28A	43.86	1/5/2015	7.21			36.65
MW-28A	43.86	8/10/2015	5.72			38.14
MW-28A	43.86	1/13/2016	5.09			38.77
MW-28A	43.86	7/6/2016	5.42			38.44
MW-28A	43.86	1/12/2017	5.89			37.97
MW-28A	43.86	7/5/2017	6.13			37.73
MW-28A	43.86	9/5/2017	6.06			37.80
MW-28A	43.86	2/11/2018	5.31			38.55
MW-28A	43.86	3/12/2018	5.61			38.25
MW-28A	43.86	5/14/2018	6.02			37.84
MW-28A	43.86	1/3/2019	5.41			38.45
MW-28A	43.86	7/9/2019	6.52			37.34
MW-28A	43.86	1/7/2020	6.68			37.18
MW-28A	43.86	7/7/2020	5.75			38.11
MW-28A	43.86	1/4/2021	3.74			40.12
MW-28A	43.86	7/8/2021	1.69			42.17
MW-28A	43.86	1/4/2022	5.41			38.45
MW-28C	43.96	5/1/2001	17.14			26.82
MW-28C	43.96	10/1/2001	17.51			26.45
MW-28C	43.96	3/11/2002	16.29			27.67
MW-28C	43.96	9/23/2002	17.75			26.21
MW-28C	43.96	3/10/2003	15.84			28.12
MW-28C	43.96	9/23/2003	17.48			26.48
MW-28C	43.96	3/15/2004	15.56			28.4
MW-28C	43.96	9/14/2004	17.20			26.76
MW-28C	43.96	7/18/2005	16.60			27.36
MW-28C	43.96	1/6/2006	17.61			26.35
MW-28C	43.96	7/27/2006	17.73			26.23
MW-28C	43.96	3/7/2007	15.59			28.37
MW-28C	43.96	7/27/2007	12.90			31.06
MW-28C	43.96	1/29/2008	14.35			29.61
MW-28C	43.96	7/14/2008	16.26			27.7
MW-28C	43.96	2/3/2009	16.03			27.93
MW-28C	43.96	7/23/2009	16.53			27.43
MW-28C	43.96	1/9/2010	14.89			29.07
MW-28C	43.96	7/12/2010	15.89			28.07
MW-28C	43.96	1/12/2011	18.37			25.59
MW-28C	43.96	7/11/2011	18.16			25.8
MW-28C	43.96	1/27/2012	16.12			27.84
MW-28C	43.96	7/10/2012	16.79			27.17
MW-28C	43.96	1/8/2013	17.62			26.34
MW-28C	43.96	7/23/2013	18.87			25.09
MW-28C	43.96	1/8/2014	17.59			26.37
MW-28C	43.96	7/16/2014	16.98			26.98
MW-28C	43.96	1/5/2015	16.84			27.12
MW-28C	43.96	8/10/2015	14.39			29.57
MW-28C	43.96	1/13/2016	13.72			30.24
MW-28C	43.96	7/6/2016	14.03			29.93
MW-28C	43.96	1/12/2017	14.64			29.32
MW-28C	43.96	7/5/2017	14.88			29.08
MW-28C	43.96	9/5/2017	14.89			29.07
MW-28C	43.96	2/11/2018	17.33			26.63
MW-28C	43.96	3/12/2018	14.73			29.23
MW-28C	43.96	5/14/2018	16.59			27.37
MW-28C	43.96	1/3/2019	15.88			28.08
MW-28C	43.96	7/9/2019	15.03			28.93
MW-28C	43.96	1/7/2020	15.56			28.4
MW-28C	43.96	7/7/2020	14.65			29.31
MW-28C	43.96	1/4/2021	14.92			29.04

Table 1
GROUNDWATER MEASUREMENTS
Houston, TX - Wood Preserving Works

Well ID	TOC Elevation (ft)	Date	Depth to Water (ft)	Depth to DNAPL (ft BTOC)	DNAPL Thickness (ft)	GW Elevation (ft)
MW-28C	43.96	7/8/2021	13.66			30.3
MW-28C	43.96	1/4/2022	14.93			29.03
MW-29A	46.59	5/1/2001	5.01			41.58
MW-29A	46.59	10/1/2001	5.38			41.21
MW-29A	46.59	3/11/2002	1.51			45.08
MW-29A	46.59	9/23/2002	1.65			44.94
MW-29A	46.59	3/10/2003	1.42			45.17
MW-29A	46.59	9/23/2003	1.50			45.09
MW-29A	46.59	3/15/2004	1.85			44.74
MW-29A	46.59	9/14/2004	6.35			40.24
MW-29A	46.59	7/18/2005	3.12			43.47
MW-29A	46.59	1/6/2006	6.57			40.02
MW-29A	46.59	7/27/2006	1.44			45.15
MW-29A	46.59	3/7/2007	1.95			44.64
MW-29A	46.59	7/27/2007	2.49			44.1
MW-29A	46.59	1/28/2008	1.28			45.31
MW-29A	46.59	7/14/2008	4.14			42.45
MW-29A	46.59	2/3/2009	3.50			43.09
MW-29A	46.59	7/23/2009	4.09			42.5
MW-29A	46.59	1/9/2010	1.76			44.83
MW-29A	46.59	7/12/2010	3.62			42.97
MW-29A	46.59	1/13/2011	3.07			43.52
MW-29A	46.59	7/11/2011	7.14			39.45
MW-29A	46.59	7/10/2012	4.17			42.42
MW-29A	46.59	1/8/2013	4.91			41.68
MW-29A	46.59	7/23/2013	--			--
MW-29A	Plugged					NM
MW-29B	46.26	5/1/2001	19.01			27.25
MW-29B	46.26	10/1/2001	19.41			26.85
MW-29B	46.26	3/11/2002	18.04			28.22
MW-29B	46.26	9/23/2002	18.82			27.44
MW-29B	46.26	3/10/2003	17.21			29.05
MW-29B	46.26	9/23/2003	18.09			28.17
MW-29B	46.26	3/15/2004	17.10			29.16
MW-29B	46.26	9/14/2004	17.76			28.5
MW-29B	46.26	7/18/2005	18.11			28.15
MW-29B	46.26	1/6/2006	18.83			27.43
MW-29B	46.26	7/27/2006	18.41			27.85
MW-29B	46.26	3/7/2007	17.21			29.05
MW-29B	46.26	7/27/2007	15.49			30.77
MW-29B	46.26	1/28/2008	15.32			30.94
MW-29B	46.26	7/14/2008	18.23			28.03
MW-29B	46.26	2/3/2009	17.72			28.54
MW-29B	46.26	7/23/2009	16.19			30.07
MW-29B	46.26	1/9/2010	16.02			30.24
MW-29B	46.26	7/12/2010	19.29			26.97
MW-29B	46.26	1/13/2011	17.73			28.53
MW-29B	46.26	7/11/2011	20.06			26.2
MW-29B	46.26	7/10/2012	9.71			36.55
MW-29B	46.26	1/8/2013	9.92			36.34
MW-29B	Plugged					
MW-29C	46.46	5/1/2001	25.51			20.95
MW-29C	46.46	10/1/2001	25.04			21.42
MW-29C	46.46	3/11/2002	23.51			22.95
MW-29C	46.46	9/23/2002	24.10			22.36
MW-29C	46.46	3/10/2003	22.71			23.75
MW-29C	46.46	9/23/2003	23.48			22.98
MW-29C	46.46	3/15/2004	22.24			24.22
MW-29C	46.46	9/14/2004	24.12			22.34
MW-29C	46.46	7/18/2005	23.75			22.71
MW-29C	46.46	1/6/2006	25.12			21.34
MW-29C	46.46	7/27/2006	23.35			23.11
MW-29C	46.46	3/7/2007	22.38			24.08
MW-29C	46.46	7/27/2007	20.42			26.04
MW-29C	46.46	1/28/2008	21.08			25.38
MW-29C	46.46	7/14/2008	22.38			24.08
MW-29C	46.46	2/3/2009	22.86			23.6
MW-29C	46.46	7/23/2009	22.81			23.65
MW-29C	46.46	1/9/2010	20.71			25.75
MW-29C	46.46	7/12/2010	21.32			25.14
MW-29C	46.46	1/13/2011	20.39			26.07
MW-29C	46.46	7/11/2011	23.17			23.29
MW-29C	46.46	7/10/2012	20.69			25.77
MW-29C	46.46	1/8/2013	21.27			25.19
MW-29C	46.46	7/23/2013	--			--
MW-29C	Plugged					
MW-30A	50.45	3/15/2004	9.71			40.74
MW-30A	50.45	9/13/2004	12.76			37.69

Table 1
GROUNDWATER MEASUREMENTS
Houston, TX - Wood Preserving Works

Well ID	TOC Elevation (ft)	Date	Depth to Water (ft)	Depth to DNAPL (ft BTOC)	DNAPL Thickness (ft)	GW Elevation (ft)
MW-30A	50.45	7/18/2005	11.80			38.65
MW-30A	50.45	1/4/2006	13.52			36.93
MW-30A	50.45	7/27/2006	10.45			40
MW-30A	50.45	3/7/2007	10.98			39.47
MW-30A	50.45	7/27/2007	9.49			40.96
MW-30A	50.45	1/30/2008	9.62			40.83
MW-30A	50.45	7/15/2008	12.52			37.93
MW-30A	50.45	2/4/2009	13.01			37.44
MW-30A	50.45	7/23/2009	13.71			36.74
MW-30A	50.45	1/9/2010	10.87			39.58
MW-30A	50.45	7/12/2010	12.61			37.84
MW-30A	50.45	1/12/2011	10.06			40.39
MW-30A	50.45	7/12/2011	14.76			35.69
MW-30A	50.45	1/26/2012	10.78			39.67
MW-30A	50.45	7/9/2012	11.13			39.32
MW-30A	50.45	1/8/2013	12.91			37.54
MW-30A	50.45	7/23/2013	14.16			36.29
MW-30A	50.45	1/8/2014	13.81			36.64
MW-30A	50.45	7/15/2014	12.10			38.35
MW-30A	50.45	1/5/2015	13.22			37.23
MW-30A	50.45	8/10/2015	12.16	Plugged and Abandoned		38.29
MW-31A	52.08	3/15/2004	10.97			41.11
MW-31A	52.08	9/13/2004	13.00			39.08
MW-31A	52.08	7/18/2005	13.05			39.03
MW-31A	52.08	1/4/2006	14.77			37.31
MW-31A	52.08	7/27/2006	11.83			40.25
MW-31A	52.08	3/7/2007	12.43			39.65
MW-31A	52.08	7/27/2007	10.83			41.25
MW-31A	52.08	1/31/2008	10.99			41.09
MW-31A	52.08	7/15/2008	13.68			38.4
MW-31A	52.08	2/4/2009	14.23			37.85
MW-31A	52.08	7/23/2009	14.73			37.35
MW-31A	52.08	1/9/2010	12.31			39.77
MW-31A	52.08	7/12/2010	14.06			38.02
MW-31A	52.08	1/12/2011	11.62			40.46
MW-31A	52.08	7/12/2011	15.92			36.16
MW-31A	52.08	1/26/2012	12.24			39.84
MW-31A	52.08	7/9/2012	12.79			39.29
MW-31A	52.08	1/8/2013	14.14			37.94
MW-31A	52.08	7/23/2013	16.24			35.84
MW-31A	52.08	1/8/2014	15.96			36.12
MW-31A	52.08	7/15/2014	13.19			38.89
MW-31A	52.08	1/5/2015	15.16			36.92
MW-31A	52.08	8/10/2015	12.76	Plugged and Abandoned		39.32
MW-32A	43.77	3/15/2004	1.00			42.77
MW-32A	43.77	9/14/2004	6.03	29.00	3.48	37.74
MW-32A	43.77	7/18/2005	5.82	26.56	5.92	37.95
MW-32A	43.77	1/6/2006	6.93	24.92	7.57	36.84
MW-32A	43.77	7/27/2006	12.96	25.71	6.74	30.81
MW-32A	43.77	3/7/2007	4.03	25.26	7.19	39.74
MW-32A	43.77	7/27/2007	1.95	30.76	1.70	41.82
MW-32A	43.77	1/28/2008	2.18			41.59
MW-32A	43.77	7/14/2008	6.14	26.25	6.20	37.63
MW-32A	43.77	2/3/2009	5.71	26.29	6.16	38.06
MW-32A	43.77	7/23/2009	6.29	26.51	5.94	37.48
MW-32A	43.77	1/9/2010	3.55	25.41	7.04	40.22
MW-32A	43.77	5/27/2010	5.86	26.2	6.25	37.91
MW-32A	43.77	6/28/2010	6.02	29.1	3.35	37.75
MW-32A	43.77	7/12/2010	6.12	29.45	3.00	37.65
MW-32A	43.77	8/31/2010	5.43	30.67	1.78	38.34
MW-32A	43.77	1/13/2011	2.63	29.15	3.30	41.14
MW-32A	43.77	7/11/2011	5.92	28.82	3.63	37.85
MW-32A	Plugged					37.85
MW-32AR	44.56	1/27/2012	3.22			41.34
MW-32AR	44.56	7/10/2012	3.73			40.83
MW-32AR	44.56	1/8/2013	6.64			37.92
MW-32AR	44.56	7/23/2013	9.42			35.14
MW-32AR	44.56	1/8/2014	5.64			38.92
MW-32AR	44.56	7/16/2014	6.74			37.82
MW-32AR	44.56	1/5/2015				
MW-32AR	44.56	8/10/2015	3.18			41.38
MW-32AR	44.56	1/13/2016	2.66			41.90
MW-32AR	44.56	7/6/2016	3.14			41.42
MW-32AR	44.56	1/12/2017	3.67			40.89
MW-32AR	44.56	7/5/2017	4.16			40.40
MW-32AR	44.56	9/6/2017	4.03			40.53
MW-32AR	44.56	2/11/2018	4.06			40.50
MW-32AR	44.56	3/12/2018	5.02			39.54

Table 1
GROUNDWATER MEASUREMENTS
Houston, TX - Wood Preserving Works

Well ID	TOC Elevation (ft)	Date	Depth to Water (ft)	Depth to DNAPL (ft BTOC)	DNAPL Thickness (ft)	GW Elevation (ft)
MW-32AR	44.56	5/14/2018	5.91			38.65
MW-32AR	44.56	1/3/2019	5.42			39.14
MW-32AR	44.56	7/9/2019	6.41			38.15
MW-32AR	44.56	1/8/2020	3.88			40.68
MW-32AR	44.56	7/7/2020	4.84			39.72
MW-32AR	44.56	1/4/2021	3.43			41.13
MW-32AR	44.56	7/6/2021	1.91			42.65
MW-32AR	44.56	1/5/2022	4.36			40.2
MW-32B	44.41	1/27/2012	3.11	30.52	5.77	41.3
MW-32B	44.41	7/10/2012	3.81	30.16	6.13	40.6
MW-32B	44.41	1/8/2013	6.34	30.02	6.38	38.07
MW-32B	44.41	7/23/2013	7.14			37.27
MW-32B	44.41	1/8/2014	6.72	34.82	1.58	37.69
MW-32B	44.41	7/16/2014	6.72	34.29	2.11	37.69
MW-32B	44.41	1/5/2015	6.02	35.77	0.63	38.39
MW-32B	44.41	8/10/2015	4.41	36.09	0.31	40.00
MW-32B	44.41	1/13/2016	3.61	36.07	0.33	40.80
MW-32B	44.41	7/6/2016	3.91	35.96	0.44	40.50
MW-32B	44.41	1/12/2017	4.83	36.02	0.38	39.58
MW-32B	44.41	7/5/2017	4.86	36.13	0.27	39.55
MW-32B	44.41	9/6/2017	4.78	36.24	3.67	39.63
MW-32B	44.41	2/7/2018	5.16	36.21	0.19	39.25
MW-32B	44.41	3/12/2018	5.41	36.13	0.27	39.00
MW-32B	44.41	5/15/2018	6.47	36.21	0.19	37.94
MW-32B	44.41	1/3/2019	6.09	36.29	0.11	38.32
MW-32B	44.41	7/9/2019	5.61	35.89	0.51	38.8
MW-32B	44.41	1/8/2020	2.71			41.7
MW-32B	44.41	7/7/2020	4.61	35.12	1.28	39.8
MW-32B	44.41	1/4/2021	3.52	31.75	4.65	40.89
MW-32B	44.41	7/6/2021	3.07	34.40	2.00	41.34
MW-32B	44.41	1/5/2022	4.37	35.40	1.00	40.04
MW-33A	44.25	3/15/2004	3.90			40.35
MW-33A	44.25	9/14/2004	7.85			36.4
MW-33A	44.25	7/18/2005	6.35			37.9
MW-33A	44.25	1/6/2006	8.00			36.25
MW-33A	44.25	7/27/2006	4.73			39.52
MW-33A	44.25	3/7/2007	5.22			39.03
MW-33A	44.25	7/27/2007	3.48			40.77
MW-33A	44.25	1/29/2008	3.34			40.91
MW-33A	44.25	7/14/2008	7.42	25.19	0.03	36.83
MW-33A	44.25	2/3/2009	7.28			36.97
MW-33A	44.25	7/23/2009	7.63			36.62
MW-33A	44.25	1/9/2010	4.79			39.46
MW-33A	44.25	7/12/2010	7.61			36.64
MW-33A	44.25	1/13/2011	3.19			41.06
MW-33A	44.25	7/11/2011	9.87			34.38
MW-33A	44.25	1/27/2012	2.69			41.56
MW-33A	44.25	7/10/2012	3.86			40.39
MW-33A	44.25	1/8/2013	6.76			37.49
MW-33A	44.25	7/23/2013	9.83			34.42
MW-33A	44.25	1/8/2014	6.71			37.54
MW-33A	44.25	7/16/2014	7.09			37.16
MW-33A	44.25	1/5/2015	5.02			39.23
MW-33A	44.25	8/10/2015	4.09			40.16
MW-33A	44.25	1/13/2016	3.51			40.74
MW-33A	44.25	7/6/2016	3.89			40.36
MW-33A	44.25	1/12/2017	5.01			39.24
MW-33A	44.25	7/5/2017	5.59			38.66
MW-33A	44.25	9/6/2017	5.51			38.74
MW-33A	44.25	2/11/2018	4.38			39.87
MW-33A	44.25	3/12/2018	4.86			39.39
MW-33A	44.25	5/14/2018	6.42			37.83
MW-33A	44.25	1/3/2019	5.77			38.48
MW-33A	44.25	7/9/2019	5.09			39.16
MW-33A	44.25	1/20/2020	4.41			39.84
MW-33A	44.25	7/7/2020	5.31			38.94
MW-33A	44.25	1/4/2021	4.04			40.21
MW-33A	44.25	7/6/2021	2.26			41.99
MW-33A	44.25	1/4/2022	5.19			39.06
MW-33B	44.35	3/7/2007	4.21			40.04
MW-33B	44.35	7/27/2007	3.72			40.53
MW-33B	44.35	1/29/2008	2.37	39.12	3.37	41.88
MW-33B	44.35	7/14/2008	5.74	37.44	5.05	38.51
MW-33B	44.35	2/3/2009	9.28	36.91	5.58	34.97
MW-33B	44.35	7/23/2009	NM			NM
MW-33B	44.35	1/9/2010	4.61	35.21	7.28	39.74
MW-33B	44.35	5/27/2010	6.82			37.53
MW-33B	44.35	6/28/2010	6.91			37.44

Table 1
GROUNDWATER MEASUREMENTS
Houston, TX - Wood Preserving Works

Well ID	TOC Elevation (ft)	Date	Depth to Water (ft)	Depth to DNAPL (ft BTOC)	DNAPL Thickness (ft)	GW Elevation (ft)
MW-33B	44.35	7/12/2010	7.02			37.33
MW-33B	44.35	8/31/2010	7.22			37.13
MW-33B	44.35	1/13/2011	3.11	29.7	0.30	41.24
MW-33B	44.35	7/11/2011	10.19	29.75	0.25	34.16
MW-33B	44.35	1/5/2015	NM			NM
MW-33BR	44.35	1/27/2012	4.07			40.28
MW-33BR	44.35	7/10/2012	2.59			41.76
MW-33BR	44.35	1/8/2013	3.86			40.49
MW-33BR	44.35	7/23/2013	9.68			34.67
MW-33BR	44.35	1/8/2014	7.41			36.94
MW-33BR	44.35	7/16/2014	6.72			37.63
MW-33BR	44.35	1/5/2015	5.22			39.13
MW-33BR	44.35	8/10/2015	3.96			40.39
MW-33BR	44.35	1/13/2016	3.22			41.13
MW-33BR	44.35	7/6/2016	3.71			40.64
MW-33BR	44.35	1/12/2017	4.74			39.61
MW-33BR	44.35	7/5/2017	5.19			39.16
MW-33BR	44.35	9/6/2017	4.99			39.36
MW-33BR	44.35	2/11/2018	4.74			39.61
MW-33BR	44.35	3/12/2018	5.19			39.16
MW-33BR	44.35	5/14/2018	6.03			38.32
MW-33BR	44.35	1/3/2019	5.18			39.17
MW-33BR	44.35	7/9/2019	5.92			38.43
MW-33BR	44.35	1/8/2020	5.06			39.29
MW-33BR	44.35	7/7/2020	4.85			39.5
MW-33BR	44.35	1/4/2021	3.01			41.34
MW-33BR	44.35	7/6/2021	2.11			42.24
MW-33BR	44.35	1/4/2022	4.26			40.09
MW-34C	45.31	3/15/2004	17.40			27.91
MW-34C	45.31	9/14/2004	18.82			26.49
MW-34C	45.31	7/18/2005	19.41	65.29	7.19	25.9
MW-34C	45.31	1/6/2006	20.54	65.27	8.38	24.77
MW-34C	45.31	7/27/2006	18.55	63.84	8.61	26.76
MW-34C	45.31	4/9/2007	16.34	62.06	10.39	28.97
MW-34C	45.31	7/27/2007	NM			
MW-34C	45.31	1/29/2008	16.32			28.99
MW-34C	45.31	7/15/2008	18.13	43.49	29.01	27.18
MW-34C	45.31	2/5/2009	18.08	61.79	10.71	27.23
MW-34C	45.31	7/23/2009	NM			
MW-34C	45.31	1/9/2010	16.41	69.20	3.30	28.9
MW-34C	45.31	7/12/2010	NM			
MW-34C	45.31	1/12/2011	16.41	64.90		28.9
MW-34C	45.31	7/11/2011	19.08	65.26		26.23
MW-34C	45.31	2/8/2012	18.41			26.9
MW-34C	45.31	7/10/2012	NM			
MW-34C	45.31	1/8/2013	NM			
MW-34C	45.31	7/23/2013	NM			
MW-34CR	46.47	7/16/2014	19.17			27.30
MW-34CR	46.47	1/5/2015	19.01			27.46
MW-34CR	46.47	8/10/2015	17.39			29.08
MW-34CR	46.47	1/13/2016	15.99			30.48
MW-34CR	46.47	7/6/2016	16.06			30.41
MW-34CR	46.47	1/12/2017	16.94			29.53
MW-34CR	46.47	7/5/2017	17.01			29.46
MW-34CR	46.47	9/6/2017	17.11			29.36
MW-34CR	46.47	2/11/2018	18.19			28.28
MW-34CR	46.47	3/12/2018	18.52			27.95
MW-34CR	46.47	5/14/2018	18.26			28.21
MW-34CR	46.47	1/3/2019	18.26			28.21
MW-34CR	46.47	7/9/2019	NM			damaged
MW-34CR	46.47	3/31/2020	17.49			28.98
MW-34CR	46.47	7/7/2020	18.21			28.26
MW-34CR	46.47	1/4/2021	17.56			28.91
MW-34CR	46.47	7/8/2021	16.33			30.14
MW-34CR	46.47	1/4/2022	17.56			28.91
MW-35A	44.75	3/7/2007	3.49			41.82
MW-35A	44.75	7/27/2007	3.05			42.26
MW-35A	44.75	1/29/2008	1.82			43.49
MW-35A	44.75	7/14/2008	6.21			39.1
MW-35A	44.75	2/3/2009	5.54			39.77
MW-35A	44.75	7/23/2009	5.76			39.55
MW-35A	44.75	1/9/2010	4.14			41.17
MW-35A	44.75	7/12/2010	6.04			39.27
MW-35A	44.75	1/13/2011	2.46			42.85
MW-35A	44.75	7/11/2011	8.44			36.87
MW-35A	44.75	1/27/2012	1.35			43.96
MW-35A	44.75	7/10/2012	2.33			42.98
MW-35A	44.75	1/8/2013	5.37			39.94

Table 1
GROUNDWATER MEASUREMENTS
Houston, TX - Wood Preserving Works

Well ID	TOC Elevation (ft)	Date	Depth to Water (ft)	Depth to DNAPL (ft BTOC)	DNAPL Thickness (ft)	GW Elevation (ft)
MW-35A	44.75	7/23/2013	9.18			36.13
MW-35A	44.75	1/8/2014	5.06			40.25
MW-35A	44.75	7/15/2014	6.51			38.24
MW-35A	44.75	1/5/2015	4.22			40.53
MW-35A	44.75	8/10/2015	3.68			41.07
MW-35A	44.75	1/13/2016	3.08			41.67
MW-35A	44.75	7/6/2016	3.34			41.41
MW-35A	44.75	1/12/2017	3.87			40.88
MW-35A	44.75	7/5/2017	4.41			40.34
MW-35A	44.75	9/6/2017	NM			
MW-35A	44.75	2/11/2018	3.69			41.06
MW-35A	44.75	3/11/2018	4.06			40.69
MW-35A	44.75	5/14/2018	8.71			36.04
MW-35A	44.75	1/3/2019	8.06			36.69
MW-35A	44.75	7/9/2019	7.92			36.83
MW-35A	44.75	1/8/2020	4.41			40.34
MW-35A	44.75	7/7/2020	4.45			40.3
MW-35A	44.75	1/4/2021	2.51			42.24
MW-35A	44.75	7/6/2021	0.72			44.03
MW-35A	44.75	1/4/2022	3.39			41.36
MW-35B	44.83	3/7/2007	3.31			41.52
MW-35B	44.83	7/27/2007	3.29			41.54
MW-35B	44.83	1/29/2008	1.95			42.88
MW-35B	44.83	7/14/2008	6.40			38.43
MW-35B	44.83	2/3/2009	5.79			39.04
MW-35B	44.83	7/23/2009	6.42			38.41
MW-35B	44.83	1/9/2010	3.51			41.32
MW-35B	44.83	7/12/2010	6.39			38.44
MW-35B	44.83	1/13/2011	2.96			41.87
MW-35B	44.83	7/11/2011	8.67			36.16
MW-35B	44.83	1/27/2012	1.59			43.24
MW-35B	44.83	7/10/2012	2.74			42.09
MW-35B	44.83	1/8/2013	6.09			38.74
MW-35B	44.83	7/23/2013	9.22			35.61
MW-35B	44.83	1/8/2014	5.31			39.52
MW-35B	44.83	7/15/2014	6.75			38.08
MW-35B	44.83	1/5/2015	4.81			40.02
MW-35B	44.83	8/10/2015	3.97			40.86
MW-35B	44.83	1/13/2016	3.26			41.57
MW-35B	44.83	7/6/2016	3.57			41.26
MW-35B	44.83	1/12/2017	4.06			40.77
MW-35B	44.83	7/5/2017	4.66			40.17
MW-35B	44.83	9/6/2017	NM			
MW-35B	44.83	2/11/2018	4.06			40.77
MW-35B	44.83	3/11/2018	4.31			40.52
MW-35B	44.83	5/14/2018	6.11			38.72
MW-35B	44.83	1/3/2019	5.33			39.5
MW-35B	44.83	7/9/2019	5.62			39.21
MW-35B	44.83	1/8/2020	4.67			40.16
MW-35B	44.83	7/7/2020	4.7			40.13
MW-35B	44.83	1/4/2021	2.72			42.11
MW-35B	44.83	7/6/2021	0.91			43.92
MW-35B	44.83	1/4/2022	3.68			41.15
MW-36A	44.53	3/7/2007	8.71			35.82
MW-36A	44.53	7/27/2007	6.54			37.99
MW-36A	44.53	1/29/2008	5.59			38.94
MW-36A	44.53	7/14/2008	9.33			35.2
MW-36A	44.53	2/3/2009	10.69			33.84
MW-36A	44.53	7/23/2009	12.03			32.5
MW-36A	44.53	1/9/2010	9.23			35.3
MW-36A	44.53	7/12/2010	9.14			35.39
MW-36A	44.53	1/13/2011	8.62			35.91
MW-36A	44.53	7/11/2011	12.16			32.37
MW-36A	44.53	1/27/2012	6.82			37.71
MW-36A	44.53	7/10/2012	6.68			37.85
MW-36A	44.53	1/8/2013	7.61			36.92
MW-36A	44.53	7/23/2013	11.36			33.17
MW-36A	44.53	1/8/2014	9.23			35.3
MW-36A	44.53	7/16/2014	8.62			35.91
MW-36A	44.53	1/5/2015	8.67			35.86
MW-36A	44.53	8/10/2015	6.47			38.06
MW-36A	44.53	1/13/2016	5.79			38.74
MW-36A	44.53	7/6/2016	6.13			38.40
MW-36A	44.53	1/12/2017	6.58			37.95
MW-36A	44.53	7/5/2017	7.01			37.52
MW-36A	44.53	9/6/2017	6.92			37.61
MW-36A	44.53	2/11/2018	7.77			36.76
MW-36A	44.53	3/11/2018	8.06			36.47

Table 1
GROUNDWATER MEASUREMENTS
Houston, TX - Wood Preserving Works

Well ID	TOC Elevation (ft)	Date	Depth to Water (ft)	Depth to DNAPL (ft BTOC)	DNAPL Thickness (ft)	GW Elevation (ft)
MW-36A	44.53	5/14/2018	8.92			35.61
MW-36A	44.53	1/3/2019	8.22			36.31
MW-36A	44.53	7/9/2019	8.32			36.21
MW-36A	44.53	1/7/2020	8.83			35.7
MW-36A	44.53	7/7/2020	7.41			37.12
MW-36A	44.53	1/4/2021	6.51			38.02
MW-36A	44.53	7/8/2021	4.55			39.98
MW-36A	44.53	1/4/2022	7.86			36.67
MW-36B	44.07	7/12/2010	1.32			42.75
MW-36B	44.07	1/13/2011	9.71			34.36
MW-36B	44.07	7/11/2011	11.57			32.5
MW-36B	44.07	1/27/2012	0.46			43.61
MW-36B	44.07	7/10/2012	6.64			37.43
MW-36B	44.07	1/8/2013	6.71			37.36
MW-36B	44.07	7/23/2013	9.39			34.68
MW-36B	44.07	1/8/2014	4.09			39.98
MW-36B	44.07	7/16/2014	3.61			40.46
MW-36B	44.07	1/5/2015	3.21			40.86
MW-36B	44.07	8/10/2015	1.46			42.61
MW-36B	44.07	1/13/2016	1.06			43.01
MW-36B	44.07	7/6/2016	4.06			40.01
MW-36B	44.07	1/12/2017	4.59			39.48
MW-36B	44.07	7/5/2017	4.72			39.35
MW-36B	44.07	9/6/2017	4.41			39.66
MW-36B	44.07	2/11/2018	0.32			43.75
MW-36B	44.07	3/11/2018	1.81			42.26
MW-36B	44.07	5/14/2018	1.62			42.45
MW-36B	44.07	1/3/2019	1.09			42.98
MW-36B	44.07	7/9/2019	1.86			42.21
MW-36B	44.07	1/7/2020	0.39			43.68
MW-36B	44.07	7/7/2020	4.89			39.18
MW-36B	44.07	1/4/2021	0.81			43.26
MW-36B	44.07	7/26/2021	1.92			42.15
MW-36B	44.07	1/4/2022	1.31			42.76
MW-36D	44.33	7/12/2010	85.39			-41.06
MW-36D	44.33	1/13/2011	85.03			-40.7
MW-36D	44.33	7/11/2011	85.33			-41
MW-36D	44.33	1/27/2012	85.62			-41.29
MW-36D	44.33	7/10/2012	85.17			-40.84
MW-36D	44.33	1/8/2013	85.37			-41.04
MW-36D	44.33	7/23/2013	85.93			-41.6
MW-36D	44.33	1/8/2014	85.32			-40.99
MW-36D	44.33	7/16/2014	84.77			-40.44
MW-36D	44.33	1/5/2015	85.01			-40.68
MW-36D	44.33	8/10/2015	84.67			-40.34
MW-36D	44.33	1/13/2016	84.29			-39.96
MW-36D	44.33	7/6/2016	84.42			-40.09
MW-36D	44.33	1/12/2017	84.73			-40.40
MW-36D	44.33	7/5/2017	84.89			-40.56
MW-36D	44.33	9/6/2017	84.86			-40.53
MW-36D	44.33	2/11/2018	82.59			-38.26
MW-36D	44.33	3/11/2018	82.77			-38.44
MW-36D	44.33	5/14/2018	83.09			-38.76
MW-36D	44.33	1/3/2019	82.51			-38.18
MW-36D	44.33	7/9/2019	82.91			-38.58
MW-36D	44.33	1/7/2020	82.06			-37.73
MW-36D	44.33	7/7/2020	81.92			-37.59
MW-36D	44.33	1/4/2021	81.85			-37.52
MW-36D	44.33	7/22/2021	81.76			-37.43
MW-36D	44.33	1/4/2022	81.34			-37.01
MW-38A	46.39	3/7/2007	3.26			43.13
MW-38A	46.39	7/27/2007	3.08			43.31
MW-38A	46.39	1/29/2008	1.85			44.54
MW-38A	46.39	7/14/2008	5.84			40.55
MW-38A	46.39	2/3/2009	5.15			41.24
MW-38A	46.39	7/23/2009	5.06			41.33
MW-38A	46.39	1/9/2010	2.27			44.12
MW-38A	46.39	7/12/2010	6.42			39.97
MW-38A	46.39	1/13/2011	1.76			44.63
MW-38A	46.39	7/11/2011	8.16			38.23
MW-38A	46.39	1/27/2012	1.8			44.59
MW-38A	46.39	7/10/2012	2.52			43.87
MW-38A	46.39	1/8/2013	4.62			41.77
MW-38A	46.39	7/23/2013	8.34			38.05
MW-38A	46.39	1/8/2014	4.77			41.62
MW-38A	46.39	7/15/2014	6.20			40.19
MW-38A	46.39	1/5/2015	4.16			42.23
MW-38A	46.39	8/10/2015	3.61			42.78

Table 1
GROUNDWATER MEASUREMENTS
Houston, TX - Wood Preserving Works

Well ID	TOC Elevation (ft)	Date	Depth to Water (ft)	Depth to DNAPL (ft BTOC)	DNAPL Thickness (ft)	GW Elevation (ft)
MW-38A	46.39	1/13/2016	3.02			43.37
MW-38A	46.39	7/6/2016	3.42			42.97
MW-38A	46.39	1/12/2017	4.01			42.38
MW-38A	46.39	7/5/2017	4.21			42.18
MW-38A	46.39	9/6/2017	4.12			42.27
MW-38A	46.39	2/11/2018	2.61			43.78
MW-38A	46.39	3/11/2018	4.12			42.27
MW-38A	46.39	5/14/2018	5.41			40.98
MW-38A	46.39	1/3/2019	4.66			41.73
MW-38A	46.39	7/9/2019	4.13			42.26
MW-38A	46.39	1/8/2020	1.51			44.88
MW-38A	46.39	7/7/2020	4.01			42.38
MW-38A	46.39	1/4/2021	2.38			44.01
MW-38A	46.39	7/6/2021	1.36			45.03
MW-38A	46.39	1/5/2022	3.71			42.68
MW-38B	45.51	3/15/2004	1.07			44.44
MW-38B	45.51	9/14/2004	6.10			39.41
MW-38B	45.51	7/18/2005	2.41			43.1
MW-38B	45.51	1/6/2006	6.33			39.18
MW-38B	45.51	7/27/2006	1.27			44.24
MW-38B	45.51	3/7/2007	2.38			43.13
MW-38B	45.51	7/27/2007	2.25			43.26
MW-38B	45.51	1/29/2008	0.61			44.9
MW-38B	45.51	7/14/2008	4.86			40.65
MW-38B	45.51	2/3/2009	4.33			41.18
MW-38B	45.51	7/23/2009	4.47			41.04
MW-38B	45.51	1/9/2010	1.44			44.07
MW-38B	45.51	7/12/2010	5.72			39.79
MW-38B	45.51	1/13/2011	0.68			44.83
MW-38B	45.51	7/11/2011	7.82			37.69
MW-38B	45.51	1/27/2012	0.85			44.66
MW-38B	45.51	7/10/2012	0.74			44.77
MW-38B	45.51	1/8/2013	3.97			41.54
MW-38B	45.51	7/23/2013	7.51			38
MW-38B	45.51	1/8/2014	3.47			42.04
MW-38B	45.51	7/15/2014	5.50			40.01
MW-38B	45.51	1/5/2015	3.07			42.44
MW-38B	45.51	8/10/2015	2.17			43.34
MW-38B	45.51	1/13/2016	2.41			43.10
MW-38B	45.51	7/6/2016	2.96			42.55
MW-38B	45.51	1/12/2017	3.81			41.70
MW-38B	45.51	7/5/2017	4.07			41.44
MW-38B	45.51	9/6/2017	3.91			41.60
MW-38B	45.51	2/11/2018	2.02			43.49
MW-38B	45.51	3/11/2018	3.22			42.29
MW-38B	45.51	5/14/2018	4.62			40.89
MW-38B	45.51	1/3/2019	3.79			41.72
MW-38B	45.51	7/9/2019	3.26			42.25
MW-38B	45.51	1/8/2020	3.79			41.72
MW-38B	45.51	7/7/2020	3.11			42.4
MW-38B	45.51	1/4/2021	1.22			44.29
MW-38B	45.51	7/6/2021	0.5			45.01
MW-38B	45.51	1/5/2022	1.72			43.79
MW-39B	49.58	3/15/2004	5.48			44.1
MW-39B	49.58	9/13/2004	10.02			39.56
MW-39B	49.58	7/18/2005	7.21			42.37
MW-39B	49.58	1/4/2006	10.37			39.21
MW-39B	49.58	7/27/2006	6.08			43.5
MW-39B	49.58	3/7/2007	6.91			42.67
MW-39B	49.58	7/27/2007	5.74			43.84
MW-39B	49.58	1/30/2008	6.34			43.24
MW-39B	49.58	7/15/2008	8.96			40.62
MW-39B	49.58	2/4/2009	8.60			40.98
MW-39B	49.58	7/24/2009	9.13			40.45
MW-39B	49.58	1/8/2010	5.61			43.97
MW-39B	49.58	7/12/2010	9.31			40.27
MW-39B	49.58	1/12/2011	5.64			43.94
MW-39B	49.58	7/12/2011	11.97			37.61
MW-39B	49.58	1/26/2012	5.84			43.74
MW-39B	49.58	7/9/2012	5.77			43.81
MW-39B	49.58	1/7/2013	8.68			40.9
MW-39B	49.58	7/22/2013	11.17			38.41
MW-39B	49.58	1/7/2014	7.23			42.35
MW-39B	49.58	7/16/2014	9.46			40.12
MW-39B	49.58	1/5/2015	6.71			42.87
MW-39B	49.58	8/10/2015	4.82			44.76
MW-39B	49.58	1/13/2016	4.17			45.41
MW-39B	49.58	7/6/2016	4.26			45.32

Table 1
GROUNDWATER MEASUREMENTS
Houston, TX - Wood Preserving Works

Well ID	TOC Elevation (ft)	Date	Depth to Water (ft)	Depth to DNAPL (ft BTOC)	DNAPL Thickness (ft)	GW Elevation (ft)
MW-39B	49.58	1/12/2017	5.61			43.97
MW-39B	49.58	7/5/2017	5.87			43.71
MW-39B	49.58	9/6/2017	5.66			43.92
MW-39B	49.58	2/11/2018	6.09			43.49
MW-39B	49.58	3/11/2018	7.04			42.54
MW-39B	49.58	5/14/2018	8.73			40.85
MW-39B	49.58	1/3/2019	7.97			41.61
MW-39B	49.58	7/9/2019	7.47			42.11
MW-39B	49.58	1/7/2020	6.02			43.56
MW-39B	49.58	7/8/2020	7.41			42.17
MW-39B	49.58	1/6/2021	5.79			43.79
MW-39B	49.58	7/6/2021	4.92			44.66
MW-39B	49.58	1/4/2022	6.46			43.12
MW-40B	49.59	3/15/2004	5.46			44.13
MW-40B	49.59	9/13/2004	9.72			39.87
MW-40B	49.59	7/18/2005	7.19			42.4
MW-40B	49.59	1/4/2006	10.25			39.34
MW-40B	49.59	7/27/2006	6.18			43.41
MW-40B	49.59	3/7/2007	6.81			42.78
MW-40B	49.59	7/27/2007	5.00			44.59
MW-40B	49.59	1/30/2008	5.23			44.36
MW-40B	49.59	7/15/2008	8.76			40.83
MW-40B	49.59	2/4/2009	8.57			41.02
MW-40B	49.59	7/24/2009	9.06			40.53
MW-40B	49.59	1/8/2010	5.37			44.22
MW-40B	49.59	7/12/2010	9.17			40.42
MW-40B	49.59	1/12/2011	5.81			43.78
MW-40B	49.59	7/12/2011	11.46			38.13
MW-40B	49.59	1/26/2012	5.68			43.91
MW-40B	49.59	7/9/2012	5.74			43.85
MW-40B	49.59	1/7/2013	8.63			40.96
MW-40B	49.59	7/22/2013	11.06			38.53
MW-40B	49.59	1/7/2014	7.24			42.35
MW-40B	49.59	7/16/2014	9.27			40.32
MW-40B	49.59	1/5/2015	7.02			42.57
MW-40B	49.59	8/10/2015	5.02			44.57
MW-40B	49.59	1/13/2016	4.39			45.20
MW-40B	49.59	7/6/2016	4.67			44.92
MW-40B	49.59	1/12/2017	5.22			44.37
MW-40B	49.59	7/5/2017	5.77			43.82
MW-40B	49.59	9/6/2017	5.71			43.88
MW-40B	49.59	2/11/2018	6.21			43.38
MW-40B	49.59	3/11/2018	6.82			42.77
MW-40B	49.59	5/14/2018	8.44			41.15
MW-40B	49.59	1/3/2019	7.91			41.68
MW-40B	49.59	7/9/2019	7.23			42.36
MW-40B	49.59	1/7/2020	6.17			43.42
MW-40B	49.59	7/8/2020	7.19			42.4
MW-40B	49.59	1/6/2021	5.55			44.04
MW-40B	49.59	7/6/2021	4.53			45.06
MW-40B	49.59	1/4/2022	6.42			43.17
MW-41B	49.37	3/15/2004	4.66			44.71
MW-41B	49.37	9/13/2004	9.76	35.01	9.80	39.61
MW-41B	49.37	7/18/2005	5.96	32.23	12.58	43.41
MW-41B	49.37	1/4/2006	10.03	32.21	12.60	39.34
MW-41B	49.37	7/27/2006	5.65	29.55	15.26	43.72
MW-41B	49.37	3/7/2007	4.41	29.13	15.68	44.96
MW-41B	49.37	7/27/2007	5.27	12.00	32.81	44.1
MW-41B	49.37	2/22/2008	5.04	25.14	19.67	44.7
MW-41B	49.37	7/15/2008	8.87	25.09	19.72	40.5
MW-41B	49.37	2/4/2009	8.93	23.79	21.02	40.44
MW-41B	49.37	7/24/2009	9.46	23.91	20.90	39.91
MW-41B	49.37	1/8/2010	5.92	23.65	21.16	43.45
MW-41B	49.37	5/27/2010	6.13	25.45	19.36	43.24
MW-41B	49.37	6/28/2010	6.21	38.2	6.61	43.16
MW-41B	49.37	7/12/2010	6.32	38.45	6.36	43.05
MW-41B	49.37	8/31/2010	6.26	39.22	5.59	43.11
MW-41B	49.37	1/12/2011	6.02	39.6	5.21	43.35
MW-41B	49.37	7/12/2011	8.86	39.75	5.06	40.51
MW-41B	49.37	3/8/2012	6.31	20.67	24.14	43.06
MW-41B	49.37	7/9/2012	8.23			41.14
MW-41B	49.37	1/7/2013	9.09	41.13	3.68	40.28
MW-41B	49.37	7/22/2013	10.31	39.29	5.52	39.06
MW-41B	49.37	1/7/2014	9.06	39.17	5.64	40.31
MW-41B	49.37	7/15/2014	8.62	37.86	6.95	40.75
MW-41B	49.37	1/5/2015	8.26	39.02	5.79	41.11
MW-41B	49.37	8/10/2015	6.01	40.39	4.42	43.36
MW-41B	49.37	1/13/2016	5.51	39.91	4.90	43.86

Table 1
GROUNDWATER MEASUREMENTS
Houston, TX - Wood Preserving Works

Well ID	TOC Elevation (ft)	Date	Depth to Water (ft)	Depth to DNAPL (ft BTOC)	DNAPL Thickness (ft)	GW Elevation (ft)
MW-41B	49.37	7/6/2016	5.72	40.01	4.80	43.65
MW-41B	49.37	1/12/2017	6.39	40.56	4.25	42.98
MW-41B	49.37	7/6/2017	6.34	40.57	4.24	43.03
MW-41B	49.37	9/6/2017	6.36	40.62	4.19	43.01
MW-41B	49.37	2/7/2018	6.97	40.76	4.05	42.40
MW-41B	49.37	3/11/2018	7.21	40.63	4.18	42.16
MW-41B	49.37	5/14/2018	8.71	40.82	3.99	40.66
MW-41B	49.37	7/2/2018	8.97	40.96	3.85	40.4
MW-41B	49.37	1/3/2019	8.22	40.83	3.98	41.15
MW-41B	49.37	7/9/2019	7.57	40.86	1.74	41.8
MW-41B	49.37	8/1/2019	7.46	39.42	5.39	41.91
MW-41B	49.37	1/8/2020	4.2	40.34	2.26	45.17
MW-41B	49.37	7/8/2020	7.29	BP		42.08
MW-41B	49.37	1/6/2021	4.48	BP		44.89
MW-41B	49.37	1/4/2022	5.26	BP		44.11
MW-42B	50.52	3/7/2007	7.31			43.21
MW-42B	50.52	7/27/2007	5.74			44.78
MW-42B	50.52	1/30/2008	6.62			43.9
MW-42B	50.52	7/15/2008	8.73			41.79
MW-42B	50.52	2/4/2009	9.32			41.2
MW-42B	50.52	7/24/2009	9.61			40.91
MW-42B	50.52	1/8/2010	6.02			44.5
MW-42B	50.52	7/12/2010	7.13			43.39
MW-42B	50.52	1/12/2011	6.33			44.19
MW-42B	50.52	7/12/2011	11.76			38.76
MW-42B	50.52	1/26/2012	6.62			43.9
MW-42B	50.52	7/9/2012	6.81			43.71
MW-42B	50.52	1/7/2013	9.23			41.29
MW-42B	50.52	7/22/2013	11.08			39.44
MW-42B	50.52	1/7/2014	8.02			42.5
MW-42B	50.52	7/15/2014	7.37			43.15
MW-42B	50.52	1/5/2015	7.31			43.21
MW-42B	50.52	8/10/2015	5.67			44.85
MW-42B	50.52	1/13/2016	4.92			45.60
MW-42B	50.52	7/6/2016	5.36			45.16
MW-42B	50.52	1/12/2017	5.94			44.58
MW-42B	50.52	7/6/2017	6.27			44.25
MW-42B	50.52	9/6/2017	6.39			44.13
MW-42B	50.52	2/11/2018	6.84			43.68
MW-42B	50.52	3/11/2018	7.12			43.40
MW-42B	50.52	5/14/2018	8.76			41.76
MW-42B	50.52	7/2/2018	8.99			41.53
MW-42B	50.52	1/3/2019	8.02			42.50
MW-42B	50.52	7/9/2019	7.42			43.1
MW-42B	50.52	1/7/2020	6.97			43.55
MW-42B	50.52	7/8/2020	7.29			43.23
MW-42B	50.52	1/6/2021	6.03			44.49
MW-42B	50.52	7/8/2021	5.17			45.35
MW-42B	50.52	1/4/2022	6.83			43.69
MW-44A	45.11	3/7/2007	10.86			34.25
MW-44A	45.11	7/27/2007	7.46			37.65
MW-44A	45.11	1/30/2008	8.44			36.67
MW-44A	45.11	7/14/2008	10.75			34.36
MW-44A	45.11	2/3/2009	12.55			32.56
MW-44A	45.11	7/23/2009	12.76			32.35
MW-44A	45.11	1/9/2010	10.23			34.88
MW-44A	45.11	7/12/2010	11.24			33.87
MW-44A	45.11	1/12/2011	9.63			35.48
MW-44A	45.11	7/11/2011	12.59			32.52
MW-44A	45.11	1/27/2012	9.27			35.84
MW-44A	45.11	7/10/2012	10.11			35
MW-44A	45.11	1/8/2013	11.01			34.1
MW-44A	45.11	7/23/2013	12.24			32.87
MW-44A	45.11	1/8/2014	11.91			33.2
MW-44A	45.11	7/16/2014	11.32			33.79
MW-44A	45.11	1/5/2015	11.27			33.84
MW-44A	45.11	8/10/2015	9.71			35.40
MW-44A	45.11	1/13/2016	9.11			36.00
MW-44A	45.11	7/6/2016	9.26			35.85
MW-44A	45.11	1/12/2017	9.71			35.40
MW-44A	45.11	7/5/2017	10.06			35.05
MW-44A	45.11	9/6/2017	9.94			35.17
MW-44A	45.11	2/11/2018	8.79			36.32
MW-44A	45.11	3/11/2018	9.83			35.28
MW-44A	45.11	5/14/2018	9.91			35.20
MW-44A	45.11	1/3/2019	9.23			35.88
MW-44A	45.11	7/9/2019	8.67			36.44
MW-44A	45.11	1/8/2020	10.18			34.93

Table 1
GROUNDWATER MEASUREMENTS
Houston, TX - Wood Preserving Works

Well ID	TOC Elevation (ft)	Date	Depth to Water (ft)	Depth to DNAPL (ft BTOC)	DNAPL Thickness (ft)	GW Elevation (ft)
MW-44A	45.11	7/7/2020	9.58			35.53
MW-44A	45.11	1/4/2021	8.34			36.77
MW-44A	45.11	7/8/2021	7.33			37.78
MW-44A	45.11	1/4/2022	8.61			36.5
MW-44C	45.03	3/15/2004	17.54			27.49
MW-44C	45.03	9/14/2004	18.35			26.68
MW-44C	45.03	7/18/2005	18.90	64.77	5.35	26.13
MW-44C	45.03	1/6/2006	20.03	66.50	5.37	25
MW-44C	45.03	7/27/2006	18.47	63.35	6.75	26.56
MW-44C	45.03	3/7/2007	16.02	62.30	7.75	29.01
MW-44C	45.03	7/27/2007	14.83	65.45	5.50	30.2
MW-44C	45.03	1/29/2008	15.95			29.08
MW-44C	45.03	7/14/2008	17.91	64.95	6.18	27.12
MW-44C	45.03	2/3/2009	16.72	64.15	6.98	28.31
MW-44C	45.03	7/23/2009	17.12	64.05	6.75	27.91
MW-44C	45.03	1/9/2010	15.57	63.81	6.99	29.46
MW-44C	45.03	5/27/2010	16.67	64.7	6.10	28.36
MW-44C	45.03	6/28/2010	16.77	67.85	2.95	28.26
MW-44C	45.03	7/12/2010	16.91	70.35	0.45	28.12
MW-44C	45.03	8/31/2010	16.89	70.63	0.17	28.14
MW-44C	45.03	1/12/2011	16.77	70.05	0.75	28.26
MW-44C	45.03	7/11/2011	19.31	70.05	0.75	25.72
MW-44C	45.03	1/27/2012	17.91	63.88	6.92	27.12
MW-44C	45.03	7/10/2012	17.61	63.7	7.10	27.42
MW-44C	45.03	1/8/2013	19.02	62.94	7.86	26.01
MW-44C	45.03	7/23/2013	20.36	70.26	0.54	24.67
MW-44C	45.03	1/8/2014	19.67	70.42	0.38	25.36
MW-44C	45.03	7/16/2014	18.72	69.31	1.49	26.31
MW-44C	45.03	1/5/2015	18.67	69.82	0.98	26.36
MW-44C	45.03	8/10/2015	16.31	70.29	0.51	28.72
MW-44C	45.03	1/13/2016	16.26	69.93	0.87	28.77
MW-44C	45.03	7/6/2016	16.47	69.71	1.09	28.56
MW-44C	45.03	1/12/2017	17.22	70.11	0.69	27.81
MW-44C	45.03	7/5/2017	17.33	70.34	0.46	27.70
MW-44C	45.03	9/6/2017	17.36	70.43	-0.87	27.67
MW-44C	45.03	2/8/2018	17.77	70.34	0.46	27.26
MW-44C	45.03	5/15/2018	NM			
MW-44C	45.13	1/4/2019	18.42	70.41	0.39	26.71
MW-44C	45.13	7/9/2019	18.27			26.86
MW-44C	45.13	1/8/2020	16.81			28.32
MW-44C	45.13	7/7/2020	11.35			33.78
MW-44C	45.13	1/4/2021	16.15			28.98
MW-44C	45.13	7/8/2021	14.91			30.22
MW-44C	45.13	1/4/2022	16.03			29.1
MW-45C	44.73	3/15/2004	17.15			27.58
MW-45C	44.73	9/14/2004	17.82	61.66	9.02	26.91
MW-45C	44.73	7/18/2005	18.38	60.76	9.89	26.35
MW-45C	44.73	1/6/2006	19.51	62.87	8.87	25.22
MW-45C	44.73	7/27/2006	17.92	61.64	8.94	26.81
MW-45C	44.73	3/7/2007	15.95	60.81	9.79	28.78
MW-45C	44.73	7/27/2007	14.38			30.35
MW-45C	44.73	1/29/2008	14.86	61.39	9.46	29.87
MW-45C	44.73	7/14/2008	17.22	61.25	9.88	27.51
MW-45C	44.73	2/3/2009	17.00	61.24	9.61	27.73
MW-45C	44.73	7/23/2009	17.46	61.30	9.55	27.27
MW-45C	44.73	1/9/2010	14.98	61.56	9.29	29.75
MW-45C	44.73	5/27/2010	16.31	61.1	9.75	28.42
MW-45C	44.73	6/28/2010	16.42	63.45	7.40	28.31
MW-45C	44.73	7/12/2010	16.61	68.8	2.05	28.12
MW-45C	44.73	8/31/2010	16.46	69.62	1.23	28.27
MW-45C	44.73	1/12/2011	16.31	69.1	1.75	28.42
MW-45C	44.73	7/11/2011	18.29	69.3	1.55	26.44
MW-45C	44.73	3/8/2012	16.31	70.6	0.25	28.42
MW-45C	44.73	7/10/2012	20.69	70.21	0.64	24.04
MW-45C	44.73	1/8/2013	21.39	69.91	0.69	23.34
MW-45C	44.73	7/23/2013	22.72	70.39	0.21	22.01
MW-45C	44.73	1/8/2014	22.13	70.35	0.25	22.6
MW-45C	44.73	7/16/2014	21.32	69.91	0.69	23.41
MW-45C	44.73	1/5/2015	20.19	70.55	0.05	24.54
MW-45C	44.73	8/10/2015	18.61			26.12
MW-45C	44.73	1/13/2016	17.49			27.24
MW-45C	44.73	7/6/2016	17.62			27.11
MW-45C	44.73	1/12/2017	18.22			26.51
MW-45C	44.73	7/5/2017	17.96			26.77
MW-45C	44.73	9/6/2017	18.16			26.57
MW-45C	44.73	2/8/2018	18.62	70.6	0.00	26.11
MW-45C	44.73	3/11/2018	18.83			25.9
MW-45C	44.73	5/15/2018	19.61			25.12

Table 1
GROUNDWATER MEASUREMENTS
Houston, TX - Wood Preserving Works

Well ID	TOC Elevation (ft)	Date	Depth to Water (ft)	Depth to DNAPL (ft BTOC)	DNAPL Thickness (ft)	GW Elevation (ft)
MW-45C	44.73	1/4/2019	19.02			25.71
MW-45C	44.73	7/9/2019	18.39			26.34
MW-45C	44.73	1/7/2020	16.24			28.49
MW-45C	44.73	7/7/2020	16.3			28.43
MW-45C	44.73	1/4/2021	15.61			29.12
MW-45C	44.73	7/8/2021	14.39	69.79	0.81	30.34
MW-45C	44.73	1/4/2022	15.62			29.11
MW-46C	44.94	3/15/2004	16.16	ND	ND	28.78
MW-46C	44.94	9/14/2004	17.97	ND	ND	26.97
MW-46C	44.94	7/18/2005	18.50	69.05	3.78	26.44
MW-46C	44.94	1/13/2006	19.66	70.20	3.22	25.28
MW-46C	44.94	7/27/2006	17.96	68.89	3.90	26.98
MW-46C	44.94	3/7/2007	16.01	69.32	3.43	28.93
MW-46C	44.94	7/27/2007	14.54	69.31	3.59	30.4
MW-46C	44.94	1/30/2008	15.68	70.81	2.00	29.26
MW-46C	44.94	7/14/2008	17.38	69.97	2.84	27.56
MW-46C	44.94	2/3/2009	16.78	69.28	3.53	28.16
MW-46C	44.94	7/23/2009	17.59	69.35	3.55	27.35
MW-46C	44.94	1/9/2010	14.53	68.74	4.16	30.41
MW-46C	44.94	5/27/2010	16.26	69.4	3.50	28.68
MW-46C	44.94	6/28/2010	16.39	70.85	2.05	28.55
MW-46C	44.94	7/12/2010	16.29	72.25	0.65	28.65
MW-46C	44.94	8/31/2010	16.13	72.46	0.44	28.81
MW-46C	44.94	1/12/2011	15.96	71.75	1.15	28.98
MW-46C	44.94	7/11/2011	18.07	71.65	1.25	26.87
MW-46C	44.94	1/26/2012	16.54	ND	ND	28.4
MW-46C	44.94	7/10/2012	20.34	72.8	0.10	24.6
MW-46C	44.94	1/8/2013	21.18	71.31	1.59	23.76
MW-46C	44.94	7/23/2013	21.96	72.16	0.74	22.98
MW-46C	44.94	1/8/2014	21.81	72.55	0.35	23.13
MW-46C	44.94	7/16/2014	20.86	71.39	1.51	24.08
MW-46C	44.94	1/5/2015	20.47	72.06	0.84	24.47
MW-46C	44.94	8/10/2015	18.39	72.42	0.48	26.55
MW-46C	44.94	1/13/2016	18.24	72.59	0.31	26.70
MW-46C	44.94	7/6/2016	18.54	72.49	0.41	26.40
MW-46C	44.94	1/12/2017	19.27	72.46	0.44	25.67
MW-46C	44.94	7/5/2017	19.12	72.34	0.56	25.82
MW-46C	44.94	9/6/2017	19.29	72.34	0.56	25.65
MW-46C	44.94	2/8/2018	19.96	72.46	0.44	24.98
MW-46C	44.94	3/11/2018	20.04	72.32	0.58	24.90
MW-46C	44.94	5/15/2018	21.02	72.59	0.31	23.92
MW-46C	44.94	1/4/2019	20.49	72.46	0.44	24.45
MW-46C	44.94	7/9/2019	18.72			26.22
MW-46C	44.94	1/7/2020	16.34			28.6
MW-46C	44.94	7/7/2020	16.5			28.44
MW-46C	44.94	1/4/2021	15.81			29.13
MW-46C	44.94	7/8/2021	14.61			30.33
MW-46C	44.94	1/4/2022	15.67			29.27
MW-47A	45.58	3/20/2020	9.26			36.32
MW-47A	45.58	6/1/2020	8.11			37.47
MW-47A	45.58	7/8/2020	8.01			37.57
MW-47A	45.58	1/5/2021	7.21			38.37
MW-47A	45.58	7/12/2021	5.21			40.37
MW-47A	45.58	1/4/2022	8.68			36.9
MW-47C	45.61	7/27/2007	16.62			28.99
MW-47C	45.61	1/29/2008	16.04			29.57
MW-47C	45.61	7/14/2008	18.15			27.46
MW-47C	45.61	2/4/2009	18.39			27.22
MW-47C	45.61	7/23/2009	18.61			27
MW-47C	45.61	1/9/2010	16.46			29.15
MW-47C	45.61	7/12/2010	18.33			27.28
MW-47C	45.61	1/12/2011	17.86			27.75
MW-47C	45.61	7/11/2011	19.94			25.67
MW-47C	45.61	1/26/2012	18.77			26.84
MW-47C	45.61	7/9/2012	18.17			27.44
MW-47C	45.61	1/8/2013	19.47			26.14
MW-47C	45.61	7/23/2013	20.61			25
MW-47C	45.61	1/8/2014	19.57			26.04
MW-47C	45.61	7/16/2014	19.02			26.59
MW-47C	45.61	1/5/2015	19.07			26.54
MW-47C	45.61	8/10/2015	17.41			28.20
MW-47C	45.61	1/13/2016	16.83			28.78
MW-47C	45.61	7/6/2016	17.01			28.60
MW-47C	45.61	1/12/2017	17.59			28.02
MW-47C	45.52	7/5/2017	NM			
MW-47C	45.52	9/6/2017	NM			
MW-47C	45.52	1/7/2020	17.28			28.24
MW-47C	45.52	7/8/2020	17.4			28.12

Table 1
GROUNDWATER MEASUREMENTS
Houston, TX - Wood Preserving Works

Well ID	TOC Elevation (ft)	Date	Depth to Water (ft)	Depth to DNAPL (ft BTOC)	DNAPL Thickness (ft)	GW Elevation (ft)
MW-47C	45.52	1/5/2021	16.78			28.74
MW-47C	45.52	7/12/2021	15.21			30.31
MW-47C	45.52	1/4/2022	17.74			27.78
MW-48C	44.68	3/15/2004	17.31			27.37
MW-48C	44.68	9/14/2004	18.60			26.08
MW-48C	44.68	7/18/2005	19.17			25.51
MW-48C	44.68	1/6/2006	20.33			24.35
MW-48C	44.68	7/27/2006	18.73			25.95
MW-48C	44.68	3/7/2007	16.52			28.16
MW-48C	44.68	7/27/2007	15.22			29.46
MW-48C	44.68	1/29/2008	16.32			28.36
MW-48C	44.68	7/14/2008	17.63			27.05
MW-48C	44.68	2/4/2009	17.97			26.71
MW-48C	44.68	7/24/2009	18.39			26.29
MW-48C	44.68	1/9/2010	15.81			28.87
MW-48C	44.68	7/12/2010	17.42			27.26
MW-48C	44.68	1/12/2011	17.52			27.16
MW-48C	44.68	7/11/2011	19.58			25.1
MW-48C	44.68	1/26/2012	18.52			26.16
MW-48C	44.68	7/9/2012	17.12			27.56
MW-48C	44.68	1/8/2013	18.26			26.42
MW-48C	44.68	7/23/2013	20.17			24.51
MW-48C	44.68	1/8/2014	19.19			25.49
MW-48C	44.68	7/16/2014	18.38			26.30
MW-48C	44.68	1/5/2015	18.76			25.92
MW-48C	44.68	8/10/2015	16.34			28.34
MW-48C	44.68	1/13/2016	15.72			28.96
MW-48C	44.68	7/6/2016	16.16			28.52
MW-48C	44.68	1/12/2017	16.71			27.97
MW-48C	44.68	7/5/2017	17.17			27.51
MW-48C	44.68	9/6/2017	17.15			27.53
MW-48C	44.68	2/11/2018	17.36			27.32
MW-48C	44.68	3/11/2018	16.74			27.94
MW-48C	44.68	5/14/2018	17.33			27.35
MW-48C	44.68	1/4/2019	16.67			28.01
MW-48C	44.68	7/9/2019	18.23			26.45
MW-48C	44.68	1/7/2020	17.09			27.59
MW-48C	44.68	7/16/2020	17.87			26.81
MW-48C	44.68	1/5/2021	16.48			28.20
MW-48C	44.68	7/12/2021	14.81			29.87
MW-48C	44.68	1/4/2022	18.74			25.94
MW-49A	46.18	3/7/2007	12.91			33.27
MW-49A	46.18	7/27/2007	8.86			37.32
MW-49A	46.18	1/31/2008	12.02			34.16
MW-49A	46.18	7/15/2008	12.99			33.19
MW-49A	46.18	2/4/2009	13.29			32.89
MW-49A	46.18	7/24/2009	13.71			32.47
MW-49A	46.18	1/9/2010	11.07			35.11
MW-49A	46.18	7/12/2010	11.62			34.56
MW-49A	46.18	1/12/2011	10.82			35.36
MW-49A	46.18	7/11/2011	12.31			33.87
MW-49A	46.18	1/26/2012	9.48			36.7
MW-49A	46.18	7/9/2012	9.79			36.39
MW-49A	46.18	1/8/2013	11.31			34.87
MW-49A	46.18	7/23/2013	11.92			34.26
MW-49A	46.18	1/8/2014	11.56			34.62
MW-49A	46.18	7/16/2014	10.57			35.61
MW-49A	46.18	1/5/2015	16.12			30.06
MW-49A	46.18	8/10/2015	9.61			36.57
MW-49A	46.18	1/13/2016	9.34			36.84
MW-49A	46.18	7/6/2016	9.57			36.61
MW-49A	46.18	1/12/2017	10.03			36.15
MW-49A	46.18	7/5/2017	10.32			35.86
MW-49A	46.18	9/6/2017	10.24			35.94
MW-49A	46.18	2/11/2018	10.29			35.89
MW-49A	46.18	3/11/2018	10.56			35.62
MW-49A	46.18	5/14/2018	12.34			33.84
MW-49A	46.18	1/4/2019	11.81			34.37
MW-49A	46.18	7/9/2019	11.21			34.97
MW-49A	46.18	1/7/2020	11.12			35.06
MW-49A	46.18	7/8/2020	10.4			35.78
MW-49A	46.18	1/5/2021	8.94			37.24
MW-49A	46.18	7/12/2021	6.42			39.76
MW-49A	46.18	1/4/2022	10.54			35.64
MW-49B	46.22	2/4/2009	11.65			34.57
MW-49B	46.22	7/24/2009	11.93			34.29
MW-49B	46.22	1/9/2010	9.73			36.49
MW-49B	46.22	7/12/2010	11.36			34.86

Table 1
GROUNDWATER MEASUREMENTS
Houston, TX - Wood Preserving Works

Well ID	TOC Elevation (ft)	Date	Depth to Water (ft)	Depth to DNAPL (ft BTOC)	DNAPL Thickness (ft)	GW Elevation (ft)
MW-49B	46.22	1/12/2011	8.04			38.18
MW-49B	46.22	7/11/2011	12.29			33.93
MW-49B	46.22	1/26/2012	10.74			35.48
MW-49B	46.22	7/9/2012	7.38			38.84
MW-49B	46.22	1/8/2013	11.27	33.56	1.19	34.95
MW-49B	46.22	7/23/2013	11.83	33.91	0.84	34.39
MW-49B	46.22	1/8/2014	11.24			34.98
MW-49B	46.22	7/16/2014	9.62			36.60
MW-49B	46.22	1/5/2015	10.74			35.48
MW-49B	46.22	8/10/2015	8.17			38.05
MW-49B	46.22	1/13/2016	7.74			38.48
MW-49B	46.22	7/6/2016	8.02			38.20
MW-49B	46.22	1/12/2017	8.46			37.76
MW-49B	46.22	7/5/2017	8.72			37.50
MW-49B	46.22	9/6/2017	8.67			37.55
MW-49B	46.22	2/11/2018	10.03			36.19
MW-49B	46.22	3/11/2018	10.64			35.58
MW-49B	46.22	5/14/2018	13.27			32.95
MW-49B	46.22	1/4/2019	12.59			33.63
MW-49B	46.22	7/9/2019	12.02	34.62	0.24	34.2
MW-49B	46.22	1/7/2020	11.51	20.09	12.96	34.71
MW-49B	46.22	7/8/2020	10.52	32.41	0.64	35.7
MW-49B	46.22	1/5/2021	6.41	32.2	0.85	39.81
MW-49B	46.22	7/12/2021	3.47	ND		42.75
MW-49B	46.22	1/4/2022	7.86	ND		38.36
MW-50A	46.96	3/7/2007	8.16			38.8
MW-50A	46.96	7/27/2007	4.70			42.26
MW-50A	46.96	1/31/2008	5.68			41.28
MW-50A	46.96	7/16/2008	7.99			38.97
MW-50A	46.96	2/4/2009	9.31			37.65
MW-50A	46.96	7/24/2009	9.49			37.47
MW-50A	46.96	1/9/2010	7.02			39.94
MW-50A	46.96	7/12/2010	8.74			38.22
MW-50A	46.96	1/12/2011	5.61			41.35
MW-50A	46.96	7/11/2011	9.86			37.1
MW-50A	46.96	1/26/2012	7.21			39.75
MW-50A	46.96	7/9/2012	4.63			42.33
MW-50A	46.96	1/8/2013	5.91			41.05
MW-50A	46.96	7/23/2013	7.13			39.83
MW-50A	46.96	1/8/2014	6.71			40.25
MW-50A	46.96	7/16/2014	6.29			40.67
MW-50A	46.96	1/5/2015	6.22			40.74
MW-50A	46.96	8/10/2015	5.01			41.95
MW-50A	46.96	1/13/2016	4.06			42.90
MW-50A	46.96	7/6/2016	4.71			42.25
MW-50A	46.96	1/12/2017	5.21			41.75
MW-50A	46.96	7/5/2017	5.63			41.33
MW-50A	46.96	9/6/2017	5.51			41.45
MW-50A	46.96	2/11/2018	4.39			42.57
MW-50A	46.96	3/11/2018	4.81			42.15
MW-50A	46.96	5/15/2018	5.27			41.69
MW-50A	46.96	1/3/2019	4.62			42.34
MW-50A	46.96	7/9/2019	4.21			42.75
MW-50A	46.96	1/7/2020	7.09			39.87
MW-50A	46.96	7/8/2020	7.19			39.77
MW-50A	46.96	1/5/2021	4.82			42.14
MW-50A	46.96	7/12/2021	6.41			40.55
MW-50A	46.96	1/4/2022	7.31			39.65
MW-50B	47.55	3/12/2020	8.37			39.18
MW-50B	47.55	5/26/2020	8.31			39.24
MW-50B	47.55	7/8/2020	7.91			39.64
MW-50B	47.55	1/5/2021	7.92			39.63
MW-50B	47.55	7/12/2021	3.61			43.94
MW-50B	47.55	1/4/2022	8.32			39.23
MW-51A	47.80	3/7/2007	6.96			40.84
MW-51A	47.80	7/27/2007	5.45			42.35
MW-51A	47.80	1/31/2008	5.92			41.88
MW-51A	47.80	7/15/2008	NM			
MW-51A	47.80	2/4/2009	9.98			37.82
MW-51A	47.80	7/24/2009	10.34			37.46
MW-51A	47.80	1/9/2010	7.83			39.97
MW-51A	47.80	7/12/2010	9.16			38.64
MW-51A	47.80	1/12/2011	8.56			39.24
MW-51A	47.80	7/11/2011	12.74			35.06
MW-51A	47.80	1/26/2012	7.33			40.47
MW-51A	47.80	7/9/2012	7.26			40.54
MW-51A	47.80	1/8/2013	7.62			40.18
MW-51A	47.80	7/23/2013	10.54			37.26

Table 1
GROUNDWATER MEASUREMENTS
Houston, TX - Wood Preserving Works

Well ID	TOC Elevation (ft)	Date	Depth to Water (ft)	Depth to DNAPL (ft BTOC)	DNAPL Thickness (ft)	GW Elevation (ft)
MW-51A	47.80	1/8/2014	10.21			37.59
MW-51A	47.80	7/16/2014	8.51			39.29
MW-51A	47.80	1/5/2015	9.87			39.29
MW-51A	47.80	8/10/2015	7.96			39.84
MW-51A	47.80	1/13/2016	7.13			40.67
MW-51A	47.80	7/6/2016	7.29			40.51
MW-51A	47.80	1/12/2017	7.63			40.17
MW-51A	47.80	7/5/2017	7.74			40.06
MW-51A	47.80	9/6/2017	7.63			40.17
MW-51A	47.80	2/11/2018	5.92			41.88
MW-51A	47.80	3/12/2018	6.41			41.39
MW-51A	47.80	5/15/2018	7.16			40.64
MW-51A	47.80	1/4/2019	6.67			41.13
MW-51A	47.80	7/9/2019	6.29			41.51
MW-51A	47.80	1/7/2020	8.47			39.33
MW-51A	47.80	7/8/2020	7.45			40.35
MW-51A	47.80	1/5/2021	6.41			41.39
MW-51A	47.80	7/12/2021	4.5			43.3
MW-51A	47.80	1/4/2022	7.44			40.36
MW-51C	47.48	7/16/2014	22.21			25.27
MW-51C	47.48	1/5/2015	NM			NM
MW-51C	47.48	8/10/2015	18.79			28.69
MW-51C	47.48	1/13/2016	18.06			29.42
MW-51C	47.48	7/6/2016	18.26			29.22
MW-51C	47.48	1/12/2017	18.68			28.80
MW-51C	47.48	7/5/2017	19.12			28.36
MW-51C	47.48	9/6/2017	19.02			28.46
MW-51C	47.48	2/11/2018	17.63			29.85
MW-51C	47.48	3/12/2018	18.03			29.45
MW-51C	47.48	5/15/2018	20.83			26.65
MW-51C	47.48	1/3/2019	20.17			27.31
MW-51C	47.48	7/9/2019	20.39			27.09
MW-51C	47.48	1/7/2020	20.34			27.14
MW-51C	47.48	7/8/2020	18.05			29.43
MW-51C	47.48	1/5/2021	21.97			25.51
MW-51C	47.48	7/12/2021	16.51			30.97
MW-51C	47.48	1/4/2022	19.31			28.17
MW-52A	51.91	3/7/2007	13.66			38.25
MW-52A	51.91	7/27/2007	11.76			40.15
MW-52A	51.91	1/31/2008	12.60			39.31
MW-52A	51.91	7/15/2008	14.42			37.49
MW-52A	51.91	2/5/2009	15.52			36.39
MW-52A	51.91	7/23/2009	16.39			35.52
MW-52A	51.91	1/9/2010	12.57			39.34
MW-52A	51.91	7/12/2010	14.19			37.72
MW-52A	51.91	1/12/2011	9.06			42.85
MW-52A	51.91	7/12/2011	16.53			35.38
MW-52A	51.91	1/26/2012	12.99			38.92
MW-52A	51.91	7/9/2012	12.43			39.48
MW-52A	51.91	1/7/2013	14.94			36.97
MW-52A	51.91	7/22/2013	16.29			35.62
MW-52A	51.91	1/7/2014	16.01			35.9
MW-52A	51.91	7/15/2014	15.39			36.52
MW-52A	51.91	1/5/2015	15.37			36.54
MW-52A	51.91	8/10/2015	13.61			38.30
MW-52A	51.91	1/13/2016	12.96			38.95
MW-52A	51.91	7/6/2016	NM			NM
MW-53C	45.49	3/7/2007	16.12			29.37
MW-53C	45.49	7/27/2007	14.55			30.94
MW-53C	45.49	1/29/2008	15.12			30.37
MW-53C	45.49	7/14/2008	16.86			28.63
MW-53C	45.49	2/3/2009	16.69			28.8
MW-53C	45.49	7/23/2009	17.62			27.87
MW-53C	45.49	1/9/2010	15.19			30.3
MW-53C	45.49	7/12/2010	15.71			29.78
MW-53C	45.49	1/12/2011	16.58			28.91
MW-53C	45.49	7/11/2011	18.61			26.88
MW-53C	45.49	1/27/2012	17.54			27.95
MW-53C	45.49	7/10/2012	17.73			27.76
MW-53C	45.49	1/8/2013	18.14			27.35
MW-53C	45.49	7/23/2013	19.28			26.21
MW-53C	45.49	1/8/2014	21.12			24.37
MW-53C	45.49	7/16/2014	17.37			28.12
MW-53C	45.49	1/5/2015	20.71			24.78
MW-53C	45.49	8/10/2015	18.72			26.77
MW-53C	45.49	1/13/2016	18.06			27.43
MW-53C	45.49	7/6/2016	18.42			27.07
MW-53C	45.49	1/12/2017	18.89			26.60

Table 1
GROUNDWATER MEASUREMENTS
Houston, TX - Wood Preserving Works

Well ID	TOC Elevation (ft)	Date	Depth to Water (ft)	Depth to DNAPL (ft BTOC)	DNAPL Thickness (ft)	GW Elevation (ft)
MW-53C	45.49	7/5/2017	19.16			26.33
MW-53C	45.49	9/6/2017	19.13			26.36
MW-53C	45.49	2/11/2018	16.43			29.06
MW-53C	45.49	3/11/2018	15.54			29.95
MW-53C	45.49	5/14/2018	16.56			28.93
MW-53C	45.49	1/4/2019	15.93			29.56
MW-53C	45.49	7/9/2019	15.86			29.63
MW-53C	45.49	1/7/2020	16.72			28.77
MW-53C	45.49	7/7/2020	14.15			31.34
MW-53C	45.49	1/4/2021	15.78			29.71
MW-53C	45.49	7/8/2021	12.95			32.54
MW-53C	45.49	1/4/2022	15.86			29.63
MW-54B	45.25	3/11/2020	13.42			31.83
MW-54B	45.25	5/22/2020	13.70			31.55
MW-54B	45.25	7/7/2020	14.63			30.62
MW-54B	45.25	1/4/2021	13.41			31.84
MW-54B	45.25	7/8/2021	12.99			32.26
MW-54B	45.25	1/4/2022	11.92			33.33
MW-54C	44.99	3/7/2007	15.74			29.25
MW-54C	44.99	7/27/2007	14.63			30.36
MW-54C	44.99	1/28/2008	15.28			29.71
MW-54C	44.99	7/14/2008	16.68			28.31
MW-54C	44.99	2/3/2009	16.87			28.12
MW-54C	44.99	7/23/2009	17.84			27.15
MW-54C	44.99	1/9/2010	15.46			29.53
MW-54C	44.99	7/12/2010	16.49			28.5
MW-54C	44.99	1/12/2011	16.46			28.53
MW-54C	44.99	7/11/2011	18.23			26.76
MW-54C	44.99	1/27/2012	17.42			27.57
MW-54C	44.99	7/10/2012	17.36			27.63
MW-54C	44.99	1/8/2013	17.81			27.18
MW-54C	44.99	7/23/2013	18.89			26.1
MW-54C	44.99	1/8/2014	18.14			26.85
MW-54C	44.99	7/16/2014	17.49			27.50
MW-54C	44.99	1/5/2015	17.86			27.13
MW-54C	44.99	8/10/2015	16.02			28.97
MW-54C	44.99	1/13/2016	15.33			29.66
MW-54C	44.99	7/6/2016	15.66			29.33
MW-54C	44.99	1/12/2017	16.17			28.82
MW-54C	44.99	7/5/2017	16.61			28.38
MW-54C	44.99	9/6/2017	16.59			28.40
MW-54C	44.99	2/11/2018	15.4			29.59
MW-54C	44.99	3/11/2018	15.68			29.31
MW-54C	44.99	5/14/2018	16.31			28.68
MW-54C	44.99	1/4/2019	15.71			29.28
MW-54C	44.99	7/9/2019	15.27			29.72
MW-54C	44.99	1/7/2020	15.59			29.4
MW-54C	44.99	7/7/2020	16.38			28.61
MW-54C	44.99	1/4/2021	15.71			29.28
MW-54C	44.99	7/8/2021	14.38			30.61
MW-54C	44.99	1/4/2022	15.51			29.48
MW-55A	52.01	2/4/2009	13.79			38.22
MW-55A	52.01	7/23/2009	14.06			37.95
MW-55A	52.01	1/9/2010	10.83			41.18
MW-55A	52.01	7/12/2010	12.72			39.29
MW-55A	52.01	1/12/2011	10.13			41.88
MW-55A	52.01	7/12/2011	15.18			36.83
MW-55A	52.01	1/26/2012	11.71			40.3
MW-55A	52.01	7/9/2012	12.29			39.72
MW-55A	52.01	1/7/2013	13.34			38.67
MW-55A	52.01	7/22/2013	14.19			37.82
MW-55A	52.01	1/7/2014	12.73			39.28
MW-55A	52.01	7/15/2014	11.30			40.71
MW-55A	52.01	1/5/2015	12.51			39.50
MW-55A	52.01	8/10/2015	10.79			41.22
MW-55B	52.04	1/26/2012	13.28			38.76
MW-55B	52.04	7/9/2012	13.93			38.11
MW-55B	52.04	1/7/2013	13.73			38.31
MW-55B	52.04	7/22/2013	14.59			37.45
MW-55B	52.04	1/7/2014	12.89			39.15
MW-55B	52.04	7/15/2014	12.49			39.55
MW-55B	52.04	1/5/2015	12.41			39.63
MW-55B	52.04	8/10/2015	10.19			41.85
MW-57A	47.72	2/5/2009	12.73		0.00	34.99
MW-57A	47.72	7/23/2009	12.91		0.00	34.81
MW-57A	47.72	1/9/2010	9.78		0.00	37.94
MW-57A	47.72	7/12/2010	8.56	24.55	2.55	39.16
MW-57A	47.72	1/12/2011	9.83	22.76	4.14	37.89

Table 1
GROUNDWATER MEASUREMENTS
Houston, TX - Wood Preserving Works

Well ID	TOC Elevation (ft)	Date	Depth to Water (ft)	Depth to DNAPL (ft BTOC)	DNAPL Thickness (ft)	GW Elevation (ft)
MW-57A	47.72	7/12/2011	13.88	22.79	4.11	33.84
MW-57A	47.72	1/26/2012	10.54	22.78	4.12	37.18
MW-57A	47.72	7/9/2012	9.72	22.65	4.25	38
MW-57A	47.72	1/7/2013	10.61	22.14	4.76	37.11
MW-57A	47.72	7/22/2013	13.21	23.05	3.85	34.51
MW-57A	47.72	1/7/2014	11.79	26.15	0.75	35.93
MW-57A	47.72	7/15/2014	10.42	26.09	0.81	37.30
MW-57A	47.72	1/5/2015	10.13	26.75	0.15	37.59
MW-57A	47.72	8/10/2015	7.46	26.9	0.00	40.26
MW-57A	47.72	7/6/2016	7.39			40.33
MW-57A	47.72	1/12/2017	8.07			39.65
MW-57A	47.72	7/6/2017	8.41			39.31
MW-57A	47.72	9/6/2017	8.46			39.26
MW-57A	47.72	2/7/2018	8.98			38.74
MW-57A	47.72	3/11/2018	9.24			38.48
MW-57A	47.72	5/14/2018	9.67			38.05
MW-57A	47.72	1/4/2019	9.52			38.2
MW-57A	47.72	7/9/2019	10.11			37.61
MW-57A	47.72	1/8/2020	14.46			33.26
MW-57A	47.72	7/7/2020	13.18			34.54
MW-57A	47.72	1/6/2021	12.51			35.21
MW-57A	47.72	7/13/2021	9.81			37.91
MW-57A	47.72	1/4/2022	13.41			34.31
MW-57B	50.90	1/26/2012	28.83	42.51	0.44	22.07
MW-57B	50.90	7/9/2012	27.93	42.45	0.50	22.97
MW-57B	50.90	1/7/2013	28.63	41.36	1.59	22.27
MW-57B	50.90	7/22/2013	16.34	41.67	1.28	34.56
MW-57B	50.90	1/7/2014	15.04			35.86
MW-57B	50.90	7/15/2014	15.71			35.19
MW-57B	50.90	1/5/2015	14.32			36.58
MW-57B	50.90	8/10/2015	12.42			38.48
MW-57B	50.90	7/6/2016	12.44			38.46
MW-57B	50.90	1/12/2017	13.24			37.66
MW-57B	50.90	7/6/2017	13.57			37.33
MW-57B	50.90	9/6/2017	13.79			37.11
MW-57B	50.90	2/7/2018	12.42			38.48
MW-57B	50.90	3/11/2018	12.62			38.28
MW-57B	50.90	5/14/2018	13.29			37.61
MW-57B	50.90	1/4/2019	13.03			37.87
MW-57B	50.90	7/9/2019	13.71			37.19
MW-57B	50.90	1/8/2020	13.73			37.17
MW-57B	50.90	7/7/2020	14.61			36.29
MW-57B	50.90	1/6/2021	13.25			37.65
MW-57B	50.90	7/13/2021	13.81			37.09
MW-57B	50.90	1/4/2022	13.46			37.44
MW-58A	47.76	2/5/2009	14.55			33.21
MW-58A	47.76	7/23/2009	14.04			33.72
MW-58A	47.76	1/9/2010	12.29			35.47
MW-58A	47.76	7/12/2010	14.03			33.73
MW-58A	47.76	1/12/2011	11.88			35.88
MW-58A	47.76	7/12/2011	16.16			31.6
MW-58A	47.76	1/26/2012	12.26			35.5
MW-58A	47.76	7/9/2012	11.62			36.14
MW-58A	47.76	1/7/2013	11.91			35.85
MW-58A	47.76	7/22/2013	13.71			34.05
MW-58A	47.76	1/7/2014	13.26			34.5
MW-58A	47.76	7/15/2014	13.06			34.70
MW-58A	47.76	1/5/2015	13.06			34.70
MW-58A	47.76	8/10/2015	11.29			36.47
MW-58A	47.76	7/6/2016	7.46			40.30
MW-58A	47.76	1/12/2017	8.04			39.72
MW-58A	47.76	7/6/2017	8.39			39.37
MW-58A	47.76	9/6/2017	8.33			39.43
MW-58A	47.76	2/11/2018	6.47			41.29
MW-58A	47.76	3/11/2018	12.71			35.05
MW-58A	47.76	5/14/2018	12.94			34.82
MW-58A	47.76	1/4/2019	12.29			35.47
MW-58A	47.76	7/9/2019	12.29			35.47
MW-58A	47.76	1/7/2020	13.17			34.59
MW-58A	47.76	7/7/2020	11.21			36.55
MW-58A	47.76	1/6/2021	11.88			35.88
MW-58A	47.76	7/13/2021	7.84			39.92
MW-58A	47.76	1/4/2022	12.61			35.15
MW-59A	44.18	2/5/2009	10.71			33.47
MW-59A	44.18	7/23/2009	9.96			34.22
MW-59A	44.18	1/9/2010	8.62			35.56
MW-59A	44.18	7/12/2010	9.97			34.21
MW-59A	44.18	1/12/2011	8.06			36.12

Table 1
GROUNDWATER MEASUREMENTS
Houston, TX - Wood Preserving Works

Well ID	TOC Elevation (ft)	Date	Depth to Water (ft)	Depth to DNAPL (ft BTOC)	DNAPL Thickness (ft)	GW Elevation (ft)
MW-59A	44.18	7/11/2011	10.54			33.64
MW-59A	44.18	1/26/2012	6.36			37.82
MW-59A	44.18	7/9/2012	7.63			36.55
MW-59A	44.18	1/8/2013	9.09			35.09
MW-59A	44.18	7/23/2013	9.76			34.42
MW-59A	44.18	1/8/2014	9.34			34.84
MW-59A	44.18	7/16/2014	9.17			35.01
MW-59A	44.18	1/5/2015	8.71			35.47
MW-59A	44.18	8/10/2015	5.76			38.42
MW-59A	44.18	1/13/2016	5.01			39.17
MW-59A	44.18	7/6/2016	5.26			38.92
MW-59A	44.18	1/12/2017	5.81			38.37
MW-59A	44.18	7/5/2017	6.14			38.04
MW-59A	44.18	9/6/2017	6.09			38.09
MW-59A	44.18	2/11/2018	6.26			37.92
MW-59A	44.18	3/12/2018	9.13			35.05
MW-59A	44.18	5/14/2018	8.81			35.37
MW-59A	44.18	1/4/2019	8.12			36.06
MW-59A	44.18	7/9/2019	8.92			35.26
MW-59A	44.18	1/8/2020	9.21			34.97
MW-59A	44.18	7/8/2020	8.64			35.54
MW-59A	44.18	1/5/2021	7.72			36.46
MW-59A	44.18	7/8/2021	5.21			38.97
MW-59A	44.18	1/4/2022	8.92			35.26
MW-59B	44.36	7/12/2010	7.43			36.93
MW-59B	44.36	1/12/2011	6.89			37.47
MW-59B	44.36	7/11/2011	11.03			33.33
MW-59B	44.36	1/26/2012	4.44			39.92
MW-59B	44.36	7/9/2012	7.48			36.88
MW-59B	44.36	1/8/2013	9.36			35
MW-59B	44.36	7/23/2013	9.94			34.42
MW-59B	44.36	1/8/2014	9.52			34.84
MW-59B	44.36	7/16/2014	8.67			35.69
MW-59B	44.36	1/5/2015	8.92			35.44
MW-59B	44.36	8/10/2015	5.91			38.45
MW-59B	44.36	1/13/2016	5.22			39.14
MW-59B	44.36	7/6/2016	5.39			38.97
MW-59B	44.36	1/12/2017	5.97			38.39
MW-59B	44.36	7/5/2017	6.27			38.09
MW-59B	44.36	9/6/2017	6.06			38.30
MW-59B	44.36	2/11/2018	7.59			36.77
MW-59B	44.36	3/12/2018	9.61			34.75
MW-59B	44.36	5/14/2018	9.09			35.27
MW-59B	44.36	1/4/2019	8.27			36.09
MW-59B	44.36	7/9/2019	9.06			35.3
MW-59B	44.36	1/8/2020	9.17			35.19
MW-59B	44.36	7/8/2020	8.51			35.85
MW-59B	44.36	1/5/2021	7.61			36.75
MW-59B	44.36	7/8/2021	6.1			38.26
MW-59B	44.36	1/4/2022	8.81			35.55
MW-59D	44.22	2/5/2009	84.17			-39.95
MW-59D	44.22	7/23/2009	83.53			-39.31
MW-59D	44.22	1/9/2010	81.73			-37.51
MW-59D	44.22	7/12/2010	82.16			-37.94
MW-59D	44.22	1/12/2011	82.83			-38.61
MW-59D	44.22	7/11/2011	82.89			-38.67
MW-59D	44.22	1/26/2012	82.93			-38.71
MW-59D	44.22	7/9/2012	82.36			-38.14
MW-59D	44.22	1/8/2013	82.81			-38.59
MW-59D	44.22	7/23/2013	83.04			-38.82
MW-59D	44.22	1/8/2014	83.14			-38.92
MW-59D	44.22	7/16/2014	82.67			-38.45
MW-59D	44.22	1/5/2015	82.07			-37.85
MW-59D	44.22	8/10/2015	81.77			-37.55
MW-59D	44.22	1/13/2016	81.03			-36.81
MW-59D	44.22	7/6/2016	81.62			-37.40
MW-59D	44.22	1/12/2017	82.09			-37.87
MW-59D	44.22	7/5/2017	82.17			-37.95
MW-59D	44.22	9/6/2017	82.16			-37.94
MW-59D	44.22	2/11/2018	81.09			-36.87
MW-59D	44.22	3/12/2018	81.17			-36.95
MW-59D	44.22	5/14/2018	81.79			-37.57
MW-59D	44.22	1/4/2019	81.02			-36.8
MW-59D	44.22	7/9/2019	81.31			-37.09
MW-59D	44.22	1/8/2020	83.06			-38.84
MW-59D	44.22	7/8/2020	79.56			-35.34
MW-59D	44.22	1/5/2021	79.65			-35.43
MW-59D	44.22	7/8/2021	79.21			-34.99

Table 1
GROUNDWATER MEASUREMENTS
Houston, TX - Wood Preserving Works

Well ID	TOC Elevation (ft)	Date	Depth to Water (ft)	Depth to DNAPL (ft BTOC)	DNAPL Thickness (ft)	GW Elevation (ft)
MW-59D	44.22	1/4/2022	79.74			-35.52
MW-60A	46.79	2/4/2009	9.56			37.23
MW-60A	46.79	7/23/2009	9.71			37.08
MW-60A	46.79	1/9/2010	7.72			39.07
MW-60A	46.79	7/12/2010	8.61			38.18
MW-60A	46.79	1/12/2011	5.82			40.97
MW-60A	46.79	7/11/2011	9.86			36.93
MW-60A	46.79	1/26/2012	4.34			42.45
MW-60A	46.79	7/9/2012	5.42			41.37
MW-60A	46.79	1/8/2013	6.91			39.88
MW-60A	46.79	7/23/2013	10.42			36.37
MW-60A	46.79	1/8/2014	8.06			38.73
MW-60A	46.79	7/16/2014	7.29			39.50
MW-60A	46.79	1/5/2015	7.39			39.40
MW-60A	46.79	8/10/2015	6.32			40.47
MW-60A	46.79	1/13/2016	5.67			41.12
MW-60A	46.79	7/6/2016	6.13			40.66
MW-60A	46.79	1/12/2017	--			
MW-60A	46.79	9/6/2017	NM			
MW-60A	46.79	2/11/2018	3.49			43.30
MW-60A	46.79	3/12/2018	3.71			43.08
MW-60A	46.79	5/14/2018	5.19			41.60
MW-60A	46.79	1/4/2019	4.33			42.46
MW-60A	46.79	7/9/2019	5.52			41.27
MW-60AR	47.09	3/20/2020	8.03			39.06
MW-60AR	47.09	6/1/2020	7.42			39.67
MW-60AR	47.09	7/8/2020	7.22			39.87
MW-60AR	47.09	1/5/2021	5.91			41.18
MW-60AR	47.09	7/12/2021	4.19			42.90
MW-60AR	47.09	1/4/2022	7.44			39.65
MW60B	47.04	3/17/2020	24.91			22.13
MW60B	47.04	6/1/2020	11.42			35.62
MW-60B	47.04	7/8/2020	12.3			34.74
MW-60B	47.04	1/6/2021	9.41			37.63
MW-60B	47.04	7/12/2021	3.24			43.8
MW-60B	47.04	1/4/2022	8.51			38.53
MW-61A	44.67	2/3/2009	8.35			36.32
MW-61A	44.67	7/23/2009	8.47			36.2
MW-61A	44.67	1/9/2010	6.49			38.18
MW-61A	44.67	7/12/2010	8.09			36.58
MW-61A	44.67	1/12/2011	6.56			38.11
MW-61A	44.67	7/11/2011	9.67			35
MW-61A	44.67	1/26/2012	2.48			42.19
MW-61A	44.67	7/9/2012	4.55			40.12
MW-61A	44.67	1/8/2013	6.72			37.95
MW-61A	44.67	7/23/2013	9.16			35.51
MW-61A	44.67	1/8/2014	7.04			37.63
MW-61A	44.67	7/16/2014	6.34			38.33
MW-61A	44.67	1/5/2015	6.52			38.15
MW-61A	44.67	8/10/2015	4.02			40.65
MW-61A	44.67	1/13/2016	3.34			41.33
MW-61A	44.67	7/6/2016	3.97			40.70
MW-61A	44.67	1/12/2017	4.34			40.33
MW-61A	44.67	7/5/2017	4.47			40.20
MW-61A	44.67	9/6/2017	4.39			40.28
MW-61A	44.67	2/11/2018	5.52			39.15
MW-61A	44.67	3/12/2018	6.62			38.05
MW-61A	44.67	5/14/2018	6.27			38.40
MW-61A	44.67	1/4/2019	5.58			39.09
MW-61A	44.67	7/9/2019	6.96			37.71
MW-61A	44.67	1/8/2020	4.87			39.8
MW-61A	44.67	7/8/2020	6.41			38.26
MW-61A	44.67	1/5/2021	4.75			39.92
MW-61A	44.67	7/8/2021	2.55			42.12
MW-61A	44.67	1/4/2022	6.13			38.54
MW-61B	45.09	3/17/2020	8.31			36.78
MW-61B	45.09	6/1/2020	4.67			40.42
MW-61B	45.09	7/8/2020	5			40.09
MW-61B	45.09	1/5/2021	2.6			42.49
MW-61B	45.09	7/8/2021	0			45.09
MW-61B	45.09	1/4/2022	1.67			43.42
MW-62B	48.16	2/4/2009	6.99			41.17
MW-62B	48.16	7/24/2009	7.39			40.77
MW-62B	48.16	1/8/2010	5.13			43.03
MW-62B	48.16	7/12/2010	5.79			42.37
MW-62B	48.16	1/12/2011	4.21			43.95
MW-62B	48.16	7/12/2011	11.06			37.1
MW-62B	48.16	1/26/2012	3.18			44.98

Table 1
GROUNDWATER MEASUREMENTS
Houston, TX - Wood Preserving Works

Well ID	TOC Elevation (ft)	Date	Depth to Water (ft)	Depth to DNAPL (ft BTOC)	DNAPL Thickness (ft)	GW Elevation (ft)
MW-62B	48.16	7/9/2012	4.87			43.29
MW-62B	48.16	1/8/2013	5.92			42.24
MW-62B	48.16	7/23/2013	7.01			41.15
MW-62B	48.16	1/8/2014	6.52			41.64
MW-62B	48.16	7/15/2014	6.06			42.10
MW-62B	48.16	1/5/2015	6.02			42.14
MW-62B	48.16	8/10/2015	4.16			44.00
MW-62B	48.16	1/13/2016	3.64			44.52
MW-62B	48.16	7/6/2016	4.09			44.07
MW-62B	48.16	1/12/2017	4.71			43.45
MW-62B	48.16	7/6/2017	5.09			43.07
MW-62B	48.16	9/6/2017	4.71			43.45
MW-62B	48.16	2/11/2018	4.12			44.04
MW-62B	48.16	3/11/2018	5.37			42.79
MW-62B	48.16	5/14/2018	6.81			41.35
MW-62B	48.16	7/2/2018	6.92			41.24
MW-62B	48.16	1/4/2019	6.03			42.13
MW-62B	48.16	7/9/2019	4.34			43.82
MW-62B	48.16	1/8/2020	3.09			45.07
MW-62B	48.16	7/8/2020	6.09			42.07
MW-62B	48.16	1/6/2021	3.11			45.05
MW-62B	48.16	7/8/2021	5.49			42.67
MW-62B	48.16	1/4/2022	4.71			43.45
MW-63B	44.48	2/5/2009	31.54			12.94
MW-63B	44.48	7/23/2009	9.52			34.96
MW-63B	44.48	1/9/2010	1.34			43.14
MW-63B	44.48	7/12/2010	5.71			38.77
MW-63B	44.48	1/13/2011	7.13			37.35
MW-63B	44.48	7/11/2011	4.21			40.27
MW-63B	44.48	1/27/2012	2.96			41.52
MW-63B	44.48	7/10/2012	1.32			43.16
MW-63B	44.48	1/8/2013	8.54			35.94
MW-63B	44.48	7/23/2013	9.43			35.05
MW-63B	44.48	1/8/2014	7.72			36.76
MW-63B	44.48	7/16/2014	7.03			37.45
MW-63B	44.48	1/5/2015	7.09			37.39
MW-63B	44.48	8/10/2015	5.34			39.14
MW-63B	44.48	1/13/2016	4.69			39.79
MW-63B	44.48	7/6/2016	5.01			39.47
MW-63B	44.48	1/12/2017	5.84			38.64
MW-63B	44.48	7/5/2017	6.19			38.29
MW-63B	44.48	9/6/2017	6.12			38.36
MW-63B	44.48	2/11/2018	5.31			39.17
MW-63B	44.48	3/11/2018	6.39			38.09
MW-63B	44.48	5/14/2018	7.19			37.29
MW-63B	44.48	1/4/2019	6.47			38.01
MW-63B	44.48	7/9/2019	3.96			40.52
MW-63B	44.48	1/7/2020	4.34			40.14
MW-63B	44.48	7/7/2020	6.63			37.85
MW-63B	44.48	1/4/2021	1.51			42.97
MW-63B	44.48	7/6/2021	4.71			39.77
MW-63B	44.48	1/4/2022	4.87			39.61
MW-64A	48.31	2/4/2009	9.02			39.29
MW-64A	48.31	7/24/2009	9.13			39.18
MW-64A	48.31	1/9/2010	6.52			41.79
MW-64A	48.31	7/12/2010	6.82			41.49
MW-64A	48.31	1/12/2011	4.77			43.54
MW-64A	48.31	7/12/2011	8.17			40.14
MW-64A	48.31	1/26/2012	4.81			43.5
MW-64A	48.31	7/9/2012	5.93			42.38
MW-64A	48.31	1/7/2013	7.03			41.28
MW-64A	48.31	7/22/2013	8.79			39.52
MW-64A	48.31	1/7/2014	8.39			39.92
MW-64A	48.31	7/15/2014	7.72			40.59
MW-64A	48.31	1/5/2015	7.79			40.52
MW-64A	48.31	8/10/2015	5.71			42.60
MW-64A	48.31	1/13/2016	5.06			43.25
MW-64A	48.31	7/6/2016	5.67			42.64
MW-64A	48.31	1/12/2017	6.07			42.24
MW-64A	48.31	7/6/2017	6.27			42.04
MW-64A	48.31	9/6/2017	6.16			42.15
MW-64A	48.31	2/11/2018	5.46			42.85
MW-64A	48.31	3/12/2018	5.83			42.48
MW-64A	48.31	5/14/2018	6.39			41.92
MW-64A	48.31	1/4/2019	5.39			42.92
MW-64A	48.31	7/9/2019	5.09			43.22
MW-64A	48.31	1/8/2020	4.91			43.4
MW-64A	48.31	7/8/2020	8.04			40.27

Table 1
GROUNDWATER MEASUREMENTS
Houston, TX - Wood Preserving Works

Well ID	TOC Elevation (ft)	Date	Depth to Water (ft)	Depth to DNAPL (ft BTOC)	DNAPL Thickness (ft)	GW Elevation (ft)
MW-64A	48.31	2/2/2021	6.51			41.8
MW-64A	48.31	7/28/2021	6.46			41.85
MW-64A	48.31	1/4/2022	6.29			42.02
MW-65D	44.55	2/5/2009	86.72			-42.17
MW-65D	44.55	7/23/2009	86.47			-41.92
MW-65D	44.55	1/9/2010	84.39			-39.84
MW-65D	44.55	7/12/2010	84.39			-39.84
MW-65D	44.55	1/12/2011	83.96			-39.41
MW-65D	44.55	7/11/2011	85.81			-41.26
MW-65D	44.55	1/27/2012	85.76			-41.21
MW-65D	44.55	1/8/2013	85.81			-41.26
MW-65D	44.55	7/23/2013	85.83			-41.28
MW-65D	44.55	1/8/2014	85.78			-41.23
MW-65D	44.55	7/16/2014	84.91			-40.36
MW-65D	44.55	1/5/2015	85.31			-40.76
MW-65D	44.55	8/10/2015	85.06			-40.51
MW-65D	44.55	1/13/2016	84.81			-40.26
MW-65D	44.55	7/6/2016	85.09			-40.54
MW-65D	44.55	1/12/2017	85.52			-40.97
MW-65D	44.55	7/5/2017	85.72			-41.17
MW-65D	44.55	9/6/2017	85.7			-41.15
MW-65D	44.55	2/11/2018	83.42			-38.87
MW-65D	44.55	3/12/2018	83.28			-38.73
MW-65D	44.55	5/14/2018	83.74			-39.19
MW-65D	44.55	1/4/2019	83.03			-38.48
MW-65D	44.55	7/9/2019	82.71			-38.16
MW-65D	44.55	1/8/2020	83.29			-38.74
MW-65D	44.55	7/7/2020	82.49			-37.94
MW-65D	44.55	1/4/2021	82.41			-37.86
MW-65D	44.55	7/28/2021	82.05			-37.5
MW-65D	44.55	1/4/2022	83.06			-38.51
MW-66D	46.51	2/5/2009	86.18			-39.67
MW-66D	46.51	7/23/2009	85.82			-39.31
MW-66D	46.51	1/9/2010	84.02			-37.51
MW-66D	46.51	7/12/2010	84.86			-38.35
MW-66D	46.51	1/12/2011	NM			NM
MW-66D	46.51	7/11/2011	84.93			-38.42
MW-66D	46.51	1/26/2012	84.88			-38.37
MW-66D	46.51	7/9/2012	85.02			-38.51
MW-66D	46.51	1/8/2013	86.09			-39.58
MW-66D	46.51	7/23/2013	86.42			-39.91
MW-66D	46.51	1/8/2014	86.09			-39.58
MW-66D	46.51	7/16/2014	85.26			-38.75
MW-66D	46.51	1/5/2015	85.42			-38.91
MW-66D	46.51	8/10/2015	85.21			-38.70
MW-66D	46.51	1/13/2016	84.71			-38.20
MW-66D	46.51	7/6/2016	84.86			-38.35
MW-66D	46.51	1/12/2017	85.26			-38.75
MW-66D	46.51	7/5/2017	85.66			-39.15
MW-66D	46.51	9/6/2017	85.67			-39.16
MW-66D	46.51	2/11/2018	83.28			-36.77
MW-66D	46.51	3/12/2018	83.37			-36.86
MW-66D	46.51	5/14/2018	84.06			-37.55
MW-66D	46.51	1/4/2019	83.36			-36.85
MW-66D	46.51	7/9/2019	82.99			-36.48
MW-66D	46.51	1/8/2020	81.26			-34.75
MW-66D	46.51	7/8/2020	81.62			-35.11
MW-66D	46.51	1/5/2021	81.65			-35.14
MW-66D	46.51	7/22/2021	81.62			-35.11
MW-66D	46.51	1/4/2022	82.17			-35.66
MW-67B	43.93	7/12/2010	5.76			38.17
MW-67B	43.93	1/13/2011	10.62			33.31
MW-67B	43.93	7/11/2011	17.64			26.29
MW-67B	43.93	1/27/2012	9.87			34.06
MW-67B	43.93	7/10/2012	11.19			32.74
MW-67B	43.93	1/8/2013	11.72			32.21
MW-67B	43.93	7/23/2013	10.69			33.24
MW-67B	43.93	1/8/2014	10.64			33.29
MW-67B	43.93	7/16/2014	11.22			32.71
MW-67B	43.93	1/5/2015	10.22			33.71
MW-67B	43.93	1/13/2016	6.17			37.76
MW-67B	43.93	7/6/2016	6.39			37.54
MW-67B	43.93	1/12/2017	7.04			36.89
MW-67B	43.93	7/5/2017	7.14			36.79
MW-67B	43.93	9/6/2017	6.97			36.96
MW-67B	43.93	2/11/2018	8.89			35.04
MW-67B	43.93	3/12/2018	9.13			34.80
MW-67B	43.93	5/14/2018	10.16			33.77

Table 1
GROUNDWATER MEASUREMENTS
Houston, TX - Wood Preserving Works

Well ID	TOC Elevation (ft)	Date	Depth to Water (ft)	Depth to DNAPL (ft BTOC)	DNAPL Thickness (ft)	GW Elevation (ft)
MW-67B	43.93	1/4/2019	9.42			34.51
MW-67B	43.93	7/9/2019	9.09			34.84
MW-67B	43.93	1/7/2020	9.02			34.91
MW-67B	43.93	7/7/2020	9.31			34.62
MW-67B	43.93	1/4/2021	7.84			36.09
MW-67B	43.93	7/6/2021	3.55			40.38
MW-67B	43.93	1/4/2022	7.86			36.07
MW-68A	43.24	5/29/2019	5.33			37.91
MW-68A	43.24	7/9/2019	5.01			38.23
MW-68A	43.24	1/7/2020	4.28			38.96
MW-68A	43.24	7/7/2020	4.73			38.51
MW-68A	43.24	1/4/2021	2.71			40.53
MW-68A	43.24	7/6/2021	0.91			42.33
MW-68A	43.24	1/5/2022	2.76			40.48
MW-68B	44.63	1/27/2012	1.16			43.47
MW-68B	44.63	7/10/2012	3.82			40.81
MW-68B	44.63	1/8/2013	6.76			37.87
MW-68B	44.63	7/23/2013	10.33			34.3
MW-68B	44.63	1/8/2014	5.82			38.81
MW-68B	44.63	7/16/2014	7.41			37.22
MW-68B	44.63	1/5/2015	4.32			40.31
MW-68B	44.63	8/10/2015	3.56			41.07
MW-68B	44.63	1/13/2016	2.86			41.77
MW-68B	44.63	7/6/2016	3.07			41.56
MW-68B	44.63	1/12/2017	3.86			40.77
MW-68B	44.63	7/5/2017	3.97			40.66
MW-68B	44.63	9/6/2017	3.84			40.79
MW-68B	44.63	2/11/2018	3.07			41.56
MW-68B	44.63	3/12/2018	4.24			40.39
MW-68B	44.63	5/14/2018	6.46			38.17
MW-68B	44.63	1/4/2019	5.82			38.81
MW-68B	44.63	7/9/2019	5.78			38.85
MW-68B	44.63	1/7/2020	4.82	34.21	3.24	39.81
MW-68B	44.63	7/7/2020	4.79	37.4	0.05	39.84
MW-68B	44.63	1/4/2021	2.71	ND		41.92
MW-68B	44.63	7/6/2021	0.63	37.01	0.39	44
MW-68B	44.63	1/5/2022	3.92	ND		40.71
MW-68C	44.80	7/12/2010	16.52			28.28
MW-68C	44.80	1/13/2011	16.92			27.88
MW-68C	44.80	7/11/2011	19.34			25.46
MW-68C	44.80	1/27/2012	17.66			27.14
MW-68C	44.80	7/10/2012	17.96			26.84
MW-68C	44.80	1/8/2013	19.39			25.41
MW-68C	44.80	7/23/2013	19.87			24.93
MW-68C	44.80	1/8/2014	19.29			25.51
MW-68C	44.80	7/16/2014	18.39			26.41
MW-68C	44.80	1/5/2015	18.71			26.09
MW-68C	44.80	8/10/2015	16.29			28.51
MW-68C	44.80	1/13/2016	15.74			29.06
MW-68C	44.80	7/6/2016	15.94			28.86
MW-68C	44.80	1/12/2017	16.54			28.26
MW-68C	44.80	7/5/2017	17.02			27.78
MW-68C	44.80	9/6/2017	17.01			27.79
MW-68C	44.80	2/11/2018	16.21			28.59
MW-68C	44.80	3/12/2018	16.88			27.92
MW-68C	44.80	5/14/2018	17.35			27.45
MW-68C	44.80	1/4/2019	16.74			28.06
MW-68C	44.80	7/9/2019	16.39			28.41
MW-68C	44.80	1/8/2020	16.54			28.26
MW-68C	44.80	7/7/2020	16.94			27.86
MW-68C	44.80	1/4/2021	16.69			28.11
MW-68C	44.80	7/6/2021	15.05			29.75
MW-68C	44.80	1/5/2022	15.96			28.84
MW-69A	45.71	7/12/2010	11.81			33.9
MW-69A	45.71	1/12/2011	11.16			34.55
MW-69A	45.71	7/11/2011	NM			
MW-69A	45.71	1/26/2012	10.44			35.27
MW-69A	45.71	7/9/2012	4.21			41.5
MW-69A	45.71	1/8/2013	5.31			40.4
MW-69A	45.71	7/23/2013	7.34			38.37
MW-69A	45.71	1/8/2014	7.02			38.69
MW-69A	45.71	7/16/2014	6.34			39.37
MW-69A	45.71	1/5/2015	6.71			39.00
MW-69A	45.71	8/10/2015	3.61			42.10
MW-69A	45.71	1/13/2016	2.91			42.80
MW-69A	45.71	7/6/2016	3.79			41.92
MW-69A	45.71	1/12/2017	4.34			41.37
MW-69A	45.71	7/5/2017	4.59			41.12

Table 1
GROUNDWATER MEASUREMENTS
Houston, TX - Wood Preserving Works

Well ID	TOC Elevation (ft)	Date	Depth to Water (ft)	Depth to DNAPL (ft BTOC)	DNAPL Thickness (ft)	GW Elevation (ft)
MW-69A	45.71	9/6/2017	4.43			41.28
MW-69A	45.71	2/11/2018	11.21			34.50
MW-69A	45.71	3/11/2018	12.58			33.13
MW-69A	45.71	5/14/2018	11.34			34.37
MW-69A	45.71	1/4/2019	10.61			35.1
MW-69A	45.71	7/9/2019	9.71			36
MW-69A	45.71	7/8/2020	11.26			34.45
MW-69A	45.71	1/5/2021	11.22			34.49
MW-69A	45.71	7/8/2021	8.63			37.08
MW-69A	45.71	1/4/2022	11.23			34.48
MW-70B	44.86	1/27/2012	6.51	34.26	1.21	38.35
MW-70B	44.86	7/10/2012	6.06	34.17	1.30	38.8
MW-70B	44.86	1/8/2013	6.67	34.02	1.68	38.19
MW-70B	44.86	7/23/2013	8.22	34.07	1.63	36.64
MW-70B	44.86	1/8/2014	7.89	35.51	0.14	36.97
MW-70B	44.86	7/16/2014	6.16	34.71	0.94	38.70
MW-70B	44.86	1/5/2015	7.07	35.26	0.39	37.79
MW-70B	44.86	8/10/2015	5.26	35.49	0.16	39.60
MW-70B	44.86	1/13/2016	4.96	35.39	0.26	39.90
MW-70B	44.86	7/6/2016	5.34	35.31	0.34	39.52
MW-70B	44.86	1/12/2017	6.17	35.09	0.56	38.69
MW-70B	44.86	7/5/2017	6.39	35.14	0.51	38.47
MW-70B	44.86	9/6/2017	6.56	35.34	0.31	38.30
MW-70B	44.86	2/8/2018	6.42	35.31	0.34	38.44
MW-70B	44.86	3/12/2018	6.69	35.21	0.44	38.17
MW-70B	44.86	5/15/2018	7.52	35.39	0.26	37.34
MW-70B	44.86	1/4/2019	6.96	35.31	0.34	37.9
MW-70B	44.86	7/9/2019	6.57	35.01	0.64	38.29
MW-70B	44.86	7/7/2020	5.55	31.2	4.45	39.31
MW-70B	44.86	1/4/2021	5.04	34.28	1.37	39.82
MW-70B	44.86	7/6/2021	4.33	34.91	1.74	40.53
MW-70B	44.86	1/4/2022	5.51	ND		39.35
MW-70C	45.07	3/12/2020	16.04			29.03
MW-70C	45.07	7/7/2020	16.8			28.27
MW-70C	45.07	1/4/2021	15.84			29.23
MW-70C	45.07	7/6/2021	14.42			30.65
MW-70C	45.07	1/4/2022	15.17			29.9
MW-71B	44.59	1/27/2012	7.08			37.51
MW-71B	44.59	7/10/2012	8.16			36.43
MW-71B	44.59	1/8/2013	4.09			40.5
MW-71B	44.59	7/23/2013	8.61			35.98
MW-71B	44.59	1/8/2014	16.36			28.23
MW-71B	44.59	7/16/2014	16.02			28.57
MW-71B	44.59	1/5/2015	15.83			28.76
MW-71B	44.59	8/10/2015	13.76			30.83
MW-71B	44.59	1/13/2016	13.09			31.50
MW-71B	44.59	7/6/2016	13.31			31.28
MW-71B	44.59	1/12/2017	13.94			30.65
MW-71B	44.59	7/5/2017	14.34			30.25
MW-71B	44.59	9/6/2017	14.21			30.38
MW-71B	44.59	1/25/2018	0.76			43.83
MW-71B	44.59	3/12/2018	1.61			42.98
MW-71B	44.59	5/14/2018	2.26			42.33
MW-71B	44.59	1/4/2019	1.58			43.01
MW-71B	44.59	7/9/2019	0.62			43.97
MW-71B	44.59	1/8/2020	1.12			43.47
MW-71B	44.59	7/7/2020	0.8			43.79
MW-71B	44.59	1/4/2021	0.24			44.35
MW-71B	44.59	7/8/2021	0.36			44.23
MW-71B	44.59	1/4/2022	2.16			42.43
MW-72B	51.97	1/26/2012	38.76			13.21
MW-72B	51.97	7/9/2012	27.27			24.7
MW-72B	51.97	1/7/2013	20.08			31.89
MW-72B	51.97	7/22/2013	18.39			33.58
MW-72B	51.97	1/7/2014	17.31			34.66
MW-72B	51.97	7/15/2014	16.91			35.06
MW-72B	51.97	1/5/2015	16.74			35.23
MW-72B	51.97	8/10/2015	14.59			37.38
MW-72B	51.97	1/13/2016	13.93			38.04
MW-72B	51.97	7/6/2016	NM			
MW-72B	51.97	2/11/2018	12.26			39.71
MW-72B	51.97	3/12/2018	19.71			32.26
MW-72B	51.97	5/14/2018	20.92			31.05
MW-72B	51.97	1/4/2019	20.13			31.84
MW-72B	51.97	7/9/2019	15.28			36.69
MW-72B	51.97	1/8/2020	14.81			37.16
MW-72B	51.97	7/7/2020	17.01			34.96
MW-72B	51.97	1/6/2021	16.55			35.42

Table 1
GROUNDWATER MEASUREMENTS
Houston, TX - Wood Preserving Works

Well ID	TOC Elevation (ft)	Date	Depth to Water (ft)	Depth to DNAPL (ft BTOC)	DNAPL Thickness (ft)	GW Elevation (ft)
MW-72B	51.97	7/13/2021	17.42			34.55
MW-72B	51.97	1/4/2022	16.27			35.7
MW-73B	51.42	1/26/2012	25.48			25.94
MW-73B	51.42	7/9/2012	25.03			26.39
MW-73B	51.42	1/7/2013	26.11			25.31
MW-73B	51.42	7/22/2013	26.87			24.55
MW-73B	51.42	1/7/2014	26.19			25.23
MW-73B	51.42	7/15/2014	25.14			26.28
MW-73B	51.42	1/5/2015	25.81			25.61
MW-73B	51.42	8/10/2015	22.46			28.96
MW-73B			Plugged and Abandoned			
MW-74B	47.58	1/26/2012	7.63			39.95
MW-74B	47.58	7/9/2012	7.15			40.43
MW-74B	47.58	1/8/2013	9.62			37.96
MW-74B	47.58	7/23/2013	11.72			35.86
MW-74B	47.58	1/8/2014	9.59			37.99
MW-74B	47.58	7/16/2014	9.01			38.57
MW-74B	47.58	1/5/2015	9.07			38.51
MW-74B	47.58	8/10/2015	7.36			40.22
MW-74B	47.58	1/13/2016	6.86			40.72
MW-74B	47.58	7/6/2016	7.39			40.19
MW-74B	47.58	1/12/2017	7.84			39.74
MW-74B	47.58	7/5/2017	8.17			39.41
MW-74B	47.58	9/6/2017	8.02			39.56
MW-74B	47.58	2/11/2018	6.91			40.67
MW-74B	47.58	3/12/2018	7.22			40.36
MW-74B	47.58	5/15/2018	8.33			39.25
MW-74B	47.58	1/4/2019	7.62			39.96
MW-74B	47.58	7/9/2019	8.59			38.99
MW-74B	47.58	1/8/2020	8.29			39.29
MW-74B	47.58	7/8/2020	7.32			40.26
MW-74B	47.58	1/5/2021	7.08	33.7	1.30	40.5
MW-74B	47.58	7/12/2021	5.61	34.61	0.39	41.97
MW-74B	47.58	1/4/2022	7.81	ND		39.77
MW-75B	46.78	1/26/2012	9.07	35.26	1.84	37.71
MW-75B	46.78	7/9/2012	9.32	35.2	1.90	37.46
MW-75B	46.78	1/8/2013	10.16	34.13	2.97	36.62
MW-75B	46.78	7/23/2013	9.74	35.71	1.39	37.04
MW-75B	46.78	1/8/2014	10.13	36.72	0.43	36.65
MW-75B	46.78	7/16/2014	11.41	35.71	1.44	35.37
MW-75B	46.78	1/5/2015	11.33	36.79	0.36	35.45
MW-75B	46.78	8/10/2015	8.86	37.07	0.08	37.92
MW-75B	46.78	1/13/2016	7.81	36.84	0.31	38.97
MW-75B	46.78	7/6/2016	7.8	36.53	0.62	38.98
MW-75B	46.78	1/12/2017	8.04	36.36	0.79	38.74
MW-75B	46.78	7/5/2017	8.04	36.36	0.79	38.74
MW-75B	46.78	9/6/2017	8.22	36.47	3.15	38.56
MW-75B	46.78	2/8/2018	8.17	36.91	2.71	38.61
MW-75B	46.78	3/12/2018	8.37	36.94	2.68	38.41
MW-75B	46.78	5/15/2018	9.22	37.03	2.59	37.56
MW-75B	46.78	1/4/2019	9.28	36.96	2.66	37.5
MW-75B	46.78	7/9/2019	8.89			37.89
MW-75B	46.78	1/8/2020	8.52	33.52	3.73	38.26
MW-75B	46.78	7/8/2020	8.91	ND		37.87
MW-75B	46.78	1/5/2021	7.44	37.01	0.14	39.34
MW-75B	46.78	7/12/2021	5.01	ND		41.77
MW-75B	46.78	1/4/2022	NM	NM		NM
MW-76B	47.98	3/12/2020	5.40			42.58
MW-76B	47.98	5/26/2020	4.94			43.04
MW-76B	47.98	7/8/2020	6.09			41.89
MW-76B	47.98	1/5/2021	4.61			43.37
MW-76B	47.98	7/27/2021	2.92			45.06
MW-76B	47.98	1/4/2022	4.81			43.17
MW-76C	47.84	7/16/2014	22.68			25.16
MW-76C	47.84	1/5/2015	23.41			24.43
MW-76C	47.84	8/10/2015	21.19			26.65
MW-76C	47.84	1/13/2016	20.81			27.03
MW-76C	47.84	7/6/2016	21.09			26.75
MW-76C	47.84	1/12/2017	21.67			26.17
MW-76C	47.84	7/5/2017	21.99			25.85
MW-76C	47.84	9/6/2017	21.93			25.91
MW-76C	47.84	2/11/2018	20.74			27.10
MW-76C	47.84	3/12/2018	21.02			26.82
MW-76C	47.84	5/15/2018	21.46			26.38
MW-76C	47.84	1/4/2019	20.67			27.17
MW-76C	47.84	7/9/2019	20.18			27.66
MW-76C	47.84	1/7/2020	20.68			27.16
MW-76C	47.84	7/8/2020	19.81			28.03

Table 1
GROUNDWATER MEASUREMENTS
Houston, TX - Wood Preserving Works

Well ID	TOC Elevation (ft)	Date	Depth to Water (ft)	Depth to DNAPL (ft BTOC)	DNAPL Thickness (ft)	GW Elevation (ft)
MW-76C	47.84	1/5/2021	19.11			28.73
MW-76C	47.84	7/27/2021	17.81			30.03
MW-76C	47.84	1/4/2022	20.32			27.52
MW-77A	49.05	7/16/2014	6.62			42.43
MW-77A	49.05	1/5/2015	6.27			42.78
MW-77A	49.05	8/10/2015	4.34			44.71
MW-77A	49.05	1/13/2016	3.96			45.09
MW-77A	49.05	7/6/2016	4.29			44.76
MW-77A	49.05	1/12/2017	4.73			44.32
MW-77A	49.05	7/5/2017	4.91			44.14
MW-77A	49.05	9/6/2017	4.78			44.27
MW-77A	49.05	2/11/2018	7.62			41.43
MW-77A	49.05	3/12/2018	8.09			40.96
MW-77A	49.05	5/15/2018	7.06			41.99
MW-77A	49.05	1/4/2019	6.34			42.71
MW-77A	49.05	7/9/2019	6.11			42.94
MW-77A	49.05	1/7/2020	6.81			42.24
MW-77A	49.05	7/8/2020	6.54			42.51
MW-77A	49.05	1/5/2021	5.02			44.03
MW-77A	49.05	7/27/2021	4.41			44.64
MW-77A	49.05	1/4/2022	6.22			42.83
MW-78A	48.68	7/16/2014	8.02	28.72	-3.37	40.66
MW-78A	48.68	1/5/2015	9.17	21.17	4.18	39.51
MW-78A	48.68	8/10/2015	7.34	23.71	1.64	41.34
MW-78A	48.68	1/13/2016	6.63	21.77	3.58	42.05
MW-78A	48.68	7/6/2016	6.71	21.97	3.38	41.97
MW-78A	48.68	1/12/2017	7.42	22.74	2.61	41.26
MW-78A	48.68	7/5/2017	7.79	23.59	1.76	40.89
MW-78A	48.68	9/6/2017	7.81	23.48	1.87	40.87
MW-78A	48.68	2/11/2018	8.29	23.97	1.38	40.39
MW-78A	48.68	3/12/2018	8.46	23.91	1.44	40.22
MW-78A	48.68	5/15/2018	9.28	24.07	1.28	39.4
MW-78A	48.68	1/4/2019	8.78	24.39	0.96	39.9
MW-78A	48.68	7/9/2019	9.17	24.67	0.68	39.51
MW-78A	48.68	1/8/2020	7.96	24.9	0.45	40.72
MW-78A	48.68	7/8/2020	8.41	19.7	5.65	40.27
MW-78A	48.68	1/5/2021	7.48	25.09	0.26	41.2
MW-78A	48.68	7/27/2021	6.22	ND		42.46
MW-78A	48.68	1/4/2022	8.13	Trace		40.55
MW-79A	48.95	7/16/2014	7.26			41.69
MW-79A	48.95	1/5/2015	5.29			43.66
MW-79A	48.95	8/10/2015	3.71			45.24
MW-79A	48.95	1/13/2016	3.06			45.89
MW-79A	48.95	7/6/2016	3.76			45.19
MW-79A	48.95	1/12/2017	4.06			44.89
MW-79A	48.95	7/5/2017	4.31			44.64
MW-79A	48.95	9/6/2017	4.16			44.79
MW-79A	48.95	2/11/2018	10.82			38.13
MW-79A	48.95	3/12/2018	11.26			37.69
MW-79A	48.95	5/15/2018	9.46			39.49
MW-79A	48.95	1/4/2019	8.8			40.15
MW-79A	48.95	7/9/2019	9.68			39.27
MW-79A	48.95	1/8/2020	9.81			39.14
MW-79A	48.95	7/8/2020	8.99			39.96
MW-79A	48.95	1/5/2021	8.75			40.2
MW-79A	48.95	7/12/2021	7.51			41.44
MW-79A	48.95	1/4/2022	9.47			39.48
MW-80B	47.11	7/16/2014	5.29			41.82
MW-80B	47.11	1/5/2015	6.17			40.94
MW-80B	47.11	8/10/2015	4.33			42.78
MW-80B	47.11	1/13/2016	3.96			43.15
MW-80B	47.11	7/6/2016	4.56			42.55
MW-80B	47.11	1/12/2017	5.06			42.05
MW-80B	47.11	7/5/2017	5.34			41.77
MW-80B	47.11	9/6/2017	5.26			41.85
MW-80B	47.11	2/11/2018	11.34			35.77
MW-80B	47.11	3/11/2018	11.77			35.34
MW-80B	47.11	5/15/2018	11.36			35.75
MW-80B	47.11	1/4/2019	10.71			36.4
MW-80B	47.11	7/9/2019	11.02			36.09
MW-80B	47.11	1/7/2020	10.87			36.24
MW-80B	47.11	7/8/2020	10.25			36.86
MW-80B	47.11	1/5/2021	9.05			38.06
MW-80B	47.11	7/12/2021	7.27			39.84
MW-80B	47.11	1/4/2022	10.81			36.3
MW-81B	46.77	7/16/2014	6.47			40.30
MW-81B	46.77	1/5/2015	7.06			39.71
MW-81B	46.77	8/10/2015	5.22			41.55

Table 1
GROUNDWATER MEASUREMENTS
Houston, TX - Wood Preserving Works

Well ID	TOC Elevation (ft)	Date	Depth to Water (ft)	Depth to DNAPL (ft BTOC)	DNAPL Thickness (ft)	GW Elevation (ft)
MW-81B	46.77	1/13/2016	4.77			42.00
MW-81B	46.77	7/6/2016	5.16			41.61
MW-81B	46.77	1/12/2017	5.72			41.05
MW-81B	46.77	7/5/2017	5.96			40.81
MW-81B	46.77	9/6/2017	5.71			41.06
MW-81B	46.77	2/11/2018	7.04			39.73
MW-81B	46.77	3/11/2018	7.51			39.26
MW-81B	46.77	5/15/2018	8.23			38.54
MW-81B	46.77	1/4/2019	7.67			39.1
MW-81B	46.77	7/9/2019	7.91			38.86
MW-81B	46.77	1/7/2020	7.12			39.65
MW-81B	46.77	7/8/2020	6.31			40.46
MW-81B	46.77	1/5/2021	NM			NM
MW-81B	46.77	7/12/2021	NM			NM
MW-81B	46.77	1/4/2022	3.22			43.55
MW-82B	44.64	2/11/2018	2.53			42.11
MW-82B	44.64	3/11/2018	3.44			41.20
MW-82B	44.64	5/14/2018	5.61			39.03
MW-82B	44.64	1/4/2019	4.83			39.81
MW-82B	44.64	7/9/2019	4.03			40.61
MW-82B	44.64	1/8/2020	2.67			41.97
MW-82B	44.64	7/7/2020	3.55			41.09
MW-82B	44.64	1/4/2021	1.75			42.89
MW-82B	44.64	7/6/2021	0.73			43.91
MW-82B	44.64	1/21/2022	2.98			41.66
MW-83B	45.33	2/11/2018	4.06			41.27
MW-83B	45.33	3/11/2018	4.69			40.64
MW-83B	45.33	5/14/2018	7.47			37.86
MW-83B	45.33	7/19/2018	5.87			39.46
MW-83B	45.33	1/4/2019	6.82			38.51
MW-83B	45.33	7/9/2019	6.11			39.22
MW-83B	45.33	1/8/2020	5.33			40
MW-83B	45.33	7/7/2020	5.04			40.29
MW-83B	45.33	1/4/2021	2.99			42.34
MW-83B	45.33	7/6/2021	1.63			43.7
MW-83B	45.33	1/4/2022	4.42			40.91
MW-83C	45.42	2/11/2018	17.52			27.90
MW-83C	45.42	3/11/2018	16.96			28.46
MW-83C	45.42	5/14/2018	18.11			27.31
MW-83C	45.42	1/4/2019	17.42			28.00
MW-83C	45.42	7/9/2019	17.17			28.25
MW-83C	45.42	1/8/2020	17.74			27.68
MW-83C	45.42	7/7/2020	15.58			29.84
MW-83C	45.42	1/4/2021	16.95			28.47
MW-83C	45.42	7/6/2021	15.04			30.38
MW-83C	45.42	1/4/2022	15.22			30.2
MW-84A	44.67	3/12/2020	4.19			40.48
MW-84A	44.67	5/21/2020	5.83			38.84
MW-84A	44.67	7/7/2020	4.71			39.96
MW-84A	44.67	1/4/2021	4.06			40.61
MW-84A	44.67	7/6/2021	0.61			44.06
MW-84A	44.67	1/5/2022	4.11			40.56
MW-84B	44.50	2/11/2018	4.37			40.13
MW-84B	44.50	3/11/2018	4.93			39.57
MW-84B	44.50	5/14/2018	7.36			37.14
MW-84B	44.50	7/19/2018	6.07			38.43
MW-84B	44.50	1/4/2019	6.71			37.79
MW-84B	44.50	7/9/2019	7.09			37.41
MW-84B	44.50	1/7/2020	4.38			40.12
MW-84B	44.50	7/7/2020	5.23			39.27
MW-84B	44.50	1/4/2021	3.19			41.31
MW-84B	44.50	7/6/2021	2.35			42.15
MW-84B	44.50	1/5/2022	4.64			39.86
MW-85C	49.10	2/11/2018	22.51			26.59
MW-85C	49.10	3/11/2018	22.77			26.33
MW-85C	49.10	5/15/2018	22.61			26.49
MW-85C	49.10	1/4/2019	21.92			27.18
MW-85C	49.10	7/9/2019	21.78			27.32
MW-85C	49.10	1/7/2020	22.70			26.4
MW-85C	49.10	7/8/2020	22.31			26.79
MW-85C	49.10	1/5/2021	21.5			27.60
MW-85C	49.10	7/12/2021	17.61			31.49
MW-85C	49.10	1/4/2022	21.61			27.49
MW-86C	46.61	2/11/2018	20.14			26.47
MW-86C	46.61	3/11/2018	19.91			26.70
MW-86C	46.61	5/15/2018	20.26			26.35
MW-86C	46.61	1/4/2019	19.51			27.10
MW-86C	46.61	7/9/2019	19.73			26.88

Table 1
GROUNDWATER MEASUREMENTS
Houston, TX - Wood Preserving Works

Well ID	TOC Elevation (ft)	Date	Depth to Water (ft)	Depth to DNAPL (ft BTOC)	DNAPL Thickness (ft)	GW Elevation (ft)
MW-86C	46.61	1/8/2020	21.09			25.52
MW-86C	46.61	7/8/2020	19.79			26.82
MW-86C	46.61	1/5/2021	19.1			27.51
MW-86C	46.61	7/27/2021	17.08			29.53
MW-86C	46.61	1/4/2022	19.33			27.28
MW-87C	44.26	2/11/2018	15.86			28.40
MW-87C	44.26	3/11/2018	16.29			27.97
MW-87C	44.26	5/14/2018	16.26			28.00
MW-87C	44.26	1/4/2019	15.52			28.74
MW-87C	44.26	7/9/2019	15.83			28.43
MW-87C	44.26	1/8/2020	15.79			28.47
MW-87C	44.26	7/7/2020	16			28.26
MW-87C	44.26	1/4/2021	15.28			28.98
MW-87C	44.26	7/8/2021	13.99			30.27
MW-87C	44.26	1/4/2022	15.41			28.85
MW-88A	51.49	3/17/2020	8.00			43.49
MW-88A	51.49	5/20/2020	8.59			42.9
MW-88A	51.49	7/8/2020	7.39			44.10
MW-88A	51.49	1/6/2021	6.49			45.00
MW-88A	51.49	7/6/2021	5.26			46.23
MW-88A	51.49	1/4/2022	7.34			44.15
MW-88B	51.57	3/17/2020	7.82			43.75
MW-88B	51.57	5/20/2020	8.55			43.02
MW-88B	51.57	7/8/2020	7.46			44.11
MW-88B	51.57	1/6/2021	6.5			45.07
MW-88B	51.57	7/6/2021	5.44			46.13
MW-88B	51.57	1/4/2022	7.52			44.05
MW-88C	51.17	2/11/2018	24.7			26.47
MW-88C	51.17	3/11/2018	23.93			27.24
MW-88C	51.17	5/14/2018	24.67			26.50
MW-88C	51.17	1/4/2019	24.01			27.16
MW-88C	51.17	7/9/2019	24.13			27.04
MW-88C	51.17	1/7/2020	24.64			26.53
MW-88C	51.17	7/8/2020	24.5			26.67
MW-88C	51.17	1/6/2021	23.72			27.45
MW-88C	51.17	7/6/2021	21.93			29.24
MW-88C	51.17	1/1/2022	23.82			27.35
MW-89B	44.57	7/19/2018	6.78			37.79
MW-89B	44.57	1/4/2019	8.21			36.36
MW-89B	44.57	7/9/2019	7.74			36.83
MW-89B	44.57	1/7/2020	6.24			38.33
MW-89B	44.57	7/7/2020	6.89			37.68
MW-89B	44.57	1/4/2021	1.62			42.95
MW-89B	44.57	7/6/2021	0.82			43.75
MW-89B	44.57	1/5/2022	4.81			39.76
MW-90B	44.39	7/19/2018	5.63			38.76
MW-90B	44.39	1/4/2019	7.16			37.23
MW-90B	44.39	7/9/2019	4.13			40.26
MW-90B	44.39	1/7/2020	0.86			43.53
MW-90B	44.39	7/7/2020	4.89			39.5
MW-90B	44.39	1/4/2021	2.88			41.51
MW-90B	44.39	7/6/2021	1.96			42.43
MW-90B	44.39	1/5/2022	4.67			39.72
MW-91A	44.02	3/12/2020	5.21			38.81
MW-91A	44.02	7/7/2020	6.01			38.01
MW-91A	44.02	1/4/2021	3.5			40.52
MW-91A	44.02	7/8/2021	1.18			42.84
MW-91A	44.02	1/4/2022	5.32			38.7
MW-92B	44.91	3/12/2020	4.19			40.72
MW-92B	44.91	5/22/2020				44.91
MW-92B	44.91	7/7/2020	5.68			39.23
MW-92B	44.91	1/4/2021	3.49			41.42
MW-92B	44.91	7/6/2021	1.9			43.01
MW-92B	44.91	1/5/2022	4.26			40.65
MW-93B	45.05	3/12/2020	4.06			40.99
MW-93B	45.05	5/22/2020	5.91			39.14
MW-93B	45.05	7/7/2020	5.44			39.61
MW-93B	45.05	1/4/2021	2.67			42.38
MW-93B	45.05	7/6/2021	1.51			43.54
MW-93B	45.05	1/5/2022	3.64			41.41
MW-94A	45.21	3/12/2020	3.99			41.22
MW-94A	45.21	5/22/2020	4.82			40.39
MW-94A	45.21	7/7/2020	2.13			43.08
MW-94A	45.21	1/4/2021	2.93			42.28
MW-94A	45.21	7/6/2021	0			45.21
MW-94A	45.21	1/5/2022	2.71			42.5
MW-95A	46.19	3/17/2020	3.88			42.31
MW-95A	46.19	5/22/2020	4.84			41.35

Table 1
GROUNDWATER MEASUREMENTS
Houston, TX - Wood Preserving Works

Well ID	TOC Elevation (ft)	Date	Depth to Water (ft)	Depth to DNAPL (ft BTOC)	DNAPL Thickness (ft)	GW Elevation (ft)
MW-95A	46.19	7/7/2020	3.91			42.28
MW-95A	46.19	1/4/2021	2.31			43.88
MW-95A	46.19	7/6/2021	0			46.19
MW-95A	46.19	1/5/2022	3.26			42.93
MW-96B	47.02	3/17/2020	4.28			42.74
MW-96B	47.02	5/22/2020	5.54			41.48
MW-96B	47.02	7/7/2020	4.89			42.13
MW-96B	47.02	1/4/2021	2.58			44.44
MW-96B	47.02	7/6/2021	0.8			46.22
MW-96B	47.02	1/5/2022	1.39			45.63
MW-97A	47.77	3/12/2020	5.20			42.57
MW-97A	47.77	5/22/2020	5.52			42.25
MW-97A	47.77	7/8/2020	5.72			42.05
MW-97A	47.77	1/5/2021	6.05			41.72
MW-97A	47.77	7/12/2021	5.25			42.52
MW-97A	47.77	1/4/2022	5.41			42.36
MW-98A	48.35	3/12/2020	7.19			41.16
MW-98A	48.35	5/22/2020	7.41			40.94
MW-98A	48.35	7/8/2020	7.08			41.27
MW-98A	48.35	1/5/2021	7.2			41.15
MW-98A	48.35	7/12/2021	5.91			42.44
MW-98A	48.35	1/4/2022	7.33			41.02
MW-98B	48.59	3/12/2020	8.30			40.29
MW-98B	48.59	5/22/2020	7.72			40.87
MW-98B	48.59	7/8/2020	7.81			40.78
MW-98B	48.59	1/5/2021	7.08			41.51
MW-98B	48.59	7/27/2021	7.84			40.75
MW-98B	48.59	1/4/2022	7.67			40.92
MW-99C	45.33	3/11/2020	14.99			30.34
MW-99C	45.33	5/22/2020	16.09			29.24
MW-99C	45.33	7/7/2020	16.01			29.32
MW-99C	45.33	1/4/2021	14.91			30.42
MW-99C	45.33	7/8/2021	13.01			32.32
MW-99C	45.33	1/4/2022	15.26			30.07
P-10	47.69	9/2/1993	6.87			40.85
P-10	47.69	12/21/1993	3.32			44.4
P-10	47.69	3/24/1994	3.88			43.84
P-10	47.69	6/22/1994	4.98			42.74
P-10	47.69	9/28/1994	6.38			41.34
P-10	47.69	10/13/1994	7.07			40.65
P-10	47.69	1/24/1995	2.67			45.05
P-10	47.69	4/11/1995	2.59			45.13
P-10	47.69	7/11/1995	4.69			43.03
P-10	47.69	1/23/1996	5.84			41.88
P-10	47.69	7/19/1996	10.04			37.68
P-10	47.69	9/17/1996	8.34			39.38
P-10	47.69	10/31/1996	6.97			40.75
P-10	47.69	11/22/1996	8.84			38.88
P-10	47.69	12/27/1996	6.20			41.52
P-10	47.69	1/22/1997	4.10			43.62
P-10	47.69	2/21/1997	2.86			44.86
P-10	47.69	3/25/1997	3.19			44.53
P-10	47.69	4/23/1997	4.42			43.3
P-10	47.69	4/24/1997	4.57			43.15
P-10	47.69	5/13/1997	3.14			44.58
P-10	47.69	6/20/1997	4.94			42.78
P-10	47.69	6/25/1997	2.74			44.98
P-10	47.69	7/1/1997	4.13			43.59
P-10	47.69	7/24/1997	7.91			39.81
P-10	47.69	8/16/1997	7.86			39.86
P-10	47.69	8/22/1997	8.67			39.05
P-10	47.69	9/25/1997	6.54			41.18
P-10	47.69	10/22/1997	5.36			42.36
P-10	47.69	11/25/1997	5.36			42.36
P-10	47.69	12/19/1997	4.72			43
P-10	47.69	1/20/1998	3.40			44.32
P-10	47.69	1/29/1998	3.11			44.61
P-10	47.69	3/18/1998	2.84			44.88
P-10	47.69	4/24/1998	6.80			40.92
P-10	47.69	5/21/1998	7.35			40.37
P-10	47.69	7/30/1998	8.23			39.49
P-10	47.69	8/25/1998	7.34			40.38
P-10	47.69	9/21/1998	5.25			42.47
P-10	47.69	10/26/1998	6.11			41.61
P-10	47.69	11/23/1998	4.10			43.62
P-10	47.69	2/26/1999	3.21			44.51
P-10	47.69	3/16/1999	4.21			43.51
P-10	47.69	4/29/1999	4.53			43.19

Table 1
GROUNDWATER MEASUREMENTS
Houston, TX - Wood Preserving Works

Well ID	TOC Elevation (ft)	Date	Depth to Water (ft)	Depth to DNAPL (ft BTOC)	DNAPL Thickness (ft)	GW Elevation (ft)
P-10	47.69	6/1/1999	4.53			43.19
P-10	47.69	7/30/1999	6.00			41.72
P-10	47.69	8/27/1999	4.72			43
P-10	47.69	9/27/1999	9.58			38.14
P-10	47.69	10/29/1999	10.61			37.11
P-10	47.69	12/29/1999	11.55			36.17
P-10	47.69	2/4/2000	13.71			34.01
P-10	47.69	2/25/2000	10.44			37.28
P-10	47.69	3/27/2000	7.53			40.19
P-10	47.69	4/7/2000	7.09			40.63
P-10	47.69	5/31/2000	7.14			40.58
P-10	47.69	6/1/2000	7.11			40.61
P-10	47.69	7/28/2000	7.15			40.57
P-10	47.69	8/30/2000	10.15			37.57
P-10	47.69	9/19/2000	11.56			36.16
P-10	47.69	10/27/2000	8.66			39.06
P-10	47.69	11/21/2000	9.64			38.08
P-10	47.69	5/1/2001	6.52			41.2
P-10	47.69	10/1/2001	6.85			40.87
P-10	47.69	3/11/2002	3.41			44.31
P-10	47.69	9/23/2002	3.54			44.18
P-10	47.69	3/10/2003	2.43			45.26
P-10	47.69	9/23/2003	1.61			46.08
P-10	47.69	3/15/2004	2.85			44.84
P-10	47.69	9/13/2004	7.99			39.7
P-10	47.69	7/18/2005	4.20			43.49
P-10	47.69	1/4/2006	8.58			39.11
P-10	47.69	7/27/2006	3.46			44.23
P-10	47.69	1/23/2007	2.36			45.33
P-10	47.69	3/7/2007	NM			NM
P-10	47.69	7/27/2007	3.75			43.94
P-10	47.69	1/29/2008	2.30			45.39
P-10	47.69	7/16/2008	6.91			40.78
P-10	47.69	1/22/2009	6.35			41.34
P-10	47.69	7/23/2009	NM			NM
P-10	47.69	1/8/2010	4.06			43.63
P-10	47.69	7/12/2010	2.06			45.63
P-10	47.73	1/12/2011	4.13			43.60
P-10	47.73	7/12/2011	9.84			37.89
P-10	47.73	1/27/2012	3.12			44.61
P-10	47.73	7/10/2013	10.79			36.94
P-10	47.73	1/8/2014	5.51			42.22
P-10	47.73	7/2/2014	7.74			39.99
P-10	47.73	1/7/2015	3.96			43.77
P-10	47.73	8/10/2015	5.39			42.34
P-10	47.71	1/12/2016	2.47			45.24
P-10	47.71	7/6/2016	5.18			42.53
P-10	47.71	1/12/2017	4.52			43.19
P-10	47.71	7/12/2017	6.07			41.64
P-10	47.71	1/3/2018	6.71			41.00
P-10	47.71	7/19/2018	5.77			41.94
P-10	47.71	1/3/2019	6.32			41.39
P-10	47.71	7/1/2019	3.12			44.59
P-10	47.71	1/13/2020	3.18			44.53
P-10	47.71	7/8/2020	5.38			42.33
P-10	47.91	1/6/2021	2.96			44.95
P-10	47.91	7/6/2021	2.42			45.49
P-11	48.98	9/2/1993	7.87			41.15
P-11	48.98	12/21/1993	4.57			44.45
P-11	48.98	3/24/1994	5.04			43.98
P-11	48.98	6/22/1994	6.19			42.83
P-11	48.98	9/28/1994	7.40			41.62
P-11	48.98	10/13/1994	8.14			40.88
P-11	48.98	1/24/1995	3.90			45.12
P-11	48.98	4/11/1995	3.77			45.25
P-11	48.98	7/11/1995	5.69			43.33
P-11	48.98	1/23/1996	6.81			42.21
P-11	48.98	7/19/1996	7.81			41.21
P-11	48.98	9/17/1996	9.15			39.87
P-11	48.98	10/31/1996	7.52			41.5
P-11	48.98	11/22/1996	9.46			39.56
P-11	48.98	12/27/1996	6.64			42.38
P-11	48.98	1/22/1997	4.70			44.32
P-11	48.98	2/21/1997	3.88			45.14
P-11	48.98	3/25/1997	4.09			44.93
P-11	48.98	4/23/1997	5.27			43.75
P-11	48.98	4/24/1997	5.41			43.61
P-11	48.98	5/13/1997	4.12			44.9

Table 1
GROUNDWATER MEASUREMENTS
Houston, TX - Wood Preserving Works

Well ID	TOC Elevation (ft)	Date	Depth to Water (ft)	Depth to DNAPL (ft BTOC)	DNAPL Thickness (ft)	GW Elevation (ft)
P-11	48.98	6/20/1997	5.79			43.23
P-11	48.98	6/25/1997	3.83			45.19
P-11	48.98	7/1/1997	5.01			44.01
P-11	48.98	7/24/1997	7.56			41.46
P-11	48.98	8/16/1997	8.74			40.28
P-11	48.98	8/22/1997	9.37			39.65
P-11	48.98	9/25/1997	7.24			41.78
P-11	48.98	10/22/1997	5.98			43.04
P-11	48.98	11/25/1997	6.00			43.02
P-11	48.98	12/19/1997	5.52			43.5
P-11	48.98	1/20/1998	4.30			44.72
P-11	48.98	3/4/1998	4.08			44.94
P-11	48.98	3/18/1998	3.92			45.1
P-11	48.98	4/24/1998	7.61			41.41
P-11	48.98	5/21/1998	8.10			40.92
P-11	48.98	7/30/1998	9.21			39.81
P-11	48.98	8/25/1998	8.44			40.58
P-11	48.98	9/21/1998	5.91			43.11
P-11	48.98	10/26/1998	7.59			41.43
P-11	48.98	11/23/1998	5.41			43.61
P-11	48.98	1/29/1999	4.11			44.91
P-11	48.98	2/26/1999	4.22			44.8
P-11	48.98	3/16/1999	4.96			44.06
P-11	48.98	4/29/1999	5.15			43.87
P-11	48.98	6/1/1999	5.15			43.87
P-11	48.98	7/30/1999	6.66			42.36
P-11	48.98	8/27/1999	5.23			43.79
P-11	48.98	9/27/1999	10.49			38.53
P-11	48.98	10/29/1999	11.91			37.11
P-11	48.98	12/29/1999	11.12			37.9
P-11	48.98	2/4/2000	12.13			36.89
P-11	48.98	2/25/2000	10.46			38.56
P-11	48.98	3/27/2000	8.32			40.7
P-11	48.98	4/7/2000	7.91			41.11
P-11	48.98	5/31/2000	7.96			41.06
P-11	48.98	6/1/2000	7.93			41.09
P-11	48.98	7/28/2000	7.97			41.05
P-11	48.98	8/30/2000	10.88			38.14
P-11	48.98	9/19/2000	12.32			36.7
P-11	48.98	10/27/2000	10.94			38.08
P-11	48.98	11/21/2000	9.77			39.25
P-11	48.98	5/1/2001	7.48			41.54
P-11	48.98	10/1/2001	7.74			41.28
P-11	48.98	3/11/2002	4.51			44.51
P-11	48.98	9/23/2002	4.46			44.56
P-11	48.98	3/10/2003	3.69			45.29
P-11	48.98	9/23/2003	4.54			44.44
P-11	48.98	3/15/2004	4.51			44.47
P-11	48.98	9/13/2004	9.14			39.84
P-11	48.98	7/18/2005	5.27			43.71
P-11	48.98	1/4/2006	9.56			39.42
P-11	48.98	7/27/2006	4.54			44.44
P-11	48.98	3/7/2007	NM			NM
P-11	48.98	7/27/2007	4.61			44.37
P-11	48.98	1/30/2008	2.71			46.27
P-11	48.98	7/15/2008	7.93			41.05
P-11	48.98	2/4/2009	7.82			41.16
P-11	48.98	7/24/2009	7.74			41.24
P-11	48.98	1/8/2010	5.67			43.31
P-11	48.98	7/12/2010	6.78			42.2
P-11	48.98	1/12/2011	4.21			44.77
P-11	48.98	7/12/2011	11.51			37.47
P-11	48.98	1/26/2012	4.25			44.73
P-11	48.98	1/7/2013	7.96			41.02
P-11	48.98	7/22/2013	10.96			38.02
P-11	48.98	1/7/2014	6.52			42.46
P-11	48.98	7/16/2014	8.87			40.11
P-11	48.98	1/5/2015	5.61			43.37
P-11	48.98	8/10/2015	3.86			45.12
P-11	48.98	1/13/2016	3.26			45.72
P-11	48.98	7/6/2016	3.74			45.24
P-11	48.98	1/12/2017	4.36			44.62
P-11	48.98	7/6/2017	4.62			44.36
P-11	48.98	9/6/2017	4.62			44.36
P-11	48.98	2/11/2018	5.09			43.89
P-11	48.98	3/11/2018	5.54			43.44
P-11	48.98	5/14/2018	7.14			41.84

Table 1
GROUNDWATER MEASUREMENTS
Houston, TX - Wood Preserving Works

Well ID	TOC Elevation (ft)	Date	Depth to Water (ft)	Depth to DNAPL (ft BTOC)	DNAPL Thickness (ft)	GW Elevation (ft)
P-11	48.98	7/2/2018	7.28			41.7
P-11	48.98	1/4/2019	6.43			42.55
P-11	48.98	7/9/2019	5.31			43.67
P-11	48.98	1/7/2020	4.26			44.72
P-11	48.98	7/8/2020	6.31			42.67
P-11	48.98	1/6/2021	4.05			44.93
P-11	48.98	7/13/2021	3.39			45.59
P-11	48.98	1/4/2022	5.02			43.96
P-12	48.78	9/2/1993	7.02			41.8
P-12	48.78	12/21/1993	4.30			44.52
P-12	48.78	3/24/1994	4.45			44.37
P-12	48.78	6/22/1994	5.06			43.76
P-12	48.78	9/28/1994	6.46			42.36
P-12	48.78	10/13/1994	7.19			41.63
P-12	48.78	1/24/1995	3.63			45.19
P-12	48.78	4/11/1995	3.25			45.57
P-12	48.78	7/11/1995	4.62			44.2
P-12	48.78	1/23/1996	6.62			42.2
P-12	48.78	7/19/1996	8.64			40.18
P-12	48.78	9/17/1996	8.12			40.7
P-12	48.78	10/31/1996	6.81			42.01
P-12	48.78	11/22/1996	8.70			40.12
P-12	48.78	12/27/1996	6.57			42.25
P-12	48.78	1/22/1997	4.93			43.89
P-12	48.78	2/21/1997	3.61			45.21
P-12	48.78	3/25/1997	3.70			45.12
P-12	48.78	4/23/1997	4.58			44.24
P-12	48.78	4/24/1997	4.74			44.08
P-12	48.78	5/13/1997	3.69			45.13
P-12	48.78	6/20/1997	4.86			43.96
P-12	48.78	6/25/1997	3.35			45.47
P-12	48.78	7/1/1997	4.11			44.71
P-12	48.78	7/24/1997	6.58			42.24
P-12	48.78	8/16/1997	7.80			41.02
P-12	48.78	8/22/1997	8.22			40.6
P-12	48.78	9/25/1997	6.54			42.28
P-12	48.78	10/22/1997	5.66			43.16
P-12	48.78	11/25/1997	5.70			43.12
P-12	48.78	12/19/1997	5.13			43.69
P-12	48.78	1/20/1998	4.15			44.67
P-12	48.78	3/4/1998	3.78			45.04
P-12	48.78	3/18/1998	3.61			45.21
P-12	48.78	4/24/1998	6.90			41.92
P-12	48.78	5/21/1998	7.80			41.02
P-12	48.78	7/30/1998	8.15			40.67
P-12	48.78	8/25/1998	8.31			40.51
P-12	48.78	9/21/1998	5.64			43.18
P-12	48.78	10/26/1998	7.66			41.16
P-12	48.78	11/23/1998	5.65			43.17
P-12	48.78	1/29/1999	4.20			44.62
P-12	48.78	2/26/1999	4.31			44.51
P-12	48.78	3/16/1999	4.99			43.83
P-12	48.78	4/29/1999	5.10			43.72
P-12	48.78	6/1/1999	5.10			43.72
P-12	48.78	7/30/1999	6.75			42.07
P-12	48.78	8/27/1999	5.34			43.48
P-12	48.78	9/27/1999	9.36			39.46
P-12	48.78	10/29/1999	10.11			38.71
P-12	48.78	12/29/1999	9.44			39.38
P-12	48.78	2/4/2000	12.10			36.72
P-12	48.78	2/25/2000	8.63			40.19
P-12	48.78	3/27/2000	7.76			41.06
P-12	48.78	4/7/2000	7.35			41.47
P-12	48.78	5/31/2000	7.39			41.43
P-12	48.78	6/1/2000	7.34			41.48
P-12	48.78	7/28/2000	7.37			41.45
P-12	48.78	8/30/2000	10.66			38.16
P-12	48.78	9/19/2000	11.45			37.37
P-12	48.78	10/27/2000	10.94			37.88
P-12	48.78	11/21/2000	8.93			39.89
P-12	48.78	5/1/2001	6.70			42.12
P-12	48.78	10/1/2001	6.93			41.89
P-12	48.78	3/11/2002	4.15			44.67
P-12	48.78	9/23/2002	3.90			44.92

Table 1
GROUNDWATER MEASUREMENTS
Houston, TX - Wood Preserving Works

Well ID	TOC Elevation (ft)	Date	Depth to Water (ft)	Depth to DNAPL (ft BTOC)	DNAPL Thickness (ft)	GW Elevation (ft)
P-12	48.78	3/10/2003	3.13			45.65
P-12	48.78	9/23/2003	3.86			44.92
P-12	48.78	3/15/2004	NM			NM
P-12	48.78	9/13/2004	7.93			40.85
P-12	48.78	7/18/2005	5.06			43.72
P-12	48.78	1/4/2006	8.98			39.8
P-12	48.78	7/27/2006	4.35			44.43
P-12	48.78	1/22/2007	3.19			45.59
P-12	48.78	3/7/2007	NM			NM
P-12	48.78	7/27/2007	4.22			44.56
P-12	48.78	1/29/2008	3.03			45.75
P-12	48.78	7/16/2008	6.78			42
P-12	48.78	1/22/2009	6.99			41.79
P-12	48.78	7/24/2009	NM			NM
P-12	48.78	1/8/2010	4.13			44.65
P-12	48.78	7/12/2010	3.93			44.85
P-12	48.80	1/12/2011	4.83			43.97
P-12	48.80	7/12/2011	10.02			38.78
P-12	48.80	1/27/2012	4.52			44.28
P-12	48.80	7/9/2012	5.15			43.65
P-12	48.80	7/10/2013	9.73			39.07
P-12	48.80	1/8/2014	6.41			42.39
P-12	48.80	7/2/2014	6.46			42.34
P-12	48.80	1/7/2015	3.19			45.61
P-12	48.80	8/10/2015	4.06			44.74
P-12	48.76	1/12/2016	3.26			45.50
P-12	48.76	7/6/2016	5.09			43.67
P-12	48.76	1/12/2017	5.11			43.65
P-12	48.76	7/12/2017	6.39			42.37
P-12	48.76	1/3/2018	7.14			41.62
P-12	48.76	7/19/2018	6.31			42.45
P-12	48.76	1/3/2019	6.69			42.07
P-12	48.76	7/1/2019	3.06			45.70
P-12	48.76	1/14/2020	3.96			44.80
P-12	48.76	7/8/2020	5.31			43.45
P-12	48.65	1/6/2021	3.34			45.31
P-12	48.65	7/6/2021	2.36			46.29
TW-41B	49.67	2/4/2009	8.44			41.23
TW-41B	49.67	7/24/2009	8.34			41.33
TW-41B	49.67	1/8/2010	4.86			44.81
TW-41B	49.67	7/12/2010	6.12			43.55
TW-41B	49.67	1/12/2011	5.17			44.5
TW-41B	49.67	7/12/2011	12.02			37.65
TW-41B	49.67	1/26/2012	5.27			44.4
TW-41B	49.67	7/9/2012	6.23			43.44
TW-41B	49.67	1/7/2013	8.54			41.13
TW-41B	49.67	7/22/2013	11.53			38.14
TW-41B	49.67	1/7/2014	7.32			42.35
TW-41B	49.67	7/16/2014	9.65			40.02
TW-41B	49.67	1/5/2015	NM			
TW-41B	49.67	8/10/2015	4.96			44.71
TW-41B	49.67	1/13/2016	4.13			45.54
TW-41B	49.67	7/6/2016	4.31			45.36
TW-41B	49.67	1/12/2017	4.93			44.74
TW-41B	49.67	7/6/2017	5.32			44.35
TW-41B	49.67	9/6/2017	5.26			44.41
TW-41B	49.67	2/11/2018	5.86			43.81
TW-41B	49.67	3/11/2018	6.69			42.98
TW-41B	49.67	5/14/2018	8.67			41.00
TW-41B	49.67	7/2/2018	8.87			40.8
TW-41B	49.67	1/4/2019	7.97			41.7
TW-41B	49.67	7/9/2019	8.22			41.45
TW-41B	49.67	1/7/2020	5.52			44.15
TW-41B	49.67	7/8/2020	7.25			42.42
TW-41B	49.67	1/6/2021	4.91			44.76
TW-41B	49.67	7/6/2021	4.42			45.25
TW-41B	49.67	1/4/2022	6.21			43.46
TW-55A	49.67	7/9/2012	13.44			36.23
TW-56A	51.89	2/5/2009	17.48			34.41
TW-56A	51.89	7/23/2009	17.17			34.72
TW-56A	51.89	1/8/2010	14.53			37.36
TW-56A	51.89	7/12/2010	15.78			36.11
TW-56A	51.89	1/12/2011	14.09			37.8
TW-56A	51.89	7/12/2011	17.89			34
TW-56A	51.89	1/26/2012	15.06			36.83
TW-56A	51.89	1/7/2013	16.92			34.97
TW-56A	51.89	7/22/2013	18.12			33.77
TW-56A	51.89	1/7/2014	NM			NM

Table 1
GROUNDWATER MEASUREMENTS
Houston, TX - Wood Preserving Works

Well ID	TOC Elevation (ft)	Date	Depth to Water (ft)	Depth to DNAPL (ft BTOC)	DNAPL Thickness (ft)	GW Elevation (ft)
TW-56A	51.89	7/15/2014	16.05			35.84
TW-56A	51.89	1/5/2015	NM			NM
TW-56A	51.89	8/10/2015	6.39			45.50

Notes:
1. The surface completion for MW-23C was repaired and resurveyed in January/February 2009.
2. NM = Not Measured
3. BP - Below pump; depth to DNAPL not measured because it is below top of in-well pump.

TABLE 2
ANALYTICAL RESULTS SUMMARY (2008 - 2022)
CLASS 2 GROUNDWATER
HOUSTON, TX - WOOD PRESERVING WORKS

	Residential Assessment Level	***C/I PCL***	MW-01A 01/28/2008	MW-01A 01/28/2008 Duplicate	MW-01A 07/16/2008	MW-01A 07/16/2008 Duplicate	MW-01A 01/22/2009	MW-01A 01/22/2009 Duplicate	MW-01A 07/22/2009	MW-01A 07/22/2009 Duplicate	MW-01A 01/22/2010	MW-01A 01/22/2010 Duplicate	MW-01A 07/14/2010	MW-01A 07/14/2010 Duplicate	MW-01A 01/11/2011	MW-01A 07/13/2011
Volatile Organic Compounds																
1,2-Dichloroethane	*0.005*	*0.005*			<0.00052	<0.00052										
Benzene	*0.005*	*0.005*			<0.00025	<0.00025										
Chlorobenzene	*0.1*	*0.1*			<0.00047	<0.00047										
Ethylbenzene	*0.7*	*0.7*			<0.00025	<0.00025										
Methylene chloride	*0.005*	*0.005*			<0.00054	<0.00054										
Toluene	*1*	*1*			<0.00041	<0.00041										
Vinyl chloride	*0.002*	*0.002*														
Xylenes (total)	*10*	*10*			<0.00127	<0.00127										
Semivolatile Organic Compounds																
1,2-Diphenylhydrazine	*0.0011*	*0.0026*														
2,4-Dimethylphenol	*0.49*	*1.5*														
2,4-Dinitrotoluene	*0.0013*	*0.003*														
2,6-Dinitrotoluene	*0.0013*	*0.003*														
2-Chloronaphthalene	*2*	*5.8*														
2-Methylnaphthalene	*0.098*	*0.29*	<0.00044	0.000563	0.0109	0.00224	0.0069	0.0016 J	0.0017 J	0.0019 J	0.0019 J	0.0018 J	<0.0009	0.0026 J	<0.0009	0.0068
4,6-Dinitro-2-methylphenol	*0.0024*	*0.0073*														
4-Nitrophenol	*0.049*	*0.15*														
Acenaphthene	*1.5*	*4.4*	0.0415	0.0409	0.126	0.119	0.054	0.038	0.085	0.091	0.04	0.039	0.068	0.075	0.07	0.1
Acenaphthylene	*1.5*	*4.4*	0.00099	0.000933	0.00143	0.00135	<0.0007	<0.0007	<0.0005	<0.0005	<0.0005	<0.0005	<0.0005	<0.0005	0.0011 J	0.0011 J
Anthracene	*7.3*	*22*	0.00129	0.00137	0.00267	0.00232	0.0012 J	<0.0007	0.0011 J	0.0014 J	<0.0006	<0.0006	0.0017 J	0.0022 J	0.0021 J	0.0029 J
Benzo(a)anthracene	*0.0091*	*0.02*														
Benzo(a)pyrene	*0.0002*	*0.0002*														
bis(2-Chloroethoxy)methane	*0.00083*	*0.0019*														
bis(2-Ethylhexyl)phthalate (DEHP)	*0.006*	*0.006*	<0.00022	0.0008 J	0.00137 J	0.00126 J	<0.0012	0.0015 J	<0.0033	<0.0033	<0.0033	<0.0033	<0.0033	<0.0033	<0.0033	0.003 J
Chrysene	*0.91*	*2*														
Dibenzofuran	*0.098*	*0.29*	0.00129	0.00211	0.00774	0.00163	0.0058	0.0018 J	<0.0007	<0.0007	0.0016 J	0.0014 J	0.0044 J	0.0067	<0.0007	0.0054
Di-n-butylphthalate (DBP)	*2.4*	*7.3*														
Fluoranthene	*0.98*	*2.9*	0.00234	0.00233	0.00923	0.00836	0.0024 J	0.0013 J	0.0037 J	0.0039 J	0.0017 J	0.0015 J	0.004 J	0.0049 J	0.0025 J	0.0062
Fluorene	*0.98*	*2.9*	0.0162	0.0167	0.0659	0.0551	0.028	0.018	0.04	0.041	0.022	0.019	0.04	0.047	0.039	0.056
Naphthalene	*0.49*	*1.5*	<0.00044	<0.00038	0.0168	0.00312	<0.0008	<0.0008	0.0029 J	0.0031 J	0.0043 J	0.0036 J	<0.0006	<0.0006	<0.0006	<0.0005
Nitrobenzene	*0.049*	*0.15*														
N-Nitrosodiphenylamine	*0.19*	*0.42*														
Pentachlorophenol	*0.001*	*0.001*														
Phenanthrene	*0.73*	*2.2*	<0.00022	0.00035 J	0.00177	0.000783	0.001 J	<0.0007	<0.0005	<0.0005	<0.0005	<0.0005	0.0011 J	0.0025 J	<0.0005	0.002 J
Phenol	*7.3*	*22*														
Pyrene	*0.73*	*2.2*	0.00107	0.00108	0.00417	0.00375	0.001 J	<0.0009	0.0019 J	0.0021 J	<0.0005	<0.0005	0.0021 J	0.0026 J	0.0011 J	0.0028 J
Metals																
Arsenic	*0.01*	*0.01*														

Notes:
1. All values in milligrams per liter (mg/L).
2. Concentrations > RAL and non-detects are highlighted light gray.
3. Concentrations > C/I AL and non-detects are highlighted dark gray
4. TRRP Protective Concentration Limits (PCLs) (30 TAC §350, Table 3), updated January 2021.
5. RAL = Residential Assessment Level, C/I = Commercial/Industrial
6. J = Estimated value, < = not detected at the specified detection limit.
7. MW-32A was screened in the B-CZ & replaced with MW-32AR
8. Based on historical data, MW-25A and MW-25C were likely mislabeled in March 2018 and results are provided correctly in this table.

TABLE 2
ANALYTICAL RESULTS SUMMARY (2008 - 2022)
CLASS 2 GROUNDWATER
HOUSTON, TX - WOOD PRESERVING WORKS

	Residential Assessment Level	***C/I PCL***	MW-01A 07/13/2011 Duplicate	MW-01A 01/31/2012	MW-01A 01/31/2012 Duplicate	MW-01A 07/11/2012	MW-01A 07/11/2012 Duplicate	MW-01A 01/09/2013	MW-01A 01/09/2013 Duplicate	MW-01A 07/11/2013	MW-01A 07/11/2013 Duplicate	MW-01A 01/08/2014	MW-01A 01/08/2014 Duplicate	MW-01A 07/02/2014	MW-01A 07/02/2014 Duplicate	MW-01A 01/07/2015
Volatile Organic Compounds																
1,2-Dichloroethane	*0.005*	*0.005*														
Benzene	*0.005*	*0.005*														
Chlorobenzene	*0.1*	*0.1*														
Ethylbenzene	*0.7*	*0.7*														
Methylene chloride	*0.005*	*0.005*														
Toluene	*1*	*1*														
Vinyl chloride	*0.002*	*0.002*														
Xylenes (total)	*10*	*10*														
Semivolatile Organic Compounds																
1,2-Diphenylhydrazine	*0.0011*	*0.0026*														
2,4-Dimethylphenol	*0.49*	*1.5*														
2,4-Dinitrotoluene	*0.0013*	*0.003*														
2,6-Dinitrotoluene	*0.0013*	*0.003*														
2-Chloronaphthalene	*2*	*5.8*														
2-Methylnaphthalene	*0.098*	*0.29*	0.0021 J	<0.0005	<0.0005	0.012	0.011	0.00125	0.00128	0.00193 J	0.0386 J	0.00222 J	0.0152 J	0.00865 J	0.0000828 J	0.0000693 J
4,6-Dinitro-2-methylphenol	*0.0024*	*0.0073*														
4-Nitrophenol	*0.049*	*0.15*														
Acenaphthene	*1.5*	*4.4*	0.092	0.029	0.028	0.084	0.083	0.117	0.119	0.098 J	0.132 J	<0.00037	<0.000741	0.0848 J	0.0228 J	0.0594
Acenaphthylene	*1.5*	*4.4*	<0.0005	<0.0005	<0.0005	0.0017 J	0.002 J	0.00222	0.00189	0.00122	0.00137	<0.00093	<0.00144	0.00138 J	0.000638 J	0.00104
Anthracene	*7.3*	*22*	0.0027 J	<0.0005	<0.0005	0.003 J	0.003 J	0.000285 J	0.00373 J	0.0022 J	0.00331 J	<0.003	<0.00371	0.00326 J	0.00124 J	0.00139
Benzo(a)anthracene	*0.0091*	*0.02*														
Benzo(a)pyrene	*0.0002*	*0.0002*														
bis(2-Chloroethoxy)methane	*0.00083*	*0.0019*														
bis(2-Ethylhexyl)phthalate (DEHP)	*0.006*	*0.006*	0.0012 J	<0.0005	0.0013 J	<0.0005	<0.0005	0.00163	0.00162	<0.000356	<0.000356	0.000838 J	0.00067 J	<0.000349	<0.000349	0.00533 J
Chrysene	*0.91*	*2*														
Dibenzofuran	*0.098*	*0.29*	0.0027 J	0.0045 J	0.0044 J	0.025	0.025	0.0141	0.0134	0.00264 J	0.0235 J	<0.00951	<0.0168	0.0132 J	0.00131 J	0.000541
Di-n-butylphthalate (DBP)	*2.4*	*7.3*												0.00012 J	0.000133 J	
Fluoranthene	*0.98*	*2.9*	0.0059	0.0012 J	0.0012 J	0.0047 J	0.0045 J	0.00602	0.00537	0.00399	0.00456	<0.00257	<0.00345	0.0043 J	0.00141 J	0.00246
Fluorene	*0.98*	*2.9*	0.051	0.0013 J	0.0013 J	0.041	0.043	0.0564	0.0556	0.0323 J	0.0545 J	<0.0369	<0.0432	0.0369 J	0.0113 J	0.0209
Naphthalene	*0.49*	*1.5*	<0.0005	<0.0005	<0.0005	<0.0005	<0.0005	0.00219	0.00245	0.0169 J	0.441 J	<0.0000741	0.00172 J	0.074 J	0.00469 J	0.000121 J
Nitrobenzene	*0.049*	*0.15*														
N-Nitrosodiphenylamine	*0.19*	*0.42*														
Pentachlorophenol	*0.001*	*0.001*														
Phenanthrene	*0.73*	*2.2*	0.0011 J	<0.0005	<0.0005	0.0033 J	0.0031 J	0.00388 J	0.0012 J	0.00109 J	0.00928 J	<0.00175	<0.00451	0.00537 J	0.000426 J	0.000335 J
Phenol	*7.3*	*22*												<0.0000377	<0.0000377	
Pyrene	*0.73*	*2.2*	0.0027 J	<0.0005	<0.0005	0.0021 J	0.0019 J	0.00261	0.00202	0.00165	0.00192	<0.0013	<0.00165	0.00204 J	0.000662 J	0.00105
Metals																
Arsenic	*0.01*	*0.01*														

Notes:
1. All values in milligrams per liter (mg/L).
2. Concentrations > RAL and non-detects are highlighted light gray.
3. Concentrations > C/I AL and non-detects are highlighted dark gray
4. TRRP Protective Concentration Limits (PCLs) (30 TAC §350, Table 3), updated January 2021.
5. RAL = Residential Assessment Level, C/I = Commercial/Industrial
6. J = Estimated value, < = not detected at the specified detection limit.
7. MW-32A was screened in the B-CZ & replaced with MW-32AR
8. Based on historical data, MW-25A and MW-25C were likely mislabeled in March 2018 and results are provided correctly in this table.

TABLE 2
ANALYTICAL RESULTS SUMMARY (2008 - 2022)
CLASS 2 GROUNDWATER
HOUSTON, TX - WOOD PRESERVING WORKS

	Residential Assessment Level	***C/I PCL***	MW-01A 01/07/2015 Duplicate	MW-01A 07/08/2015	MW-01A 07/08/2015 Duplicate	MW-01A 01/12/2016	MW-01A 01/12/2016 Duplicate	MW-01A 07/07/2016	MW-01A 07/07/2016 Duplicate	MW-01A 01/11/2017	MW-01A 01/11/2017 Duplicate	MW-01A 07/13/2017	MW-01A 07/13/2017 Duplicate	MW-01A 01/04/2018	MW-01A 01/04/2018 Duplicate	MW-01A 07/18/2018
Volatile Organic Compounds																
1,2-Dichloroethane	*0.005*	*0.005*														
Benzene	*0.005*	*0.005*														
Chlorobenzene	*0.1*	*0.1*														
Ethylbenzene	*0.7*	*0.7*														
Methylene chloride	*0.005*	*0.005*														
Toluene	*1*	*1*														
Vinyl chloride	*0.002*	*0.002*														
Xylenes (total)	*10*	*10*														
Semivolatile Organic Compounds																
1,2-Diphenylhydrazine	*0.0011*	*0.0026*														
2,4-Dimethylphenol	*0.49*	*1.5*														
2,4-Dinitrotoluene	*0.0013*	*0.003*														
2,6-Dinitrotoluene	*0.0013*	*0.003*														
2-Chloronaphthalene	*2*	*5.8*														
2-Methylnaphthalene	*0.098*	*0.29*	0.000132 J	0.00063 J	0.0041 J	<0.000019	<0.000019	0.000019 J	0.000095 J	<0.000019	<0.000019	<0.000019	0.00018	0.000096 J	0.00024	0.00021
4,6-Dinitro-2-methylphenol	*0.0024*	*0.0073*														
4-Nitrophenol	*0.049*	*0.15*														
Acenaphthene	*1.5*	*4.4*	0.0607	0.086	0.095	0.048	0.043	0.053	0.053	0.044 J	0.061 J	0.043	0.052	0.041	0.039	0.088
Acenaphthylene	*1.5*	*4.4*	0.00102	0.0009	0.00099	0.0019	0.0018	0.00063	0.00069	0.00092	0.00098	0.00055	0.00068	0.00086	0.00083	0.00078
Anthracene	*7.3*	*22*	0.00139	0.0018	0.0024	0.00052	0.00059	0.00096	0.001	0.00069	0.00093	0.00076	0.00079	0.0012	0.0011	0.002
Benzo(a)anthracene	*0.0091*	*0.02*														
Benzo(a)pyrene	*0.0002*	*0.0002*														
bis(2-Chloroethoxy)methane	*0.00083*	*0.0019*														
bis(2-Ethylhexyl)phthalate (DEHP)	*0.006*	*0.006*	0.00259 J	<0.0002	<0.000037	0.00042	0.0004	0.000083 J	0.0001 J	0.00031	0.00026	0.00012 J	0.00029	<0.000072	<0.000085	<0.000037
Chrysene	*0.91*	*2*														
Dibenzofuran	*0.098*	*0.29*	0.000602	0.0032 J	0.009 J	0.00065	0.00054	0.00072	0.00079	0.0011	0.001	0.0017	0.0027	0.0016	0.0015	0.01
Di-n-butylphthalate (DBP)	*2.4*	*7.3*														
Fluoranthene	*0.98*	*2.9*	0.00235	0.0034	0.0038	0.0027	0.0034	0.0027	0.003	0.0021 J	0.003 J	0.0025	0.0025	0.0032	0.0029	0.0038
Fluorene	*0.98*	*2.9*	0.0217	0.038	0.045	0.0057	0.0042	0.014	0.014	0.01 J	0.015 J	0.014	0.014	0.018	0.017	0.04
Naphthalene	*0.49*	*1.5*	0.000313 J	0.00083 J	0.0049 J	<0.00002	<0.00002	0.00002 J	0.00022 J	<0.00002	<0.00002	0.00025	0.00053	<0.00002	<0.00002	0.00027
Nitrobenzene	*0.049*	*0.15*														
N-Nitrosodiphenylamine	*0.19*	*0.42*														
Pentachlorophenol	*0.001*	*0.001*														
Phenanthrene	*0.73*	*2.2*	0.000326 J	0.0012 J	0.0041 J	0.000067 J	0.000075 J	0.000021 J	0.00027 J	0.000064 J	0.000021 J	0.00029	0.00045	0.0004	0.00035	0.0021
Phenol	*7.3*	*22*														
Pyrene	*0.73*	*2.2*	0.00102	0.0015	0.0016	0.0011	0.0014	0.0011	0.0013	0.00095	0.0012	0.0011	0.001	0.0014	0.0014	0.0019
Metals																
Arsenic	*0.01*	*0.01*														

Notes:
1. All values in milligrams per liter (mg/L).
2. Concentrations > RAL and non-detects are highlighted light gray.
3. Concentrations > C/I AL and non-detects are highlighted dark gray
4. TRRP Protective Concentration Limits (PCLs) (30 TAC §350, Table 3), updated January 2021.
5. RAL = Residential Assessment Level, C/I = Commercial/Industrial
6. J = Estimated value, < = not detected at the specified detection limit.
7. MW-32A was screened in the B-CZ & replaced with MW-32AR
8. Based on historical data, MW-25A and MW-25C were likely mislabeled in March 2018 and results are provided correctly in this table.

TABLE 2
ANALYTICAL RESULTS SUMMARY (2008 - 2022)
CLASS 2 GROUNDWATER
HOUSTON, TX - WOOD PRESERVING WORKS

	Residential Assessment Level	***C/I PCL***	MW-01A 07/18/2018 Duplicate	MW-01A 01/07/2019	MW-01A 01/07/2019 Duplicate	MW-01A 07/02/2019	MW-01A 07/02/2019 Duplicate	MW-01A 01/14/2020	MW-01A 01/14/2020 Duplicate	MW-01A 07/14/2020	MW-01A 07/14/2020 Duplicate	MW-01A 01/06/2021	MW-01A 01/06/2021 Duplicate	MW-01A 07/06/2021	MW-01A 07/06/2021 Duplicate	MW-01A 01/03/2022	MW-01A 01/03/2022 Duplicate
Volatile Organic Compounds																	
1,2-Dichloroethane	*0.005*	*0.005*															
Benzene	*0.005*	*0.005*															
Chlorobenzene	*0.1*	*0.1*															
Ethylbenzene	*0.7*	*0.7*															
Methylene chloride	*0.005*	*0.005*															
Toluene	*1*	*1*															
Vinyl chloride	*0.002*	*0.002*															
Xylenes (total)	*10*	*10*															
Semivolatile Organic Compounds																	
1,2-Diphenylhydrazine	*0.0011*	*0.0026*															
2,4-Dimethylphenol	*0.49*	*1.5*															
2,4-Dinitrotoluene	*0.0013*	*0.003*															
2,6-Dinitrotoluene	*0.0013*	*0.003*															
2-Chloronaphthalene	*2*	*5.8*															
2-Methylnaphthalene	*0.098*	*0.29*	0.00014	0.00021	<0.000019	0.00074	0.00069	0.00019	<0.000019	0.00091 J	0.0015 J	<0.000019	<0.000019	0.0039 J	0.0025 J	0.00011 J	0.000071 J
4,6-Dinitro-2-methylphenol	*0.0024*	*0.0073*															
4-Nitrophenol	*0.049*	*0.15*															
Acenaphthene	*1.5*	*4.4*	0.12	0.027	0.021	0.063	0.053	0.024	0.018	0.049	0.044	0.028 J	0.018 J	0.036	0.028	0.042 J	0.028 J
Acenaphthylene	*1.5*	*4.4*	0.00086	0.00069	0.00059	0.00071	0.00071	0.00084	0.00066	0.00071	0.00081	0.0014 J	0.00094 J	0.0006 J	0.00043 J	0.00063 J	0.0004 J
Anthracene	*7.3*	*22*	0.0023	0.00068	0.00046	0.00097	0.00096	<0.000014	<0.000014	0.0016	0.0016	0.00028 J	0.00011 J	0.0007 J	0.00051 J	0.00064 J	0.00037 J
Benzo(a)anthracene	*0.0091*	*0.02*															
Benzo(a)pyrene	*0.0002*	*0.0002*															
bis(2-Chloroethoxy)methane	*0.00083*	*0.0019*															
bis(2-Ethylhexyl)phthalate (DEHP)	*0.006*	*0.006*	<0.000037	<0.000037	<0.000037	<0.000037	<0.000079	<0.000037	0.000074 J	0.000088 J	<0.000037	<0.000059	<0.00006	<0.00018	<0.00012	<0.000055	<0.000053
Chrysene	*0.91*	*2*															
Dibenzofuran	*0.098*	*0.29*	0.015	0.0019	0.0014	0.0058	0.0054	0.0036	0.0021	0.008	0.009	0.00065	0.00058	0.0059 J	0.0039 J	0.0045 J	0.0029 J
Di-n-butylphthalate (DBP)	*2.4*	*7.3*															
Fluoranthene	*0.98*	*2.9*	0.0043	0.0018	0.0016	0.0013	0.0012	0.0011	0.0012	0.0031	0.0035	0.0012	0.00093	0.0012 J	0.00072 J	0.0012 J	0.00076 J
Fluorene	*0.98*	*2.9*	0.05	0.0037	0.0027	0.019	0.016	0.0064	0.0038	0.02	0.018	0.002	0.0016	0.012 J	0.0083 J	0.013 J	0.0064 J
Naphthalene	*0.49*	*1.5*	0.00042	<0.00002	<0.00002	0.00034	0.00034	0.00052	<0.00002	<0.00049	0.0052 J	<0.00002	<0.00002	0.00084 J	0.00049 J	0.00048 J	0.00032 J
Nitrobenzene	*0.049*	*0.15*															
N-Nitrosodiphenylamine	*0.19*	*0.42*															
Pentachlorophenol	*0.001*	*0.001*															
Phenanthrene	*0.73*	*2.2*	0.0024	0.00029	<0.000021	0.00076	0.00067	<0.000021	<0.000021	0.0026	0.0029	<0.000021	<0.000021	0.0015 J	0.00094 J	0.0002 J	0.00012 J
Phenol	*7.3*	*22*															
Pyrene	*0.73*	*2.2*	0.0022	0.00086	0.0007	0.00059	0.00055	0.00052	0.00059	0.0014	0.0017	0.00059	0.00044	0.0005 J	0.00029 J	0.00058 J	0.00037 J
Metals																	
Arsenic	*0.01*	*0.01*															

Notes:
1. All values in milligrams per liter (mg/L).
2. Concentrations > RAL and non-detects are highlighted light gray.
3. Concentrations > C/I AL and non-detects are highlighted dark gray
4. TRRP Protective Concentration Limits (PCLs) (30 TAC §350, Table 3), updated January 2021.
5. RAL = Residential Assessment Level, C/I = Commercial/Industrial
6. J = Estimated value, < = not detected at the specified detection limit.
7. MW-32A was screened in the B-CZ & replaced with MW-32AR
8. Based on historical data, MW-25A and MW-25C were likely mislabeled in March 2018 and results are provided correctly in this table.

TABLE 2
ANALYTICAL RESULTS SUMMARY (2008 - 2022)
CLASS 2 GROUNDWATER
HOUSTON, TX - WOOD PRESERVING WORKS

	Residential Assessment Level	***C/I PCL***	MW-02 01/28/2008	MW-02 07/16/2008	MW-02 01/22/2009	MW-02 07/22/2009	MW-02 01/22/2010	MW-02 07/14/2010	MW-02 01/11/2011	MW-02 07/13/2011	MW-02 01/30/2012	MW-02 07/10/2012	MW-02 01/09/2013	MW-02 07/11/2013	MW-02 01/08/2014	MW-02 07/02/2014
Volatile Organic Compounds																
1,2-Dichloroethane	*0.005*	*0.005*		<0.00052												
Benzene	*0.005*	*0.005*		<0.00025												
Chlorobenzene	*0.1*	*0.1*		<0.00047												
Ethylbenzene	*0.7*	*0.7*		<0.00025												
Methylene chloride	*0.005*	*0.005*		<0.00054												
Toluene	*1*	*1*		<0.00041												
Vinyl chloride	*0.002*	*0.002*														
Xylenes (total)	*10*	*10*		<0.00127												
Semivolatile Organic Compounds																
1,2-Diphenylhydrazine	*0.0011*	*0.0026*														
2,4-Dimethylphenol	*0.49*	*1.5*														
2,4-Dinitrotoluene	*0.0013*	*0.003*														
2,6-Dinitrotoluene	*0.0013*	*0.003*														
2-Chloronaphthalene	*2*	*5.8*														
2-Methylnaphthalene	*0.098*	*0.29*	<0.00038	<0.00039	<0.0008	0.0025 J	<0.0009	<0.0009	<0.0009	0.0021 J	<0.0005	<0.0005	0.00318	0.000897	<0.0000648	0.000509
4,6-Dinitro-2-methylphenol	*0.0024*	*0.0073*														
4-Nitrophenol	*0.049*	*0.15*														
Acenaphthene	*1.5*	*4.4*	0.017	0.0218	0.014	<0.0009	0.0073	0.018	0.0078	0.026	<0.0005	0.0088	0.0384	0.0179	<0.0000741	0.00452
Acenaphthylene	*1.5*	*4.4*	<0.00028	0.0003 J	<0.0007	<0.0005	<0.0005	<0.0005	<0.0005	<0.0005	<0.0005	<0.0005	0.00057	0.000335 J	<0.000101	0.0000979 J
Anthracene	*7.3*	*22*	0.000922	0.00042 J	<0.0007	<0.0006	<0.0006	<0.0006	<0.0006	<0.0005	<0.0005	<0.0005	0.00129	0.0013	<0.00131	0.000596
Benzo(a)anthracene	*0.0091*	*0.02*														
Benzo(a)pyrene	*0.0002*	*0.0002*														
bis(2-Chloroethoxy)methane	*0.00083*	*0.0019*														
bis(2-Ethylhexyl)phthalate (DEHP)	*0.006*	*0.006*	0.00049 J	<0.00019	<0.0012	<0.0033	<0.0033	<0.0033	<0.0033	0.0021 J	<0.0005	<0.0005	0.000874	<0.000356	<0.000343	<0.000349
Chrysene	*0.91*	*2*														
Dibenzofuran	*0.098*	*0.29*	0.0106	0.00673	<0.0007	<0.0007	<0.0007	<0.0007	<0.0007	0.0038 J	<0.0005	0.0043 J	0.0178	0.00734	<0.000147	0.00301
Di-n-butylphthalate (DBP)	*2.4*	*7.3*														<0.000104
Fluoranthene	*0.98*	*2.9*	0.0015	0.000961	<0.0006	0.0011 J	<0.0005	<0.0005	<0.0005	0.0012 J	<0.0005	<0.0005	0.00147	0.00069	<0.000307	0.000368 J
Fluorene	*0.98*	*2.9*	0.0119	0.0103	0.0039 J	<0.0006	0.0037 J	0.011	0.0049 J	0.015	<0.0005	0.0043 J	0.0201	0.00986	<0.000255	0.00357
Naphthalene	*0.49*	*1.5*	0.000827	0.00118	<0.0008	0.012	<0.0006	<0.0006	<0.0006	0.0037 J	<0.0005	0.0033 J	0.0211	0.00754	<0.0000741	0.00653
Nitrobenzene	*0.049*	*0.15*														
N-Nitrosodiphenylamine	*0.19*	*0.42*														
Pentachlorophenol	*0.001*	*0.001*														
Phenanthrene	*0.73*	*2.2*	0.000532	<0.00019	<0.0007	<0.0005	<0.0005	<0.0005	<0.0005	<0.0005	<0.0005	<0.0005	0.00241	0.000776	<0.000122	0.000594
Phenol	*7.3*	*22*														<0.0000377
Pyrene	*0.73*	*2.2*	0.000816	0.00045 J	<0.0009	<0.0005	<0.0005	<0.0005	<0.0005	<0.0005	<0.0005	<0.0005	0.00087	0.000336 J	<0.000175	0.000201 J
Metals																
Arsenic	*0.01*	*0.01*														

Notes:
1. All values in milligrams per liter (mg/L).
2. Concentrations > RAL and non-detects are highlighted light gray.
3. Concentrations > C/I AL and non-detects are highlighted dark gray
4. TRRP Protective Concentration Limits (PCLs) (30 TAC §350, Table 3), updated January 2021.
5. RAL = Residential Assessment Level, C/I = Commercial/Industrial
6. J = Estimated value, < = not detected at the specified detection limit.
7. MW-32A was screened in the B-CZ & replaced with MW-32AR
8. Based on historical data, MW-25A and MW-25C were likely mislabeled in March 2018 and results are provided correctly in this table.

TABLE 2
ANALYTICAL RESULTS SUMMARY (2008 - 2022)
CLASS 2 GROUNDWATER
HOUSTON, TX - WOOD PRESERVING WORKS

	Residential Assessment Level	***C/I PCL***	MW-02 01/07/2015	MW-02 07/07/2015	MW-02 01/12/2016	MW-02 07/07/2016	MW-02 01/11/2017	MW-02 07/13/2017	MW-02 01/04/2018	MW-02 07/18/2018	MW-02 01/07/2019	MW-02 07/02/2019	MW-02 01/14/2020	MW-02 07/14/2020	MW-02 01/06/2021	MW-02 07/06/2021
Volatile Organic Compounds																
1,2-Dichloroethane	*0.005*	*0.005*														
Benzene	*0.005*	*0.005*														
Chlorobenzene	*0.1*	*0.1*														
Ethylbenzene	*0.7*	*0.7*														
Methylene chloride	*0.005*	*0.005*														
Toluene	*1*	*1*														
Vinyl chloride	*0.002*	*0.002*														
Xylenes (total)	*10*	*10*														
Semivolatile Organic Compounds																
1,2-Diphenylhydrazine	*0.0011*	*0.0026*														
2,4-Dimethylphenol	*0.49*	*1.5*														
2,4-Dinitrotoluene	*0.0013*	*0.003*														
2,6-Dinitrotoluene	*0.0013*	*0.003*														
2-Chloronaphthalene	*2*	*5.8*														
2-Methylnaphthalene	*0.098*	*0.29*	0.000105 J	0.00013	0.000033 J	<0.000019	<0.000019	0.00093	0.0051	0.00038	<0.000019	0.00011	<0.000019	0.00081	<0.000019	<0.000019
4,6-Dinitro-2-methylphenol	*0.0024*	*0.0073*														
4-Nitrophenol	*0.049*	*0.15*														
Acenaphthene	*1.5*	*4.4*	0.0026	0.001	0.0019	0.00058	0.0035	0.0064	0.015	0.0048	0.0016	0.0019	0.003	0.0055	0.0041	<0.000027
Acenaphthylene	*1.5*	*4.4*	0.0000892 J	<0.000015	0.000046 J	0.00019	<0.000015	<0.000015	0.00018	<0.000015	<0.000015	<0.000015	<0.000015	<0.000015	0.000063 J	<0.000015
Anthracene	*7.3*	*22*	0.000153 J	0.000078 J	0.00011	0.000026 J	0.0001	0.00016	0.00036	0.0002	0.00012	0.000064 J	0.00011	0.00014	0.000078 J	<0.000014
Benzo(a)anthracene	*0.0091*	*0.02*														
Benzo(a)pyrene	*0.0002*	*0.0002*														
bis(2-Chloroethoxy)methane	*0.00083*	*0.0019*														
bis(2-Ethylhexyl)phthalate (DEHP)	*0.006*	*0.006*	0.000426 J	<0.00013	<0.00019	<0.000037	0.00011 J	<0.000037	<0.00016	<0.000038	<0.000063	<0.00015	<0.000037	0.000062 J	<0.000078	<0.00011
Chrysene	*0.91*	*2*														
Dibenzofuran	*0.098*	*0.29*	0.000377 J	0.00075	0.0013	0.00036	0.0019	0.0023	0.0019	0.0016	0.00046	0.00041	0.00039	0.0006	0.00049	<0.00002
Di-n-butylphthalate (DBP)	*2.4*	*7.3*														
Fluoranthene	*0.98*	*2.9*	<0.0000693	<0.00001	0.00013	0.000052 J	0.00029	0.00025	0.00071	0.00019	0.00011	0.000071 J	0.00024	0.00039	0.00017	0.000055 J
Fluorene	*0.98*	*2.9*	0.000681	0.00067	0.001	0.00032	0.0016	0.0041	0.0099	0.0029	0.00081	0.00097	0.0017	0.0033	0.002	<0.00003
Naphthalene	*0.49*	*1.5*	0.000472 J	0.0013	0.0002	0.00013	<0.00002	0.00047	0.00015	0.00025	<0.00002	0.00011	<0.00002	<0.00015	0.000041 J	<0.00002
Nitrobenzene	*0.049*	*0.15*														
N-Nitrosodiphenylamine	*0.19*	*0.42*														
Pentachlorophenol	*0.001*	*0.001*														
Phenanthrene	*0.73*	*2.2*	0.000162 J	0.00011	0.000093 J	0.000066 J	<0.000021	0.0005	0.0011	0.00035	0.000041 J	0.000054 J	0.00011	0.00032	0.000038 J	<0.000021
Phenol	*7.3*	*22*														
Pyrene	*0.73*	*2.2*	<0.000109	<0.000019	0.000076 J	0.00003 J	0.00017	0.00011	0.00032	0.000082 J	0.000057 J	0.000037 J	0.00011	0.00023	0.000091 J	<0.000019
Metals																
Arsenic	*0.01*	*0.01*														

Notes:
1. All values in milligrams per liter (mg/L).
2. Concentrations > RAL and non-detects are highlighted light gray.
3. Concentrations > C/I AL and non-detects are highlighted dark gray
4. TRRP Protective Concentration Limits (PCLs) (30 TAC §350, Table 3), updated January 2021.
5. RAL = Residential Assessment Level, C/I = Commercial/Industrial
6. J = Estimated value, < = not detected at the specified detection limit.
7. MW-32A was screened in the B-CZ & replaced with MW-32AR
8. Based on historical data, MW-25A and MW-25C were likely mislabeled in March 2018 and results are provided correctly in this table.

TABLE 2
ANALYTICAL RESULTS SUMMARY (2008 - 2022)
CLASS 2 GROUNDWATER
HOUSTON, TX - WOOD PRESERVING WORKS

	Residential Assessment Level	***C/I PCL***	MW-02 01/03/2022	MW-03 01/30/2008	MW-03 01/24/2018	MW-03 03/27/2018	MW-03 05/25/2018	MW-03 01/09/2019	MW-03 07/12/2019	MW-03 01/21/2020	MW-03 07/15/2020	MW-03 01/14/2021	MW-03 07/15/2021	MW-03 01/26/2022	MW-04 01/29/2008	MW-04 01/24/2018	MW-04 03/23/2018
Volatile Organic Compounds																	
1,2-Dichloroethane	*0.005*	*0.005*		<0.00052	<0.0002	<0.0002	<0.0002	<0.0002	<0.0002	<0.0002	<0.0002	<0.0002	<0.0002	<0.0002	<0.00052	<0.0002	<0.0002
Benzene	*0.005*	*0.005*		<0.00025	<0.0002	<0.0002	<0.0002	<0.0002	<0.0002	<0.0002	<0.0002	<0.0002	<0.0002	<0.0002	<0.00025	<0.0002	<0.0002
Chlorobenzene	*0.1*	*0.1*		<0.00047	<0.0003	<0.0003	<0.0003	<0.0003	<0.0003	<0.0003	<0.0003	<0.0003	<0.0003	<0.0003	<0.00047	<0.0003	<0.0003
Ethylbenzene	*0.7*	*0.7*		<0.00025	<0.0003	<0.0003	<0.0003	<0.0003	<0.0003	<0.0003	<0.0003	<0.0003	<0.0003	<0.0003	<0.00025	<0.0003	<0.0003
Methylene chloride	*0.005*	*0.005*		<0.00054	<0.001	<0.001	<0.001	<0.001	<0.001	<0.001	<0.001	<0.001	<0.001	<0.001	<0.00054	<0.001	<0.001
Toluene	*1*	*1*		<0.00041	<0.0002	<0.0002	<0.0002	<0.0002	<0.0002	<0.0002	<0.0002	<0.0002	<0.0002	<0.0002	<0.00041	<0.0002	<0.0002
Vinyl chloride	*0.002*	*0.002*															
Xylenes (total)	*10*	*10*		<0.00127	<0.0003	<0.0003	<0.0003	<0.0003	<0.0003	<0.0003	<0.0003	<0.0003	<0.0003	<0.0003	<0.00127	<0.0003	<0.0003
Semivolatile Organic Compounds																	
1,2-Diphenylhydrazine	*0.0011*	*0.0026*		<0.00008	<0.000021	<0.000021	<0.000021	<0.000021	<0.000021	<0.000021	<0.000021	<0.000021	<0.000021	<0.000021	<0.00008	<0.000021	<0.000021
2,4-Dimethylphenol	*0.49*	*1.5*		<0.0003	<0.00004	<0.00004	<0.00004	<0.00004	<0.00004	<0.00004	<0.00004	<0.00004	<0.00004	<0.00004	<0.00029	<0.000041	<0.00004
2,4-Dinitrotoluene	*0.0013*	*0.003*		<0.0002	<0.000058	<0.000058	<0.000058	<0.000058	<0.000058	<0.000058	<0.000058	<0.000058	<0.000058	<0.000058	<0.00019	<0.000059	<0.000058
2,6-Dinitrotoluene	*0.0013*	*0.003*		<0.0002	<0.000042	<0.000042	<0.000042	<0.000042	<0.000042	<0.000042	<0.000042	<0.000042	<0.000042	<0.000042	<0.00019	<0.000043	<0.000042
2-Chloronaphthalene	*2*	*5.8*		<0.0004	<0.000021	<0.000021	<0.000021	<0.000021	<0.000021	<0.000021	<0.000021	<0.000021	<0.000021	<0.000021	<0.00038	<0.000021	<0.000021
2-Methylnaphthalene	*0.098*	*0.29*	<0.000019	<0.0004	<0.000019	<0.000019	<0.000019	<0.000019	<0.000035	0.000045 J	<0.000019	<0.000019	<0.000019	<0.000019	<0.00038	0.00008 J	<0.000019
4,6-Dinitro-2-methylphenol	*0.0024*	*0.0073*		<0.0002	<0.00002	<0.00002	<0.00002	<0.00002	<0.00002	<0.00002	<0.00002	<0.00002	<0.00002	<0.00002	<0.00019	<0.00002	<0.00002
4-Nitrophenol	*0.049*	*0.15*		<0.00025	<0.000047	<0.000047	<0.000047	<0.000047	<0.000047	<0.000047	<0.000047	<0.000047	<0.000047	<0.000047	<0.00024	<0.000048	<0.000047
Acenaphthene	*1.5*	*4.4*	<0.000027	0.118	<0.000027	<0.000027	0.00021	<0.000027	<0.000027	0.000061 J	0.0007	<0.000027	<0.000027	<0.000027	<0.00029	0.00013	<0.000027
Acenaphthylene	*1.5*	*4.4*	<0.000015	<0.0003	<0.000015	<0.000015	<0.000015	<0.000015	<0.000015	<0.000015	0.000022 J	<0.000015	<0.000015	<0.000015	<0.00029	<0.000015	<0.000015
Anthracene	*7.3*	*22*	0.000017 J	0.00172	<0.000014	<0.000014	<0.000014	<0.000014	0.000055 J	0.000069 J	0.0001	<0.000014	0.000035 J	<0.000014	0.000739	<0.000014	<0.000014
Benzo(a)anthracene	*0.0091*	*0.02*		<0.0002	<0.00005	<0.00005	<0.00005	<0.00005	<0.00005	<0.00005	<0.00005	<0.00005	<0.00005	<0.00005	<0.00019	<0.000051	<0.00005
Benzo(a)pyrene	*0.0002*	*0.0002*		<0.0002	<0.00002	<0.00002	<0.00002	<0.00002	<0.00002	0.000024 J	<0.00002	<0.00002	<0.00002	<0.00002	<0.00019	<0.00002	<0.00002
bis(2-Chloroethoxy)methane	*0.00083*	*0.0019*		<0.0004	<0.00003	<0.00003	<0.00003	<0.00003	<0.00003	<0.00003	<0.00003	<0.00003	<0.00003	<0.00003	<0.00038	<0.000031	<0.00003
bis(2-Ethylhexyl)phthalate (DEHP)	*0.006*	*0.006*	<0.000047	0.001 J	0.000083 J	<0.000037	<0.000037	<0.000037	<0.000037	0.00011 J	<0.000095	0.00063	0.000055 J	<0.000037	0.00029 J	0.00008 J	<0.000037
Chrysene	*0.91*	*2*		<0.0002	<0.000021	<0.000021	<0.000021	<0.000021	<0.000021	<0.000021	<0.000021	<0.000021	<0.000021	<0.000021	<0.00019	<0.000021	<0.000021
Dibenzofuran	*0.098*	*0.29*	0.00029	0.00415	<0.00002	<0.00002	<0.00002	<0.00002	<0.00002	<0.00002	0.00013	<0.00002	<0.00002	<0.00002	<0.00029	0.000072 J	<0.00002
Di-n-butylphthalate (DBP)	*2.4*	*7.3*		<0.0002	<0.00002	<0.00002	<0.00002	<0.00002	<0.00002	0.000029 J	<0.000054	<0.00002	<0.00002	<0.00002	<0.00019	0.00003 J	<0.00002
Fluoranthene	*0.98*	*2.9*	0.00026	0.0125	<0.00001	<0.00001	<0.00001	<0.00001	<0.00001	0.000055 J	0.0002	<0.00001	<0.00001	<0.00001	0.00045 J	<0.00001	<0.00001
Fluorene	*0.98*	*2.9*	0.00034	0.058	<0.00003	<0.00003	<0.00003	<0.00003	<0.00003	<0.00003	0.00012	<0.00003	<0.00003	<0.00003	<0.00019	0.000075 J	<0.00003
Naphthalene	*0.49*	*1.5*	<0.00002	0.000872	<0.00002	<0.00002	<0.00002	<0.00002	<0.00029	<0.00024	0.000081 J	<0.00002	0.00038	<0.00015	<0.00038	0.0013	0.00055
Nitrobenzene	*0.049*	*0.15*		<0.0004	<0.000024	<0.000024	<0.000024	<0.000024	<0.000024	<0.000024	<0.000024	<0.000024	<0.000024	<0.000024	<0.00038	<0.000024	<0.000024
N-Nitrosodiphenylamine	*0.19*	*0.42*		<0.00025	<0.000025	<0.000025	<0.000025	<0.000025	<0.000025	<0.000025	<0.000025	<0.000025	<0.000025	<0.000025	<0.00024	<0.000026	<0.000025
Pentachlorophenol	*0.001*	*0.001*		<0.0002	<0.000079	<0.000079	<0.000079	<0.000079	<0.000079	<0.000079	<0.000079	<0.000079	<0.000079	<0.000079	<0.00019	<0.000081	<0.000079
Phenanthrene	*0.73*	*2.2*	<0.000021	0.000592	<0.000021	<0.000021	<0.000021	<0.000021	<0.000021	<0.000021	0.000038 J	<0.000021	<0.000021	<0.000021	0.00037 J	<0.000021	0.000099 J
Phenol	*7.3*	*22*		<0.0002	<0.000035	<0.000035	<0.000035	<0.000035	<0.000035	<0.000035	<0.000035	<0.000035	<0.000035	<0.000035	<0.00019	<0.000036	<0.000035
Pyrene	*0.73*	*2.2*	0.00012	0.00538	<0.000019	<0.000019	<0.000019	<0.000019	0.00002 J	0.000036 J	0.0001	<0.000019	<0.000019	<0.000019	<0.00019	0.00003 J	<0.000019
Metals																	
Arsenic	*0.01*	*0.01*			0.000895 J	0.00242	0.00363	**0.0191**	0.000582 J	0.00207	0.00187 J	0.00138 J	0.00371	<0.0004		0.00454	0.00092 J

Notes:

1. All values in milligrams per liter (mg/L).
2. Concentrations > RAL and non-detects are highlighted light gray.
3. Concentrations > C/I AL and non-detects are highlighted dark gray
4. TRRP Protective Concentration Limits (PCLs) (30 TAC §350, Table 3), updated January 2021.
5. RAL = Residential Assessment Level, C/I = Commercial/Industrial
6. J = Estimated value, < = not detected at the specified detection limit.
7. MW-32A was screened in the B-CZ & replaced with MW-32AR
8. Based on historical data, MW-25A and MW-25C were likely mislabeled in March 2018 and results are provided correctly in this table.

TABLE 2
ANALYTICAL RESULTS SUMMARY (2008 - 2022)
CLASS 2 GROUNDWATER
HOUSTON, TX - WOOD PRESERVING WORKS

	Residential Assessment Level	***C/I PCL***	MW-04 05/25/2018	MW-04 01/09/2019	MW-04 07/12/2019	MW-04 01/21/2020	MW-04 07/15/2020	MW-04 01/14/2021	MW-04 07/15/2021	MW-04 01/20/2022	MW-05 01/29/2008	MW-05 07/27/2011	MW-05 02/02/2012	MW-05 07/25/2012	MW-05 02/05/2013	MW-05 08/01/2013
Volatile Organic Compounds																
1,2-Dichloroethane	*0.005*	*0.005*	<0.0002	<0.0002	<0.0002	<0.0002	<0.0002	<0.0002	<0.0002	<0.0002	<0.00052	<0.001	<0.001	<0.0005	<0.00014	<0.00014
Benzene	*0.005*	*0.005*	<0.0002	<0.0002	<0.0002	<0.0002	<0.0002	<0.0002	<0.0002	<0.0002	<0.00025	<0.001	<0.001	<0.0005	<0.00008	<0.00008
Chlorobenzene	*0.1*	*0.1*	<0.0003	<0.0003	<0.0003	<0.0003	<0.0003	<0.0003	<0.0003	<0.0003	<0.00047	<0.001	<0.001	<0.0005	<0.00012	<0.00012
Ethylbenzene	*0.7*	*0.7*	<0.0003	<0.0003	<0.0003	<0.0003	<0.0003	<0.0003	<0.0003	<0.0003	<0.00025	<0.0011	<0.0011	<0.0005	<0.000137	<0.00011
Methylene chloride	*0.005*	*0.005*	<0.001	<0.001	<0.001	<0.001	<0.001	<0.001	<0.001	<0.001	<0.00054	<0.0013	<0.0013	<0.001	<0.00015	<0.00015
Toluene	*1*	*1*	<0.0002	<0.0002	<0.0002	<0.0002	<0.0002	<0.0002	<0.0002	<0.0002	<0.00041	<0.001	<0.001	<0.0005	<0.00015	<0.00015
Vinyl chloride	*0.002*	*0.002*													<0.00011	
Xylenes (total)	*10*	*10*	<0.0003	<0.0003	<0.0003	<0.0003	<0.0003	<0.0003	<0.0003	<0.0003	<0.00127	<0.0031	<0.0031	<0.0015	<0.00026	<0.00026
Semivolatile Organic Compounds																
1,2-Diphenylhydrazine	*0.0011*	*0.0026*	<0.000021	<0.000021	<0.000021	<0.000021	<0.000021	<0.000021	<0.000021	<0.000021	<0.00008	<0.00005	<0.00005	<0.00005	<0.000104	<0.000105
2,4-Dimethylphenol	*0.49*	*1.5*	0.00011 J	<0.00004	<0.00004	<0.00004	<0.00004	<0.00004	<0.00004	<0.00004	<0.00029	<0.00005	<0.00005	<0.00005	<0.000292	<0.000295
2,4-Dinitrotoluene	*0.0013*	*0.003*	<0.000059	<0.000058	<0.000058	<0.000058	<0.000058	<0.000058	<0.000058	<0.000058	<0.00019	<0.00005	<0.00005	<0.00005	<0.000123	<0.000124
2,6-Dinitrotoluene	*0.0013*	*0.003*	<0.000042	<0.000042	<0.000042	<0.000042	<0.000042	<0.000042	<0.000042	<0.000042	<0.00019	<0.00006	<0.00006	<0.00006	<0.0000755	<0.0000762
2-Chloronaphthalene	*2*	*5.8*	<0.000021	<0.000021	<0.000021	<0.000021	<0.000021	<0.000021	<0.000021	<0.000021	<0.00038	<0.00005	<0.00005	<0.00005	<0.0000755	<0.0000762
2-Methylnaphthalene	*0.098*	*0.29*	<0.000019	<0.000019	<0.000059	0.00026	<0.000019	<0.000019	<0.000019	<0.000019	<0.00038	<0.00005	0.000085 J	<0.00005	0.000468 J	<0.0000667
4,6-Dinitro-2-methylphenol	*0.0024*	*0.0073*	<0.00002	<0.00002	<0.00002	<0.00002	<0.00002	<0.00002	<0.00002	<0.00002	<0.00019	<0.00008	<0.00008	<0.00008	<0.000783	<0.00079
4-Nitrophenol	*0.049*	*0.15*	<0.000047	<0.000047	<0.000047	<0.000047	<0.000047	<0.000047	<0.000047	<0.000047	<0.00024	<0.00005	<0.00005	<0.00005	<0.000528	<0.000533
Acenaphthene	*1.5*	*4.4*	0.00031	<0.000027	0.00052	0.00015	0.00011	<0.000027	<0.000027	<0.000027	0.000545	0.0053	0.00034	<0.00005	<0.0000755	0.000521
Acenaphthylene	*1.5*	*4.4*	<0.000015	<0.000015	<0.000015	<0.000015	<0.000015	<0.000015	<0.000015	<0.000015	<0.00029	<0.00005	<0.00005	<0.00005	<0.0000566	<0.0000571
Anthracene	*7.3*	*22*	0.000054 J	0.000079 J	<0.000014	0.0001	0.00014	<0.000014	<0.000014	<0.000014	0.000811	<0.00005	<0.00005	<0.00005	0.000621	0.000427 J
Benzo(a)anthracene	*0.0091*	*0.02*	<0.000051	<0.00005	<0.00005	<0.00005	<0.00005	<0.00005	<0.00005	<0.00005	<0.00019	<0.00005	<0.00005	<0.00005	<0.0000755	<0.0000762
Benzo(a)pyrene	*0.0002*	*0.0002*	<0.00002	<0.00002	<0.00002	0.000033 J	<0.00002	<0.00002	<0.00002	<0.00002	<0.00019	<0.00005	<0.00005	<0.00005	<0.0000755	<0.0000762
bis(2-Chloroethoxy)methane	*0.00083*	*0.0019*	<0.00003	<0.00003	<0.00003	<0.00003	<0.00003	<0.00003	<0.00003	<0.00003	<0.00038	<0.00005	<0.00005	<0.00005	<0.000123	<0.000124
bis(2-Ethylhexyl)phthalate (DEHP)	*0.006*	*0.006*	<0.000037	<0.000037	<0.000037	0.0018	0.00034	0.00061	<0.000037	<0.000037	0.00034 J	0.00047	<0.0001	0.00019 J	<0.000349	<0.000352
Chrysene	*0.91*	*2*	<0.000021	<0.000021	<0.000021	0.000034 J	<0.000021	<0.000021	<0.000021	<0.000021	<0.00019	<0.00005	<0.00005	<0.00005	<0.0000755	<0.0000762
Dibenzofuran	*0.098*	*0.29*	<0.00002	<0.00002	<0.000058	0.000097 J	0.00004 J	<0.00002	<0.00002	<0.00002	<0.00029	0.0022	0.00011 J	<0.00005	<0.0000755	0.0000828 J
Di-n-butylphthalate (DBP)	*2.4*	*7.3*	<0.00002	<0.00002	<0.00002	<0.00002	<0.000059	<0.00002	<0.00002	<0.00002	<0.00019	<0.00005	<0.00005	0.000065 J	<0.000104	<0.000105
Fluoranthene	*0.98*	*2.9*	<0.00001	<0.00001	<0.00001	0.00029	<0.000067	<0.00001	<0.00001	<0.00001	0.00047 J	0.00011 J	<0.00005	<0.00005	<0.000066	0.0000761 J
Fluorene	*0.98*	*2.9*	0.000059 J	<0.00003	0.000053 J	0.000067 J	0.00005 J	<0.00003	<0.00003	<0.00003	0.0002 J	0.0012	0.00012 J	<0.00005	<0.000066	0.000166 J
Naphthalene	*0.49*	*1.5*	<0.00002	<0.00002	<0.00053	0.0013	0.00007 J	<0.00002	0.000042 J	<0.00002	<0.00038	<0.00005	0.00087	<0.00005	0.00133	0.000573 J
Nitrobenzene	*0.049*	*0.15*	<0.000024	<0.000024	<0.000024	<0.000024	<0.000024	<0.000024	<0.000024	<0.000024	<0.00038	<0.00005	<0.00005	<0.00005	<0.000104	<0.000105
N-Nitrosodiphenylamine	*0.19*	*0.42*	<0.000025	<0.000025	<0.000025	<0.000025	<0.000025	<0.000025	<0.000025	<0.000025	<0.00024	<0.00005	<0.00005	<0.00005	<0.0000943	<0.0000952
Pentachlorophenol	*0.001*	*0.001*	<0.00008	<0.000079	<0.000079	<0.000079	<0.000079	<0.000079	<0.000079	<0.000079	<0.00019	<0.00005	<0.00005	<0.00005	<0.000575	<0.000581
Phenanthrene	*0.73*	*2.2*	<0.000021	<0.000021	<0.000021	0.00017	0.000029 J	<0.000021	<0.000021	<0.000021	0.00039 J	0.00013 J	<0.00005	<0.00005	0.000143 J	<0.0000571
Phenol	*7.3*	*22*	<0.000035	<0.000035	<0.000035	<0.000035	<0.000035	<0.000035	<0.000035	<0.000035	<0.00019	<0.00005	<0.00005	<0.00005	0.000193 J	<0.0000381
Pyrene	*0.73*	*2.2*	0.00011	<0.000019	0.00016	0.0002	0.000036 J	<0.000019	<0.000019	<0.000019	0.00045 J	0.00014 J	<0.00005	<0.00005	<0.000104	0.000154 J
Metals																
Arsenic	*0.01*	*0.01*	0.00492	0.000963 J	**0.0127**	0.00223	0.00365	0.00198 J	0.00399	0.00238						

Notes:

1. All values in milligrams per liter (mg/L).
2. Concentrations > RAL and non-detects are highlighted light gray.
3. Concentrations > C/I AL and non-detects are highlighted dark gray
4. TRRP Protective Concentration Limits (PCLs) (30 TAC §350, Table 3), updated January 2021.
5. RAL = Residential Assessment Level, C/I = Commercial/Industrial
6. J = Estimated value, < = not detected at the specified detection limit.
7. MW-32A was screened in the B-CZ & replaced with MW-32AR
8. Based on historical data, MW-25A and MW-25C were likely mislabeled in March 2018 and results are provided correctly in this table.

TABLE 2
ANALYTICAL RESULTS SUMMARY (2008 - 2022)
CLASS 2 GROUNDWATER
HOUSTON, TX - WOOD PRESERVING WORKS

	Residential Assessment Level	***C/I PCL***	MW-05 01/15/2014	MW-05 07/29/2014	MW-05 01/24/2018	MW-05 03/20/2018	MW-05 05/24/2018	MW-05 01/09/2019	MW-05 07/11/2019	MW-05 01/13/2020	MW-05 07/14/2020	MW-05 01/13/2021	MW-05 07/08/2021	MW-05 01/20/2022	MW-07 01/29/2008	MW-07 07/16/2008
Volatile Organic Compounds																
1,2-Dichloroethane	*0.005*	*0.005*	<0.0002	<0.00014	<0.0002	<0.0002	<0.0002	<0.0002	<0.0002	<0.0002	<0.0002	<0.0002	<0.0002	<0.0002		<0.00052
Benzene	*0.005*	*0.005*	<0.0002	<0.00008	<0.0002	<0.0002	<0.0002	<0.0002	<0.0002	<0.0002	<0.0002	<0.0002	<0.0002	<0.0002		<0.00025
Chlorobenzene	*0.1*	*0.1*	<0.00018	<0.00012	<0.0003	<0.0003	<0.0003	<0.0003	<0.0003	<0.0003	<0.0003	<0.0003	<0.0003	<0.0003		<0.00047
Ethylbenzene	*0.7*	*0.7*	<0.00019	<0.00011	<0.0003	<0.0003	<0.0003	<0.0003	<0.0003	<0.0003	<0.0003	<0.0003	<0.0003	<0.0003		<0.00025
Methylene chloride	*0.005*	*0.005*	<0.00022	<0.00015	<0.001	<0.001	<0.001	<0.001	<0.001	<0.001	<0.001	<0.001	<0.001	<0.001		<0.00054
Toluene	*1*	*1*	<0.00017	<0.00015	<0.0002	<0.0002	<0.0002	<0.0002	<0.0002	<0.0002	<0.0002	<0.0002	<0.0002	<0.0002		<0.00041
Vinyl chloride	*0.002*	*0.002*														
Xylenes (total)	*10*	*10*	<0.00058	<0.00026	<0.0003	<0.0003	<0.0003	<0.0003	<0.0003	<0.0003	<0.0003	<0.0003	<0.0003	<0.0003		<0.00127
Semivolatile Organic Compounds																
1,2-Diphenylhydrazine	*0.0011*	*0.0026*	<0.000104	<0.000108	<0.000021	<0.000021	<0.000021	<0.000021	<0.000021	<0.000021	<0.000021	<0.000021	<0.000021	<0.000021		
2,4-Dimethylphenol	*0.49*	*1.5*	<0.000292	<0.000304	<0.00004	<0.00004	<0.00004	<0.00004	<0.000059	<0.00004	<0.00004	<0.00004	<0.00004	<0.00004		
2,4-Dinitrotoluene	*0.0013*	*0.003*	<0.000123	<0.000127	<0.000059	<0.000059	<0.000058	<0.000058	<0.000058	<0.000058	<0.000058	<0.000058	<0.000058	<0.000058		
2,6-Dinitrotoluene	*0.0013*	*0.003*	<0.0000755	<0.0000784	<0.000042	<0.000042	<0.000042	<0.000042	<0.000042	<0.000042	<0.000042	<0.000042	<0.000042	<0.000042		
2-Chloronaphthalene	*2*	*5.8*	<0.0000755	<0.0000784	<0.000021	<0.000021	<0.000021	<0.000021	<0.000021	<0.000021	<0.000021	<0.000021	<0.000021	<0.000021		
2-Methylnaphthalene	*0.098*	*0.29*	0.000187 J	<0.0000686	<0.000019	<0.000019	<0.000019	<0.000019	0.000087 J	<0.000019	<0.000019	<0.000019	<0.000019	<0.000019	<0.00038	<0.00039
4,6-Dinitro-2-methylphenol	*0.0024*	*0.0073*	<0.000783	<0.000814	<0.00002	<0.00002	<0.00002	<0.00002	<0.00002	<0.00002	<0.00002	<0.00002	<0.00002	<0.00002		
4-Nitrophenol	*0.049*	*0.15*	<0.000528	<0.000549	<0.000047	<0.000047	<0.000047	<0.000047	<0.000047	<0.000047	<0.000047	<0.000047	<0.000047	<0.000047		
Acenaphthene	*1.5*	*4.4*	0.000194 J	<0.0000784	<0.000027	<0.000027	0.00023	<0.000027	0.00043	<0.000027	<0.000027	<0.000027	<0.000027	0.000068 J	<0.00028	<0.00029
Acenaphthylene	*1.5*	*4.4*	<0.0000566	<0.0000588	<0.000015	<0.000015	<0.000015	<0.000015	<0.000015	<0.000015	<0.000015	<0.000015	<0.000015	<0.000015	<0.00028	0.00044 J
Anthracene	*7.3*	*22*	0.000411 J	0.000153 J	0.000037 J	<0.000014	0.000045 J	<0.000014	0.000097 J	<0.000014	0.000059 J	0.000016 J	<0.000014	<0.000014	0.000516	0.000982
Benzo(a)anthracene	*0.0091*	*0.02*	<0.0000755	<0.0000784	<0.000051	<0.000051	<0.00005	<0.00005	<0.00005	<0.00005	<0.00005	<0.00005	<0.00005	<0.00005		
Benzo(a)pyrene	*0.0002*	*0.0002*	<0.0000755	<0.0000784	<0.00002	<0.00002	<0.00002	<0.00002	<0.00002	<0.00002	<0.00002	<0.00002	<0.00002	<0.00002		
bis(2-Chloroethoxy)methane	*0.00083*	*0.0019*	<0.000123	<0.000127	<0.00003	<0.00003	<0.00003	<0.00003	<0.00003	<0.00003	<0.00003	<0.00003	<0.00003	<0.00003		
bis(2-Ethylhexyl)phthalate (DEHP)	*0.006*	*0.006*	<0.000349	<0.000363	0.00011 J	<0.000037	0.00013 J	<0.000037	<0.000037	<0.000037	<0.000066	0.000098 J	<0.00021	<0.000037	<0.00019	<0.00019
Chrysene	*0.91*	*2*	<0.0000755	<0.0000784	<0.000021	<0.000021	<0.000021	<0.000021	<0.000021	<0.000021	<0.000021	<0.000021	<0.000021	<0.000021		
Dibenzofuran	*0.098*	*0.29*	0.000162 J	<0.0000784	<0.00002	<0.00002	0.000024 J	<0.00002	0.000051 J	<0.00002	<0.00002	<0.00002	<0.00002	<0.00002	<0.00028	<0.00029
Di-n-butylphthalate (DBP)	*2.4*	*7.3*	<0.000104	<0.000108	0.000033 J	<0.00002	<0.00002	<0.00002	<0.00002	<0.00002	<0.00003	0.000031 J	0.000032 J	<0.00002		
Fluoranthene	*0.98*	*2.9*	<0.000066	<0.0000686	0.000051 J	<0.00001	<0.00001	<0.00001	<0.00001	<0.00001	<0.000044	0.000017	<0.00001	<0.00001	<0.00019	<0.00019
Fluorene	*0.98*	*2.9*	0.000176 J	<0.0000686	<0.00003	<0.00003	0.000039 J	<0.00003	0.000064 J	<0.00003	0.000047 J	<0.00003	0.000051	<0.00003	<0.00019	<0.00019
Naphthalene	*0.49*	*1.5*	0.000969 J	<0.000131	0.0001	<0.00002	<0.00002	<0.00002	<0.00071	<0.00012	<0.00002	<0.00002	0.00019	<0.00002	<0.00038	0.000675
Nitrobenzene	*0.049*	*0.15*	<0.000104	<0.000108	<0.000024	<0.000024	<0.000024	<0.000024	<0.000024	<0.000024	<0.000024	<0.000024	<0.000024	<0.000024		
N-Nitrosodiphenylamine	*0.19*	*0.42*	<0.0000943	<0.000098	<0.000025	<0.000025	<0.000025	<0.000025	<0.000025	<0.000025	<0.000025	<0.000025	<0.000025	<0.000025		
Pentachlorophenol	*0.001*	*0.001*	<0.000575	<0.000598	<0.00008	<0.00008	<0.000079	<0.000079	<0.000079	<0.000079	<0.000079	<0.000079	<0.000079	<0.000079		
Phenanthrene	*0.73*	*2.2*	0.000507	<0.0000588	0.000054 J	<0.000021	<0.000021	<0.000021	<0.000021	<0.000021	0.00007 J	<0.000021	<0.000021	<0.000021	<0.00019	0.00036 J
Phenol	*7.3*	*22*	<0.0000377	<0.0000392	<0.000035	<0.000035	<0.000035	<0.000035	<0.000035	<0.000035	<0.000035	<0.000035	<0.000035	<0.000035		
Pyrene	*0.73*	*2.2*	<0.000104	<0.000108	0.000047 J	<0.000019	0.00019	<0.000019	0.00019	<0.000019	0.00011	<0.000019	0.00011	0.000074 J	<0.00019	<0.00019
Metals																
Arsenic	*0.01*	*0.01*			0.00588	0.00255	0.00488	0.00387	**0.0171**	0.00146 J	**0.0111**	0.00498	0.00372	0.00383		

Notes:

1. All values in milligrams per liter (mg/L).
2. Concentrations > RAL and non-detects are highlighted light gray.
3. Concentrations > C/I AL and non-detects are highlighted dark gray
4. TRRP Protective Concentration Limits (PCLs) (30 TAC §350, Table 3), updated January 2021.
5. RAL = Residential Assessment Level, C/I = Commercial/Industrial
6. J = Estimated value, < = not detected at the specified detection limit.
7. MW-32A was screened in the B-CZ & replaced with MW-32AR
8. Based on historical data, MW-25A and MW-25C were likely mislabeled in March 2018 and results are provided correctly in this table.

TABLE 2
ANALYTICAL RESULTS SUMMARY (2008 - 2022)
CLASS 2 GROUNDWATER
HOUSTON, TX - WOOD PRESERVING WORKS

	Residential Assessment Level	***C/I PCL***	MW-07 01/22/2009	MW-07 07/22/2009	MW-07 01/22/2010	MW-07 07/14/2010	MW-07 01/12/2011	MW-07 01/12/2011	MW-07 07/12/2011	MW-07 01/31/2012	MW-07 07/11/2012	MW-07 01/10/2013	MW-07 07/11/2013	MW-07 01/09/2014	MW-07 07/03/2014	MW-07 01/07/2015
Volatile Organic Compounds																
1,2-Dichloroethane	*0.005*	*0.005*														
Benzene	*0.005*	*0.005*														
Chlorobenzene	*0.1*	*0.1*														
Ethylbenzene	*0.7*	*0.7*														
Methylene chloride	*0.005*	*0.005*														
Toluene	*1*	*1*														
Vinyl chloride	*0.002*	*0.002*														
Xylenes (total)	*10*	*10*														
Semivolatile Organic Compounds																
1,2-Diphenylhydrazine	*0.0011*	*0.0026*														
2,4-Dimethylphenol	*0.49*	*1.5*														
2,4-Dinitrotoluene	*0.0013*	*0.003*														
2,6-Dinitrotoluene	*0.0013*	*0.003*														
2-Chloronaphthalene	*2*	*5.8*														
2-Methylnaphthalene	*0.098*	*0.29*	<0.0008	<0.0009	<0.0009	<0.0009		<0.0009	<0.0005	<0.0005	<0.0005	<0.000066	<0.0000704	R	<0.000066	<0.0000693
4,6-Dinitro-2-methylphenol	*0.0024*	*0.0073*														
4-Nitrophenol	*0.049*	*0.15*														
Acenaphthene	*1.5*	*4.4*	<0.0008	<0.0009	<0.0009	<0.0009		<0.0009	<0.0005	<0.0005	<0.0005	0.00181	<0.0000804	R	<0.0000755	<0.0000792
Acenaphthylene	*1.5*	*4.4*	<0.0007	<0.0005	<0.0005	<0.0005		<0.0005	<0.0005	<0.0005	<0.0005	0.00011 J	<0.0000603	R	<0.0000566	<0.0000594
Anthracene	*7.3*	*22*	<0.0007	<0.0006	<0.0006	<0.0006		<0.0006	<0.0005	<0.0005	<0.0005	0.000833	0.000749	R	0.000696	0.000271 J
Benzo(a)anthracene	*0.0091*	*0.02*														
Benzo(a)pyrene	*0.0002*	*0.0002*														
bis(2-Chloroethoxy)methane	*0.00083*	*0.0019*														
bis(2-Ethylhexyl)phthalate (DEHP)	*0.006*	*0.006*	<0.0012	<0.0033	<0.0033	0.0049 J		<0.0033	<0.0005	<0.0005	<0.0005	<0.000349	<0.000372	R	<0.000349	0.000944
Chrysene	*0.91*	*2*														
Dibenzofuran	*0.098*	*0.29*	<0.0007	<0.0007	<0.0007	<0.0007		<0.0007	<0.0005	<0.0005	<0.0005	<0.0000755	<0.0000804	R	<0.0000755	<0.0000792
Di-n-butylphthalate (DBP)	*2.4*	*7.3*													<0.000104	
Fluoranthene	*0.98*	*2.9*	<0.0006	<0.0005	<0.0005	<0.0005		<0.0005	<0.0005	<0.0005	<0.0005	<0.000066	<0.0000704	R	<0.000066	0.000189 J
Fluorene	*0.98*	*2.9*	<0.0008	<0.0006	<0.0006	<0.0006		<0.0006	<0.0005	<0.0005	<0.0005	0.000137 J	<0.0000704	R	<0.000066	0.0000792 J
Naphthalene	*0.49*	*1.5*	<0.0008	<0.0006	<0.0006	<0.0006		<0.0006	<0.0005	<0.0005	<0.0005	<0.0000755	0.000111 J	R	<0.0000755	<0.0000792
Nitrobenzene	*0.049*	*0.15*														
N-Nitrosodiphenylamine	*0.19*	*0.42*														
Pentachlorophenol	*0.001*	*0.001*														
Phenanthrene	*0.73*	*2.2*	<0.0007	<0.0005	<0.0005	<0.0005		<0.0005	<0.0005	<0.0005	<0.0005	<0.0000566	<0.0000603	R	<0.0000566	<0.0000594
Phenol	*7.3*	*22*													<0.0000377	
Pyrene	*0.73*	*2.2*	<0.0009	<0.0005	<0.0005	<0.0005		<0.0005	<0.0005	<0.0005	<0.0005	<0.000104	<0.000111	R	<0.000104	0.000142 J
Metals																
Arsenic	*0.01*	*0.01*														

Notes:
1. All values in milligrams per liter (mg/L).
2. Concentrations > RAL and non-detects are highlighted light gray.
3. Concentrations > C/I AL and non-detects are highlighted dark gray
4. TRRP Protective Concentration Limits (PCLs) (30 TAC §350, Table 3), updated January 2021.
5. RAL = Residential Assessment Level, C/I = Commercial/Industrial
6. J = Estimated value, < = not detected at the specified detection limit.
7. MW-32A was screened in the B-CZ & replaced with MW-32AR
8. Based on historical data, MW-25A and MW-25C were likely mislabeled in March 2018 and results are provided correctly in this table.

TABLE 2
ANALYTICAL RESULTS SUMMARY (2008 - 2022)
CLASS 2 GROUNDWATER
HOUSTON, TX - WOOD PRESERVING WORKS

	Residential Assessment Level	***C/I PCL***	MW-07 07/08/2015	MW-07 01/12/2016	MW-07 07/07/2016	MW-07 01/12/2017	MW-07 07/13/2017	MW-07 01/04/2018	MW-07 07/19/2018	MW-07 01/08/2019	MW-07 07/01/2019	MW-07 07/01/2019 Duplicate	MW-07 01/13/2020	MW-07 07/14/2020	MW-07 01/06/2021	MW-07 07/06/2021
Volatile Organic Compounds																
1,2-Dichloroethane	*0.005*	*0.005*														
Benzene	*0.005*	*0.005*														
Chlorobenzene	*0.1*	*0.1*														
Ethylbenzene	*0.7*	*0.7*														
Methylene chloride	*0.005*	*0.005*														
Toluene	*1*	*1*														
Vinyl chloride	*0.002*	*0.002*														
Xylenes (total)	*10*	*10*														
Semivolatile Organic Compounds																
1,2-Diphenylhydrazine	*0.0011*	*0.0026*														
2,4-Dimethylphenol	*0.49*	*1.5*														
2,4-Dinitrotoluene	*0.0013*	*0.003*														
2,6-Dinitrotoluene	*0.0013*	*0.003*														
2-Chloronaphthalene	*2*	*5.8*														
2-Methylnaphthalene	*0.098*	*0.29*	<0.000019	<0.000019	<0.000019	<0.000019	<0.000019	<0.000019	<0.000019	<0.000019	<0.000019	0.000023 J	0.000066 J	<0.000019	<0.000019	<0.000019
4,6-Dinitro-2-methylphenol	*0.0024*	*0.0073*														
4-Nitrophenol	*0.049*	*0.15*														
Acenaphthene	*1.5*	*4.4*	<0.000027	<0.000027	<0.000027	<0.000027	<0.000027	<0.000027	<0.000027	<0.000027	<0.000027	<0.000027	<0.000027	<0.000027	<0.000027	<0.000027
Acenaphthylene	*1.5*	*4.4*	<0.000015	<0.000015	<0.000015	<0.000015	<0.000015	<0.000015	<0.000015	<0.000015	<0.000015	<0.000015	<0.000015	<0.000015	<0.000015	<0.000015
Anthracene	*7.3*	*22*	0.00014	0.000085 J	0.000055 J	0.00025	<0.000014	0.00014	0.00036	<0.000014	0.00014	0.00029	<0.000014	<0.000014	0.000021 J	<0.000014
Benzo(a)anthracene	*0.0091*	*0.02*														
Benzo(a)pyrene	*0.0002*	*0.0002*														
bis(2-Chloroethoxy)methane	*0.00083*	*0.0019*														
bis(2-Ethylhexyl)phthalate (DEHP)	*0.006*	*0.006*	<0.00024	0.00024	<0.000037	0.00011 J	<0.000037	<0.000088	<0.000037	<0.000037	<0.000037	<0.000037	<0.000037	<0.000037	<0.000037	<0.00036
Chrysene	*0.91*	*2*														
Dibenzofuran	*0.098*	*0.29*	<0.00002	<0.00002	<0.00002	<0.00002	<0.00002	<0.00002	<0.00002	<0.00002	<0.00002	<0.00002	0.000057 J	<0.00002	<0.00002	<0.00002
Di-n-butylphthalate (DBP)	*2.4*	*7.3*														
Fluoranthene	*0.98*	*2.9*	<0.00001	<0.00001	<0.00001	<0.00001	<0.00001	<0.00001	<0.00001	<0.00001	<0.00001	<0.00001	0.0001	<0.00001	<0.00001	0.000068 J
Fluorene	*0.98*	*2.9*	<0.00003	<0.00003	<0.00003	<0.00003	<0.00003	<0.00003	<0.00003	<0.00003	<0.00003	<0.00003	<0.00003	<0.00003	<0.00003	<0.00003
Naphthalene	*0.49*	*1.5*	<0.00002	<0.00002	<0.00002	<0.00002	<0.00002	<0.00002	<0.00002	<0.00002	<0.00002	0.00025	0.00017	<0.00012	<0.00002	<0.00002
Nitrobenzene	*0.049*	*0.15*														
N-Nitrosodiphenylamine	*0.19*	*0.42*														
Pentachlorophenol	*0.001*	*0.001*														
Phenanthrene	*0.73*	*2.2*	<0.000021	<0.000021	<0.000021	<0.000021	<0.000021	<0.000021	<0.000021	<0.000021	<0.000021	<0.000021	0.00014	<0.000021	<0.000021	<0.000021
Phenol	*7.3*	*22*														
Pyrene	*0.73*	*2.2*	<0.000019	<0.000019	<0.000019	<0.000019	<0.000019	<0.000019	<0.000019	<0.000019	<0.000019	<0.000019	<0.000019	<0.000019	<0.000019	0.00007 J
Metals																
Arsenic	*0.01*	*0.01*														

Notes:
1. All values in milligrams per liter (mg/L).
2. Concentrations > RAL and non-detects are highlighted light gray.
3. Concentrations > C/I AL and non-detects are highlighted dark gray
4. TRRP Protective Concentration Limits (PCLs) (30 TAC §350, Table 3), updated January 2021.
5. RAL = Residential Assessment Level, C/I = Commercial/Industrial
6. J = Estimated value, < = not detected at the specified detection limit.
7. MW-32A was screened in the B-CZ & replaced with MW-32AR
8. Based on historical data, MW-25A and MW-25C were likely mislabeled in March 2018 and results are provided correctly in this table.

TABLE 2
ANALYTICAL RESULTS SUMMARY (2008 - 2022)
CLASS 2 GROUNDWATER
HOUSTON, TX - WOOD PRESERVING WORKS

	Residential Assessment Level	***C/I PCL***	MW-07 01/04/2022	MW-08 01/29/2008	MW-08 07/16/2008	MW-08 01/22/2009	MW-08 07/22/2009	MW-08 01/22/2010	MW-08 07/14/2010	MW-08 01/12/2011	MW-08 01/12/2011 Duplicate	MW-08 07/12/2011	MW-08 01/31/2012	MW-08 07/11/2012	MW-08 01/10/2013	MW-08 07/11/2013
Volatile Organic Compounds																
1,2-Dichloroethane	*0.005*	*0.005*			<0.00109											
Benzene	*0.005*	*0.005*			<0.00112											
Chlorobenzene	*0.1*	*0.1*			<0.0015											
Ethylbenzene	*0.7*	*0.7*			<0.00142											
Methylene chloride	*0.005*	*0.005*			<0.00122											
Toluene	*1*	*1*			<0.00138											
Vinyl chloride	*0.002*	*0.002*														
Xylenes (total)	*10*	*10*			<0.00302											
Semivolatile Organic Compounds																
1,2-Diphenylhydrazine	*0.0011*	*0.0026*														
2,4-Dimethylphenol	*0.49*	*1.5*														
2,4-Dinitrotoluene	*0.0013*	*0.003*														
2,6-Dinitrotoluene	*0.0013*	*0.003*														
2-Chloronaphthalene	*2*	*5.8*														
2-Methylnaphthalene	*0.098*	*0.29*	<0.000019	<0.00044	<0.0004	<0.0008	<0.0009	<0.0009	<0.0009	<0.0009	<0.0009	<0.0005	<0.0005	<0.0005	<0.000066	<0.0000686
4,6-Dinitro-2-methylphenol	*0.0024*	*0.0073*														
4-Nitrophenol	*0.049*	*0.15*														
Acenaphthene	*1.5*	*4.4*	<0.000027	<0.00033	<0.0003	<0.0008	<0.0009	<0.0009	<0.0009	<0.0009	<0.0009	<0.0005	<0.0005	<0.0005	<0.0000755	<0.0000784
Acenaphthylene	*1.5*	*4.4*	<0.000015	<0.00033	0.00044 J	<0.0007	<0.0005	<0.0005	<0.0005	<0.0005	<0.0005	<0.0005	<0.0005	<0.0005	<0.0000566	<0.0000588
Anthracene	*7.3*	*22*	0.00006 J	0.00031 J	0.000669	<0.0007	<0.0006	<0.0006	<0.0006	<0.0006	<0.0006	<0.0005	<0.0005	<0.0005	0.000439 J	0.000101 J
Benzo(a)anthracene	*0.0091*	*0.02*														
Benzo(a)pyrene	*0.0002*	*0.0002*														
bis(2-Chloroethoxy)methane	*0.00083*	*0.0019*														
bis(2-Ethylhexyl)phthalate (DEHP)	*0.006*	*0.006*	<0.000081	<0.00022	<0.0002	<0.0012	<0.0033	<0.0033	<0.0033	<0.0033	<0.0033	<0.0005	<0.0005	<0.0005	<0.000349	<0.000363
Chrysene	*0.91*	*2*														
Dibenzofuran	*0.098*	*0.29*	<0.00002	<0.00033	<0.0003	<0.0007	<0.0007	<0.0007	<0.0007	<0.0007	<0.0007	<0.0005	<0.0005	<0.0005	<0.0000755	<0.0000784
Di-n-butylphthalate (DBP)	*2.4*	*7.3*														
Fluoranthene	*0.98*	*2.9*	<0.00001	<0.00022	<0.0002	<0.0006	<0.0005	<0.0005	<0.0005	<0.0005	<0.0005	<0.0005	<0.0005	<0.0005	<0.000066	<0.0000686
Fluorene	*0.98*	*2.9*	<0.00003	<0.00022	<0.0002	<0.0008	<0.0006	<0.0006	<0.0006	<0.0006	<0.0006	<0.0005	<0.0005	<0.0005	<0.000066	<0.0000686
Naphthalene	*0.49*	*1.5*	<0.00002	<0.00044	0.000654	<0.0008	<0.0006	<0.0006	<0.0006	<0.0006	<0.0006	<0.0005	<0.0005	<0.0005	<0.0000755	<0.0000784
Nitrobenzene	*0.049*	*0.15*														
N-Nitrosodiphenylamine	*0.19*	*0.42*														
Pentachlorophenol	*0.001*	*0.001*														
Phenanthrene	*0.73*	*2.2*	<0.000021	<0.00022	0.00036 J	<0.0007	<0.0005	<0.0005	<0.0005	<0.0005	<0.0005	<0.0005	<0.0005	<0.0005	<0.0000566	<0.0000588
Phenol	*7.3*	*22*														
Pyrene	*0.73*	*2.2*	<0.000019	<0.00022	<0.0002	<0.0009	<0.0005	<0.0005	<0.0005	<0.0005	<0.0005	<0.0005	<0.0005	<0.0005	<0.000104	<0.000108
Metals																
Arsenic	*0.01*	*0.01*														

Notes:
1. All values in milligrams per liter (mg/L).
2. Concentrations > RAL and non-detects are highlighted light gray.
3. Concentrations > C/I AL and non-detects are highlighted dark gray
4. TRRP Protective Concentration Limits (PCLs) (30 TAC §350, Table 3), updated January 2021.
5. RAL = Residential Assessment Level, C/I = Commercial/Industrial
6. J = Estimated value, < = not detected at the specified detection limit.
7. MW-32A was screened in the B-CZ & replaced with MW-32AR
8. Based on historical data, MW-25A and MW-25C were likely mislabeled in March 2018 and results are provided correctly in this table.

TABLE 2
ANALYTICAL RESULTS SUMMARY (2008 - 2022)
CLASS 2 GROUNDWATER
HOUSTON, TX - WOOD PRESERVING WORKS

	Residential Assessment Level	***C/I PCL***	MW-08 01/09/2014	MW-08 07/03/2014	MW-08 01/07/2015	MW-08 07/08/2015	MW-08 01/12/2016	MW-08 07/07/2016	MW-08 01/12/2017	MW-08 07/13/2017	MW-08 01/04/2018	MW-08 07/19/2018	MW-08 01/07/2019	MW-08 07/01/2019	MW-08 01/13/2020	MW-08 07/14/2020
Volatile Organic Compounds																
1,2-Dichloroethane	*0.005*	*0.005*														
Benzene	*0.005*	*0.005*														
Chlorobenzene	*0.1*	*0.1*														
Ethylbenzene	*0.7*	*0.7*														
Methylene chloride	*0.005*	*0.005*														
Toluene	*1*	*1*														
Vinyl chloride	*0.002*	*0.002*														
Xylenes (total)	*10*	*10*														
Semivolatile Organic Compounds																
1,2-Diphenylhydrazine	*0.0011*	*0.0026*														
2,4-Dimethylphenol	*0.49*	*1.5*														
2,4-Dinitrotoluene	*0.0013*	*0.003*														
2,6-Dinitrotoluene	*0.0013*	*0.003*														
2-Chloronaphthalene	*2*	*5.8*														
2-Methylnaphthalene	*0.098*	*0.29*	<0.0000648	<0.000066	<0.0000693	<0.000019	<0.000019	<0.000019	<0.000019	<0.000019	<0.000019	<0.000019	<0.000019	<0.000019	<0.000019	<0.000019
4,6-Dinitro-2-methylphenol	*0.0024*	*0.0073*														
4-Nitrophenol	*0.049*	*0.15*														
Acenaphthene	*1.5*	*4.4*	<0.0000741	<0.0000755	<0.0000792	<0.000027	<0.000027	<0.000027	<0.000027	<0.000027	<0.000027	0.00067	<0.000027	<0.000027	<0.000027	<0.000027
Acenaphthylene	*1.5*	*4.4*	<0.0000556	<0.0000566	<0.0000594	<0.000015	<0.000015	<0.000015	<0.000015	<0.000015	<0.000015	<0.000015	<0.000015	<0.000015	<0.000015	<0.000015
Anthracene	*7.3*	*22*	0.000494	<0.0000472	0.000056 J	<0.000014	<0.000014	<0.000014	<0.000014	<0.000014	<0.000014	0.000045 J	0.000048 J	<0.000014	<0.000014	<0.000014
Benzo(a)anthracene	*0.0091*	*0.02*														
Benzo(a)pyrene	*0.0002*	*0.0002*														
bis(2-Chloroethoxy)methane	*0.00083*	*0.0019*														
bis(2-Ethylhexyl)phthalate (DEHP)	*0.006*	*0.006*	<0.000343	<0.000349	<0.000366	<0.00013	<0.000037	<0.000037	0.00018 J	<0.000037	<0.000097	<0.000037	<0.000037	<0.000037	0.00021	<0.000037
Chrysene	*0.91*	*2*														
Dibenzofuran	*0.098*	*0.29*	<0.0000741	<0.0000755	<0.0000792	<0.00002	<0.00002	<0.00002	<0.00002	<0.00002	<0.00002	0.00011	<0.00002	<0.00002	<0.00002	<0.00002
Di-n-butylphthalate (DBP)	*2.4*	*7.3*		<0.000104												
Fluoranthene	*0.98*	*2.9*	<0.0000648	<0.000066	<0.0000693	<0.00001	<0.00001	<0.00001	<0.00001	<0.00001	<0.00001	0.000031 J	<0.00001	<0.00001	<0.00001	<0.00001
Fluorene	*0.98*	*2.9*	<0.0000648	<0.000066	<0.0000693	<0.00003	<0.00003	<0.00003	<0.00003	<0.00003	<0.00003	0.00017	<0.00003	<0.00003	<0.00003	<0.00003
Naphthalene	*0.49*	*1.5*	<0.0000741	<0.0000755	<0.0000792	<0.00002	<0.00002	<0.00002	<0.00002	<0.00002	<0.00002	<0.00002	<0.00002	<0.00002	<0.00002	<0.00002
Nitrobenzene	*0.049*	*0.15*														
N-Nitrosodiphenylamine	*0.19*	*0.42*														
Pentachlorophenol	*0.001*	*0.001*														
Phenanthrene	*0.73*	*2.2*	0.0000637 J	<0.0000566	<0.0000594	<0.000021	<0.000021	<0.000021	<0.000021	<0.000021	<0.000021	0.000023 J	<0.000021	<0.000021	0.000046 J	<0.000021
Phenol	*7.3*	*22*		<0.0000377												
Pyrene	*0.73*	*2.2*	<0.000102	<0.000104	<0.000109	<0.000019	<0.000019	<0.000019	<0.000019	<0.000019	<0.000019	<0.000019	<0.000019	<0.000019	<0.000019	<0.000019
Metals																
Arsenic	*0.01*	*0.01*														

Notes:
1. All values in milligrams per liter (mg/L).
2. Concentrations > RAL and non-detects are highlighted light gray.
3. Concentrations > C/I AL and non-detects are highlighted dark gray
4. TRRP Protective Concentration Limits (PCLs) (30 TAC §350, Table 3), updated January 2021.
5. RAL = Residential Assessment Level, C/I = Commercial/Industrial
6. J = Estimated value, < = not detected at the specified detection limit.
7. MW-32A was screened in the B-CZ & replaced with MW-32AR
8. Based on historical data, MW-25A and MW-25C were likely mislabeled in March 2018 and results are provided correctly in this table.

TABLE 2
ANALYTICAL RESULTS SUMMARY (2008 - 2022)
CLASS 2 GROUNDWATER
HOUSTON, TX - WOOD PRESERVING WORKS

	Residential Assessment Level	***C/I PCL***	MW-08 01/06/2021	MW-08 07/06/2021	MW-08 01/03/2022	MW-09 01/29/2008	MW-09 07/27/2011	MW-09 02/02/2012	MW-09 07/25/2012	MW-09 04/01/2013	MW-09 01/24/2018	MW-09 03/23/2018	MW-09 05/24/2018	MW-09 01/09/2019	MW-09 07/12/2019	MW-09 01/14/2020
Volatile Organic Compounds																
1,2-Dichloroethane	*0.005*	*0.005*				<0.00052	<0.001	<0.001	<0.0005	<0.00014	<0.0002	<0.0002	<0.0002	<0.0002	<0.0002	<0.0002
Benzene	*0.005*	*0.005*				<0.00025	<0.001	<0.001	<0.0005	<0.00008	<0.0002	<0.0002	<0.0002	<0.0002	<0.0002	<0.0002
Chlorobenzene	*0.1*	*0.1*				<0.00047	<0.001	<0.001	<0.0005	<0.00012	<0.0003	<0.0003	<0.0003	0.0041	<0.0003	<0.0003
Ethylbenzene	*0.7*	*0.7*				<0.00025	<0.0011	<0.0011	<0.0005	<0.00011	<0.0003	<0.0003	<0.0003	<0.0003	<0.0003	<0.0003
Methylene chloride	*0.005*	*0.005*				<0.00054	<0.0013	<0.0013	<0.001	<0.00015	<0.001	<0.001	<0.001	<0.001	<0.001	<0.001
Toluene	*1*	*1*				<0.00041	<0.001	<0.001	<0.0005	<0.00015	<0.0002	<0.0002	<0.0002	<0.0002	<0.0002	<0.0002
Vinyl chloride	*0.002*	*0.002*														
Xylenes (total)	*10*	*10*				<0.00127	<0.0031	<0.0031	<0.0015	<0.00026	<0.0003	<0.0003	<0.0003	<0.0003	<0.0003	<0.0003
Semivolatile Organic Compounds																
1,2-Diphenylhydrazine	*0.0011*	*0.0026*				<0.00008	<0.00005	<0.00005	<0.00005	<0.000106	<0.000021	<0.000021	<0.000021	<0.000021	<0.000021	<0.000021
2,4-Dimethylphenol	*0.49*	*1.5*				<0.00029	<0.00005	<0.00005	<0.00005	<0.000298	<0.00004	<0.00004	<0.00004	<0.00004	<0.00004	<0.00004
2,4-Dinitrotoluene	*0.0013*	*0.003*				<0.00019	<0.00005	<0.00005	<0.00005	<0.000125	<0.000059	<0.000058	<0.000058	<0.000059	<0.000058	<0.000058
2,6-Dinitrotoluene	*0.0013*	*0.003*				<0.00019	<0.00006	<0.00006	<0.00006	<0.0000769	<0.000042	<0.000042	<0.000042	<0.000042	<0.000042	<0.000042
2-Chloronaphthalene	*2*	*5.8*				<0.00038	<0.00005	<0.00005	<0.00005	<0.0000769	<0.000021	<0.000021	<0.000021	<0.000021	<0.000021	<0.000021
2-Methylnaphthalene	*0.098*	*0.29*	<0.000019	0.000033 J	<0.000019	<0.00038	<0.00005	<0.00005	<0.00005	0.000115 J	<0.000019	<0.000019	<0.000019	<0.000019	<0.000019	<0.000019
4,6-Dinitro-2-methylphenol	*0.0024*	*0.0073*				<0.00019	<0.00008	<0.00008	<0.00008	<0.000798	<0.00002	<0.00002	<0.00002	<0.00002	<0.00002	<0.00002
4-Nitrophenol	*0.049*	*0.15*				<0.00024	<0.00005	<0.00005	<0.00005	<0.000538	<0.000047	<0.000047	<0.000047	<0.000047	<0.000047	<0.000047
Acenaphthene	*1.5*	*4.4*	<0.000027	0.00031	<0.000027	<0.00029	<0.00005	<0.00005	<0.00005	0.000188 J	<0.000027	<0.000027	<0.000027	<0.000027	<0.000027	<0.000027
Acenaphthylene	*1.5*	*4.4*	<0.000015	<0.000015	<0.000015	<0.00029	<0.00005	<0.00005	<0.00005	<0.0000577	<0.000015	<0.000015	<0.000015	<0.000015	<0.000015	<0.000015
Anthracene	*7.3*	*22*	<0.000014	<0.000014	<0.000014	<0.00019	0.00036	<0.00005	<0.00005	0.000471 J	<0.000014	0.00013	0.0001	0.000093 J	0.000061 J	<0.000014
Benzo(a)anthracene	*0.0091*	*0.02*				<0.00019	<0.00005	<0.00005	<0.00005	<0.0000769	<0.000051	<0.00005	<0.00005	<0.000051	<0.00005	<0.00005
Benzo(a)pyrene	*0.0002*	*0.0002*				<0.00019	<0.00005	<0.00005	<0.00005	<0.0000769	<0.00002	<0.00002	<0.00002	<0.00002	<0.00002	<0.00002
bis(2-Chloroethoxy)methane	*0.00083*	*0.0019*				<0.00038	<0.00005	<0.00005	<0.00005	<0.000125	<0.00003	<0.00003	<0.00003	<0.00003	<0.00003	<0.00003
bis(2-Ethylhexyl)phthalate (DEHP)	*0.006*	*0.006*	<0.000045	<0.000067	<0.000038	0.00034 J	0.00018 J	<0.00032	0.00022	<0.000356	0.000082 J	<0.000037	0.00011 J	<0.000037	<0.000037	<0.000037
Chrysene	*0.91*	*2*				<0.00019	<0.00005	<0.00005	<0.00005	<0.0000769	<0.000021	<0.000021	<0.000021	<0.000021	<0.000021	<0.000021
Dibenzofuran	*0.098*	*0.29*	<0.00002	<0.00002	<0.00002	<0.00029	<0.00005	<0.00005	<0.00005	0.000126 J	<0.00002	<0.00002	<0.00002	<0.00002	<0.00002	<0.00002
Di-n-butylphthalate (DBP)	*2.4*	*7.3*				<0.00019	<0.00005	<0.00005	0.000074 J	0.000123 J	<0.00002	<0.00002	0.000031 J	<0.00002	<0.00002	<0.00002
Fluoranthene	*0.98*	*2.9*	<0.00001	<0.00001	<0.00001	0.00045 J	<0.00005	<0.00005	<0.00005	<0.0000673	<0.00001	<0.00001	<0.00001	<0.00001	<0.00001	<0.00001
Fluorene	*0.98*	*2.9*	<0.00003	0.00011	<0.00003	<0.00019	<0.00005	<0.00005	<0.00005	<0.0000673	<0.00003	<0.00003	<0.00003	<0.00003	<0.00003	<0.00003
Naphthalene	*0.49*	*1.5*	<0.00002	<0.00002	<0.00002	<0.00038	<0.00005	<0.00005	<0.00005	0.00431 J	<0.00002	0.00039	0.00008 J	<0.00002	<0.00015	0.00011
Nitrobenzene	*0.049*	*0.15*				<0.00038	<0.00005	<0.00005	<0.00005	<0.000106	<0.000024	<0.000024	<0.000024	<0.000024	<0.000024	<0.000024
N-Nitrosodiphenylamine	*0.19*	*0.42*				<0.00024	<0.00005	<0.00005	<0.00005	<0.0000962	<0.000025	<0.000025	<0.000025	<0.000025	<0.000025	<0.000025
Pentachlorophenol	*0.001*	*0.001*				<0.00019	<0.00005	<0.00005	<0.00005	<0.000587	<0.00008	<0.000079	<0.000079	<0.00008	<0.000079	<0.000079
Phenanthrene	*0.73*	*2.2*	<0.000021	<0.000021	<0.000021	0.000541	<0.00005	<0.00005	<0.00005	<0.0000577	<0.000021	<0.000021	<0.000021	<0.000021	<0.000021	<0.000021
Phenol	*7.3*	*22*				<0.00019	<0.00005	<0.000098	<0.00005	<0.0000385	<0.000035	<0.000035	<0.000035	<0.000035	<0.000035	<0.000035
Pyrene	*0.73*	*2.2*	<0.000019	<0.000019	<0.000019	<0.00019	<0.00005	<0.00005	<0.00005	<0.000106	<0.000019	<0.000019	0.00004 J	<0.000019	<0.000019	<0.000019
Metals																
Arsenic	*0.01*	*0.01*									0.00104 J	0.0012 J	0.00085 J	0.00202	0.000901 J	0.0043

Notes:

1. All values in milligrams per liter (mg/L).
2. Concentrations > RAL and non-detects are highlighted light gray.
3. Concentrations > C/I AL and non-detects are highlighted dark gray
4. TRRP Protective Concentration Limits (PCLs) (30 TAC §350, Table 3), updated January 2021.
5. RAL = Residential Assessment Level, C/I = Commercial/Industrial
6. J = Estimated value, < = not detected at the specified detection limit.
7. MW-32A was screened in the B-CZ & replaced with MW-32AR
8. Based on historical data, MW-25A and MW-25C were likely mislabeled in March 2018 and results are provided correctly in this table.

TABLE 2
ANALYTICAL RESULTS SUMMARY (2008 - 2022)
CLASS 2 GROUNDWATER
HOUSTON, TX - WOOD PRESERVING WORKS

	Residential Assessment Level	*C/I PCL*	MW-09 07/15/2020	MW-09 01/13/2021	MW-09 07/15/2021	MW-09 07/20/2021	MW-09 01/20/2022	MW-10A 01/28/2008	MW-10A 07/16/2008	MW-10A 01/22/2009	MW-10A 07/22/2009	MW-10A 01/21/2010	MW-10A 07/13/2010	MW-10A 01/11/2011	MW-10A 07/13/2011	MW-10A 01/30/2012	MW-10A 07/10/2012
Volatile Organic Compounds																	
1,2-Dichloroethane	*0.005*	*0.005*	<0.0002	<0.0002		<0.0002	<0.0002		<0.00052								
Benzene	*0.005*	*0.005*	<0.0002	<0.0002		<0.0002	<0.0002		<0.00025								
Chlorobenzene	*0.1*	*0.1*	<0.0003	<0.0003		<0.0003	<0.0003		<0.00047								
Ethylbenzene	*0.7*	*0.7*	<0.0003	<0.0003		<0.0003	<0.0003		<0.00025								
Methylene chloride	*0.005*	*0.005*	<0.001	<0.001		<0.001	<0.001		<0.00054								
Toluene	*1*	*1*	<0.0002	<0.0002		<0.0002	<0.0002		<0.00041								
Vinyl chloride	*0.002*	*0.002*															
Xylenes (total)	*10*	*10*	<0.0003	<0.0003		<0.0003	<0.0003		<0.00127								
Semivolatile Organic Compounds																	
1,2-Diphenylhydrazine	*0.0011*	*0.0026*	<0.000021	<0.000021		<0.000021	<0.000021										
2,4-Dimethylphenol	*0.49*	*1.5*	<0.00004	<0.00004		0.00033	<0.00004										
2,4-Dinitrotoluene	*0.0013*	*0.003*	<0.000058	<0.000058		<0.000058	<0.000058										
2,6-Dinitrotoluene	*0.0013*	*0.003*	<0.000042	<0.000042		<0.000042	<0.000042										
2-Chloronaphthalene	*2*	*5.8*	<0.000021	<0.000021		<0.000021	<0.000021										
2-Methylnaphthalene	*0.098*	*0.29*	<0.000019	<0.000019		<0.000019	<0.000019	<0.0004	<0.00038	<0.0008	<0.0009	<0.0009	<0.0009	<0.0009	<0.0005	<0.0005	<0.0005
4,6-Dinitro-2-methylphenol	*0.0024*	*0.0073*	<0.00002	<0.00002		<0.00002	<0.00002										
4-Nitrophenol	*0.049*	*0.15*	<0.000047	<0.000047		<0.000047	<0.000047										
Acenaphthene	*1.5*	*4.4*	<0.000027	<0.000027		<0.000027	<0.000027	<0.0003	<0.00029	<0.0008	<0.0009	<0.0009	<0.0009	0.0017 J	<0.0005	<0.0005	0.0016 J
Acenaphthylene	*1.5*	*4.4*	<0.000015	<0.000015		<0.000015	<0.000015	<0.0003	<0.00029	<0.0007	<0.0005	<0.0005	<0.0005	<0.0005	<0.0005	<0.0005	<0.0005
Anthracene	*7.3*	*22*	0.000035 J	0.000077 J		0.000065 J	<0.000014	<0.0002	<0.00019	<0.0007	<0.0006	<0.0006	<0.0006	<0.0006	<0.0005	<0.0005	<0.0005
Benzo(a)anthracene	*0.0091*	*0.02*	<0.00005	<0.00005		<0.00005	<0.00005										
Benzo(a)pyrene	*0.0002*	*0.0002*	<0.00002	0.000043 J		<0.00002	<0.00002										
bis(2-Chloroethoxy)methane	*0.00083*	*0.0019*	<0.00003	<0.00003		<0.00003	<0.00003										
bis(2-Ethylhexyl)phthalate (DEHP)	*0.006*	*0.006*	<0.00004	0.000058 J		<0.000037	<0.000037	<0.0002	0.0002 J	<0.0012	<0.0033	<0.0033	<0.0033	<0.0033	<0.0005	<0.0005	<0.0005
Chrysene	*0.91*	*2*	<0.000021	<0.000021		<0.000021	<0.000021										
Dibenzofuran	*0.098*	*0.29*	<0.00002	<0.00002		<0.00002	<0.00002	<0.0003	<0.00029	<0.0007	<0.0007	<0.0007	<0.0007	<0.0007	<0.0005	<0.0005	<0.0005
Di-n-butylphthalate (DBP)	*2.4*	*7.3*	<0.000034	0.00014 J		<0.00002	<0.00002										
Fluoranthene	*0.98*	*2.9*	<0.00001	<0.00001		<0.00001	<0.00001	<0.0002	<0.00019	<0.0006	<0.0005	<0.0005	<0.0005	<0.0005	<0.0005	<0.0005	<0.0005
Fluorene	*0.98*	*2.9*	<0.00003	<0.00003		<0.00003	<0.00003	<0.0002	<0.00019	<0.0008	<0.0006	<0.0006	<0.0006	<0.0006	<0.0005	<0.0005	<0.0005
Naphthalene	*0.49*	*1.5*	<0.00002	<0.00002		0.0002	<0.00002	<0.0004	<0.00038	<0.0008	<0.0006	<0.0006	<0.0006	<0.0006	<0.0005	<0.0005	<0.0005
Nitrobenzene	*0.049*	*0.15*	<0.000024	<0.000024		<0.000024	<0.000024										
N-Nitrosodiphenylamine	*0.19*	*0.42*	<0.000025	<0.000025		<0.000025	<0.000025										
Pentachlorophenol	*0.001*	*0.001*	<0.000079	<0.000079		<0.000079	<0.000079										
Phenanthrene	*0.73*	*2.2*	<0.000021	<0.000021		<0.000021	<0.000021	<0.0002	<0.00019	<0.0007	<0.0005	<0.0005	<0.0005	<0.0005	<0.0005	<0.0005	<0.0005
Phenol	*7.3*	*22*	<0.000035	<0.000035		0.00065	<0.000035										
Pyrene	*0.73*	*2.2*	0.000031 J	<0.000019		<0.000019	<0.000019	<0.0002	<0.00019	<0.0009	<0.0005	<0.0005	<0.0005	<0.0005	<0.0005	<0.0005	<0.0005
Metals																	
Arsenic	*0.01*	*0.01*	0.00287	<0.00181		0.00386	0.00147 J										

Notes:
1. All values in milligrams per liter (mg/L).
2. Concentrations > RAL and non-detects are highlighted light gray.
3. Concentrations > C/I AL and non-detects are highlighted dark gray
4. TRRP Protective Concentration Limits (PCLs) (30 TAC §350, Table 3), updated January 2021.
5. RAL = Residential Assessment Level, C/I = Commercial/Industrial
6. J = Estimated value, < = not detected at the specified detection limit.
7. MW-32A was screened in the B-CZ & replaced with MW-32AR
8. Based on historical data, MW-25A and MW-25C were likely mislabeled in March 2018 and results are provided correctly in this table.

TABLE 2
ANALYTICAL RESULTS SUMMARY (2008 - 2022)
CLASS 2 GROUNDWATER
HOUSTON, TX - WOOD PRESERVING WORKS

	Residential Assessment Level	***C/I PCL***	MW-10A 01/09/2013	MW-10A 07/11/2013	MW-10A 01/08/2014	MW-10A 07/15/2014	MW-10A 01/07/2015	MW-10A 07/07/2015	MW-10A 01/12/2016	MW-10A 07/07/2016	MW-10A 01/11/2017	MW-10A 07/13/2017	MW-10A 01/04/2018	MW-10A 07/18/2018	MW-10A 01/07/2019	MW-10A 07/02/2019
Volatile Organic Compounds																
1,2-Dichloroethane	*0.005*	*0.005*														
Benzene	*0.005*	*0.005*														
Chlorobenzene	*0.1*	*0.1*														
Ethylbenzene	*0.7*	*0.7*														
Methylene chloride	*0.005*	*0.005*														
Toluene	*1*	*1*														
Vinyl chloride	*0.002*	*0.002*														
Xylenes (total)	*10*	*10*														
Semivolatile Organic Compounds																
1,2-Diphenylhydrazine	*0.0011*	*0.0026*														
2,4-Dimethylphenol	*0.49*	*1.5*														
2,4-Dinitrotoluene	*0.0013*	*0.003*														
2,6-Dinitrotoluene	*0.0013*	*0.003*														
2-Chloronaphthalene	*2*	*5.8*														
2-Methylnaphthalene	*0.098*	*0.29*	<0.0000667	0.00178	<0.0000648	0.00262 J	<0.0000693	<0.000019	<0.000019	<0.000019	<0.000019	<0.000019	<0.000019	<0.000019	<0.000019	<0.000019
4,6-Dinitro-2-methylphenol	*0.0024*	*0.0073*														
4-Nitrophenol	*0.049*	*0.15*														
Acenaphthene	*1.5*	*4.4*	<0.0000762	0.0306	<0.0000741	0.0306	0.00272	<0.000027	<0.000027	<0.000027	<0.000028	<0.000027	<0.000027	<0.000027	<0.000027	<0.000027
Acenaphthylene	*1.5*	*4.4*	<0.0000571	0.000385 J	<0.0000556	<0.000566	0.000126 J	<0.000015	<0.000015	<0.000015	<0.000015	<0.000015	<0.000015	<0.000015	<0.000015	<0.000015
Anthracene	*7.3*	*22*	0.000468 J	0.00036 J	<0.0000463	<0.000472	0.000191 J	0.000069 J	<0.000014	0.000073 J	0.000057 J	<0.000014	<0.000014	<0.000014	0.000065 J	<0.000014
Benzo(a)anthracene	*0.0091*	*0.02*														
Benzo(a)pyrene	*0.0002*	*0.0002*														
bis(2-Chloroethoxy)methane	*0.00083*	*0.0019*														
bis(2-Ethylhexyl)phthalate (DEHP)	*0.006*	*0.006*	0.00171	<0.000356	<0.000343	<0.00349	<0.000366	<0.00088	<0.000096	0.000097 J	0.000088 J	<0.000037	<0.000057	<0.0001	<0.000089	<0.000037
Chrysene	*0.91*	*2*														
Dibenzofuran	*0.098*	*0.29*	<0.0000762	0.00866	<0.0000741	0.00862	0.000349 J	<0.00002	<0.00002	<0.00002	<0.00002	<0.00002	<0.00002	<0.00002	<0.00002	<0.00002
Di-n-butylphthalate (DBP)	*2.4*	*7.3*														
Fluoranthene	*0.98*	*2.9*	<0.0000667	0.000186 J	<0.0000648	<0.00066	<0.0000693	<0.00001	<0.00001	<0.00001	<0.00001	<0.00001	<0.00001	<0.00001	<0.00001	<0.00001
Fluorene	*0.98*	*2.9*	<0.0000667	0.00631	<0.0000648	0.0111	0.000694	<0.00003	<0.00003	<0.00003	<0.000031	<0.00003	<0.00003	<0.00003	0.000038 J	<0.00003
Naphthalene	*0.49*	*1.5*	<0.0000762	0.199	<0.0000741	0.199	0.000322 J	<0.00002	<0.00002	<0.00002	<0.00002	<0.00002	<0.00002	<0.00002	<0.00002	0.000043 J
Nitrobenzene	*0.049*	*0.15*														
N-Nitrosodiphenylamine	*0.19*	*0.42*														
Pentachlorophenol	*0.001*	*0.001*														
Phenanthrene	*0.73*	*2.2*	<0.0000571	0.00221	<0.0000556	0.00442 J	0.000126 J	<0.000021	<0.000021	<0.000021	<0.000021	<0.000021	<0.000021	<0.000021	<0.000021	<0.000021
Phenol	*7.3*	*22*														
Pyrene	*0.73*	*2.2*	<0.000105	<0.000106	<0.000102	<0.00104	<0.000109	<0.000019	<0.000019	<0.000019	<0.000019	<0.000019	<0.000019	<0.000019	<0.000019	<0.000019
Metals																
Arsenic	*0.01*	*0.01*														

Notes:
1. All values in milligrams per liter (mg/L).
2. Concentrations > RAL and non-detects are highlighted light gray.
3. Concentrations > C/I AL and non-detects are highlighted dark gray
4. TRRP Protective Concentration Limits (PCLs) (30 TAC §350, Table 3), updated January 2021.
5. RAL = Residential Assessment Level, C/I = Commercial/Industrial
6. J = Estimated value, < = not detected at the specified detection limit.
7. MW-32A was screened in the B-CZ & replaced with MW-32AR
8. Based on historical data, MW-25A and MW-25C were likely mislabeled in March 2018 and results are provided correctly in this table.

TABLE 2
ANALYTICAL RESULTS SUMMARY (2008 - 2022)
CLASS 2 GROUNDWATER
HOUSTON, TX - WOOD PRESERVING WORKS

	Residential Assessment Level	*C/I PCL*	MW-10A 01/14/2020	MW-10A 07/14/2020	MW-10A 01/06/2021	MW-10A 07/06/2021	MW-10A 01/03/2022	MW-10B 01/28/2008	MW-10B 07/16/2008	MW-10B 01/22/2009	MW-10B 07/22/2009	MW-10B 01/21/2010	MW-10B 07/13/2010	MW-10B 01/11/2011	MW-10B 07/13/2011	MW-10B 01/30/2012
Volatile Organic Compounds																
1,2-Dichloroethane	*0.005*	*0.005*							<0.00052							
Benzene	*0.005*	*0.005*							<0.00025							
Chlorobenzene	*0.1*	*0.1*							<0.00047							
Ethylbenzene	*0.7*	*0.7*							<0.00025							
Methylene chloride	*0.005*	*0.005*							<0.00054							
Toluene	*1*	*1*							<0.00041							
Vinyl chloride	*0.002*	*0.002*														
Xylenes (total)	*10*	*10*							<0.00127							
Semivolatile Organic Compounds																
1,2-Diphenylhydrazine	*0.0011*	*0.0026*														
2,4-Dimethylphenol	*0.49*	*1.5*			0.00033	0.00033										
2,4-Dinitrotoluene	*0.0013*	*0.003*														
2,6-Dinitrotoluene	*0.0013*	*0.003*														
2-Chloronaphthalene	*2*	*5.8*														
2-Methylnaphthalene	*0.098*	*0.29*	<0.000019	<0.000019	<0.000019	<0.000019	<0.000019									
4,6-Dinitro-2-methylphenol	*0.0024*	*0.0073*														
4-Nitrophenol	*0.049*	*0.15*														
Acenaphthene	*1.5*	*4.4*	0.00011	<0.000027	0.000084 J	<0.000027	<0.000027	0.0743	0.0975	0.096	<0.0009	0.052	0.069	0.096	0.054	0.1
Acenaphthylene	*1.5*	*4.4*	<0.000015	<0.000015	<0.000015	<0.000015	<0.000015	0.00122	0.00113	<0.0007	<0.0005	<0.0005	<0.0005	<0.0005	<0.0005	0.0011 J
Anthracene	*7.3*	*22*	<0.000014	<0.000014	0.000021 J	<0.000014	<0.000014	0.00432	0.00484	0.0043 J	0.0029 J	0.0025 J	0.0038 J	0.0068	0.0033 J	0.0057
Benzo(a)anthracene	*0.0091*	*0.02*														
Benzo(a)pyrene	*0.0002*	*0.0002*														
bis(2-Chloroethoxy)methane	*0.00083*	*0.0019*														
bis(2-Ethylhexyl)phthalate (DEHP)	*0.006*	*0.006*	<0.000037	0.00011 J	<0.000037	<0.00026	<0.000051	<0.00019	0.0002 J	<0.0012	<0.0033	<0.0033	<0.0033	<0.0033	0.0013 J	<0.0005
Chrysene	*0.91*	*2*														
Dibenzofuran	*0.098*	*0.29*	<0.00002	<0.00002	<0.00002	<0.00002	<0.00002	0.0255	0.0392	0.035	0.023	0.018	0.025	0.037	0.019	0.038
Di-n-butylphthalate (DBP)	*2.4*	*7.3*						<0.00019	<0.0002	<0.0007	<0.0005	<0.0005	<0.0005	<0.0005	<0.0005	<0.0005
Fluoranthene	*0.98*	*2.9*	<0.00001	0.000018 J	<0.00001	<0.00001	<0.00001	0.00371	0.00397	0.0039 J	0.0022 J	0.0017 J	0.0026 J	0.0054	0.0023 J	0.0046 J
Fluorene	*0.98*	*2.9*	<0.00003	<0.00003	0.000051 J	<0.00003	<0.00003	0.0374	0.0457	0.051	<0.0006	0.031	0.041	0.059	0.032	0.06
Naphthalene	*0.49*	*1.5*	<0.00002	<0.00002	<0.00002	<0.00002	<0.00002	0.0185	0.014	0.0028 J	0.0082	0.0037 J	0.056	0.075	0.0018 J	0.084
Nitrobenzene	*0.049*	*0.15*														
N-Nitrosodiphenylamine	*0.19*	*0.42*														
Pentachlorophenol	*0.001*	*0.001*														
Phenanthrene	*0.73*	*2.2*	<0.000021	<0.000021	<0.000021	<0.000021	<0.000021									
Phenol	*7.3*	*22*						<0.00019	<0.0002	<0.0015	<0.0005	<0.0005	<0.0005	<0.0005	<0.0005	<0.0005
Pyrene	*0.73*	*2.2*	<0.000019	<0.000019	<0.000019	<0.000019	<0.000019	0.00146	0.00174	0.002 J	0.0013 J	<0.0005	0.001 J	0.0023 J	0.0011 J	0.002 J
Metals																
Arsenic	*0.01*	*0.01*														

Notes:
1. All values in milligrams per liter (mg/L).
2. Concentrations > RAL and non-detects are highlighted light gray.
3. Concentrations > C/I AL and non-detects are highlighted dark gray
4. TRRP Protective Concentration Limits (PCLs) (30 TAC §350, Table 3), updated January 2021.
5. RAL = Residential Assessment Level, C/I = Commercial/Industrial
6. J = Estimated value, < = not detected at the specified detection limit.
7. MW-32A was screened in the B-CZ & replaced with MW-32AR
8. Based on historical data, MW-25A and MW-25C were likely mislabeled in March 2018 and results are provided correctly in this table.

TABLE 2
ANALYTICAL RESULTS SUMMARY (2008 - 2022)
CLASS 2 GROUNDWATER
HOUSTON, TX - WOOD PRESERVING WORKS

	Residential Assessment Level	***C/I PCL***	MW-10B 07/10/2012	MW-10B 01/09/2013	MW-10B 07/11/2013	MW-10B 10/14/2013	MW-10B 01/08/2014	MW-10B 07/15/2014	MW-10B 01/07/2015	MW-10B 01/29/2015	MW-10B 07/07/2015	MW-10B 01/12/2016	MW-10B 07/07/2016	MW-10B 01/11/2017	MW-10B 07/13/2017	MW-10B 01/04/2018
Volatile Organic Compounds																
1,2-Dichloroethane	*0.005*	*0.005*														
Benzene	*0.005*	*0.005*														
Chlorobenzene	*0.1*	*0.1*														
Ethylbenzene	*0.7*	*0.7*														
Methylene chloride	*0.005*	*0.005*														
Toluene	*1*	*1*														
Vinyl chloride	*0.002*	*0.002*														
Xylenes (total)	*10*	*10*														
Semivolatile Organic Compounds																
1,2-Diphenylhydrazine	*0.0011*	*0.0026*														
2,4-Dimethylphenol	*0.49*	*1.5*														
2,4-Dinitrotoluene	*0.0013*	*0.003*														
2,6-Dinitrotoluene	*0.0013*	*0.003*														
2-Chloronaphthalene	*2*	*5.8*														
2-Methylnaphthalene	*0.098*	*0.29*														
4,6-Dinitro-2-methylphenol	*0.0024*	*0.0073*														
4-Nitrophenol	*0.049*	*0.15*														
Acenaphthene	*1.5*	*4.4*	0.054	0.12	0.977		<0.0000741	0.0777	0.166	0.0507	0.084	0.11	0.053	0.12	0.051	0.093
Acenaphthylene	*1.5*	*4.4*	<0.0005	0.00108	0.00986		<0.000536	<0.000566	0.00104	0.000597	0.00048	0.00054	0.00032	0.00065	0.00033	0.00068
Anthracene	*7.3*	*22*	0.0032 J	0.00546	0.0391		<0.00107	0.00352 J	0.00702	0.00179	0.003	0.0057	0.0027	0.0056	0.0023	0.0052
Benzo(a)anthracene	*0.0091*	*0.02*														
Benzo(a)pyrene	*0.0002*	*0.0002*														
bis(2-Chloroethoxy)methane	*0.00083*	*0.0019*														
bis(2-Ethylhexyl)phthalate (DEHP)	*0.006*	*0.006*	<0.0005	<0.000349	<0.0037		0.000408 J	<0.00349	<0.000366	<0.000366	<0.00014	<0.000037	0.00025	0.00022	0.00028	<0.000059
Chrysene	*0.91*	*2*														
Dibenzofuran	*0.098*	*0.29*	0.02	0.0401	**0.302**	0.0334	<0.00493	0.0258	0.0727	0.0129	0.032	0.049	0.019	0.052	0.021	0.048
Di-n-butylphthalate (DBP)	*2.4*	*7.3*	<0.0005	<0.000104	<0.011		0.000275 J	<0.00104	<0.000215	<0.000109	<0.000078	<0.00002	<0.00002	<0.00002	<0.00002	<0.00002
Fluoranthene	*0.98*	*2.9*	0.0028 J	0.00427	0.0274		<0.000117	0.00211 J	0.00711	0.00117	0.0023	0.0045	0.0023	0.0047	0.0022	0.0053
Fluorene	*0.98*	*2.9*	0.031	0.0652	0.468		<0.00429	0.0424	0.0975	0.0202	0.047	0.064	0.029	0.068	0.034	0.06
Naphthalene	*0.49*	*1.5*	0.004 J	0.00399	0.207		0.0646	0.125	**0.556**	0.0247	0.077	0.1	0.0054	0.021	0.0033	0.0013
Nitrobenzene	*0.049*	*0.15*														
N-Nitrosodiphenylamine	*0.19*	*0.42*														
Pentachlorophenol	*0.001*	*0.001*														
Phenanthrene	*0.73*	*2.2*														
Phenol	*7.3*	*22*	<0.0005	<0.0000377	<0.0004		<0.000037	<0.000377	<0.0000396	<0.0000396	<0.000035	<0.000035	<0.000035	<0.000035	<0.000035	<0.000035
Pyrene	*0.73*	*2.2*	0.0011 J	0.00146	0.0101		<0.000102	<0.00104	0.00234	0.000392 J	0.00095	0.0024	0.0009	0.0022	0.00087	0.0019
Metals																
Arsenic	*0.01*	*0.01*														

Notes:
1. All values in milligrams per liter (mg/L).
2. Concentrations > RAL and non-detects are highlighted light gray.
3. Concentrations > C/I AL and non-detects are highlighted dark gray
4. TRRP Protective Concentration Limits (PCLs) (30 TAC §350, Table 3), updated January 2021.
5. RAL = Residential Assessment Level, C/I = Commercial/Industrial
6. J = Estimated value, < = not detected at the specified detection limit.
7. MW-32A was screened in the B-CZ & replaced with MW-32AR
8. Based on historical data, MW-25A and MW-25C were likely mislabeled in March 2018 and results are provided correctly in this table.

TABLE 2
ANALYTICAL RESULTS SUMMARY (2008 - 2022)
CLASS 2 GROUNDWATER
HOUSTON, TX - WOOD PRESERVING WORKS

	Residential Assessment Level	***C/I PCL***	MW-10B 07/18/2018	MW-10B 01/07/2019	MW-10B 07/02/2019	MW-10B 01/14/2020	MW-10B 07/14/2020	MW-10B 01/06/2021	MW-10B 07/06/2021	MW-10B 01/03/2022	MW-11A 01/28/2008	MW-11A 07/16/2008	MW-11A 01/22/2009	MW-11A 07/22/2009	MW-11A 01/21/2010	MW-11A 07/13/2010
Volatile Organic Compounds																
1,2-Dichloroethane	*0.005*	*0.005*										<0.00052				
Benzene	*0.005*	*0.005*										<0.00025				
Chlorobenzene	*0.1*	*0.1*										<0.00047				
Ethylbenzene	*0.7*	*0.7*										<0.00025				
Methylene chloride	*0.005*	*0.005*										<0.00054				
Toluene	*1*	*1*										<0.00041				
Vinyl chloride	*0.002*	*0.002*														
Xylenes (total)	*10*	*10*										<0.00127				
Semivolatile Organic Compounds																
1,2-Diphenylhydrazine	*0.0011*	*0.0026*														
2,4-Dimethylphenol	*0.49*	*1.5*														
2,4-Dinitrotoluene	*0.0013*	*0.003*														
2,6-Dinitrotoluene	*0.0013*	*0.003*														
2-Chloronaphthalene	*2*	*5.8*														
2-Methylnaphthalene	*0.098*	*0.29*									<0.00038	<0.0004	<0.0008	<0.0009	<0.0009	<0.0009
4,6-Dinitro-2-methylphenol	*0.0024*	*0.0073*														
4-Nitrophenol	*0.049*	*0.15*														
Acenaphthene	*1.5*	*4.4*	0.056	0.07	0.042	0.069	0.029	0.05	0.01	0.042	0.0346	0.02	0.0076	<0.0009	<0.0009	0.0028 J
Acenaphthylene	*1.5*	*4.4*	0.00053	0.00059	0.00031	0.00066	0.00028	0.00039	0.00015	0.00036	<0.00029	<0.0003	<0.0007	<0.0005	<0.0005	<0.0005
Anthracene	*7.3*	*22*	0.0024	0.0041	0.0012	0.0028	0.00094	0.0022	0.00028	0.001	0.000798	0.00054	<0.0007	<0.0006	<0.0006	<0.0006
Benzo(a)anthracene	*0.0091*	*0.02*														
Benzo(a)pyrene	*0.0002*	*0.0002*														
bis(2-Chloroethoxy)methane	*0.00083*	*0.0019*														
bis(2-Ethylhexyl)phthalate (DEHP)	*0.006*	*0.006*	<0.000064	0.00035	<0.000037	0.0002	0.00016 J	<0.0001	0.0016	<0.0001	0.00028 J	<0.0002	<0.0012	<0.0033	<0.0033	<0.0033
Chrysene	*0.91*	*2*														
Dibenzofuran	*0.098*	*0.29*	0.021	0.028	0.013	0.022	0.0067	0.017	0.0019	0.0061	0.00276	<0.0003	<0.0007	<0.0007	<0.0007	<0.0007
Di-n-butylphthalate (DBP)	*2.4*	*7.3*	<0.00002	<0.00002	<0.00002	<0.00002	0.000065 J	<0.000046	0.00029	<0.00002						
Fluoranthene	*0.98*	*2.9*	0.0022	0.0038	0.0012	0.0029	0.0015	0.0024	0.0005	0.0017	0.00338	0.00387	0.0012 J	0.0011 J	<0.0005	<0.0005
Fluorene	*0.98*	*2.9*	0.031	0.04	0.018	0.036	0.014	0.029	0.0018	0.017	0.0069	0.00089	<0.0008	<0.0006	<0.0006	<0.0006
Naphthalene	*0.49*	*1.5*	0.00074	0.00056	0.00023	0.0021	<0.00066	0.0014	<0.000065	0.00028	<0.00038	<0.0004	<0.0008	<0.0006	<0.0006	<0.0006
Nitrobenzene	*0.049*	*0.15*														
N-Nitrosodiphenylamine	*0.19*	*0.42*														
Pentachlorophenol	*0.001*	*0.001*														
Phenanthrene	*0.73*	*2.2*									0.00036 J	<0.0002	<0.0007	<0.0005	<0.0005	<0.0005
Phenol	*7.3*	*22*	<0.000035	<0.000035	<0.000035	<0.000035	<0.000035	0.00012 J	<0.000035	<0.000035						
Pyrene	*0.73*	*2.2*	0.00088	0.0018	0.00049	0.0013	0.00069	0.0011	0.00021	0.00075	0.00191	0.00184	<0.0009	<0.0005	<0.0005	<0.0005
Metals																
Arsenic	*0.01*	*0.01*														

Notes:
1. All values in milligrams per liter (mg/L).
2. Concentrations > RAL and non-detects are highlighted light gray.
3. Concentrations > C/I AL and non-detects are highlighted dark gray
4. TRRP Protective Concentration Limits (PCLs) (30 TAC §350, Table 3), updated January 2021.
5. RAL = Residential Assessment Level, C/I = Commercial/Industrial
6. J = Estimated value, < = not detected at the specified detection limit.
7. MW-32A was screened in the B-CZ & replaced with MW-32AR
8. Based on historical data, MW-25A and MW-25C were likely mislabeled in March 2018 and results are provided correctly in this table.

TABLE 2
ANALYTICAL RESULTS SUMMARY (2008 - 2022)
CLASS 2 GROUNDWATER
HOUSTON, TX - WOOD PRESERVING WORKS

	Residential Assessment Level	***C/I PCL***	MW-11A 01/11/2011	MW-11A 07/12/2011	MW-11A 01/30/2012	MW-11A 07/10/2012	MW-11A 01/09/2013	MW-11A 07/11/2013	MW-11A 01/08/2014	MW-11A 07/02/2014	MW-11A 01/07/2015	MW-11A 07/07/2015	MW-11A 01/12/2016	MW-11A 07/07/2016	MW-11A 01/11/2017	MW-11A 07/12/2017
Volatile Organic Compounds																
1,2-Dichloroethane	*0.005*	*0.005*														
Benzene	*0.005*	*0.005*														
Chlorobenzene	*0.1*	*0.1*														
Ethylbenzene	*0.7*	*0.7*														
Methylene chloride	*0.005*	*0.005*														
Toluene	*1*	*1*														
Vinyl chloride	*0.002*	*0.002*														
Xylenes (total)	*10*	*10*														
Semivolatile Organic Compounds																
1,2-Diphenylhydrazine	*0.0011*	*0.0026*														
2,4-Dimethylphenol	*0.49*	*1.5*														
2,4-Dinitrotoluene	*0.0013*	*0.003*														
2,6-Dinitrotoluene	*0.0013*	*0.003*														
2-Chloronaphthalene	*2*	*5.8*														
2-Methylnaphthalene	*0.098*	*0.29*	<0.0009	<0.0005	<0.0005	<0.0005	<0.000066	<0.0000673	<0.0000648	<0.000066	<0.0000673	<0.000019	<0.000019	<0.000019	<0.00002	<0.000019
4,6-Dinitro-2-methylphenol	*0.0024*	*0.0073*														
4-Nitrophenol	*0.049*	*0.15*														
Acenaphthene	*1.5*	*4.4*	<0.0009	<0.0005	<0.0005	<0.0005	0.00175	0.000878	<0.0000741	0.00427	0.000471 J	0.00025	<0.000027	0.0001	<0.000028	<0.000027
Acenaphthylene	*1.5*	*4.4*	<0.0005	<0.0005	<0.0005	<0.0005	<0.0000566	<0.0000577	<0.0001	0.000185 J	<0.0000577	<0.000015	<0.000015	<0.000015	<0.000015	<0.000015
Anthracene	*7.3*	*22*	<0.0006	<0.0005	<0.0005	<0.0005	0.000499	0.00044 J	<0.00125	0.00126	0.000399 J	0.00017	0.0001	0.00026	0.00021	<0.000014
Benzo(a)anthracene	*0.0091*	*0.02*														
Benzo(a)pyrene	*0.0002*	*0.0002*														
bis(2-Chloroethoxy)methane	*0.00083*	*0.0019*														
bis(2-Ethylhexyl)phthalate (DEHP)	*0.006*	*0.006*	<0.0033	<0.0005	<0.0005	<0.0005	<0.000349	<0.000356	0.00046 J	0.00516	<0.000356	<0.00068	<0.000073	0.00038	0.00025	0.00017 J
Chrysene	*0.91*	*2*														
Dibenzofuran	*0.098*	*0.29*	<0.0007	<0.0005	<0.0005	<0.0005	<0.0000755	<0.0000769	<0.0000741	0.000618	<0.0000769	0.00012	<0.00002	<0.00002	<0.000021	<0.00002
Di-n-butylphthalate (DBP)	*2.4*	*7.3*								0.000109 J						
Fluoranthene	*0.98*	*2.9*	<0.0005	<0.0005	<0.0005	<0.0005	<0.000066	0.000221 J	<0.0000795	0.00215	<0.0000673	0.00028	<0.00001	0.00065	0.000049 J	0.00015
Fluorene	*0.98*	*2.9*	<0.0006	<0.0005	<0.0005	<0.0005	<0.000066	<0.0000673	<0.0000648	0.00149	<0.0000673	0.00011	<0.00003	0.00013	<0.000031	<0.00003
Naphthalene	*0.49*	*1.5*	<0.0006	<0.0005	<0.0005	<0.0005	<0.0000755	<0.0000769	<0.0000741	0.000343 J	<0.0000769	<0.00002	<0.00002	<0.00002	<0.000021	<0.00002
Nitrobenzene	*0.049*	*0.15*														
N-Nitrosodiphenylamine	*0.19*	*0.42*														
Pentachlorophenol	*0.001*	*0.001*														
Phenanthrene	*0.73*	*2.2*	<0.0005	<0.0005	<0.0005	<0.0005	<0.0000566	<0.0000577	<0.0000556	0.000384 J	<0.0000577	<0.000021	<0.000021	<0.000021	0.000067 J	<0.000021
Phenol	*7.3*	*22*								<0.0000377						
Pyrene	*0.73*	*2.2*	<0.0005	<0.0005	<0.0005	<0.0005	<0.000104	0.000115 J	<0.000102	0.00194	<0.000106	0.00023	<0.000019	0.00073	<0.00002	<0.000019
Metals																
Arsenic	*0.01*	*0.01*														

Notes:
1. All values in milligrams per liter (mg/L).
2. Concentrations > RAL and non-detects are highlighted light gray.
3. Concentrations > C/I AL and non-detects are highlighted dark gray
4. TRRP Protective Concentration Limits (PCLs) (30 TAC §350, Table 3), updated January 2021.
5. RAL = Residential Assessment Level, C/I = Commercial/Industrial
6. J = Estimated value, < = not detected at the specified detection limit.
7. MW-32A was screened in the B-CZ & replaced with MW-32AR
8. Based on historical data, MW-25A and MW-25C were likely mislabeled in March 2018 and results are provided correctly in this table.

TABLE 2
ANALYTICAL RESULTS SUMMARY (2008 - 2022)
CLASS 2 GROUNDWATER
HOUSTON, TX - WOOD PRESERVING WORKS

	Residential Assessment Level	*C/I PCL*	MW-11A 01/03/2018	MW-11A 07/18/2018	MW-11A 01/07/2019	MW-11A 07/02/2019	MW-11A 01/14/2020	MW-11A 07/14/2020	MW-11A 01/06/2021	MW-11A 07/06/2021	MW-11A 01/03/2022	MW-11B 01/28/2008	MW-11B 07/16/2008	MW-11B 01/22/2009	MW-11B 07/22/2009	MW-11B 01/21/2010	MW-11B 07/13/2010
Volatile Organic Compounds																	
1,2-Dichloroethane	*0.005*	*0.005*											<0.00052				
Benzene	*0.005*	*0.005*											<0.00025				
Chlorobenzene	*0.1*	*0.1*											<0.00047				
Ethylbenzene	*0.7*	*0.7*											<0.00025				
Methylene chloride	*0.005*	*0.005*											<0.00054				
Toluene	*1*	*1*											<0.00041				
Vinyl chloride	*0.002*	*0.002*															
Xylenes (total)	*10*	*10*											<0.00127				
Semivolatile Organic Compounds																	
1,2-Diphenylhydrazine	*0.0011*	*0.0026*															
2,4-Dimethylphenol	*0.49*	*1.5*							0.00033	0.00012							
2,4-Dinitrotoluene	*0.0013*	*0.003*															
2,6-Dinitrotoluene	*0.0013*	*0.003*															
2-Chloronaphthalene	*2*	*5.8*															
2-Methylnaphthalene	*0.098*	*0.29*	<0.000019	<0.000019	<0.000019	<0.000019	<0.000019	<0.000019	<0.000019	<0.000019	<0.000019						
4,6-Dinitro-2-methylphenol	*0.0024*	*0.0073*															
4-Nitrophenol	*0.049*	*0.15*															
Acenaphthene	*1.5*	*4.4*	<0.000027	0.0017	<0.000027	0.00025	<0.000027	<0.000027	0.00012	<0.000027	0.00016	0.0649	0.12	0.072	0.12	0.048	0.11
Acenaphthylene	*1.5*	*4.4*	<0.000015	<0.000015	<0.000015	<0.000015	<0.000015	<0.000015	<0.000015	<0.000015	<0.000015	<0.00028	0.00126	<0.0007	0.0015 J	0.0013 J	<0.0005
Anthracene	*7.3*	*22*	<0.000014	0.00019	0.00013	0.000097 J	<0.000014	<0.000014	0.0001	<0.000014	<0.000014	0.00236	0.00472	0.0022 J	0.0043 J	0.0011 J	0.0055
Benzo(a)anthracene	*0.0091*	*0.02*															
Benzo(a)pyrene	*0.0002*	*0.0002*															
bis(2-Chloroethoxy)methane	*0.00083*	*0.0019*															
bis(2-Ethylhexyl)phthalate (DEHP)	*0.006*	*0.006*	<0.000073	0.0007	<0.000075	<0.00007	<0.000037	<0.000037	<0.000037	<0.000079	<0.000072	0.00021 J	<0.00021	<0.0012	<0.0033	<0.0033	<0.0033
Chrysene	*0.91*	*2*															
Dibenzofuran	*0.098*	*0.29*	<0.00002	0.00027	<0.00002	<0.00002	<0.00002	<0.00002	<0.00002	<0.00002	<0.00002	0.0273	0.0649	0.031	0.054	0.012	0.048
Di-n-butylphthalate (DBP)	*2.4*	*7.3*										<0.00019	<0.00021	<0.0007	<0.0005	<0.0005	<0.0005
Fluoranthene	*0.98*	*2.9*	<0.00001	0.00023	<0.00001	0.000018 J	<0.00001	<0.00001	<0.00001	<0.00001	<0.00001	0.00175	0.00383	0.0018 J	0.0036 J	0.0014 J	0.0046 J
Fluorene	*0.98*	*2.9*	<0.00003	0.00083	<0.00003	<0.00003	<0.00003	<0.00003	<0.00003	<0.00003	<0.00003	0.0297	0.0578	0.032	0.053	0.013	0.056
Naphthalene	*0.49*	*1.5*	<0.00002	0.00012	<0.00002	0.000041 J	<0.00002	<0.00002	<0.00002	<0.000074	<0.00002	0.0354	0.0772	<0.0008	0.048	<0.0006	0.0068
Nitrobenzene	*0.049*	*0.15*															
N-Nitrosodiphenylamine	*0.19*	*0.42*															
Pentachlorophenol	*0.001*	*0.001*															
Phenanthrene	*0.73*	*2.2*	<0.000021	0.000086 J	<0.000021	<0.000021	<0.000021	<0.000021	<0.000021	<0.000021	<0.000021						
Phenol	*7.3*	*22*										<0.00019	<0.00021	<0.0015	<0.0005	<0.0005	<0.0005
Pyrene	*0.73*	*2.2*	<0.000019	0.00022	<0.000019	0.000031 J	<0.000019	<0.000019	<0.000019	0.000025 J	<0.000019	0.000848	0.00163	<0.0009	0.002 J	<0.0005	0.0022 J
Metals																	
Arsenic	*0.01*	*0.01*															

Notes:
1. All values in milligrams per liter (mg/L).
2. Concentrations > RAL and non-detects are highlighted light gray.
3. Concentrations > C/I AL and non-detects are highlighted dark gray
4. TRRP Protective Concentration Limits (PCLs) (30 TAC §350, Table 3), updated January 2021.
5. RAL = Residential Assessment Level, C/I = Commercial/Industrial
6. J = Estimated value, < = not detected at the specified detection limit.
7. MW-32A was screened in the B-CZ & replaced with MW-32AR
8. Based on historical data, MW-25A and MW-25C were likely mislabeled in March 2018 and results are provided correctly in this table.

TABLE 2
ANALYTICAL RESULTS SUMMARY (2008 - 2022)
CLASS 2 GROUNDWATER
HOUSTON, TX - WOOD PRESERVING WORKS

	Residential Assessment Level	***C/I PCL***	MW-11B 01/11/2011	MW-11B 07/12/2011	MW-11B 01/30/2012	MW-11B 07/10/2012	MW-11B 01/09/2013	MW-11B 07/11/2013	MW-11B 01/08/2014	MW-11B 07/02/2014	MW-11B 01/07/2015	MW-11B 07/07/2015	MW-11B 01/12/2016	MW-11B 07/07/2016	MW-11B 01/11/2017	MW-11B 07/12/2017
Volatile Organic Compounds																
1,2-Dichloroethane	*0.005*	*0.005*														
Benzene	*0.005*	*0.005*														
Chlorobenzene	*0.1*	*0.1*														
Ethylbenzene	*0.7*	*0.7*														
Methylene chloride	*0.005*	*0.005*														
Toluene	*1*	*1*														
Vinyl chloride	*0.002*	*0.002*														
Xylenes (total)	*10*	*10*														
Semivolatile Organic Compounds																
1,2-Diphenylhydrazine	*0.0011*	*0.0026*														
2,4-Dimethylphenol	*0.49*	*1.5*														
2,4-Dinitrotoluene	*0.0013*	*0.003*														
2,6-Dinitrotoluene	*0.0013*	*0.003*														
2-Chloronaphthalene	*2*	*5.8*														
2-Methylnaphthalene	*0.098*	*0.29*								0.0131						
4,6-Dinitro-2-methylphenol	*0.0024*	*0.0073*														
4-Nitrophenol	*0.049*	*0.15*														
Acenaphthene	*1.5*	*4.4*	0.039	0.084	0.025	0.1	0.0631	0.108	<0.00037	0.0953	0.0472	0.057	<0.000027	0.039	<0.000027	0.043
Acenaphthylene	*1.5*	*4.4*	0.0012 J	0.0012 J	0.0011 J	0.0013 J	0.00136	0.00119	<0.00102	0.00166	0.00113	0.00065	<0.000015	0.00031	<0.000015	0.00032
Anthracene	*7.3*	*22*	<0.0006	0.0054	<0.0005	0.0055	0.000168 J	0.00321	<0.00242	0.00375	0.000945	0.0025	0.00011	0.0018	0.00011	0.0022
Benzo(a)anthracene	*0.0091*	*0.02*														
Benzo(a)pyrene	*0.0002*	*0.0002*														
bis(2-Chloroethoxy)methane	*0.00083*	*0.0019*														
bis(2-Ethylhexyl)phthalate (DEHP)	*0.006*	*0.006*	<0.0033	<0.0005	<0.0005	<0.0005	0.00195	<0.000356	0.000493 J	<0.000349	<0.000356	<0.00019	<0.00019	0.00018 J	0.00017 J	<0.000037
Chrysene	*0.91*	*2*														
Dibenzofuran	*0.098*	*0.29*	0.006	0.038	<0.0005	0.04	0.00352	0.0231	<0.0111	0.0199	0.00472	0.014	<0.00002	0.0082	0.000055 J	0.0055
Di-n-butylphthalate (DBP)	*2.4*	*7.3*	<0.0005	<0.0005	<0.0005	<0.0005	<0.000104	<0.000106	0.000317 J	0.000109 J	<0.000106	<0.000044	<0.00002	<0.00002	<0.00002	<0.00002
Fluoranthene	*0.98*	*2.9*	0.0015 J	0.0046 J	0.0013 J	0.0053	0.00307	0.00383	<0.00267	0.00417	0.00201	0.0034	0.00011	0.0025	0.00021	0.0029
Fluorene	*0.98*	*2.9*	0.0038 J	0.046	<0.0005	0.054	0.00205	0.0388	<0.0195	0.0339	0.00867	0.025	<0.00003	0.019	<0.00003	0.025
Naphthalene	*0.49*	*1.5*	<0.0006	0.06	<0.0005	0.004 J	<0.0000755	0.00535	0.000382 J	0.0135	<0.0000769	0.0021	<0.00002	0.0082	<0.00002	0.0019
Nitrobenzene	*0.049*	*0.15*														
N-Nitrosodiphenylamine	*0.19*	*0.42*														
Pentachlorophenol	*0.001*	*0.001*														
Phenanthrene	*0.73*	*2.2*								0.012						
Phenol	*7.3*	*22*	<0.0005	<0.0005	<0.0005	<0.0005	<0.0000377	<0.0000385	<0.000037	<0.0000377	<0.0000385	<0.000035	<0.000035	<0.000035	<0.000035	<0.000035
Pyrene	*0.73*	*2.2*	<0.0005	0.0024 J	<0.0005	0.0024 J	0.00154	0.00196	<0.00126	0.00213	0.000935	0.0017	0.00032	0.0012	0.00013	0.0015
Metals																
Arsenic	*0.01*	*0.01*														

Notes:
1. All values in milligrams per liter (mg/L).
2. Concentrations > RAL and non-detects are highlighted light gray.
3. Concentrations > C/I AL and non-detects are highlighted dark gray
4. TRRP Protective Concentration Limits (PCLs) (30 TAC §350, Table 3), updated January 2021.
5. RAL = Residential Assessment Level, C/I = Commercial/Industrial
6. J = Estimated value, < = not detected at the specified detection limit.
7. MW-32A was screened in the B-CZ & replaced with MW-32AR
8. Based on historical data, MW-25A and MW-25C were likely mislabeled in March 2018 and results are provided correctly in this table.

TABLE 2
ANALYTICAL RESULTS SUMMARY (2008 - 2022)
CLASS 2 GROUNDWATER
HOUSTON, TX - WOOD PRESERVING WORKS

	Residential Assessment Level	***C/I PCL***	MW-11B 01/03/2018	MW-11B 07/18/2018	MW-11B 01/07/2019	MW-11B 07/02/2019	MW-11B 07/30/2019	MW-11B 10/17/2019	MW-11B 01/14/2020	MW-11B 07/14/2020	MW-11B 01/06/2021	MW-11B 07/06/2021	MW-11B 08/04/2021	MW-11B 01/03/2022	MW-12A 01/30/2008	MW-12A 07/15/2008	MW-12A 02/04/2009
Volatile Organic Compounds																	
1,2-Dichloroethane	*0.005*	*0.005*													<0.00052	<0.00052	<0.0005
Benzene	*0.005*	*0.005*													<0.00025	<0.00025	0.00073 J
Chlorobenzene	*0.1*	*0.1*													<0.00047	<0.00047	<0.0005
Ethylbenzene	*0.7*	*0.7*													0.00718	<0.00025	0.0059
Methylene chloride	*0.005*	*0.005*													<0.00054	<0.00054	<0.0005
Toluene	*1*	*1*													<0.00041	<0.00041	0.00079 J
Vinyl chloride	*0.002*	*0.002*															
Xylenes (total)	*10*	*10*													0.0105 J	<0.00127	0.012 J
Semivolatile Organic Compounds																	
1,2-Diphenylhydrazine	*0.0011*	*0.0026*													<0.00008	<0.00008	<0.0001
2,4-Dimethylphenol	*0.49*	*1.5*													<0.0003	<0.00029	<0.00008
2,4-Dinitrotoluene	*0.0013*	*0.003*													<0.0002	<0.00019	<0.00009
2,6-Dinitrotoluene	*0.0013*	*0.003*													<0.0002	<0.00019	<0.00007
2-Chloronaphthalene	*2*	*5.8*													<0.0004	<0.00039	<0.00012
2-Methylnaphthalene	*0.098*	*0.29*											0.04		**0.174**	**0.332**	**0.22**
4,6-Dinitro-2-methylphenol	*0.0024*	*0.0073*													<0.0002	<0.00049	<0.00008
4-Nitrophenol	*0.049*	*0.15*													<0.00025	<0.00024	<0.00007
Acenaphthene	*1.5*	*4.4*	<0.000027	0.074	0.015	0.13			0.033	0.067	0.034	0.097	0.06	0.054	0.173	0.331	0.25
Acenaphthylene	*1.5*	*4.4*	<0.000015	0.00063	0.00054	0.0013			0.0016	0.00094	0.00075	0.00089	0.00079	0.00064	<0.0003	0.00276	0.0036
Anthracene	*7.3*	*22*	0.0001	0.0037	0.00021	0.0045			<0.000014	0.0037	0.001	0.0045	0.005	0.0014	0.0103	0.0137	0.0099
Benzo(a)anthracene	*0.0091*	*0.02*													0.00028 J	0.00026 J	<0.00007
Benzo(a)pyrene	*0.0002*	*0.0002*													<0.0002	<0.00019	<0.00008
bis(2-Chloroethoxy)methane	*0.00083*	*0.0019*													<0.0004	<0.00039	<0.00009
bis(2-Ethylhexyl)phthalate (DEHP)	*0.006*	*0.006*	<0.0001	<0.000037	<0.000085	<0.00026			0.000095 J	0.000064 J	<0.000066	<0.00013	0.00024	<0.000093	0.0013 J	0.00033 J	0.00031
Chrysene	*0.91*	*2*													0.00024 J	0.00021 J	<0.00007
Dibenzofuran	*0.098*	*0.29*	<0.00002	0.032	<0.00002	0.051			<0.00002	0.024	0.0057	0.034	0.026	0.009	**0.125**	**0.212**	**0.18**
Di-n-butylphthalate (DBP)	*2.4*	*7.3*	<0.000045	<0.00002	<0.00002	<0.00002			<0.00002	<0.00002	<0.00002	<0.00002	<0.00002	<0.00002	<0.0002	<0.00019	<0.00007
Fluoranthene	*0.98*	*2.9*	<0.00001	0.0043	0.0025	0.005			0.0024	0.0045	0.0023	0.0055	0.0065	0.0029	0.00693	0.0123	0.0061
Fluorene	*0.98*	*2.9*	<0.00003	0.048	0.00015	0.061			0.00035	0.035	0.0077	0.045	0.041	0.017	0.112	0.475	0.15
Naphthalene	*0.49*	*1.5*	<0.00002	0.34	<0.00002	**0.7**	**1.1**	**0.6**	<0.00002	0.3	0.0016	**0.5**	0.48	0.0021	**2.27**	**1.47**	**2.6**
Nitrobenzene	*0.049*	*0.15*													<0.0004	<0.00039	<0.00009
N-Nitrosodiphenylamine	*0.19*	*0.42*													<0.00025	<0.00024	<0.00009
Pentachlorophenol	*0.001*	*0.001*													<0.0002	<0.00019	<0.00008
Phenanthrene	*0.73*	*2.2*											0.019		0.0833	0.372	0.1
Phenol	*7.3*	*22*	<0.000035	<0.000035	<0.000035	<0.000035			<0.000035	<0.000035	<0.000035	<0.000035	<0.000035	<0.000035	<0.0002	<0.00019	<0.00007
Pyrene	*0.73*	*2.2*	<0.000019	0.0023	0.0017	0.0027			0.0023	0.0027	0.0014	0.0029	0.0043	0.0017	0.00358	0.00518	0.0025
Metals																	
Arsenic	*0.01*	*0.01*															

Notes:
1. All values in milligrams per liter (mg/L).
2. Concentrations > RAL and non-detects are highlighted light gray.
3. Concentrations > C/I AL and non-detects are highlighted dark gray
4. TRRP Protective Concentration Limits (PCLs) (30 TAC §350, Table 3), updated January 2021.
5. RAL = Residential Assessment Level, C/I = Commercial/Industrial
6. J = Estimated value, < = not detected at the specified detection limit.
7. MW-32A was screened in the B-CZ & replaced with MW-32AR
8. Based on historical data, MW-25A and MW-25C were likely mislabeled in March 2018 and results are provided correctly in this table.

TABLE 2
ANALYTICAL RESULTS SUMMARY (2008 - 2022)
CLASS 2 GROUNDWATER
HOUSTON, TX - WOOD PRESERVING WORKS

	Residential Assessment Level	***C/I PCL***	MW-12A 01/19/2010	MW-12A 06/22/2010	MW-12A 01/18/2011	MW-12A 07/26/2011	MW-12A 02/01/2012	MW-12A 07/19/2012	MW-12A 02/05/2013	MW-12A 07/31/2013	MW-12A 01/14/2014	MW-12A 07/25/2014	MW-12A 01/23/2018	MW-12A 03/19/2018	MW-12A 05/16/2018	MW-12A 01/09/2019
Volatile Organic Compounds																
1,2-Dichloroethane	*0.005*	*0.005*	<0.0005	<0.0005	<0.0005	<0.001	<0.001	<0.0025	<0.00014	<0.00014	<0.00014	<0.00014	<0.0002	<0.0002	<0.0002	<0.0002
Benzene	*0.005*	*0.005*	<0.0005	<0.0005	<0.0005	<0.001	<0.001	<0.0025	0.000237 J	0.0000957 J	0.00048 J	0.000122 J	<0.0002	<0.0002	<0.0002	<0.0002
Chlorobenzene	*0.1*	*0.1*	<0.0005	<0.0005	<0.0005	<0.001	<0.001	<0.0025	<0.00012	<0.00012	<0.00012	<0.00012	<0.0003	<0.0003	<0.0003	<0.0003
Ethylbenzene	*0.7*	*0.7*	0.0029 J	0.00056 J	0.0014 J	0.0015 J	0.0042 J	<0.0025	0.000521 J	0.000774 J	0.000257 J	0.000403 J	<0.0003	<0.0003	<0.0003	<0.0003
Methylene chloride	*0.005*	*0.005*	<0.0005	<0.0005	<0.0005	<0.0013	<0.0013	**0.0087 J**	<0.00015	<0.00015	<0.00015	<0.00015	<0.001	<0.001	<0.001	<0.001
Toluene	*1*	*1*	<0.0005	<0.0005	<0.0005	<0.001	<0.001	<0.0025	<0.00015	<0.000166	<0.00015	<0.00015	<0.0002	<0.0002	<0.0002	<0.0002
Vinyl chloride	*0.002*	*0.002*							<0.00011			<0.00011				
Xylenes (total)	*10*	*10*	0.0056 J	0.0026 J	0.0025 J	<0.0031	0.0048 J	<0.0075	0.00197 J	0.00217 J	0.00145 J	0.00165 J	0.0023	0.00076 J	0.00076 J	<0.0003
Semivolatile Organic Compounds																
1,2-Diphenylhydrazine	*0.0011*	*0.0026*	<0.0001	<0.0001	<0.0001	<0.00005	<0.00005	<0.00005	<0.000104	<0.000105	**<0.00529**	<0.000107	<0.000021	<0.000021	<0.000021	<0.000021
2,4-Dimethylphenol	*0.49*	*1.5*	<0.00008	<0.00008	0.0001 J	<0.00005	<0.00005	0.000056 J	<0.000292	<0.000295	<0.0149	<0.000301	<0.00004	<0.00004	<0.00004	<0.00004
2,4-Dinitrotoluene	*0.0013*	*0.003*	<0.00009	<0.00009	<0.00009	<0.00005	<0.00005	<0.00005	<0.000123	<0.000124	**<0.00625**	<0.000126	<0.000058	<0.000058	<0.000058	<0.000058
2,6-Dinitrotoluene	*0.0013*	*0.003*	<0.00007	<0.00007	<0.00007	<0.00006	<0.00006	<0.00006	<0.0000755	<0.0000762	**<0.00385**	<0.0000777	<0.000042	<0.000042	<0.000042	<0.000042
2-Chloronaphthalene	*2*	*5.8*	<0.0001	<0.0001	<0.0001	<0.00005	<0.00005	<0.00005	<0.0000755	<0.0000762	<0.00385	<0.0000777	<0.000021	<0.000021	<0.000021	<0.000021
2-Methylnaphthalene	*0.098*	*0.29*	**0.15**	**0.15**	0.033	0.014	0.061	**0.17**	0.0477	**0.306**	0.0386	**0.121**	0.067	0.008	0.005	<0.000019
4,6-Dinitro-2-methylphenol	*0.0024*	*0.0073*	<0.00008	<0.00008	<0.00008	<0.00008	<0.00008	<0.00008	<0.000783	<0.00079	**<0.0399**	<0.000806	<0.00002	<0.00002	<0.00002	<0.00002
4-Nitrophenol	*0.049*	*0.15*	<0.00007	<0.00007	<0.00007	<0.00005	<0.00005	<0.00005	<0.000528	<0.000533	<0.0269	<0.000544	<0.000047	<0.000047	<0.000047	<0.000047
Acenaphthene	*1.5*	*4.4*	0.19	0.21	0.19	0.038	0.13	0.2	0.253	0.428	0.342	0.292	0.26	0.23	0.17	<0.000027
Acenaphthylene	*1.5*	*4.4*	0.0026	0.0019	0.0016	<0.00005	0.0015	0.0015	<0.0000566	<0.0000571	<0.00288	0.00225	<0.000015	0.0017	0.0015	<0.000015
Anthracene	*7.3*	*22*	0.0093	0.011	0.012	0.0017	0.028	0.023	0.0179	0.0222	0.0325	0.0179	0.016	0.019	0.014	<0.000014
Benzo(a)anthracene	*0.0091*	*0.02*	<0.00007	<0.00007	0.00082	<0.00005	<0.00005	0.00011 J	0.000221 J	0.000226 J	<0.00385	0.000268 J	0.00016	0.00026	0.00011	<0.00005
Benzo(a)pyrene	*0.0002*	*0.0002*	<0.00008	<0.00008	**0.0003**	<0.00005	<0.00005	<0.00005	<0.0000755	<0.0000762	**<0.00385**	<0.0000777	<0.00002	<0.00002	<0.00002	<0.00002
bis(2-Chloroethoxy)methane	*0.00083*	*0.0019*	<0.00009	<0.00009	<0.00009	<0.00005	<0.00005	<0.00005	<0.000123	<0.000124	**<0.00625**	<0.000126	<0.00003	<0.00003	<0.00003	<0.00003
bis(2-Ethylhexyl)phthalate (DEHP)	*0.006*	*0.006*	0.0006	<0.0002	0.00036	0.00017 J	<0.00027	<0.00012	<0.000349	<0.000352	**<0.0178**	0.000679	<0.00011	0.0002 J	0.00013 J	<0.000037
Chrysene	*0.91*	*2*	<0.00007	<0.00007	0.00074	<0.00005	<0.00005	0.00013 J	0.000186 J	0.000231 J	<0.00385	0.000241 J	0.00015	0.00022	0.00011	<0.000021
Dibenzofuran	*0.098*	*0.29*	**0.14**	**0.18**	**0.15**	0.025	**0.13**	**0.16**	**0.17**	**0.317**	**0.22**	**0.193**	**0.2**	**0.15**	**0.11**	0.000031 J
Di-n-butylphthalate (DBP)	*2.4*	*7.3*	<0.00007	<0.00007	<0.00007	<0.00005	<0.00005	<0.00005	<0.000104	<0.00024	<0.00529	0.000797	<0.00002	<0.00002	<0.00002	<0.00002
Fluoranthene	*0.98*	*2.9*	0.0059	0.0064	0.0086	0.0017	0.0031	0.007	0.0111	0.0181	0.018 J	0.0132	0.013	0.0097	0.0084	<0.00001
Fluorene	*0.98*	*2.9*	0.13	0.16	0.14	0.025	0.067	0.15	0.17	0.316	0.245	0.202	0.21	0.17	0.13	<0.00003
Naphthalene	*0.49*	*1.5*	**1.7**	**0.6**	0.22	0.05	**1.5**	0.36	0.0828 J	**0.661**	0.0338 J	0.075	0.012	0.0014	<0.0021	<0.00026
Nitrobenzene	*0.049*	*0.15*	<0.00009	<0.00009	<0.00009	<0.00005	<0.00005	<0.00005	<0.000104	<0.000105	<0.00529	<0.000107	<0.000024	<0.000024	<0.000024	<0.000024
N-Nitrosodiphenylamine	*0.19*	*0.42*	<0.00009	<0.00009	<0.00009	<0.00005	<0.00005	<0.00005	<0.0000943	<0.0000952	<0.00481	<0.0000971	<0.000025	<0.000025	<0.000025	<0.000025
Pentachlorophenol	*0.001*	*0.001*	<0.00008	<0.00008	<0.00008	<0.00005	<0.00005	<0.00005	<0.000575	<0.000581	**<0.0293**	<0.000592	<0.000079	<0.000079	<0.000079	<0.000079
Phenanthrene	*0.73*	*2.2*	0.087	0.091	0.061	0.015	0.078	0.12	0.13	0.234	0.192	0.162	0.13	0.13	0.093	<0.000021
Phenol	*7.3*	*22*	<0.00007	<0.00007	<0.00007	<0.00005	<0.00005	<0.00005	0.000101 J	<0.0000381	<0.00192	<0.0000388	<0.000035	<0.000035	<0.000035	<0.000035
Pyrene	*0.73*	*2.2*	0.0029	0.0025	0.0044	0.00068	0.0026	0.0036	0.00515	0.00818	0.00759 J	0.00649	0.0064	0.0049	0.0042	<0.000019
Metals																
Arsenic	*0.01*	*0.01*											**0.017**	0.00133 J	0.00093 J	0.00192 J

Notes:

1. All values in milligrams per liter (mg/L).
2. Concentrations > RAL and non-detects are highlighted light gray.
3. Concentrations > C/I AL and non-detects are highlighted dark gray
4. TRRP Protective Concentration Limits (PCLs) (30 TAC §350, Table 3), updated January 2021.
5. RAL = Residential Assessment Level, C/I = Commercial/Industrial
6. J = Estimated value, < = not detected at the specified detection limit.
7. MW-32A was screened in the B-CZ & replaced with MW-32AR
8. Based on historical data, MW-25A and MW-25C were likely mislabeled in March 2018 and results are provided correctly in this table.

TABLE 2
ANALYTICAL RESULTS SUMMARY (2008 - 2022)
CLASS 2 GROUNDWATER
HOUSTON, TX - WOOD PRESERVING WORKS

	Residential Assessment Level	***C/I PCL***	MW-12A 07/11/2019	MW-12A 01/13/2020	MW-12A 07/17/2020	MW-12A 01/13/2021	MW-12A 07/08/2021	MW-12A 01/20/2022	MW-12B 01/31/2008 DNAPL	MW-12B 01/23/2020 DNAPL	MW-12B 07/29/2020 DNAPL	MW-12B 01/28/2021	MW-12B 07/28/2021	MW-12B 01/27/2022	MW-12C 01/30/2008	MW-12C 07/15/2008	MW-12C 02/04/2009
Volatile Organic Compounds																	
1,2-Dichloroethane	*0.005*	*0.005*	<0.0002	<0.0002	<0.0002	<0.0002	<0.0002	<0.0002	<0.00052	<0.005	<0.0002	<0.0002	<0.0002	<0.002	<0.00052	<0.00052	<0.0005
Benzene	*0.005*	*0.005*	<0.0002	<0.0002	<0.0002	<0.0002	<0.0002	<0.0002	0.00344 J	**0.03**	0.0027	0.0017	0.0017	<0.002	<0.00025	<0.00025	<0.0005
Chlorobenzene	*0.1*	*0.1*	<0.0003	<0.0003	<0.0003	<0.0003	<0.0003	<0.0003	<0.00047	<0.0075	<0.0003	<0.0003	<0.0003	<0.003	<0.00047	<0.00047	<0.0005
Ethylbenzene	*0.7*	*0.7*	<0.0003	<0.0003	<0.0003	<0.0003	<0.0003	<0.0003	0.0125	0.014 J	0.012	0.0073	0.0083	0.0072 J	<0.00025	<0.00025	<0.0005
Methylene chloride	*0.005*	*0.005*	<0.001	<0.001	<0.001	<0.001	<0.001	<0.001	<0.00054	**<0.025**	<0.001	<0.001	<0.001	**<0.01**	<0.00054	<0.00054	<0.0005
Toluene	*1*	*1*	<0.0002	<0.0002	<0.0002	<0.0002	<0.0002	<0.0002	0.00515	<0.005	0.0025	0.0013	0.0012	<0.002	<0.00041	<0.00041	<0.0005
Vinyl chloride	*0.002*	*0.002*								**<0.005**							
Xylenes (total)	*10*	*10*	0.0006 J	<0.0003	<0.0003	<0.0003	<0.0003	<0.0003	0.0264	<0.0075	0.019	0.01	0.011	<0.003	<0.00127	<0.00127	<0.001
Semivolatile Organic Compounds																	
1,2-Diphenylhydrazine	*0.0011*	*0.0026*	<0.000021	<0.000021	<0.000021	<0.000021	<0.000021	<0.000021	<0.0008	**<0.0021**	<0.00021	<0.00021	<0.00021	<0.00021	<0.00008	<0.00008	<0.0001
2,4-Dimethylphenol	*0.49*	*1.5*	<0.00004	<0.00004	<0.00004	<0.00004	<0.00004	<0.00004	<0.0029	<0.004	<0.0004	<0.0004	0.00062 J	**0.52**	<0.00031	<0.00032	<0.00008
2,4-Dinitrotoluene	*0.0013*	*0.003*	<0.000058	<0.000058	<0.000058	<0.000058	<0.000058	<0.000058	**<0.0019**	**<0.0058**	<0.00058	<0.00058	<0.00058	<0.00058	<0.0002	<0.00021	<0.00009
2,6-Dinitrotoluene	*0.0013*	*0.003*	<0.000042	<0.000042	<0.000042	<0.000042	<0.000042	<0.000042	**<0.0019**	**<0.0042**	0.00051 J	<0.00042	<0.00042	<0.00042	<0.0002	<0.00021	<0.00007
2-Chloronaphthalene	*2*	*5.8*	<0.000021	<0.000021	<0.000021	<0.000021	<0.000021	<0.000021	<0.0038	<0.0021	<0.00021	<0.00021	<0.00021	<0.00021	<0.00041	<0.00042	<0.00012
2-Methylnaphthalene	*0.098*	*0.29*	0.013	0.0023	0.012	0.013	0.041	0.018	**0.508**	**320 J**	**0.84**	0.02	**0.12**	**0.33**	<0.00041	<0.00042	0.00045
4,6-Dinitro-2-methylphenol	*0.0024*	*0.0073*	<0.00002	<0.00002	<0.00002	<0.00002	<0.00002	<0.00002	<0.0019	<0.002	<0.0002	<0.0002	<0.0002	<0.0002	<0.0002	<0.00053	<0.00008
4-Nitrophenol	*0.049*	*0.15*	<0.000047	<0.000047	<0.000047	<0.000047	<0.000047	<0.000047	<0.0024	<0.0047	<0.00047	<0.00047	<0.00047	<0.00047	<0.00026	<0.00026	<0.00007
Acenaphthene	*1.5*	*4.4*	0.19	0.28	0.093	0.24	0.22	0.095	0.336	**350**	0.82	0.096	0.21	0.27	<0.00031	<0.00032	0.00052
Acenaphthylene	*1.5*	*4.4*	0.0013	0.0012	0.00096	0.0017	0.0017	0.0013	0.0127	**5.7**	0.015	0.0033	0.0074	0.011	<0.00031	<0.00032	<0.00006
Anthracene	*7.3*	*22*	0.0087	0.0097	0.0076	0.018	0.018	0.009	0.0267	**160**	0.4	0.033	0.063	0.043	<0.0002	<0.00021	<0.00007
Benzo(a)anthracene	*0.0091*	*0.02*	0.00041	0.00015	0.00015	0.00023	0.00031	0.00015	0.00746	**79**	**0.23**	**0.021**	**0.031**	**0.037**	<0.0002	<0.00021	<0.00007
Benzo(a)pyrene	*0.0002*	*0.0002*	0.00012	<0.00002	0.000051 J	0.000034 J	0.00013	<0.00002	**<0.0019**	**22**	**0.041**	**0.0074**	**0.011**	**0.0092**	<0.0002	**<0.00021**	<0.00008
bis(2-Chloroethoxy)methane	*0.00083*	*0.0019*	<0.00003	<0.00003	<0.00003	<0.00003	<0.00003	<0.00003	**<0.0038**	**<0.003**	<0.0003	<0.0003	<0.0003	<0.0003	<0.00041	<0.00042	<0.00009
bis(2-Ethylhexyl)phthalate (DEHP)	*0.006*	*0.006*	0.00031	0.00011 J	<0.00013	0.00014 J	<0.00038	<0.000037	<0.0019	<0.0037	<0.00037	<0.00037	<0.00037	<0.00037	0.00114 J	<0.00021	0.0003
Chrysene	*0.91*	*2*	0.00034	0.00015	0.00015	0.00019	0.00032	0.00018	0.00596	**64**	0.19	0.018	0.037	0.035	<0.0002	<0.00021	<0.00007
Dibenzofuran	*0.098*	*0.29*	**0.14**	**0.23**	0.064	**0.16**	**0.17**	0.067	**0.204**	**320**	**0.76**	0.049	**0.15**	**0.26**	<0.00031	<0.00032	0.0004
Di-n-butylphthalate (DBP)	*2.4*	*7.3*	<0.00002	<0.00002	<0.000042	0.00022	0.000063 J	<0.00002	<0.0019	<0.002	<0.0002	<0.0002	<0.0002	<0.0002	<0.0002	<0.00021	<0.00007
Fluoranthene	*0.98*	*2.9*	0.0097	0.0067	0.0089	0.015	0.018	0.0079	0.0508	**520**	**1.2**	0.15	0.24	0.44	<0.0002	<0.00021	<0.00007
Fluorene	*0.98*	*2.9*	0.16	0.28	0.078	0.21	0.21	0.084	0.196	**420**	0.96	0.11	0.25	0.28	<0.0002	<0.00021	0.00037
Naphthalene	*0.49*	*1.5*	<0.0012	<0.00051	0.00048	0.00067	0.0011	0.00036	**5.55**	**760**	**2.4**	0.017	0.18	**2.4**	0.000734	0.000833	0.003
Nitrobenzene	*0.049*	*0.15*	<0.000024	<0.000024	<0.000024	<0.000024	<0.000024	<0.000024	<0.0038	<0.0024	<0.00024	<0.00024	<0.00024	<0.00024	<0.00041	<0.00042	<0.00009
N-Nitrosodiphenylamine	*0.19*	*0.42*	<0.000025	<0.000025	<0.000025	<0.000025	<0.000025	<0.000025	<0.0024	<0.0025	<0.00025	<0.00025	<0.00025	<0.00025	<0.00026	<0.00026	<0.00009
Pentachlorophenol	*0.001*	*0.001*	<0.000079	<0.000079	<0.000079	<0.000079	<0.000079	<0.000079	**<0.0019**	**<0.0079**	<0.00079	<0.00079	<0.00079	<0.00079	<0.0002	<0.00021	<0.00008
Phenanthrene	*0.73*	*2.2*	0.063	0.082	0.041	0.09	0.096	0.038	0.322	**1200**	**2.6**	0.28	0.49	0.71	<0.0002	<0.00021	0.00048
Phenol	*7.3*	*22*	<0.000035	<0.000035	<0.000035	<0.000035	<0.000035	<0.000035	<0.0019	<0.0035	<0.00035	**.0015 J**	0.0029	0.46	<0.0002	<0.00021	<0.00007
Pyrene	*0.73*	*2.2*	0.0047	0.0031	0.0044	0.0073	0.0076	0.0059	0.033	**330**	**0.74**	0.08	0.15	0.14	<0.0002	<0.00021	<0.00007
Metals																	
Arsenic	*0.01*	*0.01*	0.00192 J	0.00134 J	<0.0004	<0.00124	<0.000669	0.000953 J		**0.0491 J**	**0.0195**	**0.0274**	**0.0427**	**0.0253**			

Notes:

1. All values in milligrams per liter (mg/L).
2. Concentrations > RAL and non-detects are highlighted light gray.
3. Concentrations > C/I AL and non-detects are highlighted dark gray
4. TRRP Protective Concentration Limits (PCLs) (30 TAC §350, Table 3), updated January 2021.
5. RAL = Residential Assessment Level, C/I = Commercial/Industrial
6. J = Estimated value, < = not detected at the specified detection limit.
7. MW-32A was screened in the B-CZ & replaced with MW-32AR
8. Based on historical data, MW-25A and MW-25C were likely mislabeled in March 2018 and results are provided correctly in this table.

TABLE 2
ANALYTICAL RESULTS SUMMARY (2008 - 2022)
CLASS 2 GROUNDWATER
HOUSTON, TX - WOOD PRESERVING WORKS

	Residential Assessment Level	***C/I PCL***	MW-12C 01/19/2010	MW-12C 06/22/2010	MW-12C 01/18/2011	MW-12C 07/26/2011	MW-12C 02/01/2012	MW-12C 07/19/2012	MW-12C 02/05/2013	MW-12C 07/31/2013	MW-12C 01/14/2014	MW-12C 07/25/2014	MW-12C 01/23/2018	MW-12C 03/19/2018	MW-12C 05/16/2018	MW-12C 01/09/2019
Volatile Organic Compounds																
1,2-Dichloroethane	*0.005*	*0.005*	<0.0005	<0.0005	<0.0005	<0.001	<0.001	<0.0005	<0.00014	<0.00014	<0.00014	<0.00014	<0.0002	<0.0002	<0.0002	<0.0002
Benzene	*0.005*	*0.005*	<0.0005	<0.0005	<0.0005	<0.001	<0.001	<0.0005	<0.00008	<0.00008	<0.00008	<0.00008	<0.0002	<0.0002	<0.0002	<0.0002
Chlorobenzene	*0.1*	*0.1*	<0.0005	<0.0005	<0.0005	<0.001	<0.001	<0.0005	<0.00012	<0.00012	<0.00012	<0.00012	<0.0003	<0.0003	<0.0003	<0.0003
Ethylbenzene	*0.7*	*0.7*	<0.0005	<0.0005	<0.0005	<0.0011	<0.0011	<0.0005	<0.000145	<0.00011	<0.00011	<0.00011	<0.0003	<0.0003	<0.0003	<0.0003
Methylene chloride	*0.005*	*0.005*	<0.0005	<0.0005	<0.0005	<0.0013	<0.0013	<0.001	<0.00015	<0.00015	<0.00015	<0.00015	<0.001	<0.001	<0.001	<0.001
Toluene	*1*	*1*	<0.0005	<0.0005	<0.0005	<0.001	<0.001	<0.0005	<0.00015	<0.00015	<0.00015	<0.00015	<0.0002	<0.0002	<0.0002	<0.0002
Vinyl chloride	*0.002*	*0.002*							<0.00011			<0.00011				
Xylenes (total)	*10*	*10*	<0.001	<0.001	<0.001	<0.0031	<0.0031	<0.0015	<0.00026	<0.00026	<0.00026	<0.00026	<0.0003	<0.0003	<0.0003	<0.0003
Semivolatile Organic Compounds																
1,2-Diphenylhydrazine	*0.0011*	*0.0026*	<0.0001	<0.0001	<0.0001	<0.00005	<0.00005	<0.00005	<0.000104	<0.000105	<0.000106	<0.000107	<0.000021	<0.000021	<0.000021	<0.000021
2,4-Dimethylphenol	*0.49*	*1.5*	<0.00008	<0.00008	<0.00008	<0.00005	<0.00005	<0.00005	<0.000292	<0.000295	<0.000298	<0.000301	<0.00004	<0.00004	<0.00004	<0.00004
2,4-Dinitrotoluene	*0.0013*	*0.003*	<0.00009	<0.00009	<0.00009	<0.00005	<0.00005	<0.00005	<0.000123	<0.000124	<0.000125	<0.000126	<0.000058	<0.000058	<0.000058	<0.000058
2,6-Dinitrotoluene	*0.0013*	*0.003*	<0.00007	<0.00007	<0.00007	<0.00006	<0.00006	<0.00006	<0.0000755	<0.0000762	<0.0000769	**0.209**	<0.000042	<0.000042	<0.000042	<0.000042
2-Chloronaphthalene	*2*	*5.8*	<0.0001	<0.0001	<0.0001	<0.00005	<0.00005	<0.00005	<0.0000755	<0.0000762	<0.0000769	<0.0000777	0.000079 J	<0.000021	<0.000021	<0.000021
2-Methylnaphthalene	*0.098*	*0.29*	0.00024	0.00011 J	0.00012 J	0.000099 J	<0.00005	0.000086 J	0.000146 J	0.000129 J	0.000164 J	<0.000146	0.000091 J	0.000092 J	0.000078 J	0.00039
4,6-Dinitro-2-methylphenol	*0.0024*	*0.0073*	<0.00008	<0.00008	<0.00008	<0.00008	<0.00008	<0.00008	<0.000783	<0.00079	<0.000798	<0.000806	<0.00002	<0.00002	<0.00002	<0.00002
4-Nitrophenol	*0.049*	*0.15*	<0.00007	<0.00007	<0.00007	<0.00005	<0.00005	<0.00005	<0.000528	<0.000533	<0.000538	<0.000544	<0.000047	<0.000047	<0.000047	<0.000047
Acenaphthene	*1.5*	*4.4*	0.00019 J	<0.00009	0.00012 J	<0.00005	<0.00005	0.00011 J	<0.0000755	<0.0000762	<0.0000769	<0.000114	0.0002	0.0001	<0.000027	0.093
Acenaphthylene	*1.5*	*4.4*	<0.00007	<0.00007	<0.00007	<0.00005	<0.00005	<0.00005	<0.0000566	<0.0000571	<0.0000577	<0.0000583	<0.000015	0.00064	<0.000015	0.00082
Anthracene	*7.3*	*22*	<0.00007	<0.00007	<0.00007	<0.00005	<0.00005	<0.00005	0.0000745 J	<0.0000476	<0.0000481	<0.0000485	<0.000014	<0.000014	<0.000014	0.0084
Benzo(a)anthracene	*0.0091*	*0.02*	<0.00007	<0.00007	<0.00007	<0.00005	<0.00005	<0.00005	<0.0000755	<0.0000762	<0.0000769	<0.0000777	<0.00005	<0.00005	<0.00005	0.00014
Benzo(a)pyrene	*0.0002*	*0.0002*	<0.00008	<0.00008	<0.00008	<0.00005	<0.00005	<0.00005	<0.0000755	<0.0000762	<0.0000769	<0.0000777	<0.00002	<0.00002	<0.00002	0.000041 J
bis(2-Chloroethoxy)methane	*0.00083*	*0.0019*	<0.00009	<0.00009	<0.00009	<0.00005	<0.00005	<0.00005	<0.000123	<0.000124	<0.000125	<0.000126	<0.00003	<0.00003	<0.00003	<0.00003
bis(2-Ethylhexyl)phthalate (DEHP)	*0.006*	*0.006*	0.00077	<0.00099	<0.0002	0.0004	<0.0001	<0.00011	<0.000349	<0.000352	<0.000356	<0.000359	<0.00009	0.00013 J	<0.000037	0.00011 J
Chrysene	*0.91*	*2*	<0.00007	<0.00007	<0.00007	<0.00005	<0.00005	<0.00005	<0.0000755	<0.0000762	<0.0000769	<0.0000777	<0.000021	<0.000021	<0.000021	0.00013
Dibenzofuran	*0.098*	*0.29*	0.00014 J	<0.00008	0.00011 J	<0.00005	<0.00005	0.000054 J	0.0000865 J	0.0000857 J	0.0000979 J	<0.000091	0.0001	<0.00002	0.000052 J	0.067
Di-n-butylphthalate (DBP)	*2.4*	*7.3*	<0.00007	<0.00007	<0.00007	<0.00005	<0.00005	<0.00005	<0.000104	<0.00011	<0.000106	<0.000107	0.000034 J	<0.00002	<0.00002	<0.00002
Fluoranthene	*0.98*	*2.9*	<0.00007	<0.00007	<0.00007	<0.00005	<0.00005	<0.00005	<0.000066	<0.0000667	<0.0000673	<0.000068	<0.00001	<0.00001	<0.00001	0.0071
Fluorene	*0.98*	*2.9*	0.00014 J	<0.00007	0.000099 J	0.000071 J	0.0001 J	0.000082 J	0.000149 J	0.000102 J	<0.0000673	<0.000068	<0.00003	<0.00003	0.000087 J	0.085
Naphthalene	*0.49*	*1.5*	0.0017	<0.00046	0.00099	0.00048	<0.00054	0.00052	0.000729	0.000585 J	<0.000853	<0.000598	0.00046	0.0003	<0.00061	<0.00017
Nitrobenzene	*0.049*	*0.15*	<0.00009	<0.00009	<0.00009	<0.00005	<0.00005	<0.00005	<0.000104	<0.000105	<0.000106	<0.000107	<0.000024	<0.000024	<0.000024	<0.000024
N-Nitrosodiphenylamine	*0.19*	*0.42*	<0.00009	<0.00009	<0.00009	<0.00005	<0.00005	<0.00005	<0.0000943	<0.0000952	<0.0000962	<0.0000971	<0.000025	<0.000025	<0.000025	<0.000025
Pentachlorophenol	*0.001*	*0.001*	<0.00008	<0.00008	0.00015 J	<0.00005	<0.00005	<0.00005	<0.000575	<0.000581	<0.000587	<0.000592	<0.000079	<0.000079	<0.000079	<0.000079
Phenanthrene	*0.73*	*2.2*	0.00015 J	<0.00007	0.00011 J	<0.00005	<0.00005	0.000059 J	<0.0000566	<0.0000571	<0.0000872	<0.0000808	0.000069 J	<0.000021	0.000048 J	0.052
Phenol	*7.3*	*22*	<0.00007	<0.00007	<0.00007	<0.00005	<0.00005	<0.00005	<0.0000377	<0.0000381	<0.0000385	<0.0000388	<0.000035	<0.000035	<0.000035	<0.000035
Pyrene	*0.73*	*2.2*	<0.00007	<0.00007	<0.00007	<0.00005	<0.00005	<0.00005	<0.000104	<0.000105	<0.000106	<0.000107	<0.000019	<0.000019	<0.000019	0.0031
Metals																
Arsenic	*0.01*	*0.01*											0.0025	0.00184 J	0.0017 J	0.000796 J

Notes:

1. All values in milligrams per liter (mg/L).
2. Concentrations > RAL and non-detects are highlighted light gray.
3. Concentrations > C/I AL and non-detects are highlighted dark gray
4. TRRP Protective Concentration Limits (PCLs) (30 TAC §350, Table 3), updated January 2021.
5. RAL = Residential Assessment Level, C/I = Commercial/Industrial
6. J = Estimated value, < = not detected at the specified detection limit.
7. MW-32A was screened in the B-CZ & replaced with MW-32AR
8. Based on historical data, MW-25A and MW-25C were likely mislabeled in March 2018 and results are provided correctly in this table.

TABLE 2
ANALYTICAL RESULTS SUMMARY (2008 - 2022)
CLASS 2 GROUNDWATER
HOUSTON, TX - WOOD PRESERVING WORKS

	Residential Assessment Level	***C/I PCL***	MW-12C 07/11/2019	MW-12C 01/13/2020	MW-12C 07/17/2020	MW-12C 01/14/2021	MW-12C 07/08/2021	MW-12C 01/05/2022	MW-13 01/30/2008	MW-13 07/15/2008	MW-13 02/04/2009	MW-13 01/19/2010	MW-13 06/22/2010	MW-13 01/18/2011	MW-13 07/26/2011	MW-13 02/02/2012
Volatile Organic Compounds																
1,2-Dichloroethane	*0.005*	*0.005*	<0.0002	<0.0002	<0.0002	<0.0002	<0.0002	<0.0002	<0.00052	<0.00052	<0.0005	<0.0005	<0.0005	<0.0005	<0.001	<0.001
Benzene	*0.005*	*0.005*	<0.0002	<0.0002	<0.0002	<0.0002	<0.0002	<0.0002	<0.00025	<0.00025	<0.0005	<0.0005	<0.0005	<0.0005	<0.001	<0.001
Chlorobenzene	*0.1*	*0.1*	<0.0003	<0.0003	<0.0003	<0.0003	<0.0003	<0.0003	<0.00047	<0.00047	<0.0005	<0.0005	<0.0005	<0.0005	<0.001	<0.001
Ethylbenzene	*0.7*	*0.7*	<0.0003	<0.0003	<0.0003	<0.0003	<0.0003	<0.0003	<0.00025	<0.00025	<0.0005	<0.0005	<0.0005	<0.0005	<0.0011	<0.0011
Methylene chloride	*0.005*	*0.005*	<0.001	<0.001	<0.001	<0.001	<0.001	<0.001	<0.00054	<0.00054	<0.0005	<0.0005	<0.0005	<0.0005	<0.0013	<0.0013
Toluene	*1*	*1*	<0.0002	<0.0002	<0.0002	<0.0002	<0.0002	<0.0002	<0.00041	<0.00041	<0.0005	<0.0005	<0.0005	<0.0005	<0.001	<0.001
Vinyl chloride	*0.002*	*0.002*														
Xylenes (total)	*10*	*10*	<0.0003	<0.0003	<0.0003	<0.0003	<0.0003	<0.0003	<0.00127	<0.00127	<0.001	<0.001	<0.001	<0.001	<0.0031	<0.0031
Semivolatile Organic Compounds																
1,2-Diphenylhydrazine	*0.0011*	*0.0026*	<0.000021	<0.000021	<0.000021	0.000053 J	<0.000021	<0.000021	<0.00008	<0.00008	<0.0001	<0.0001	<0.0001	<0.0001	<0.00005	<0.00005
2,4-Dimethylphenol	*0.49*	*1.5*	0.00043	<0.00004	<0.00004	0.000079 J	0.00012 J	<0.00004	<0.00029	<0.00029	<0.00008	<0.00008	<0.00008	<0.00008	<0.00005	<0.00005
2,4-Dinitrotoluene	*0.0013*	*0.003*	<0.000058	<0.000058	<0.000058	<0.000058	<0.000058	<0.000058	<0.00019	<0.00019	<0.00009	<0.00009	<0.00009	<0.00009	<0.00005	<0.00005
2,6-Dinitrotoluene	*0.0013*	*0.003*	<0.000042	<0.000042	<0.000042	<0.000042	<0.000042	<0.000042	<0.00019	<0.00019	<0.00007	0.00066	<0.00007	<0.00007	<0.00006	<0.00006
2-Chloronaphthalene	*2*	*5.8*	<0.000021	<0.000021	0.000029 J	<0.000021	<0.000021	<0.000021	<0.00038	<0.00039	<0.00012	<0.0001	<0.0001	<0.0001	<0.00005	<0.00005
2-Methylnaphthalene	*0.098*	*0.29*	0.00021	0.00018	0.000052 J	0.00019	0.00018	<0.00017	<0.00038	<0.00039	<0.00007	0.00076	<0.00007	0.000075 J	0.00026	<0.00005
4,6-Dinitro-2-methylphenol	*0.0024*	*0.0073*	<0.00002	<0.00002	<0.00002	<0.00002	<0.00002	<0.00002	<0.00019	<0.00049	<0.00008	<0.00008	<0.00008	<0.00008	<0.00008	<0.00008
4-Nitrophenol	*0.049*	*0.15*	<0.000047	<0.000047	<0.000047	<0.000047	<0.000047	<0.000047	<0.00024	<0.00024	<0.00007	<0.00007	<0.00007	<0.00007	<0.00005	<0.00005
Acenaphthene	*1.5*	*4.4*	0.000071 J	0.00015	0.00007 J	0.00026	0.00016	<0.00015	<0.00029	<0.00029	<0.00009	0.00011 J	<0.00009	<0.00009	0.00033	<0.00005
Acenaphthylene	*1.5*	*4.4*	<0.000015	<0.000015	<0.000015	<0.000015	<0.000015	<0.000015	<0.00029	<0.00029	<0.00006	<0.00007	<0.00007	<0.00007	<0.00005	<0.00005
Anthracene	*7.3*	*22*	0.00003 J	<0.000014	0.000019 J	0.00011	<0.000014	0.000041 J	0.000955	0.000642	0.0002	0.00043	<0.00007	<0.00007	0.00037	0.000068 J
Benzo(a)anthracene	*0.0091*	*0.02*	<0.00005	<0.00005	<0.00005	0.000057 J	<0.00005	<0.00005	<0.00019	<0.00019	<0.00007	<0.00007	<0.00007	<0.00007	<0.00005	0.00014 J
Benzo(a)pyrene	*0.0002*	*0.0002*	<0.00002	<0.00002	<0.00002	<0.00002	<0.00002	<0.00002	<0.00019	<0.00019	<0.00008	<0.00008	<0.00008	<0.00008	<0.00005	0.000073 J
bis(2-Chloroethoxy)methane	*0.00083*	*0.0019*	<0.00003	<0.00003	<0.00003	<0.00003	<0.00003	<0.00003	<0.00038	<0.00039	<0.00009	<0.00009	<0.00009	<0.00009	<0.00005	<0.00005
bis(2-Ethylhexyl)phthalate (DEHP)	*0.006*	*0.006*	<0.000037	<0.000037	<0.000053	<0.0002	<0.00021	<0.000037	0.00051 J	<0.00019	0.00035	0.0016	<0.00044	<0.0002	0.00027	0.00043 J
Chrysene	*0.91*	*2*	<0.000021	<0.000021	<0.000021	0.000061	<0.000021	<0.000021	<0.00019	<0.00019	<0.00007	<0.00007	<0.00007	<0.00007	<0.00005	0.00017 J
Dibenzofuran	*0.098*	*0.29*	0.00007 J	0.00012	0.000041 J	0.0002	0.00013	<0.00011	<0.00029	<0.00029	<0.00008	0.00019 J	<0.00008	<0.00008	0.00034	0.000063 J
Di-n-butylphthalate (DBP)	*2.4*	*7.3*	<0.00002	<0.00002	<0.000021	<0.000021	<0.00002	<0.00002	<0.00019	<0.00019	<0.00007	<0.00007	0.0001 J	<0.00007	<0.00005	<0.00005
Fluoranthene	*0.98*	*2.9*	<0.00001	0.000091 J	<0.000021	0.00018	<0.00001	<0.00001	0.00046 J	<0.00019	<0.00007	<0.00007	<0.00007	<0.00007	0.000067 J	0.00015 J
Fluorene	*0.98*	*2.9*	0.000052 J	0.00019	<0.00003	0.00025	0.00021	<0.00014	<0.00019	<0.00019	<0.00007	<0.00007	<0.00007	0.000072 J	0.00035	<0.00005
Naphthalene	*0.49*	*1.5*	<0.0031	0.0017	<0.00023	0.0014	0.0013	<0.002	<0.00038	<0.00039	<0.0001	0.007	<0.0001	0.0005	0.00087	<0.00022
Nitrobenzene	*0.049*	*0.15*	<0.000024	<0.000024	<0.000024	<0.000024	<0.000024	<0.000024	<0.00038	<0.00039	<0.00009	<0.00009	<0.00009	<0.00009	<0.00005	<0.00005
N-Nitrosodiphenylamine	*0.19*	*0.42*	<0.000025	<0.000025	<0.000025	<0.000025	<0.000025	<0.000025	<0.00024	<0.00024	<0.00009	<0.00009	<0.00009	<0.00009	<0.00005	<0.00005
Pentachlorophenol	*0.001*	*0.001*	<0.000079	<0.000079	<0.000079	<0.000079	<0.000079	<0.000079	<0.00019	<0.00019	<0.00008	<0.00008	<0.00008	<0.00008	<0.00005	<0.00005
Phenanthrene	*0.73*	*2.2*	0.000039 J	0.00015	0.000037 J	0.00048	0.00014	0.000099 J	<0.00019	<0.00019	<0.00007	0.00014 J	0.0002	<0.00007	0.00029	0.00015 J
Phenol	*7.3*	*22*	0.0004	0.00012 J	0.000042 J	0.000051 J	0.000099 J	<0.000035	<0.00019	<0.00019	<0.00007	<0.00007	<0.00007	<0.00007	<0.00005	<0.00005
Pyrene	*0.73*	*2.2*	<0.000019	0.000068 J	<0.000019	0.00015	<0.000019	<0.000019	<0.00019	<0.00019	<0.00007	<0.00007	<0.00007	<0.00007	0.00011 J	0.0002 J
Metals																
Arsenic	*0.01*	*0.01*	0.002	0.00195 J	0.00171 J	0.00204	<0.00171	0.0017 J								

Notes:
1. All values in milligrams per liter (mg/L).
2. Concentrations > RAL and non-detects are highlighted light gray.
3. Concentrations > C/I AL and non-detects are highlighted dark gray
4. TRRP Protective Concentration Limits (PCLs) (30 TAC §350, Table 3), updated January 2021.
5. RAL = Residential Assessment Level, C/I = Commercial/Industrial
6. J = Estimated value, < = not detected at the specified detection limit.
7. MW-32A was screened in the B-CZ & replaced with MW-32AR
8. Based on historical data, MW-25A and MW-25C were likely mislabeled in March 2018 and results are provided correctly in this table.

TABLE 2
ANALYTICAL RESULTS SUMMARY (2008 - 2022)
CLASS 2 GROUNDWATER
HOUSTON, TX - WOOD PRESERVING WORKS

	Residential Assessment Level	***C/I PCL***	MW-13 07/16/2012	MW-13 02/05/2013	MW-13 07/31/2013	MW-13 01/14/2014	MW-13 07/25/2014	MW-13 01/23/2018	MW-13 03/18/2018	MW-13 05/15/2018	MW-13 01/08/2019	MW-13 07/11/2019	MW-13 01/14/2020	MW-13 07/15/2020	MW-13 01/13/2021	MW-13 07/07/2021	MW-13 01/20/2022
Volatile Organic Compounds																	
1,2-Dichloroethane	*0.005*	*0.005*	<0.0005	<0.00014	<0.00014	<0.00014	<0.00014	<0.0002	<0.0002	<0.0002	<0.0002	<0.0002	<0.0002	<0.0002	<0.0002	<0.0002	<0.0002
Benzene	*0.005*	*0.005*	<0.0005	<0.00008	<0.00008	<0.00008	<0.00008	<0.0002	<0.0002	<0.0002	<0.0002	<0.0002	<0.0002	<0.0002	<0.0002	<0.0002	<0.0002
Chlorobenzene	*0.1*	*0.1*	<0.0005	<0.00012	<0.00012	0.000401 J	<0.00012	<0.0003	<0.0003	<0.0003	<0.0003	<0.0003	<0.0003	<0.0003	<0.0003	<0.0003	<0.0003
Ethylbenzene	*0.7*	*0.7*	<0.0005	<0.00011	<0.00011	<0.00011	<0.00011	<0.0003	<0.0003	<0.0003	<0.0003	<0.0003	<0.0003	<0.0003	<0.0003	<0.0003	<0.0003
Methylene chloride	*0.005*	*0.005*	<0.001	<0.00015	<0.00015	<0.00015	<0.00015	<0.001	<0.001	<0.001	<0.001	<0.001	<0.001	<0.001	<0.001	<0.001	<0.001
Toluene	*1*	*1*	<0.0005	<0.00015	<0.00015	<0.00015	<0.00015	<0.0002	<0.0002	<0.0002	<0.0002	<0.0002	<0.0002	<0.0002	<0.0002	<0.0002	<0.0002
Vinyl chloride	*0.002*	*0.002*		<0.00011			<0.00011										
Xylenes (total)	*10*	*10*	<0.0015	<0.00026	<0.00026	<0.00026	<0.00026	<0.0003	<0.0003	<0.0003	<0.0003	<0.0003	<0.0003	<0.0003	<0.0003	<0.0003	<0.0003
Semivolatile Organic Compounds																	
1,2-Diphenylhydrazine	*0.0011*	*0.0026*	<0.00005	<0.000104	<0.000107	<0.000212	<0.000107	<0.000021	<0.000021	<0.000021	<0.000021	<0.000021	<0.000021	<0.000021	<0.000021	<0.000021	<0.000021
2,4-Dimethylphenol	*0.49*	*1.5*	<0.00005		<0.000301	<0.000596	<0.000301	<0.00004	<0.00004	<0.00004	<0.00004	<0.000063	<0.00004	0.00037	<0.00004	<0.00004	<0.00004
2,4-Dinitrotoluene	*0.0013*	*0.003*	<0.00005	<0.000123	<0.000126	<0.00025	<0.000126	<0.000058	<0.000058	<0.000058	<0.000058	<0.000058	<0.000058	<0.000058	<0.000058	<0.000058	<0.000058
2,6-Dinitrotoluene	*0.0013*	*0.003*	<0.00006	<0.0000755	<0.0000777	<0.000154	<0.0000777	<0.000042	<0.000042	<0.000042	<0.000042	<0.000042	<0.000042	<0.000042	<0.000042	<0.000042	<0.000042
2-Chloronaphthalene	*2*	*5.8*	<0.00005	<0.0000755	<0.0000777	<0.000154	<0.0000777	<0.000021	<0.000021	<0.000021	<0.000021	<0.000021	<0.000021	<0.000021	<0.000021	<0.000021	<0.000021
2-Methylnaphthalene	*0.098*	*0.29*	0.000063 J	<0.000066	<0.000068	0.000141 J	<0.000687	<0.000019	<0.000019	<0.000019	<0.000019	0.000077 J	0.000054 J	0.00042	<0.000019	<0.000019	<0.000019
4,6-Dinitro-2-methylphenol	*0.0024*	*0.0073*	<0.00008		<0.000806	<0.0016	<0.000806	<0.00002	<0.00002	<0.00002	<0.00002	<0.00002	<0.00002	<0.00002	<0.00002	<0.00002	<0.00002
4-Nitrophenol	*0.049*	*0.15*	<0.00005		<0.000544	<0.00108	<0.000544	<0.000047	<0.000047	<0.000047	<0.000047	<0.000047	<0.000047	<0.000047	<0.000047	<0.000047	<0.000047
Acenaphthene	*1.5*	*4.4*	<0.00005	<0.0000755	<0.0000777	<0.000154	<0.000329	<0.000027	<0.000027	<0.000027	<0.000027	0.000066 J	0.00022	0.00014	<0.000027	<0.000027	<0.000027
Acenaphthylene	*1.5*	*4.4*	<0.00005	<0.0000566	0.0000715 J	<0.000115	<0.0000583	0.00003 J	<0.000015	<0.000015	<0.000015	0.000033 J	<0.000015	<0.000015	<0.000015	<0.000015	<0.000015
Anthracene	*7.3*	*22*	0.00011 J	0.0011	0.000878	<0.00118	<0.000587	0.00047	0.000039 J	0.000085 J	0.00039	0.00047	<0.000014	0.000071 J	0.00006 J	0.000067 J	<0.000014
Benzo(a)anthracene	*0.0091*	*0.02*	<0.00005	<0.0000755	<0.0000777	<0.000154	<0.0000777	<0.00005	<0.00005	<0.00005	<0.00005	<0.00005	<0.00005	<0.00005	<0.00005	<0.00005	<0.00005
Benzo(a)pyrene	*0.0002*	*0.0002*	<0.00005	<0.0000755	<0.0000777	<0.000154	<0.0000777	<0.00002	<0.00002	<0.00002	<0.00002	<0.00002	<0.00002	<0.00002	<0.00002	<0.00002	<0.00002
bis(2-Chloroethoxy)methane	*0.00083*	*0.0019*	<0.00005	<0.000123	<0.000126	<0.00025	<0.000126	<0.00003	<0.00003	<0.00003	<0.00003	<0.00003	<0.00003	<0.00003	<0.00003	<0.00003	<0.00003
bis(2-Ethylhexyl)phthalate (DEHP)	*0.006*	*0.006*	<0.0001	<0.000349	<0.000359	<0.000712	<0.000359	<0.00011	0.000078 J	0.00011 J	<0.000037	0.000054 J	<0.000037	<0.000037	0.00017 J	0.0012	<0.000037
Chrysene	*0.91*	*2*	<0.00005	<0.0000755	<0.0000777	<0.000154	<0.0000777	<0.000021	<0.000021	<0.000021	<0.000021	<0.000021	<0.000021	<0.000021	<0.000021	<0.000021	<0.000021
Dibenzofuran	*0.098*	*0.29*	0.00019 J	<0.0000755	<0.0000777	<0.000154	<0.000257	<0.00002	<0.00002	<0.00002	<0.00002	0.000039 J	0.00016	0.00014	<0.00002	<0.00002	<0.00002
Di-n-butylphthalate (DBP)	*2.4*	*7.3*	<0.00005	<0.000104	<0.000211	<0.000212	0.000122 J	<0.00002	<0.00002	0.000029 J	<0.00002	<0.00002	<0.00002	<0.00002	0.00025	<0.00002	<0.00002
Fluoranthene	*0.98*	*2.9*	0.00013 J	<0.000066	<0.000068	<0.000135	<0.000068	<0.00001	<0.00001	0.000015 J	<0.00001	0.000032 J	<0.00001	<0.00001	0.00003 J	<0.00001	<0.00001
Fluorene	*0.98*	*2.9*	0.00012 J	<0.000066	<0.000068	<0.000135	<0.000188	<0.00003	<0.00003	<0.00003	<0.00003	0.000042 J	0.00016	0.000088 J	<0.00003	<0.00003	<0.00003
Naphthalene	*0.49*	*1.5*	<0.00023	<0.0000755	<0.000226	<0.00126	0.0039	0.00014	<0.000083	<0.00002	<0.00022	<0.0011	0.00026	0.0044	<0.00002	<0.00027	<0.00002
Nitrobenzene	*0.049*	*0.15*	<0.00005	<0.000104	<0.000107	<0.000212	<0.000107	<0.000024	<0.000024	<0.000024	<0.000024	<0.000024	<0.000024	<0.000024	<0.000024	<0.000024	<0.000024
N-Nitrosodiphenylamine	*0.19*	*0.42*	<0.00005	<0.0000943	<0.0000971	<0.000192	<0.0000971	<0.000025	<0.000025	<0.000025	<0.000025	<0.000025	<0.000025	<0.000025	<0.000025	<0.000025	<0.000025
Pentachlorophenol	*0.001*	*0.001*	<0.00005		<0.000592	**<0.00117**	<0.000592	<0.000079	<0.000079	<0.000079	<0.000079	<0.000079	<0.000079	<0.000079	<0.000079	<0.000079	<0.000079
Phenanthrene	*0.73*	*2.2*	0.00049	<0.0000566	<0.0000583	<0.000115	<0.000163	<0.000021	<0.000021	<0.000021	<0.000021	<0.000021	<0.000021	0.000077 J	<0.000021	<0.000021	<0.000021
Phenol	*7.3*	*22*	<0.00005		<0.0000388	<0.0000769	<0.0000388	<0.000035	<0.000035	<0.000035	<0.000035	<0.000035	<0.000035	<0.000035	<0.000035	<0.000035	<0.000035
Pyrene	*0.73*	*2.2*	0.000089 J	<0.000104	<0.000107	<0.000212	<0.000107	<0.000019	<0.000019	0.00002 J	<0.000019	0.000084 J	<0.000019	0.000053 J	0.00003 J	0.000078 J	<0.000019
Metals																	
Arsenic	*0.01*	*0.01*						0.00303	0.00984	**0.014**	**0.0602**	**0.0715**	**0.0642**	**0.0376**	**0.0199**	0.0055	0.00618

Notes:

1. All values in milligrams per liter (mg/L).
2. Concentrations > RAL and non-detects are highlighted light gray.
3. Concentrations > C/I AL and non-detects are highlighted dark gray
4. TRRP Protective Concentration Limits (PCLs) (30 TAC §350, Table 3), updated January 2021.
5. RAL = Residential Assessment Level, C/I = Commercial/Industrial
6. J = Estimated value, < = not detected at the specified detection limit.
7. MW-32A was screened in the B-CZ & replaced with MW-32AR
8. Based on historical data, MW-25A and MW-25C were likely mislabeled in March 2018 and results are provided correctly in this table.

TABLE 2
ANALYTICAL RESULTS SUMMARY (2008 - 2022)
CLASS 2 GROUNDWATER
HOUSTON, TX - WOOD PRESERVING WORKS

	Residential Assessment Level	***C/I PCL***	MW-14 01/30/2008	MW-14 07/15/2008	MW-14 02/04/2009	MW-14 02/04/2009 Duplicate	MW-14 01/19/2010	MW-14 01/19/2010 Duplicate	MW-14 06/22/2010	MW-14 01/17/2011	MW-14 07/26/2011	MW-14 07/26/2011 Duplicate	MW-14 02/02/2012	MW-14 02/02/2012 Duplicate	MW-14 07/16/2012	MW-14 07/16/2012 Duplicate
Volatile Organic Compounds																
1,2-Dichloroethane	*0.005*	*0.005*	<0.00052	<0.00052	<0.0005	<0.0005	<0.0005	<0.0005	<0.0005	<0.0005	<0.001	<0.001	<0.001	<0.001	<0.0005	<0.0005
Benzene	*0.005*	*0.005*	<0.00025	<0.00025	<0.0005	<0.0005	<0.0005	<0.0005	<0.0005	<0.0005	<0.001	<0.001	<0.001	<0.001	<0.0005	<0.0005
Chlorobenzene	*0.1*	*0.1*	<0.00047	<0.00047	<0.0005	<0.0005	<0.0005	<0.0005	<0.0005	<0.0005	<0.001	<0.001	<0.001	<0.001	<0.0005	<0.0005
Ethylbenzene	*0.7*	*0.7*	<0.00025	<0.00025	<0.0005	<0.0005	<0.0005	<0.0005	<0.0005	<0.0005	<0.0011	<0.0011	<0.0011	<0.0011	<0.0005	<0.0005
Methylene chloride	*0.005*	*0.005*	<0.00054	<0.00054	<0.0005	<0.0005	<0.0005	<0.0005	<0.0005	<0.0005	<0.0013	<0.0013	<0.0013	<0.0013	<0.001	<0.001
Toluene	*1*	*1*	<0.00041	<0.00041	<0.0005	<0.0005	<0.0005	<0.0005	<0.0005	<0.0005	<0.001	<0.001	<0.001	<0.001	<0.0005	<0.0005
Vinyl chloride	*0.002*	*0.002*														
Xylenes (total)	*10*	*10*	<0.00127	<0.00127	<0.001	<0.001	<0.001	<0.001	<0.001	<0.001	<0.0031	<0.0031	<0.0031	<0.0031	<0.0015	<0.0015
Semivolatile Organic Compounds																
1,2-Diphenylhydrazine	*0.0011*	*0.0026*	<0.00008	<0.00008	<0.0001	<0.0001	<0.0001	<0.0001	<0.0001	<0.0001	<0.00005	<0.00005	<0.00005	<0.00005	<0.00005	<0.00005
2,4-Dimethylphenol	*0.49*	*1.5*	<0.00029	<0.00029	<0.00008	<0.00008	<0.00008	<0.00008	<0.00008	<0.00008	<0.00005	<0.00005	0.00005 J	0.0013 J	<0.00005	<0.00005
2,4-Dinitrotoluene	*0.0013*	*0.003*	<0.00019	<0.00019	<0.00009	<0.00009	<0.00009	<0.00009	<0.00009	<0.00009	<0.00005	<0.00005	<0.00005	<0.00005	<0.00005	<0.00005
2,6-Dinitrotoluene	*0.0013*	*0.003*	<0.00019	<0.00019	<0.00007	<0.00007	<0.00007	<0.00007	<0.00007	<0.00007	<0.00006	<0.00006	<0.00006	<0.00006	<0.00006	<0.00006
2-Chloronaphthalene	*2*	*5.8*	<0.00038	<0.00038	<0.00012	<0.00012	<0.0001	<0.0001	<0.0001	<0.0001	<0.00005	<0.00005	<0.00005	<0.00005	<0.00005	<0.00005
2-Methylnaphthalene	*0.098*	*0.29*	0.00047 J	0.000782	0.00075	0.00078	0.00064	0.0006	0.00049	0.00039	0.00034	0.00031	0.000064 J	0.00017 J	0.0003	0.00044
4,6-Dinitro-2-methylphenol	*0.0024*	*0.0073*	<0.00019	<0.00048	<0.00008	<0.00008	<0.00008	<0.00008	<0.00008	<0.00008	<0.00008	<0.00008	<0.00008	<0.00008	<0.00008	<0.00008
4-Nitrophenol	*0.049*	*0.15*	<0.00024	<0.00024	<0.00007	<0.00007	<0.00007	<0.00007	<0.00007	<0.00007	<0.00005	<0.00005	<0.00005	<0.00005	<0.00005	<0.00005
Acenaphthene	*1.5*	*4.4*	0.00223	0.000515	0.00047	0.0005	0.00043	0.00043	0.00041	0.00033	0.00032	0.00028	0.00005 J	0.00015 J	0.0003	0.00035
Acenaphthylene	*1.5*	*4.4*	<0.00029	<0.00029	<0.00006	<0.00006	<0.00007	<0.00007	<0.00007	<0.00007	<0.00005	<0.00005	<0.00005	<0.00005	<0.00005	<0.00005
Anthracene	*7.3*	*22*	0.000678	<0.00019	<0.00007	<0.00007	<0.00007	0.00013 J	<0.00007	<0.00007	<0.00005	0.000087 J	<0.00005	<0.00005	0.000069 J	<0.00005
Benzo(a)anthracene	*0.0091*	*0.02*	<0.00019	<0.00019	<0.00007	<0.00007	<0.00007	<0.00007	<0.00007	<0.00007	<0.00005	<0.00005	<0.00005	<0.00005	<0.00005	<0.00005
Benzo(a)pyrene	*0.0002*	*0.0002*	<0.00019	<0.00019	<0.00008	<0.00008	<0.00008	<0.00008	<0.00008	<0.00008	<0.00005	<0.00005	<0.00005	<0.00005	<0.00005	<0.00005
bis(2-Chloroethoxy)methane	*0.00083*	*0.0019*	<0.00038	<0.00038	<0.00009	<0.00009	<0.00009	<0.00009	<0.00009	<0.00009	<0.00005	<0.00005	<0.00005	<0.00005	<0.00005	<0.00005
bis(2-Ethylhexyl)phthalate (DEHP)	*0.006*	*0.006*	0.0004 J	<0.00019	0.00081	0.0027	0.0054 J	0.00037 J	<0.00077	0.00029	0.00047	0.00065	<0.0001	<0.00013	0.00011 J	0.00011 J
Chrysene	*0.91*	*2*	<0.00019	<0.00019	<0.00007	<0.00007	<0.00007	<0.00007	<0.00007	<0.00007	<0.00005	<0.00005	<0.00005	<0.00005	<0.00005	<0.00005
Dibenzofuran	*0.098*	*0.29*	0.000491	0.000502	0.00045	0.00045	0.0004	0.00044	0.00037	0.0003	0.00031	0.00027	0.00012 J	0.00015 J	0.00032	0.00034
Di-n-butylphthalate (DBP)	*2.4*	*7.3*	<0.00019	<0.00019	<0.00007	<0.00007	<0.00007	<0.00007	<0.00007	<0.00007	<0.00005	<0.00005	<0.00005	<0.00005	<0.00005	<0.00005
Fluoranthene	*0.98*	*2.9*	0.000506	<0.00019	<0.00007	<0.00007	<0.00007	<0.00007	<0.00007	<0.00007	<0.00005	<0.00005	0.00024	0.00031	0.000055 J	<0.00005
Fluorene	*0.98*	*2.9*	<0.00019	<0.00019	<0.00007	0.00014 J	0.00013 J	0.0001 J	<0.00007	0.000079 J	<0.00005	0.000065 J	<0.00005	<0.00005	0.000076 J	<0.00005
Naphthalene	*0.49*	*1.5*	0.00222	0.00349	0.0032	0.0033	0.003	0.0026	0.0022	0.0024	0.0014	0.0012	0.00034 J	0.0014 J	<0.0015	<0.002
Nitrobenzene	*0.049*	*0.15*	<0.00038	<0.00038	<0.00009	<0.00009	<0.00009	<0.00009	<0.00009	<0.00009	<0.00005	<0.00005	<0.00005	<0.00005	<0.00005	0.00008 J
N-Nitrosodiphenylamine	*0.19*	*0.42*	<0.00024	<0.00024	<0.00009	<0.00009	<0.00009	<0.00009	<0.00009	<0.00009	<0.00005	<0.00005	<0.00005	<0.00005	<0.00005	<0.00005
Pentachlorophenol	*0.001*	*0.001*	<0.00019	<0.00019	<0.00008	<0.00008	<0.00008	<0.00008	<0.00008	<0.00008	<0.00005	<0.00005	<0.00005	<0.00005	<0.00005	<0.00005
Phenanthrene	*0.73*	*2.2*	0.000599	0.00061	0.00035	0.00039	0.00041	0.00043	0.00044	0.0003	0.00033	0.00032	0.00011 J	0.00014 J	0.00038	0.00039
Phenol	*7.3*	*22*	<0.00019	<0.00019	<0.00007	<0.00007	<0.00007	<0.00007	<0.00007	<0.00007	<0.00005	<0.00005	0.00005 J	0.00075 J	<0.00005	<0.00005
Pyrene	*0.73*	*2.2*	<0.00019	<0.00019	<0.00007	<0.00007	<0.00007	<0.00007	<0.00007	<0.00007	<0.00005	<0.00005	0.00029	0.00029	<0.00005	<0.00005
Metals																
Arsenic	*0.01*	*0.01*														

Notes:

1. All values in milligrams per liter (mg/L).
2. Concentrations > RAL and non-detects are highlighted light gray.
3. Concentrations > C/I AL and non-detects are highlighted dark gray
4. TRRP Protective Concentration Limits (PCLs) (30 TAC §350, Table 3), updated January 2021.
5. RAL = Residential Assessment Level, C/I = Commercial/Industrial
6. J = Estimated value, < = not detected at the specified detection limit.
7. MW-32A was screened in the B-CZ & replaced with MW-32AR
8. Based on historical data, MW-25A and MW-25C were likely mislabeled in March 2018 and results are provided correctly in this table.

TABLE 2
ANALYTICAL RESULTS SUMMARY (2008 - 2022)
CLASS 2 GROUNDWATER
HOUSTON, TX - WOOD PRESERVING WORKS

	Residential Assessment Level	***C/I PCL***	MW-14 02/05/2013	MW-14 07/31/2013	MW-14 01/14/2014	MW-14 07/18/2014	MW-14 01/23/2018	MW-14 03/18/2018	MW-14 05/15/2018	MW-14 01/08/2019	MW-14 07/11/2019	MW-14 01/14/2020	MW-14 07/15/2020	MW-14 01/12/2021	MW-14 07/07/2021	MW-14 01/05/2022
Volatile Organic Compounds																
1,2-Dichloroethane	*0.005*	*0.005*	<0.00014	<0.00014	<0.00014	<0.00014	<0.0002	<0.0002	<0.0002	<0.0002	<0.0002	<0.0002	<0.0002	<0.0002	<0.0002	<0.0002
Benzene	*0.005*	*0.005*	<0.00008	<0.00008	<0.00008	<0.00008	<0.0002	<0.0002	<0.0002	<0.0002	<0.0002	<0.0002	<0.0002	<0.0002	<0.0002	<0.0002
Chlorobenzene	*0.1*	*0.1*	<0.00012	<0.00012	<0.00012	<0.00012	<0.0003	<0.0003	<0.0003	<0.0003	<0.0003	<0.0003	<0.0003	<0.0003	<0.0003	<0.0003
Ethylbenzene	*0.7*	*0.7*	<0.00011	0.000123 J	<0.00011	<0.00011	<0.0003	<0.0003	<0.0003	<0.0003	<0.0003	<0.0003	<0.0003	<0.0003	<0.0003	<0.0003
Methylene chloride	*0.005*	*0.005*	<0.00015	<0.00015	<0.00015	<0.00015	<0.001	<0.001	<0.001	<0.001	<0.001	<0.001	<0.001	<0.001	<0.001	<0.001
Toluene	*1*	*1*	<0.00015	<0.00015	<0.00015	<0.00015	<0.0002	<0.0002	<0.0002	<0.0002	<0.0002	<0.0002	<0.0002	<0.0002	<0.0002	<0.0002
Vinyl chloride	*0.002*	*0.002*	<0.00011			<0.00011										
Xylenes (total)	*10*	*10*	<0.00026	<0.00026	<0.00026	<0.00026	<0.0003	<0.0003	<0.0003	<0.0003	<0.0003	<0.0003	<0.0003	<0.0003	<0.0003	<0.0003
Semivolatile Organic Compounds																
1,2-Diphenylhydrazine	*0.0011*	*0.0026*	<0.000104	<0.000107	<0.000106	<0.000109	<0.000021	<0.000021	<0.000021	<0.000021	<0.000021	<0.000021	<0.000021	<0.000021	<0.000021	<0.000021
2,4-Dimethylphenol	*0.49*	*1.5*	<0.000292	<0.000301	<0.000298	<0.000307	<0.00004	<0.00004	<0.00004	<0.00004	<0.00013	<0.00004	0.00013 J	<0.00004	<0.00004	<0.00004
2,4-Dinitrotoluene	*0.0013*	*0.003*	<0.000123	<0.000126	<0.000125	<0.000129	<0.000058	<0.000058	<0.000058	<0.000058	<0.000058	<0.000058	<0.000058	<0.000058	<0.000058	<0.000058
2,6-Dinitrotoluene	*0.0013*	*0.003*	<0.0000755	<0.0000777	<0.0000769	**0.0788**	<0.000042	<0.000042	<0.000042	<0.000042	<0.000042	<0.000042	<0.000042	**0.0057**	<0.000042	<0.000042
2-Chloronaphthalene	*2*	*5.8*	<0.0000755	<0.0000777	<0.0000769	<0.0000792	<0.000021	<0.000021	<0.000021	<0.000021	<0.000021	<0.000021	0.000053 J	<0.000021	<0.000021	<0.000021
2-Methylnaphthalene	*0.098*	*0.29*	0.000402 J	0.000304 J	0.000321 J	0.000336 J	0.00019	<0.00014	<0.000019	<0.000019	0.00019	<0.000019	0.00024	<0.000063	0.00011	<0.00028
4,6-Dinitro-2-methylphenol	*0.0024*	*0.0073*	<0.000783	<0.000806	<0.000798	<0.000822	<0.00002	<0.00002	<0.00002	<0.00002	<0.00002	<0.00002	<0.00002	<0.00002	<0.00002	<0.00002
4-Nitrophenol	*0.049*	*0.15*	<0.000528	**R**	<0.000538	<0.000554	<0.000047	<0.000047	<0.000047	<0.000047	<0.000047	<0.000047	<0.000047	<0.000047	<0.000047	<0.000047
Acenaphthene	*1.5*	*4.4*	0.0006	0.000549	0.000943	0.000619	0.00019	0.00027	<0.000027	<0.000027	0.0001	0.000091 J	0.000083 J	0.00021	0.000058 J	<0.00022
Acenaphthylene	*1.5*	*4.4*	<0.0000566	<0.0000583	<0.0000577	<0.0000594	<0.000015	<0.000015	<0.000015	<0.000015	<0.000015	<0.000015	<0.000015	<0.000015	<0.000015	<0.000015
Anthracene	*7.3*	*22*	0.000277 J	0.000198 J	<0.000179	0.000139 J	0.000067 J	0.000052 J	<0.000014	0.000052 J	0.000089 J	<0.000014	0.000034 J	0.000077 J	<0.000014	0.000066 J
Benzo(a)anthracene	*0.0091*	*0.02*	<0.0000755	<0.0000777	<0.0000769	<0.0000792	<0.00005	<0.00005	<0.00005	<0.00005	<0.00005	<0.00005	<0.00005	<0.00005	<0.00005	<0.00005
Benzo(a)pyrene	*0.0002*	*0.0002*	<0.0000755	<0.0000777	<0.0000769	<0.0000792	<0.00002	<0.00002	<0.00002	<0.00002	<0.00002	<0.00002	<0.00002	<0.00002	<0.00002	<0.00002
bis(2-Chloroethoxy)methane	*0.00083*	*0.0019*	<0.000123	<0.000126	<0.000125	<0.000129	<0.00003	<0.00003	<0.00003	<0.00003	<0.00003	<0.00003	<0.00003	<0.00003	<0.00003	<0.00003
bis(2-Ethylhexyl)phthalate (DEHP)	*0.006*	*0.006*	<0.000349	<0.000359	<0.000356	0.000615	<0.000091	<0.000037	0.00014 J	<0.000037	<0.000037	<0.000037	<0.000037	<0.000037	0.00017 J	0.000068 J
Chrysene	*0.91*	*2*	<0.0000755	<0.0000777	<0.0000769	<0.0000792	<0.000021	<0.000021	<0.000021	<0.000021	<0.000021	<0.000021	<0.000021	<0.000021	<0.000021	<0.000021
Dibenzofuran	*0.098*	*0.29*	0.000467 J	0.000372 J	0.000443 J	0.000437 J	0.00024	<0.00025	<0.00002	<0.00002	0.000087 J	<0.00002	0.000062 J	0.00021	0.000028 J	<0.00014
Di-n-butylphthalate (DBP)	*2.4*	*7.3*	<0.000104	<0.000179	<0.000106	<0.000109	<0.00002	<0.00002	<0.00002	0.000022 J	<0.00002	<0.00002	<0.00002	<0.00029	0.000039 J	<0.00002
Fluoranthene	*0.98*	*2.9*	0.0000794 J	0.000274 J	0.0000744 J	<0.0000693	0.000028 J	0.000025 J	<0.00001	<0.00001	0.000067 J	0.000064 J	<0.00001	0.00076	0.00003 J	<0.00001
Fluorene	*0.98*	*2.9*	<0.000066	<0.000068	0.00008 J	0.0000901 J	<0.00003	0.000094 J	<0.00003	<0.00003	0.000069 J	0.000057 J	<0.00003	<0.00019	<0.00003	<0.00011
Naphthalene	*0.49*	*1.5*	0.00211	0.00216 J	<0.00183	0.00143	0.00067	<0.00057	<0.00002	<0.00002	<0.002	<0.00002	0.0042	<0.0004	0.0017	<0.0028
Nitrobenzene	*0.049*	*0.15*	<0.000104	<0.000107	<0.000106	<0.000109	<0.000024	<0.000024	<0.000024	<0.000024	<0.000024	<0.000024	<0.000024	<0.000024	<0.000024	<0.000024
N-Nitrosodiphenylamine	*0.19*	*0.42*	<0.0000943	<0.0000971	<0.0000962	<0.000099	<0.000025	<0.000025	<0.000025	<0.000025	<0.000025	<0.000025	<0.000025	<0.000025	<0.000025	<0.000025
Pentachlorophenol	*0.001*	*0.001*	<0.000575	<0.000592	<0.000587	<0.000604	<0.000079	<0.000079	<0.000079	<0.000079	<0.000079	<0.000079	<0.000079	<0.000079	<0.000079	<0.000079
Phenanthrene	*0.73*	*2.2*	0.000484	0.000662	<0.000591	0.000506	0.00035	0.00032	<0.000021	<0.000021	0.000059 J	<0.000021	0.000053 J	<0.00042	0.000027 J	0.00004 J
Phenol	*7.3*	*22*	<0.0000377	0.000398 J	<0.0000385	<0.0000396	<0.000035	<0.000035	<0.000035	<0.000035	0.00019 J	<0.000035	0.0002 J	<0.000035	<0.000035	<0.000035
Pyrene	*0.73*	*2.2*	<0.000104	0.000164 J	<0.000106	<0.000109	<0.000019	<0.000019	<0.000019	<0.000019	0.000032 J	0.00006 J	<0.000019	0.00061	0.000039 J	<0.000019
Metals																
Arsenic	*0.01*	*0.01*					<0.0004	<0.0004	<0.0004	0.000752 J	0.00133 J	0.00185 J	0.000949 J	<0.00277	<0.000963	0.000998 J

Notes:

1. All values in milligrams per liter (mg/L).
2. Concentrations > RAL and non-detects are highlighted light gray.
3. Concentrations > C/I AL and non-detects are highlighted dark gray
4. TRRP Protective Concentration Limits (PCLs) (30 TAC §350, Table 3), updated January 2021.
5. RAL = Residential Assessment Level, C/I = Commercial/Industrial
6. J = Estimated value, < = not detected at the specified detection limit.
7. MW-32A was screened in the B-CZ & replaced with MW-32AR
8. Based on historical data, MW-25A and MW-25C were likely mislabeled in March 2018 and results are provided correctly in this table.

TABLE 2
ANALYTICAL RESULTS SUMMARY (2008 - 2022)
CLASS 2 GROUNDWATER
HOUSTON, TX - WOOD PRESERVING WORKS

	Residential Assessment Level	***C/I PCL***	MW-15A 01/30/2008	MW-15A 07/15/2008	MW-15A 02/04/2009	MW-15A 01/18/2010	MW-15A 06/23/2010	MW-15A 01/17/2011	MW-15A 07/13/2011	MW-15A 02/02/2012	MW-15A 07/19/2012	MW-15A 01/30/2013	MW-15A 07/30/2013	MW-15A 01/14/2014	MW-15A 07/17/2014	MW-15A 01/23/2018
Volatile Organic Compounds																
1,2-Dichloroethane	*0.005*	*0.005*	<0.00052	<0.00052	<0.0005	<0.0005	<0.0005	<0.0005	<0.001	<0.001	<0.0005	<0.00014	<0.00014	<0.00014	<0.00014	<0.0002
Benzene	*0.005*	*0.005*	0.00161 J	<0.00025	0.0018 J	0.0016 J	0.0017 J	0.00074 J	0.0016 J	0.0012 J	0.0016 J	0.0016	0.0013	0.00106	0.00161	<0.0002
Chlorobenzene	*0.1*	*0.1*	<0.00047	<0.00047	<0.0005		<0.0005	<0.0005	<0.001	<0.001	<0.0005	<0.00012	0.000121 J	<0.00012	<0.00012	<0.0003
Ethylbenzene	*0.7*	*0.7*	0.00122 J	<0.00025	0.0019 J	0.0015 J	0.0017 J	<0.0005	0.0019 J	0.0024 J	0.0012 J	0.00066 J	0.000799 J	0.000627 J	0.00101	<0.0003
Methylene chloride	*0.005*	*0.005*	<0.00054	<0.00054	<0.0005	<0.0005	<0.0005	<0.0005	<0.0013	<0.0013	<0.001	<0.00015	<0.00015	<0.00015	<0.00015	<0.001
Toluene	*1*	*1*	<0.00041	<0.00041	<0.0005	<0.0005	0.00055 J	<0.0005	<0.001	<0.001	<0.0005	0.000221 J	0.000199 J	0.00034 J	0.000595 J	<0.0002
Vinyl chloride	*0.002*	*0.002*														
Xylenes (total)	*10*	*10*	0.0056 J	<0.00127	0.0039 J	0.0015 J	0.0047 J	<0.001	0.0038 J	0.0073 J	0.0097 J	0.00417	0.00527	0.00337	0.00854	0.0018
Semivolatile Organic Compounds																
1,2-Diphenylhydrazine	*0.0011*	*0.0026*	<0.00008	<0.00008	<0.0001	<0.0001	<0.0001	<0.0001	<0.00005	<0.00005	<0.00005	<0.000104	<0.000107	**<0.00529**	<0.000104	<0.000021
2,4-Dimethylphenol	*0.49*	*1.5*	<0.0003	0.00042 J	<0.00008	<0.00008	<0.00008	<0.00008	<0.00005	0.00059	0.00056	0.002	<0.000301	<0.0149	<0.000292	<0.00004
2,4-Dinitrotoluene	*0.0013*	*0.003*	<0.0002	<0.0002	<0.00009	<0.00009	<0.00009	<0.00009	<0.00005	<0.00005	<0.00005	<0.000123	<0.000126	**<0.00625**	<0.000123	<0.000058
2,6-Dinitrotoluene	*0.0013*	*0.003*	<0.0002	<0.0002	<0.00007	<0.00007	<0.00007	<0.00007	<0.00006	<0.00006	<0.00006	<0.0000755	<0.0000777	**<0.00385**	<0.0000755	<0.000042
2-Chloronaphthalene	*2*	*5.8*	<0.0004	<0.00041	<0.00012	<0.0001	<0.0001	<0.0001	<0.00005	<0.00005	<0.00005	<0.0000755	<0.0000777	<0.00385	<0.0000755	<0.000021
2-Methylnaphthalene	*0.098*	*0.29*	0.0127	**0.0995**	0.044	0.033	0.042	0.038	**0.14**	0.001	0.046	0.00997	**0.124**	0.0475	0.059	0.0076
4,6-Dinitro-2-methylphenol	*0.0024*	*0.0073*	<0.0002	<0.00051	<0.00008	<0.00008	<0.00008	<0.00008	<0.00008	<0.00008	<0.00008	<0.000783	<0.000806	**<0.0399**	<0.000783	<0.00002
4-Nitrophenol	*0.049*	*0.15*	<0.00025	<0.00026	<0.00007	<0.00007	<0.00007	<0.00007	<0.00005	<0.00005	<0.00005	<0.000528	<0.000544	<0.0269	<0.000528	<0.000047
Acenaphthene	*1.5*	*4.4*	0.134	0.442	0.17	0.17	0.16	0.27	0.2	0.13	0.13	0.141	0.332	0.3	0.205	0.13
Acenaphthylene	*1.5*	*4.4*	<0.0003	<0.00031	0.0017	0.0015	0.00097	0.0011	0.00097	0.00071	0.0012	<0.0000566	<0.0000583	<0.00288	<0.0000566	0.002
Anthracene	*7.3*	*22*	0.00377	0.00432	0.003	0.0036	0.0049	0.0063	0.0053	0.0028	0.0046	0.00313	0.0085	0.0111 J	0.00642	0.0026
Benzo(a)anthracene	*0.0091*	*0.02*	0.00023 J	<0.0002	<0.00007	<0.00007	<0.00007	<0.00007	<0.00005	<0.00005	<0.00005	<0.0000755	<0.0000777	<0.00385	<0.0000755	<0.00005
Benzo(a)pyrene	*0.0002*	*0.0002*	<0.0002	<0.0002	<0.00008	<0.00008	<0.00008	<0.00008	<0.00005	<0.00005	<0.00005	<0.0000755	<0.0000777	**<0.00385**	<0.0000755	<0.00002
bis(2-Chloroethoxy)methane	*0.00083*	*0.0019*	<0.0004	<0.00041	<0.00009	<0.00009	<0.00009	<0.00009	<0.00005	<0.00005	<0.00005	<0.000123	<0.000126	**<0.00625**	<0.000123	<0.00003
bis(2-Ethylhexyl)phthalate (DEHP)	*0.006*	*0.006*	<0.0002	<0.0002	0.0026	<0.00073	<0.00084	0.0016	<0.00012	<0.0001	<0.0001	<0.000349	<0.000359	**<0.0178**	<0.000349	<0.000037
Chrysene	*0.91*	*2*	<0.0002	<0.0002	<0.00007	<0.00007	<0.00007	<0.00007	<0.00005	<0.00005	<0.00005	<0.0000755	<0.0000777	<0.00385	<0.0000755	<0.000021
Dibenzofuran	*0.098*	*0.29*	0.0239	**0.156**	0.047	0.043	0.048	0.05	0.078	0.028	0.046	0.0416	**0.104**	0.0693	0.0572	0.029
Di-n-butylphthalate (DBP)	*2.4*	*7.3*	<0.0002	<0.0002	0.00029	0.00011 J	<0.00007	<0.00007	<0.00005	<0.00005	<0.00005	<0.000104	0.000187 J	<0.00529	<0.000104	<0.00002
Fluoranthene	*0.98*	*2.9*	0.00178	0.00183	0.0011	0.0015	0.002	0.0023	0.0021	0.00094	0.0015	0.000885	0.00361	<0.00337	0.00257	0.002
Fluorene	*0.98*	*2.9*	0.0394	0.18	0.059	0.06	0.062	0.076	0.092	0.043	0.063	0.056	0.139	0.114	0.0822	0.041
Naphthalene	*0.49*	*1.5*	0.00684	0.271	0.048	<0.0018	0.036	0.0023	0.087	0.008	0.27	0.0501 J	**0.526**	0.326	0.248	0.0005
Nitrobenzene	*0.049*	*0.15*	<0.0004	<0.00041	<0.00009	<0.00009	<0.00009	<0.00009	<0.00005	<0.00005	<0.00005	<0.000104	<0.000107	<0.00529	<0.000104	<0.000024
N-Nitrosodiphenylamine	*0.19*	*0.42*	<0.00025	<0.00026	<0.00009	<0.00009	<0.00009	<0.00009	0.00055	<0.00005	<0.00005	<0.0000943	<0.0000971	<0.00481	<0.0000943	<0.000025
Pentachlorophenol	*0.001*	*0.001*	<0.0002	<0.0002	<0.00008	<0.00008	<0.00008	<0.00008	<0.00005	<0.00005	<0.00005	<0.000575	<0.000592	**<0.0293**	<0.000575	<0.000079
Phenanthrene	*0.73*	*2.2*	0.0039	0.0229	0.0095	0.0074	0.012	0.019	0.036	0.0056	0.014	0.00792	0.052	0.0375	0.0203	0.0046
Phenol	*7.3*	*22*	<0.0002	<0.0002	<0.00007	<0.00007	0.0002	<0.00007	<0.00005	<0.00005	<0.00005	<0.0000377	<0.0000388	<0.00192	<0.0000377	<0.000035
Pyrene	*0.73*	*2.2*	0.00127	0.000664	0.00042	0.00062	0.00076	0.00095	0.00089	0.00053	0.00084	0.000496	0.00154	<0.00529	0.00101	0.0009
Metals																
Arsenic	*0.01*	*0.01*														**0.0264**

Notes:
1. All values in milligrams per liter (mg/L).
2. Concentrations > RAL and non-detects are highlighted light gray.
3. Concentrations > C/I AL and non-detects are highlighted dark gray
4. TRRP Protective Concentration Limits (PCLs) (30 TAC §350, Table 3), updated January 2021.
5. RAL = Residential Assessment Level, C/I = Commercial/Industrial
6. J = Estimated value, < = not detected at the specified detection limit.
7. MW-32A was screened in the B-CZ & replaced with MW-32AR
8. Based on historical data, MW-25A and MW-25C were likely mislabeled in March 2018 and results are provided correctly in this table.

TABLE 2
ANALYTICAL RESULTS SUMMARY (2008 - 2022)
CLASS 2 GROUNDWATER
HOUSTON, TX - WOOD PRESERVING WORKS

	Residential Assessment Level	***C/I PCL***	MW-15A 03/18/2018	MW-15A 05/15/2018	MW-15A 01/08/2019	MW-15A 07/10/2019	MW-15A 01/14/2020	MW-15A 07/14/2020	MW-15A 01/19/2021	MW-15A 07/08/2021	MW-15A 01/12/2022	MW-15A 03/24/2022	MW-15B 02/02/2012	MW-15B 07/19/2012	MW-15B 01/30/2013	MW-15B 07/30/2013
Volatile Organic Compounds																
1,2-Dichloroethane	*0.005*	*0.005*	<0.0002	<0.0002	<0.0002	<0.0002	<0.0002	<0.0002	<0.0002	<0.0002	<0.0002	<0.0002	<0.005	<0.0025	<0.00014	<0.00014
Benzene	*0.005*	*0.005*	0.00051 J	0.0006 J	<0.0002	0.00074 J	0.00034 J	0.00064 J	0.00078 J	0.00092 J	0.00053 J	0.00028 J	<0.005	**0.0053 J**	0.0022	0.00484
Chlorobenzene	*0.1*	*0.1*	<0.0003	<0.0003	<0.0003	<0.0003	<0.0003	<0.0003	<0.0003	<0.0003	<0.0003	<0.0003	<0.005	<0.0025	<0.00012	0.000124 J
Ethylbenzene	*0.7*	*0.7*	<0.0003	<0.0003	<0.0003	0.00035 J	<0.0003	0.00037 J	0.00033 J	0.0003 J	<0.0003	<0.0003	0.02 J	0.014 J	0.00159	0.00399
Methylene chloride	*0.005*	*0.005*	<0.001	<0.001	<0.001	<0.001	<0.001	<0.001	<0.001	<0.001	<0.001	<0.001	**<0.0065**	<0.005	<0.00015	<0.00015
Toluene	*1*	*1*	<0.0002	<0.0002	<0.0002	<0.0002	<0.0002	<0.0002	0.00035 J	0.00032 J	<0.0002	<0.0002	<0.005	<0.0025	<0.00015	0.000155 J
Vinyl chloride	*0.002*	*0.002*														
Xylenes (total)	*10*	*10*	<0.0003	<0.0003	0.0008 J	0.0026	0.00093 J	0.0026	0.0014	0.0018	0.0024	0.00066 J	<0.016	<0.0075	0.000356 J	0.00876
Semivolatile Organic Compounds																
1,2-Diphenylhydrazine	*0.0011*	*0.0026*	<0.000021	<0.000021	<0.000021	<0.000021	0.00036	<0.000021	<0.000021	<0.000021	<0.000021	<0.000021	<0.00005	<0.00005	<0.000104	<0.000107
2,4-Dimethylphenol	*0.49*	*1.5*	<0.00004	<0.00004	<0.00004	<0.00024	<0.00004	<0.00004	<0.00004	<0.00004	<0.00004	0.0033	<0.00043	<0.00005	<0.000292	<0.000301
2,4-Dinitrotoluene	*0.0013*	*0.003*	<0.000058	<0.000058	<0.000058	<0.000058	<0.000058	<0.000058	<0.000058	<0.000058	<0.000058	<0.000058	<0.00005	<0.00005	<0.000123	<0.000126
2,6-Dinitrotoluene	*0.0013*	*0.003*	<0.000042	<0.000042	<0.000042	<0.000042	<0.000042	<0.000042	<0.000042	<0.000042	<0.000042	<0.000042	<0.00006	<0.00006	<0.0000755	<0.0000777
2-Chloronaphthalene	*2*	*5.8*	<0.000021	<0.000021	<0.000021	<0.000021	<0.000021	<0.000021	<0.000021	<0.000021	<0.000021	<0.000021	<0.00005	<0.00005	<0.0000755	<0.0000777
2-Methylnaphthalene	*0.098*	*0.29*	0.0016	0.0034	0.0098	0.0077	0.018	0.014	0.013	0.02	0.0011	0.004	**0.29**	0.023	<0.000744	0.00327
4,6-Dinitro-2-methylphenol	*0.0024*	*0.0073*	<0.00002	<0.00002	<0.00002	<0.00002	<0.00002	<0.00002	<0.00002	<0.00002	<0.00002	<0.00002	<0.00008	<0.00008	<0.000783	<0.000806
4-Nitrophenol	*0.049*	*0.15*	<0.000047	<0.000047	<0.000047	<0.000047	<0.000047	<0.000047	<0.000047	<0.000047	<0.000047	<0.000047	<0.00005	<0.00005	<0.000528	<0.000544
Acenaphthene	*1.5*	*4.4*	0.099	0.1	0.1	0.11	0.14	0.091	0.076	0.19	0.056	0.062	0.17	0.075	0.0413	0.114
Acenaphthylene	*1.5*	*4.4*	0.0007	0.00069	<0.000015	0.00045	0.00066	0.00047	0.00077	0.00077	0.0015	0.00071	0.0011	0.0008	0.000987	<0.0000583
Anthracene	*7.3*	*22*	0.0024	0.0032	0.0025	0.0026	0.0048	0.0028	0.0023	0.0057	0.0015	0.0024	0.039	0.0071	0.00179	0.00581
Benzo(a)anthracene	*0.0091*	*0.02*	<0.00005	<0.00005	<0.00005	<0.00005	<0.00005	<0.00005	<0.00005	<0.00005	<0.00005	<0.00005	0.00016 J	0.00017 J	<0.0000755	0.000218 J
Benzo(a)pyrene	*0.0002*	*0.0002*	<0.00002	<0.00002	<0.00002	<0.00002	<0.00002	<0.00002	<0.00002	<0.00002	<0.00002	<0.00002	<0.00005	<0.00005	<0.0000755	<0.0000777
bis(2-Chloroethoxy)methane	*0.00083*	*0.0019*	<0.00003	<0.00003	<0.00003	<0.00003	<0.00003	<0.00003	<0.00003	<0.00003	<0.00003	<0.00003	<0.00005	<0.00005	<0.000123	<0.000126
bis(2-Ethylhexyl)phthalate (DEHP)	*0.006*	*0.006*	<0.000037	**0.0093**	<0.000037	<0.000037	<0.000037	<0.000037	<0.000037	<0.00017	<0.000037	0.00023	<0.0001	<0.00018	<0.000349	<0.000359
Chrysene	*0.91*	*2*	<0.000021	<0.000021	<0.000021	<0.000021	<0.000021	<0.000021	<0.000021	<0.000021	<0.000021	<0.000021	0.00019 J	0.00013 J	<0.0000755	0.000167 J
Dibenzofuran	*0.098*	*0.29*	0.024	0.018	0.023	0.035	0.036	0.024	0.02	0.041	0.014	0.014	**0.15**	0.052	0.0127	0.0589
Di-n-butylphthalate (DBP)	*2.4*	*7.3*	<0.00002	<0.00002	<0.00002	<0.00002	<0.00002	<0.00002	<0.00028	<0.00002	<0.00002	0.000077 J	<0.00005	<0.00005	<0.000104	0.000187 J
Fluoranthene	*0.98*	*2.9*	0.0012	0.0016	0.0012	0.0018	0.0031	0.0021	0.0021	0.0041	0.0018	0.0018	0.012	0.0062	0.00101	0.00615
Fluorene	*0.98*	*2.9*	0.036	0.029	0.038	0.054	0.065	0.041	0.031	0.074	0.019	0.026	0.084	0.036	0.011	0.0459
Naphthalene	*0.49*	*1.5*	<0.00034	<0.00037	<0.00032	<0.0066	0.00022	<0.00092	<0.00098	0.00052	<0.00046	0.011	**2.5**	**0.82**	0.0569 J	**0.943**
Nitrobenzene	*0.049*	*0.15*	<0.000024	<0.000024	<0.000024	<0.000024	<0.000024	<0.000024	<0.000024	<0.000024	<0.000024	<0.000024	<0.00005	<0.00005	<0.000104	<0.000107
N-Nitrosodiphenylamine	*0.19*	*0.42*	<0.000025	<0.000025	<0.000025	<0.000025	<0.000025	<0.000025	<0.000025	<0.000025	<0.000025	<0.000025	<0.00005	<0.00005	<0.0000943	<0.0000971
Pentachlorophenol	*0.001*	*0.001*	<0.000079	<0.000079	<0.000079	<0.000079	<0.000079	<0.000079	<0.000079	<0.000079	<0.000079	<0.000079	<0.00005	<0.00005	<0.000575	<0.000592
Phenanthrene	*0.73*	*2.2*	0.0054	0.0074	0.009	0.0095	0.025	0.0096	0.0082	0.021	0.00084	0.0067	0.08	0.052	0.00199	0.0376
Phenol	*7.3*	*22*	<0.000035	<0.000035	<0.000035	0.00039	<0.000035	<0.000035	<0.000035	<0.000035	<0.000035	0.0049	<0.00012	<0.00005	<0.0000377	<0.0000388
Pyrene	*0.73*	*2.2*	0.00063	0.00078	0.00051	0.00075	0.0013	0.00098	0.00083	0.0017	0.0008	0.00084	0.005	0.0031	0.000513	0.00291
Metals																
Arsenic	*0.01*	*0.01*	**0.0137**	**0.019**	**0.027**	**0.0251**	**0.0441**	**0.022**	**0.0144**	**0.0204**	**0.0126**	**0.0187**				

Notes:

1. All values in milligrams per liter (mg/L).
2. Concentrations > RAL and non-detects are highlighted light gray.
3. Concentrations > C/I AL and non-detects are highlighted dark gray
4. TRRP Protective Concentration Limits (PCLs) (30 TAC §350, Table 3), updated January 2021.
5. RAL = Residential Assessment Level, C/I = Commercial/Industrial
6. J = Estimated value, < = not detected at the specified detection limit.
7. MW-32A was screened in the B-CZ & replaced with MW-32AR
8. Based on historical data, MW-25A and MW-25C were likely mislabeled in March 2018 and results are provided correctly in this table.

TABLE 2
ANALYTICAL RESULTS SUMMARY (2008 - 2022)
CLASS 2 GROUNDWATER
HOUSTON, TX - WOOD PRESERVING WORKS

	Residential Assessment Level	***C/I PCL***	MW-15B 01/14/2014	MW-15B 07/17/2014	MW-15B 01/23/2018	MW-15B 03/18/2018	MW-15B 05/15/2018	MW-15B 01/08/2019	MW-15B 07/10/2019	MW-15B 01/14/2020	MW-15B 07/14/2020	MW-15B 01/19/2021	MW-15B 07/08/2021	MW-15B 01/05/2022	MW-15C 01/30/2008	MW-15C 07/15/2008
Volatile Organic Compounds																
1,2-Dichloroethane	*0.005*	*0.005*	<0.00014	<0.00014	<0.0002	<0.0002	<0.0002	<0.0002	<0.0002	<0.0002	<0.0002	<0.0002	<0.0002	<0.0002	<0.00052	<0.00052
Benzene	*0.005*	*0.005*	0.00101	0.00292	<0.0002	<0.0002	0.00071 J	<0.0002	0.0023	<0.0002	0.0025	<0.0002	0.0024	<0.0002	0.00109 J	<0.00025
Chlorobenzene	*0.1*	*0.1*	<0.00012	0.000136 J	<0.0003	<0.0003	<0.0003	<0.0003	<0.0003	<0.0003	<0.0003	<0.0003	<0.0003	<0.0003	<0.00047	<0.00047
Ethylbenzene	*0.7*	*0.7*	0.00019 J	0.00903	<0.0003	<0.0003	0.001	<0.0003	0.0031	<0.0003	0.0016	<0.0003	0.0015	<0.0003	0.00135 J	<0.00025
Methylene chloride	*0.005*	*0.005*	<0.00015	<0.00015	<0.001	<0.001	<0.001	<0.001	<0.001	<0.001	<0.001	<0.001	<0.001	<0.001	<0.00054	<0.00054
Toluene	*1*	*1*	<0.00015	<0.00015	<0.0002	<0.0002	<0.0002	<0.0002	<0.0002	<0.0002	<0.0002	<0.0002	0.00036 J	<0.0002	<0.00041	<0.00041
Vinyl chloride	*0.002*	*0.002*														
Xylenes (total)	*10*	*10*	0.000876 J	0.00464	<0.0003	<0.0003	<0.0003	<0.0003	0.0025	<0.0003	0.0026	<0.0003	0.0028	0.00078 J	<0.00127	<0.00127
Semivolatile Organic Compounds																
1,2-Diphenylhydrazine	*0.0011*	*0.0026*	<0.00106	<0.000104	<0.000021	<0.000021	<0.000021	<0.000021	<0.000021	<0.000021	<0.000021	<0.000021	<0.000021	<0.000021	<0.00008	<0.00008
2,4-Dimethylphenol	*0.49*	*1.5*	<0.00298	<0.000292	<0.00004	<0.00004	<0.00004	<0.00004	<0.00016	<0.00004	<0.00004	<0.00004	<0.00004	<0.00004	<0.00029	<0.00032
2,4-Dinitrotoluene	*0.0013*	*0.003*	<0.00125	<0.000123	<0.000059	<0.000058	<0.000059	<0.000059	<0.000058	<0.000058	<0.000058	<0.000058	<0.000058	<0.000058	<0.0002	<0.00021
2,6-Dinitrotoluene	*0.0013*	*0.003*	<0.000769	<0.0000755	<0.000042	<0.000042	<0.000042	<0.000042	<0.000042	<0.000042	<0.000042	<0.000042	<0.000042	<0.000042	<0.0002	<0.00021
2-Chloronaphthalene	*2*	*5.8*	<0.000769	<0.0000755	<0.000021	<0.000021	<0.000021	<0.000021	<0.000021	<0.000021	<0.000021	<0.000021	<0.000021	<0.000021	<0.00039	<0.00042
2-Methylnaphthalene	*0.098*	*0.29*	0.00325 J	0.00622	<0.000019	<0.000019	0.00015	<0.000019	0.016	<0.000019	0.013	0.003	0.029	<0.00041	<0.00039	<0.00042
4,6-Dinitro-2-methylphenol	*0.0024*	*0.0073*	**<0.00798**	<0.000783	<0.00002	<0.00002	<0.00002	<0.00002	<0.00002	<0.00002	<0.00002	<0.00002	<0.00002	<0.00002	<0.0002	<0.00053
4-Nitrophenol	*0.049*	*0.15*	<0.00538	<0.000528	<0.000047	<0.000047	<0.000047	<0.000047	<0.000047	<0.000047	<0.000047	<0.000047	<0.000047	<0.000047	<0.00024	<0.00026
Acenaphthene	*1.5*	*4.4*	0.134	0.0653	<0.000027	<0.000027	0.012	0.0026	0.029	0.000073 J	0.019	0.015	0.045	0.035	0.0293	0.103
Acenaphthylene	*1.5*	*4.4*	0.00148 J	<0.0000566	0.000059 J	<0.000015	0.00027	0.00015	0.00034	<0.000015	0.00018	0.00029	0.00031	0.00035	<0.00029	0.000651
Anthracene	*7.3*	*22*	0.00665	0.00517	0.00034	0.00016	0.00058	0.00023	0.0016	0.00011	0.0018	0.00033	0.0027	0.00075	<0.0002	0.000731
Benzo(a)anthracene	*0.0091*	*0.02*	0.000868 J	0.00031 J	0.00017	<0.00005	0.00011	<0.000051	0.00016	<0.00005	0.00018	0.000074 J	0.00021	0.00012	<0.0002	<0.00021
Benzo(a)pyrene	*0.0002*	*0.0002*	**<0.000769**	<0.0000755	0.00007 J	<0.00002	<0.00002	<0.00002	<0.00002	<0.00002	<0.00002	<0.00002	<0.00002	<0.00002	<0.0002	**<0.00021**
bis(2-Chloroethoxy)methane	*0.00083*	*0.0019*	**<0.00125**	<0.000123	<0.00003	<0.00003	<0.00003	<0.00003	<0.00003	<0.00003	<0.00003	<0.00003	<0.00003	<0.00003	<0.00039	<0.00042
bis(2-Ethylhexyl)phthalate (DEHP)	*0.006*	*0.006*	<0.00356	0.000548	<0.00007	<0.000037	0.0001 J	<0.000037	<0.000037	0.000055 J	<0.000037	<0.000037	<0.00017	<0.000037	0.00044 J	<0.00021
Chrysene	*0.91*	*2*	<0.000769	0.000228 J	0.00014	<0.000021	0.000098 J	<0.000021	0.00013	<0.000021	0.00015	0.000067	0.00019	0.000094 J	<0.0002	<0.00021
Dibenzofuran	*0.098*	*0.29*	0.0509	0.0272	0.0005	<0.00002	0.0025	0.00014	0.013	<0.00002	0.0097	0.0061	0.022	0.0074	0.0336	0.0904
Di-n-butylphthalate (DBP)	*2.4*	*7.3*	<0.00106	<0.000104	<0.00002	<0.00002	0.000042 J	0.000022 J	<0.00002	<0.00002	<0.00002	<0.00002	<0.00002	<0.00002	<0.0002	<0.00021
Fluoranthene	*0.98*	*2.9*	0.0131	0.00736	0.0027	<0.00001	0.0031	0.00045	0.0042	0.00011	0.0037	0.0019	0.0064	0.0028	0.000607	0.00103
Fluorene	*0.98*	*2.9*	0.0443	0.0231	0.00017	<0.00003	0.0028	0.000055 J	0.01	0.000062 J	0.0098	0.0042	0.021	0.0061	0.00328	0.00278
Naphthalene	*0.49*	*1.5*	0.248	0.452	<0.00002	<0.00002	0.02	<0.00002	0.33	<0.00002	0.32	0.099	0.42	<0.019	0.00137	0.00195
Nitrobenzene	*0.049*	*0.15*	<0.00106	<0.000104	<0.000024	<0.000024	<0.000024	<0.000024	<0.000024	<0.000024	<0.000024	<0.000024	<0.000024	<0.000024	<0.00039	<0.00042
N-Nitrosodiphenylamine	*0.19*	*0.42*	<0.000962	<0.0000943	<0.000025	<0.000025	<0.000025	<0.000025	<0.000025	<0.000025	<0.000025	<0.000025	<0.000025	<0.000025	<0.00024	<0.00026
Pentachlorophenol	*0.001*	*0.001*	**<0.00587**	<0.000575	<0.00008	<0.000079	<0.00008	<0.00008	<0.000079	<0.000079	<0.000079	<0.000079	<0.000079	<0.000079	<0.0002	<0.00021
Phenanthrene	*0.73*	*2.2*	0.0257	0.0204	0.00033	<0.000021	0.00016	<0.000021	0.0065	0.00005 J	0.0087	0.00058	0.015	0.0004	<0.0002	0.00028 J
Phenol	*7.3*	*22*	0.00141 J	0.00112	<0.000035	<0.000035	<0.000035	<0.000035	<0.00019	<0.000035	<0.000035	0.000096 J	<0.000035	<0.000035	<0.0002	<0.00021
Pyrene	*0.73*	*2.2*	0.00569	0.00406	0.0016	<0.000019	0.0017	0.00027	0.0018	0.00006 J	0.0021	0.00099	0.0035	0.002	0.000542	0.00052
Metals																
Arsenic	*0.01*	*0.01*			0.00895	0.00329	**0.0111**	0.00244	**0.0133**	0.00343	**0.0131**	**0.0171**	**0.0128**	**0.014**		

Notes:

1. All values in milligrams per liter (mg/L).
2. Concentrations > RAL and non-detects are highlighted light gray.
3. Concentrations > C/I AL and non-detects are highlighted dark gray
4. TRRP Protective Concentration Limits (PCLs) (30 TAC §350, Table 3), updated January 2021.
5. RAL = Residential Assessment Level, C/I = Commercial/Industrial
6. J = Estimated value, < = not detected at the specified detection limit.
7. MW-32A was screened in the B-CZ & replaced with MW-32AR
8. Based on historical data, MW-25A and MW-25C were likely mislabeled in March 2018 and results are provided correctly in this table.

TABLE 2
ANALYTICAL RESULTS SUMMARY (2008 - 2022)
CLASS 2 GROUNDWATER
HOUSTON, TX - WOOD PRESERVING WORKS

	Residential Assessment Level	***C/I PCL***	MW-15C 02/04/2009	MW-15C 01/18/2010	MW-15C 06/23/2010	MW-15C 01/17/2011	MW-15C 07/13/2011	MW-15C 02/02/2012	MW-15C 07/19/2012	MW-15C 01/30/2013	MW-15C 07/30/2013	MW-15C 01/14/2014	MW-15C 07/17/2014	MW-15C 01/23/2018	MW-15C 03/18/2018	MW-15C 05/15/2018
Volatile Organic Compounds																
1,2-Dichloroethane	*0.005*	*0.005*	<0.0005	<0.0005	<0.0005	<0.0005	<0.001	<0.001	<0.0005	<0.00014	<0.00014	<0.00014	<0.00014	<0.0002	<0.0002	<0.0002
Benzene	*0.005*	*0.005*	0.00096 J	0.0012 J	0.001 J	0.00096 J	<0.001	<0.001	<0.0005	0.000951 J	0.000831 J	0.000863 J	0.000781 J	0.00063 J	0.00053 J	0.00052 J
Chlorobenzene	*0.1*	*0.1*	<0.0005		<0.0005	<0.0005	<0.001	<0.001	<0.0005	<0.00012	<0.00012	<0.00012	<0.00012	<0.0003	<0.0003	<0.0003
Ethylbenzene	*0.7*	*0.7*	0.00068 J	0.00058 J	<0.0005	<0.0005	<0.0011	0.0017 J	<0.0005	0.000408 J	0.000203 J	0.000275 J	0.000219 J	<0.0003	<0.0003	<0.0003
Methylene chloride	*0.005*	*0.005*	<0.0005	<0.0005	<0.0005	<0.0005	<0.0013	<0.0013	<0.001	<0.00015	<0.00015	<0.00015	<0.00015	<0.001	<0.001	<0.001
Toluene	*1*	*1*	<0.0005	<0.0005	<0.0005	<0.0005	<0.001	<0.001	<0.0005	0.000323 J	0.000263 J	0.000305 J	0.00019 J	<0.0002	<0.0002	<0.0002
Vinyl chloride	*0.002*	*0.002*														
Xylenes (total)	*10*	*10*	<0.001	<0.001	<0.001	<0.001	<0.0031	<0.0031	<0.0015	0.000604 J	0.000839 J	0.000581 J	0.000392 J	<0.0003	<0.0003	<0.0003
Semivolatile Organic Compounds																
1,2-Diphenylhydrazine	*0.0011*	*0.0026*	<0.0001	<0.0001	<0.0001	<0.0001	<0.00005	<0.00005	<0.00005	**<0.0104**	<0.000107	<0.00106	<0.000104	<0.000021	<0.000021	<0.000021
2,4-Dimethylphenol	*0.49*	*1.5*	<0.00008	<0.00008	<0.00008	<0.00008	<0.00005	<0.00005	<0.00005	**113**	<0.000301	<0.00298	<0.000292	<0.00004	<0.00004	<0.00004
2,4-Dinitrotoluene	*0.0013*	*0.003*	<0.00009	<0.00009	<0.00009	<0.00009	<0.00005	<0.00005	<0.00005	**<0.0123**	<0.000126	<0.00125	<0.000123	<0.000058	<0.000058	<0.000059
2,6-Dinitrotoluene	*0.0013*	*0.003*	<0.00007	<0.00007	<0.00007	<0.00007	<0.00006	<0.00006	<0.00006	**<0.00755**	<0.0000777	<0.000769	<0.0000755	<0.000042	<0.000042	<0.000042
2-Chloronaphthalene	*2*	*5.8*	<0.00012	<0.0001	<0.0001	<0.0001	<0.00005	<0.00005	<0.00005	<0.00755	<0.0000777	<0.000769	<0.0000755	<0.000021	<0.000021	<0.000021
2-Methylnaphthalene	*0.098*	*0.29*	0.000084 J	<0.00007	<0.00007	<0.00007	<0.00005	0.000099 J	0.00022	**0.35**	<0.000068	<0.000673	<0.000066	<0.000019	<0.000019	<0.000019
4,6-Dinitro-2-methylphenol	*0.0024*	*0.0073*	<0.00008	<0.00008	<0.00008	<0.00008	<0.00008	<0.00008	<0.00008	**<0.0783**	<0.000806	**<0.00798**	<0.000783	<0.00002	<0.00002	<0.00002
4-Nitrophenol	*0.049*	*0.15*	<0.00007	<0.00007	<0.00007	<0.00007	<0.00005	<0.00005	<0.00005	**<0.0528**	<0.000544	<0.00538	<0.000528	<0.000047	<0.000047	<0.000047
Acenaphthene	*1.5*	*4.4*	0.034	0.0097	0.013	0.032	0.016	0.041	0.042	0.13	0.0574	0.0912	0.0455	0.027	0.021	0.02
Acenaphthylene	*1.5*	*4.4*	0.00052	0.00041	0.00062	0.0011	0.0012	0.0013	0.002	<0.00566	0.00268	<0.000577	0.00342	0.0027	0.002	0.0022
Anthracene	*7.3*	*22*	0.00078	0.00031	<0.00007	<0.00007	<0.00005	0.00021	0.00045	0.0191 J	0.0000945 J	<0.000481	0.000315 J	0.00047	0.000095 J	0.000067 J
Benzo(a)anthracene	*0.0091*	*0.02*	<0.00007	<0.00007	<0.00007	<0.00007	<0.00005	<0.00005	<0.00005	<0.00755	<0.0000777	<0.000769	<0.0000755	<0.00005	<0.00005	<0.000051
Benzo(a)pyrene	*0.0002*	*0.0002*	<0.00008	<0.00008	<0.00008	<0.00008	<0.00005	<0.00005	<0.00005	**<0.00755**	<0.0000777	**<0.000769**	<0.0000755	<0.00002	<0.00002	<0.00002
bis(2-Chloroethoxy)methane	*0.00083*	*0.0019*	<0.00009	<0.00009	<0.00009	<0.00009	<0.00005	<0.00005	<0.00005	**<0.0123**	<0.000126	**<0.00125**	<0.000123	<0.00003	<0.00003	<0.00003
bis(2-Ethylhexyl)phthalate (DEHP)	*0.006*	*0.006*	<0.0002	<0.00065	<0.00059	0.00044	<0.00057	<0.0001	<0.00012	**<0.0349**	<0.000359	<0.00356	0.000526	<0.000067	<0.000037	0.000072 J
Chrysene	*0.91*	*2*	<0.00007	<0.00007	<0.00007	<0.00007	<0.00005	<0.00005	<0.00005	<0.00755	<0.0000777	<0.000769	<0.0000755	<0.000021	<0.000021	<0.000021
Dibenzofuran	*0.098*	*0.29*	0.034	0.0075	0.005	0.018	0.0046	0.027	0.021	**0.116**	0.0141	0.0317	0.0102	0.0081	0.0029	0.0046
Di-n-butylphthalate (DBP)	*2.4*	*7.3*	<0.00007	<0.00007	<0.00007	<0.00007	<0.00005	<0.00005	0.000059 J	<0.0104	<0.000107	<0.00106	<0.000104	<0.00002	<0.00002	0.000037 J
Fluoranthene	*0.98*	*2.9*	0.0006	0.00029	0.0002 J	0.0003	0.00031	0.0016	0.00079	<0.0066	0.000634	0.00158 J	0.000763	0.00094	0.00054	0.00074
Fluorene	*0.98*	*2.9*	0.0027	0.0011	0.00071	0.0017	0.00074	0.0025	0.0014	0.0769	0.00159	0.00224 J	0.00135	0.001	0.00045	0.00064
Naphthalene	*0.49*	*1.5*	0.0016	<0.00057	<0.00094	0.00091	<0.00046	0.0011	0.0018	**89.7**	<0.00122	<0.00182	<0.000748	0.00042	<0.00031	<0.00039
Nitrobenzene	*0.049*	*0.15*	<0.00009	<0.00009	<0.00009	<0.00009	<0.00005	<0.00005	<0.00005	<0.0104	<0.000107	<0.00106	<0.000104	<0.000024	<0.000024	<0.000024
N-Nitrosodiphenylamine	*0.19*	*0.42*	<0.00009	<0.00009	<0.00009	<0.00009	<0.00005	<0.00005	<0.00005	<0.00943	<0.0000971	<0.000962	<0.0000943	<0.000025	<0.000025	<0.000025
Pentachlorophenol	*0.001*	*0.001*	<0.00008	<0.00008	<0.00008	<0.00008	<0.00005	<0.00005	<0.00005	**<0.0575**	<0.000592	**<0.00587**	<0.000575	<0.000079	<0.000079	<0.00008
Phenanthrene	*0.73*	*2.2*	<0.00007	0.00014 J	<0.00007	<0.00007	0.00019 J	0.0015	0.00038	0.0868	0.000354 J	<0.000577	<0.0000566	<0.000021	0.00019	0.00041
Phenol	*7.3*	*22*	<0.00007	<0.00007	<0.00007	<0.00007	<0.00005	<0.00005	<0.00005	**61.8**	<0.0000388	<0.000385	<0.0000377	<0.000035	<0.000035	<0.000035
Pyrene	*0.73*	*2.2*	0.00027	0.00012 J	0.00011 J	0.00015 J	0.00018 J	0.00093	0.00046	<0.0104	0.00037 J	<0.00106	0.00043 J	0.00049	0.00035	0.00043
Metals																
Arsenic	*0.01*	*0.01*												0.000738 J	0.000598 J	0.000777 J

Notes:

1. All values in milligrams per liter (mg/L).
2. Concentrations > RAL and non-detects are highlighted light gray.
3. Concentrations > C/I AL and non-detects are highlighted dark gray
4. TRRP Protective Concentration Limits (PCLs) (30 TAC §350, Table 3), updated January 2021.
5. RAL = Residential Assessment Level, C/I = Commercial/Industrial
6. J = Estimated value, < = not detected at the specified detection limit.
7. MW-32A was screened in the B-CZ & replaced with MW-32AR
8. Based on historical data, MW-25A and MW-25C were likely mislabeled in March 2018 and results are provided correctly in this table.

TABLE 2
ANALYTICAL RESULTS SUMMARY (2008 - 2022)
CLASS 2 GROUNDWATER
HOUSTON, TX - WOOD PRESERVING WORKS

	Residential Assessment Level	***C/I PCL***	MW-15C 01/08/2019	MW-15C 07/10/2019	MW-15C 01/14/2020	MW-15C 07/14/2020	MW-15C 01/19/2021	MW-15C 07/13/2021	MW-15C 01/05/2022	MW-17 01/31/2008	MW-17 07/15/2008	MW-17 02/04/2009	MW-17 01/18/2010	MW-17 06/23/2010	MW-17 01/17/2011	MW-17 07/13/2011
Volatile Organic Compounds																
1,2-Dichloroethane	*0.005*	*0.005*	<0.0002	<0.0002	<0.0002	<0.0002	<0.0002	<0.0002	<0.001	<0.00052	**<0.01**	<0.0005	<0.0025	<0.0025	<0.0025	<0.001
Benzene	*0.005*	*0.005*	0.00058 J	0.0005 J	0.00059 J	0.00045 J	0.00067 J	0.00051 J	<0.001	**0.545**	**0.448**	**0.65**	**0.59**	**0.65**	**0.31**	**0.45**
Chlorobenzene	*0.1*	*0.1*	<0.0003	<0.0003	<0.0003	<0.0003	<0.0003	<0.0003	<0.0015	<0.00047	<0.0094	<0.0005		<0.0025	<0.0025	<0.001
Ethylbenzene	*0.7*	*0.7*	<0.0003	<0.0003	<0.0003	<0.0003	<0.0003	<0.0003	<0.0015	0.193	0.142	0.26	0.26	0.2	0.21	0.21
Methylene chloride	*0.005*	*0.005*	<0.001	<0.001	<0.001	<0.001	<0.001	<0.001	**0.0061 J**	<0.00054	**<0.011**	<0.0005	<0.0025	**<0.0056**	<0.0025	<0.0013
Toluene	*1*	*1*	<0.0002	<0.0002	<0.0002	<0.0002	0.00047 J	0.00054 J	<0.001	0.909	0.728	**1.1**	1	0.88	0.97	0.85
Vinyl chloride	*0.002*	*0.002*														
Xylenes (total)	*10*	*10*	<0.0003	<0.0003	<0.0003	<0.0003	<0.0003	<0.0003	<0.0015	0.582	0.44	0.55	0.72	0.61	0.64	0.54
Semivolatile Organic Compounds																
1,2-Diphenylhydrazine	*0.0011*	*0.0026*	<0.000021	<0.000021	<0.000021	<0.000021	<0.000021	<0.000021	<0.000021	**<0.002**	**<0.008**	<0.0001	0.001 J	<0.001	<0.0001	<0.00005
2,4-Dimethylphenol	*0.49*	*1.5*	<0.00004	0.0052	<0.00004	<0.00004	0.0001 J	<0.00004	<0.00004	**11.7**	**13.4**	**2.6**	**3.7**	**13**	**3.9 J**	**2.7**
2,4-Dinitrotoluene	*0.0013*	*0.003*	<0.000058	<0.000058	<0.000058	<0.000058	<0.000058	<0.000058	<0.000058	**<0.0038**	**<0.021**	<0.00009	0.0009 J	<0.0009	<0.00009	<0.00005
2,6-Dinitrotoluene	*0.0013*	*0.003*	<0.000042	<0.000042	<0.000042	<0.000042	<0.000042	<0.000042	<0.000042	**<0.0038**	**<0.021**	<0.00007	0.0007 J	<0.0007	<0.00007	<0.00006
2-Chloronaphthalene	*2*	*5.8*	<0.000021	<0.000021	<0.000021	<0.000021	<0.000021	<0.000021	<0.000021	<0.0076	<0.042	<0.00012	0.001 J	<0.001	<0.0001	<0.00005
2-Methylnaphthalene	*0.098*	*0.29*	<0.000019	<0.00066	<0.000019	<0.000019	<0.00045	0.000052 J	<0.0001	**0.42**	**0.582**	**0.27**	**0.56 J**	**0.39**	**0.97**	**0.75**
4,6-Dinitro-2-methylphenol	*0.0024*	*0.0073*	<0.00002	<0.00002	<0.00002	<0.00002	<0.00002	<0.00002	<0.00002	**<0.0038**	**<0.053**	<0.00008	0.0008 J	<0.0008	<0.00008	<0.00008
4-Nitrophenol	*0.049*	*0.15*	<0.000047	<0.000047	<0.000047	<0.000047	<0.000047	<0.000047	<0.000047	<0.0048	<0.026	<0.00007	0.0007 J	<0.0007	<0.00007	<0.00005
Acenaphthene	*1.5*	*4.4*	0.02	0.017	0.016	0.0049	0.015	0.022	0.024	0.137	0.241	0.094	0.17 J	0.071	0.52	0.22
Acenaphthylene	*1.5*	*4.4*	0.0014	0.0015	0.00089	0.00055	0.00071	0.0012	0.0012	<0.0057	<0.032	0.0041	0.0067 J	0.003	0.008	0.0069
Anthracene	*7.3*	*22*	0.00031	0.00064	0.00057	0.000038 J	0.00052	0.00019	0.00047	0.0115	0.022	0.0099	0.013 J	0.0075	0.12	0.014
Benzo(a)anthracene	*0.0091*	*0.02*	<0.00005	<0.00005	<0.00005	<0.00005	<0.00005	<0.00005	<0.00005	<0.0038	**<0.021**	0.0004	0.0007 J	<0.0007	**0.033**	0.00047
Benzo(a)pyrene	*0.0002*	*0.0002*	<0.00002	<0.00002	<0.00002	<0.00002	<0.00002	<0.00002	<0.00002	**<0.0038**	**<0.021**	0.00014 J	**0.0008 J**	**<0.0008**	**0.0097**	**0.00027**
bis(2-Chloroethoxy)methane	*0.00083*	*0.0019*	<0.00003	<0.00003	<0.00003	<0.00003	<0.00003	<0.00003	<0.00003	**<0.0076**	**<0.042**	<0.00009	**0.0009 J**	**<0.0009**	<0.00009	<0.00005
bis(2-Ethylhexyl)phthalate (DEHP)	*0.006*	*0.006*	<0.000037	<0.000037	<0.000037	0.000065 J	<0.000037	<0.00005	0.000051 J	<0.0038	**<0.021**	<0.0002	0.002 J	<0.002	0.0022	<0.00044
Chrysene	*0.91*	*2*	<0.000021	<0.000021	<0.000021	<0.000021	<0.000021	<0.000021	<0.000021	<0.0038	<0.021	0.00032	0.0007 J	<0.0007	0.025	0.00047
Dibenzofuran	*0.098*	*0.29*	0.0053	0.0039	0.0045	0.00074	0.007	0.0076	0.012	**0.115**	**0.195**	0.079	**0.15 J**	0.065	**0.47**	**0.19**
Di-n-butylphthalate (DBP)	*2.4*	*7.3*	<0.00002	<0.00002	<0.00002	<0.00002	<0.00002	0.00004 J	<0.00002	<0.0038	<0.021	<0.00007	0.0007 J	<0.0007	<0.00007	<0.00005
Fluoranthene	*0.98*	*2.9*	0.00075	0.00086	0.00066	0.00032	0.00098	0.00098	0.0011	0.0044	<0.021	0.0035	0.0037 J	0.0022	0.17	0.0039
Fluorene	*0.98*	*2.9*	0.00056	0.00097	0.00051	0.00017	0.0016	0.00074	0.0011	0.0701	0.109	0.047	0.076 J	0.039	0.42	0.12
Naphthalene	*0.49*	*1.5*	<0.00032	0.019	0.00024	<0.00016	<0.0012	0.0012	<0.0024	**23.6**	**25.5**	**9.7**	**16**	**15**	**16**	**19**
Nitrobenzene	*0.049*	*0.15*	<0.000024	<0.000024	<0.000024	<0.000024	<0.000024	<0.000024	<0.000024	<0.0076	<0.042	<0.00009	0.0009 J	<0.0009	<0.00009	<0.00005
N-Nitrosodiphenylamine	*0.19*	*0.42*	<0.000025	<0.000025	<0.000025	<0.000025	<0.000025	<0.000025	<0.000025	<0.0048	<0.026	<0.00009	0.0009 J	<0.0009	<0.00009	<0.00005
Pentachlorophenol	*0.001*	*0.001*	<0.000079	<0.000079	<0.000079	<0.000079	<0.000079	<0.000079	<0.000079	**<0.0038**	**<0.021**	<0.00008	0.0008 J	<0.0008	<0.00008	<0.00005
Phenanthrene	*0.73*	*2.2*	<0.000021	<0.00039	0.00008 J	0.00031	<0.00045	0.000061 J	0.000088 J	0.0502	0.099	0.038	0.06 J	0.033	**0.91**	0.078
Phenol	*7.3*	*22*	<0.000035	<0.00026	<0.000035	<0.000035	<0.000035	<0.000035	<0.000035	**20.2**	**16.5**	5.5	**7.7**	**19**	3.6	3.1
Pyrene	*0.73*	*2.2*	0.00041	0.00043	0.00038	0.00029	0.00052	0.00065	0.00064	0.0076	<0.021	0.002	0.0021 J	0.0012 J	0.12	0.0019
Metals																
Arsenic	*0.01*	*0.01*	0.000629 J	0.000889 J	0.000773 J	0.000914 J	<0.0004	0.000493 J	0.000739 J							

Notes:

1. All values in milligrams per liter (mg/L).
2. Concentrations > RAL and non-detects are highlighted light gray.
3. Concentrations > C/I AL and non-detects are highlighted dark gray
4. TRRP Protective Concentration Limits (PCLs) (30 TAC §350, Table 3), updated January 2021.
5. RAL = Residential Assessment Level, C/I = Commercial/Industrial
6. J = Estimated value, < = not detected at the specified detection limit.
7. MW-32A was screened in the B-CZ & replaced with MW-32AR
8. Based on historical data, MW-25A and MW-25C were likely mislabeled in March 2018 and results are provided correctly in this table.

TABLE 2
ANALYTICAL RESULTS SUMMARY (2008 - 2022)
CLASS 2 GROUNDWATER
HOUSTON, TX - WOOD PRESERVING WORKS

	Residential Assessment Level	***C/I PCL***	MW-17 02/01/2012	MW-17 07/12/2012	MW-17 02/14/2013	MW-17 02/14/2013 Duplicate	MW-17 04/01/2013	MW-17 04/01/2013 Duplicate	MW-17 07/30/2013	MW-17 01/13/2014	MW-17 07/17/2014	MW-17 01/30/2018	MW-17 03/18/2018	MW-17 05/16/2018	MW-17 01/09/2019	MW-17 07/10/2019
Volatile Organic Compounds																
1,2-Dichloroethane	*0.005*	*0.005*	<0.005	<0.005			**<0.007**	**<0.007**	**<0.014**	**<0.007**	<0.0028	<0.0002	<0.0002	<0.002	<0.002	<0.0002
Benzene	*0.005*	*0.005*	**0.24**	**0.46**			**0.435**	**0.41**	**0.174**	**0.324**	**0.576**	**0.47**	**0.55**	**0.61**	**0.35**	**0.54**
Chlorobenzene	*0.1*	*0.1*	<0.005	<0.005			<0.006	<0.006	<0.012	<0.006	<0.0024	<0.0003	<0.0003	<0.003	<0.003	<0.0003
Ethylbenzene	*0.7*	*0.7*	0.23	0.21			0.217	0.22	0.279	0.251	0.209	0.26	0.19	0.23	0.21	0.23
Methylene chloride	*0.005*	*0.005*	**<0.0065**	**<0.01**			**<0.0075**	**<0.0075**	**0.115**	**<0.0075**	**0.0187 J**	<0.001	<0.001	**<0.01**	**<0.01**	<0.001
Toluene	*1*	*1*	0.74	0.81			0.878	0.861	0.68	0.931	0.93	0.97	0.83	0.82	0.68	0.83
Vinyl chloride	*0.002*	*0.002*														
Xylenes (total)	*10*	*10*	0.63	0.69			0.702	0.672	0.698	0.724	0.641	0.81	0.47	0.77	0.66	0.78
Semivolatile Organic Compounds																
1,2-Diphenylhydrazine	*0.0011*	*0.0026*	<0.0005	<0.00005	**<0.038**	**<0.038**	**<0.0423**	**<0.0423**	**<0.00534**	**<0.0529**	**<0.00519**	<0.00021	<0.00021	<0.00021	<0.00021	<0.00021
2,4-Dimethylphenol	*0.49*	*1.5*	**3**	**4**	**7.93**	**7.03**	**11.3**	**10.4**	**3.19**	**6.75**	**13.9**	**4.3**	**7.7**	**4.2**	**1.9**	**5.9**
2,4-Dinitrotoluene	*0.0013*	*0.003*	<0.0005	<0.00005	**<0.032**	**<0.032**	**<0.05**	**<0.05**	**<0.00631**	**<0.0625**	**<0.00613**	<0.00058	<0.00058	<0.00059	<0.00058	<0.00058
2,6-Dinitrotoluene	*0.0013*	*0.003*	<0.0006	<0.00006	**<0.029**	**<0.029**	**<0.0308**	**<0.0308**	**<0.00388**	**<0.0385**	**<0.00377**	<0.00042	<0.00042	<0.00042	<0.00042	<0.00042
2-Chloronaphthalene	*2*	*5.8*	<0.0005	<0.00005	<0.019	<0.019	<0.0308	<0.0308	<0.00388	<0.0385	<0.00377	<0.00021	<0.00021	<0.00021	<0.00021	<0.00021
2-Methylnaphthalene	*0.098*	*0.29*	**0.29**	**0.51**	**0.443**	**0.421**	**1.04**	**1.24**	**1.04**	**0.857**	**0.636**	**0.3**	**0.38**	**0.34**	**0.23**	**0.39**
4,6-Dinitro-2-methylphenol	*0.0024*	*0.0073*	<0.0008	<0.00008	**<0.016**	**<0.016**	**<0.319**	**<0.319**	**<0.0403**	**<0.399**	**<0.0392**	<0.0002	<0.0002	<0.0002	<0.0002	<0.0002
4-Nitrophenol	*0.049*	*0.15*	<0.0005	<0.00005	<0.033	<0.033	**<0.215**	**<0.215**	<0.0272	**<0.269**	<0.0264	<0.00047	<0.00047	0.0076 J	<0.00047	<0.00047
Acenaphthene	*1.5*	*4.4*	0.13	0.14	0.159	0.155	0.36	0.369	0.353	0.315	0.195	0.084	0.13	0.11	0.091	0.16
Acenaphthylene	*1.5*	*4.4*	0.0056	0.005	<0.016	<0.016	<0.0231	<0.0231	0.0147 J	<0.0288	<0.00283	0.0029	<0.00015	0.0041	0.0029	0.0042
Anthracene	*7.3*	*22*	0.0096	0.014	<0.044	<0.044	0.0192 J	0.0822 J	0.0233 J	0.0278 J	0.0202 J	0.0065	0.011	0.0094	0.0057	0.0092
Benzo(a)anthracene	*0.0091*	*0.02*	<0.0005	0.00018 J	**<0.025**	**<0.025**	**<0.0308**	**<0.0308**	<0.00388	**<0.0385**	<0.00377	<0.0005	<0.0005	<0.00051	<0.0005	<0.0005
Benzo(a)pyrene	*0.0002*	*0.0002*	**<0.0005**	<0.00005	**<0.013**	**<0.013**	**<0.0308**	**<0.0308**	**<0.00388**	**<0.0385**	**<0.00377**	<0.0002	<0.0002	<0.0002	<0.0002	<0.0002
bis(2-Chloroethoxy)methane	*0.00083*	*0.0019*	<0.0005	<0.00005	**<0.019**	**<0.019**	**<0.05**	**<0.05**	**<0.00631**	**<0.0625**	**<0.00613**	<0.0003	<0.0003	<0.0003	<0.0003	<0.0003
bis(2-Ethylhexyl)phthalate (DEHP)	*0.006*	*0.006*	<0.001	0.00027	**<0.059**	**<0.059**	**<0.142**	**<0.142**	**<0.018**	**<0.178**	**<0.0175**	<0.00037	<0.00037	<0.00037	<0.00037	<0.00037
Chrysene	*0.91*	*2*	<0.0005	0.00011 J	<0.024	<0.024	<0.0308	<0.0308	<0.00388	<0.0385	<0.00377	<0.00021	<0.00021	<0.00021	<0.00021	<0.00021
Dibenzofuran	*0.098*	*0.29*	0.093	**0.13**	**0.133 J**	**0.128 J**	**0.275**	**0.234**	**0.253**	**0.211 J**	**0.148**	0.071	0.092	0.082	0.072	**0.12**
Di-n-butylphthalate (DBP)	*2.4*	*7.3*	<0.0005	<0.00005	<0.187	<0.187	<0.0423	<0.0423	<0.00534	<0.0529	<0.00519	<0.0002	<0.0002	<0.0002	<0.0002	<0.0002
Fluoranthene	*0.98*	*2.9*	0.0026	0.0034	<0.031	<0.031	<0.0269	<0.0269	0.00667 J	<0.0337	0.00429 J	0.0022	0.003	0.0022	0.0015	0.0039
Fluorene	*0.98*	*2.9*	0.059	0.082	0.0672 J	0.0489 J	0.146 J	0.0718 J	0.165	0.16 J	0.0943	0.04	0.057	0.051	0.043	0.06
Naphthalene	*0.49*	*1.5*	**10**	**14**	**15.3**	**13.8**	**25.2**	**25.6**	**25.8**	**21.3**	**15.4**	**7.4**	**12**	**8.1**	**5.5**	**8.9**
Nitrobenzene	*0.049*	*0.15*	<0.0005	<0.00005	<0.02	<0.02	<0.0423	<0.0423	<0.00534	**<0.0529**	<0.00519	<0.00024	<0.00024	<0.00024	<0.00024	<0.00024
N-Nitrosodiphenylamine	*0.19*	*0.42*	<0.0005	<0.00005	<0.033	<0.033	<0.0385	<0.0385	<0.00485	<0.0481	<0.00472	<0.00025	<0.00025	<0.00025	<0.00025	<0.00025
Pentachlorophenol	*0.001*	*0.001*	<0.0005	<0.00005	**<0.096**	**<0.096**	**<0.235**	**<0.235**	**<0.0296**	**<0.293**	**<0.0288**	<0.00079	<0.00079	<0.0008	<0.00079	<0.00079
Phenanthrene	*0.73*	*2.2*	0.042	0.063	0.0564 J	0.0534 J	0.124 J	0.0231 J	0.123	0.0993 J	0.0725	0.034	0.044	0.044	0.028	0.045
Phenol	*7.3*	*22*	3.7	6.1	**20.7**	**16.2**	**22.2**	**25.1**	1.54	6.46	**18.1**	7.1	**18**	6.5	2.2	**9.9**
Pyrene	*0.73*	*2.2*	0.0018 J	0.0018	<0.033	<0.033	<0.0423	<0.0423	<0.00534	<0.0529	<0.00519	0.0011	0.0015	0.0014	0.00081 J	0.0018
Metals																
Arsenic	*0.01*	*0.01*										**0.0444**	**0.0419**	**0.0415**	**0.046**	**0.046**

Notes:

1. All values in milligrams per liter (mg/L).
2. Concentrations > RAL and non-detects are highlighted light gray.
3. Concentrations > C/I AL and non-detects are highlighted dark gray
4. TRRP Protective Concentration Limits (PCLs) (30 TAC §350, Table 3), updated January 2021.
5. RAL = Residential Assessment Level, C/I = Commercial/Industrial
6. J = Estimated value, < = not detected at the specified detection limit.
7. MW-32A was screened in the B-CZ & replaced with MW-32AR
8. Based on historical data, MW-25A and MW-25C were likely mislabeled in March 2018 and results are provided correctly in this table.

TABLE 2
ANALYTICAL RESULTS SUMMARY (2008 - 2022)
CLASS 2 GROUNDWATER
HOUSTON, TX - WOOD PRESERVING WORKS

	Residential Assessment Level	***C/I PCL***	MW-17 01/14/2020	MW-17 07/14/2020	MW-17 01/20/2021	MW-17 07/20/2021	MW-17 01/26/2022	MW-17 03/24/2022	MW-17C 01/30/2008	MW-17C 01/30/2008 Duplicate	MW-17C 07/15/2008	MW-17C 02/04/2009	MW-17C 01/18/2010	MW-17C 06/23/2010	MW-17C 01/17/2011	MW-17C 07/13/2011
Volatile Organic Compounds																
1,2-Dichloroethane	*0.005*	*0.005*	<0.0002	<0.0002	**<0.01**	<0.002	<0.0002	<0.002	<0.00052	<0.00052	<0.00052	<0.0005	<0.0005	<0.0005	<0.0005	<0.001
Benzene	*0.005*	*0.005*	<0.0002	**0.41**	**0.3**	**0.48**	**0.42**	**0.22**	**0.0565**	**0.0517**	**0.0426**	**0.03**	**0.0083**	**0.024**	**0.023**	**0.01**
Chlorobenzene	*0.1*	*0.1*	<0.0003	<0.0003	<0.015	<0.003	<0.0003	<0.003	<0.00047	<0.00047	<0.00047	<0.0005		<0.0005	<0.0005	<0.001
Ethylbenzene	*0.7*	*0.7*	<0.0003	0.2	0.19	0.18	0.17	0.12	0.292	0.312	0.226	0.17	0.053	0.2	0.21	0.021
Methylene chloride	*0.005*	*0.005*	<0.001	<0.001	**<0.05**	**<0.01**	<0.001	**<0.01**	<0.00054	<0.00054	<0.00054	<0.0005	<0.0005	<0.0005	<0.0005	<0.0013
Toluene	*1*	*1*	<0.0002	0.65	0.61	0.75	0.79	0.37	0.0137	0.014	0.0102	0.008	0.0042 J	0.0071	0.0081	0.0046 J
Vinyl chloride	*0.002*	*0.002*														
Xylenes (total)	*10*	*10*	<0.0003	0.6	0.57	0.54	0.6	0.33	0.485	0.485	0.353	0.25	0.046	0.33	0.42 J	0.029
Semivolatile Organic Compounds																
1,2-Diphenylhydrazine	*0.0011*	*0.0026*	<0.000021	<0.00021	<0.00021	<0.00021	<0.00021	<0.00021	<0.0008	**<0.04**	<0.00008	<0.0001	<0.0001	<0.0001	<0.0001	<0.00005
2,4-Dimethylphenol	*0.49*	*1.5*	<0.00004	**11**	0.2	**0.85**	**2.6**	**0.88**	<0.0029	<0.14	0.00054 J	0.0028	0.044	0.0018	0.0035 J	**1.5**
2,4-Dinitrotoluene	*0.0013*	*0.003*	<0.000058	<0.00058	<0.00058	<0.00058	<0.00058	<0.00058	**<0.0019**	**<0.096**	<0.00021	<0.00009	<0.00009	<0.00009	<0.00009	<0.00005
2,6-Dinitrotoluene	*0.0013*	*0.003*	<0.000042	<0.00042	<0.00042	<0.00042	<0.00042	<0.00042	**<0.0019**	**<0.096**	<0.00021	<0.00007	<0.00007	<0.00007	<0.00007	<0.00006
2-Chloronaphthalene	*2*	*5.8*	<0.000021	<0.00021	<0.00021	<0.00021	<0.00021	<0.00021	<0.0038	<0.19	<0.00042	<0.00012	<0.0001	<0.0001	<0.0001	<0.00005
2-Methylnaphthalene	*0.098*	*0.29*	<0.000019	**0.62**	**0.21**	0.094	**0.29**	**0.25**	**1.09**	**0.418**	0.0954	0.085	0.063	**0.099**	0.075	0.0073
4,6-Dinitro-2-methylphenol	*0.0024*	*0.0073*	<0.00002	<0.0002	<0.0002	<0.0002	<0.0002	<0.0002	<0.0019	**<0.096**	<0.00053	<0.00008	<0.00008	<0.00008	<0.00008	<0.00008
4-Nitrophenol	*0.049*	*0.15*	<0.000047	<0.00047	<0.00047	<0.00047	<0.00047	<0.00047	<0.0024	**<0.12**	<0.00026	<0.00007	<0.00007	<0.00007	<0.00007	<0.00005
Acenaphthene	*1.5*	*4.4*	<0.000027	0.25	0.07	0.029	0.17	0.085	0.726	0.339	0.227	0.14	0.13	0.14	0.18	0.021
Acenaphthylene	*1.5*	*4.4*	<0.000015	0.0039	0.0023	0.0034	0.0046	<0.00015	<0.0029	<0.14	0.00251	0.0012	0.0013	0.0016	0.0017	0.00028
Anthracene	*7.3*	*22*	<0.000014	0.0086	0.0064	0.0093	0.0085	0.0063	0.178	<0.096	0.00985	0.0084	0.0057	0.0071	0.015	0.0016
Benzo(a)anthracene	*0.0091*	*0.02*	<0.00005	<0.0005	0.0009 J	<0.0005	<0.0005	<0.0005	**0.0466**	**<0.096**	<0.00021	0.00018 J	0.00013 J	0.00016 J	0.0012	0.00017 J
Benzo(a)pyrene	*0.0002*	*0.0002*	<0.00002	<0.0002	<0.0002	<0.0002	<0.0002	<0.0002	**0.0128**	**<0.096**	**<0.00021**	<0.00008	<0.00008	<0.00008	**0.00027**	<0.00005
bis(2-Chloroethoxy)methane	*0.00083*	*0.0019*	<0.00003	<0.0003	<0.0003	<0.0003	<0.0003	<0.0003	**<0.0038**	**<0.19**	<0.00042	<0.00009	<0.00009	<0.00009	<0.00009	<0.00005
bis(2-Ethylhexyl)phthalate (DEHP)	*0.006*	*0.006*	<0.000037	<0.00037	<0.00037	<0.00037	<0.00037	0.0017 J	<0.0019	**<0.096**	0.00021 J	<0.0002	<0.0039	<0.0018	0.0015	**<0.012**
Chrysene	*0.91*	*2*	<0.000021	<0.00021	0.00062	<0.00021	<0.00021	<0.00021	0.0428	<0.096	<0.00021	0.00017 J	0.00012 J	0.00017 J	0.001	<0.00005
Dibenzofuran	*0.098*	*0.29*	<0.00002	**0.1**	0.061	0.092	0.095	0.066	**0.61**	**0.291**	**0.19**	**0.13**	**0.11**	**0.13**	**0.19**	0.021
Di-n-butylphthalate (DBP)	*2.4*	*7.3*	<0.00002	<0.0002	<0.0002	<0.0002	<0.0002	<0.0002	<0.0019	<0.096	<0.00021	<0.00007	<0.00007	<0.00007	<0.00007	<0.00005
Fluoranthene	*0.98*	*2.9*	0.00011	0.003	0.0056	0.0036	0.003	0.0023	0.322	<0.096	0.00845	0.007	0.0044	0.005	0.019	0.0018
Fluorene	*0.98*	*2.9*	<0.00003	0.066	0.039	0.056	0.065	0.048	0.422	0.167	0.0799	0.062	0.055	0.069	0.083	0.009
Naphthalene	*0.49*	*1.5*	<0.00002	**18**	0.2	**9**	**8.9**	**5.4**	**9.8**	**6.35**	**5.84**	**3.4**	**2.2**	**3.4**	**4.1**	0.37
Nitrobenzene	*0.049*	*0.15*	<0.000024	<0.00024	<0.00024	<0.00024	<0.00024	<0.00024	<0.0038	**<0.19**	<0.00042	<0.00009	<0.00009	<0.00009	<0.00009	<0.00005
N-Nitrosodiphenylamine	*0.19*	*0.42*	<0.000025	<0.00025	<0.00025	<0.00025	<0.00025	<0.00025	<0.0024	<0.12	<0.00026	<0.00009	<0.00009	<0.00009	<0.00009	<0.00005
Pentachlorophenol	*0.001*	*0.001*	<0.000079	<0.00079	<0.00079	<0.00079	<0.00079	<0.00079	**<0.0019**	**<0.096**	<0.00021	<0.00008	<0.00008	<0.00008	<0.00008	<0.00005
Phenanthrene	*0.73*	*2.2*	<0.000021	0.048	0.036	0.047	0.045	0.035	**1.09**	0.316	0.104	0.078	0.058	0.08	0.076	0.014
Phenol	*7.3*	*22*	<0.000035	**33**	0.6	0.4	4.8	1.8	<0.0019	<0.096	0.0349	0.0013	0.14	<0.00007	0.00078	0.025
Pyrene	*0.73*	*2.2*	0.000066 J	0.0017	0.0036	0.0018	0.0014	0.0011	0.19	<0.096	0.00445	0.0033	0.0028	0.0026	0.009	0.00098
Metals																
Arsenic	*0.01*	*0.01*	0.00154 J	**0.0514**	**0.0584**	**0.0602**	**0.0633**	**0.0524**								

Notes:
1. All values in milligrams per liter (mg/L).
2. Concentrations > RAL and non-detects are highlighted light gray.
3. Concentrations > C/I AL and non-detects are highlighted dark gray
4. TRRP Protective Concentration Limits (PCLs) (30 TAC §350, Table 3), updated January 2021.
5. RAL = Residential Assessment Level, C/I = Commercial/Industrial
6. J = Estimated value, < = not detected at the specified detection limit.
7. MW-32A was screened in the B-CZ & replaced with MW-32AR
8. Based on historical data, MW-25A and MW-25C were likely mislabeled in March 2018 and results are provided correctly in this table.

TABLE 2
ANALYTICAL RESULTS SUMMARY (2008 - 2022)
CLASS 2 GROUNDWATER
HOUSTON, TX - WOOD PRESERVING WORKS

	Residential Assessment Level	***C/I PCL***	MW-17C 02/01/2012	MW-17C 07/12/2012	MW-17C 02/14/2013	MW-17C 04/01/2013	MW-17C 07/30/2013	MW-17C 01/13/2014	MW-17C 07/17/2014	MW-17C 01/31/2018	MW-17C 03/18/2018	MW-17C 05/16/2018	MW-17C 01/10/2019	MW-17C 07/10/2019	MW-17C 01/15/2020	MW-17C 07/14/2020
Volatile Organic Compounds																
1,2-Dichloroethane	*0.005*	*0.005*	<0.005	<0.0005		<0.0014	<0.0014	<0.0007	<0.00014	<0.0002	<0.0002	<0.001	<0.0002	<0.0002	<0.0002	<0.0002
Benzene	*0.005*	*0.005*	**0.016 J**	**0.013**		**0.0114**	**0.0162**	**0.00939**	**0.0132**	**0.014**	**0.0067**	**0.0099**	**0.012**	**0.0097**	<0.0002	**0.0071**
Chlorobenzene	*0.1*	*0.1*	<0.005	<0.0005		<0.0012	<0.0012	<0.0006	<0.00012	<0.0003	<0.0003	<0.0015	<0.0003	<0.0003	<0.0003	<0.0003
Ethylbenzene	*0.7*	*0.7*	0.19	0.17		0.161	0.225	0.123	0.0374	0.042	0.16	0.12	0.027	0.027	<0.0003	0.11
Methylene chloride	*0.005*	*0.005*	**<0.0065**	<0.001		0.00368 J	**0.00786 J**	<0.00075	<0.00015	<0.001	<0.001	<0.005	<0.001	<0.001	<0.001	<0.001
Toluene	*1*	*1*	0.0067 J	0.0057		0.0049 J	0.00743 J	0.00471 J	0.0073	0.0097	0.0038	0.0069	0.0087	0.0073	<0.0002	0.0036
Vinyl chloride	*0.002*	*0.002*														--
Xylenes (total)	*10*	*10*	0.22	0.21		0.217	0.27	0.141	0.0482	0.071	0.1	0.094	0.05	0.039	<0.0003	0.056
Semivolatile Organic Compounds																
1,2-Diphenylhydrazine	*0.0011*	*0.0026*	<0.00005	<0.00005	**<0.038**	<0.000106	**<0.0107**	**<0.0106**	**<0.00519**	<0.00021	<0.00021	<0.000021	<0.000021	<0.000021	<0.000021	<0.00021
2,4-Dimethylphenol	*0.49*	*1.5*	<0.00005	0.039	0.0418 J	<0.000298	<0.0301	<0.0298	**7.09**	**0.59**	0.03	0.08	0.47	0.21	<0.00004	0.17
2,4-Dinitrotoluene	*0.0013*	*0.003*	<0.00005	<0.00005	**<0.032**	<0.000125	**<0.0126**	**<0.0125**	**<0.00613**	<0.00058	<0.00058	<0.000058	<0.000058	<0.000058	<0.000058	<0.00058
2,6-Dinitrotoluene	*0.0013*	*0.003*	<0.00006	<0.00006	**<0.029**	<0.0000769	**<0.00777**	**<0.00769**	**<0.00377**	<0.00042	<0.00042	<0.000042	<0.000042	<0.000042	<0.000042	<0.00042
2-Chloronaphthalene	*2*	*5.8*	<0.00005	<0.00005	<0.019	<0.0000769	<0.00777	<0.00769	<0.00377	<0.00021	<0.00021	<0.000021	<0.000021	<0.000021	<0.000021	<0.00021
2-Methylnaphthalene	*0.098*	*0.29*	0.062	**0.1**	**0.173**	**0.176**	**0.151**	**0.144**	0.0203 J	0.094	**0.12**	**1.1**	0.025	0.026	0.000073 J	0.048
4,6-Dinitro-2-methylphenol	*0.0024*	*0.0073*	<0.00008	<0.00008	**<0.016**	<0.000798	**<0.0806**	**<0.0798**	**<0.0392**	<0.0002	<0.0002	<0.00002	<0.00002	<0.00002	<0.00002	<0.0002
4-Nitrophenol	*0.049*	*0.15*	<0.00005	<0.00005	<0.033	0.00502	**<0.0544**	**<0.0538**	<0.0264	0.0035 J	<0.00047	0.0017	<0.000047	<0.000047	<0.000047	<0.00047
Acenaphthene	*1.5*	*4.4*	0.097	0.14	0.194	0.216	0.239	0.218	0.0299	0.043	0.15	1.4	0.031	0.035	0.00023	0.079
Acenaphthylene	*1.5*	*4.4*	0.0011	0.0018	<0.016	<0.0000577	<0.00583	<0.00577	<0.00283	0.00076 J	0.002	0.0017	0.00047	0.00037	<0.000015	0.0011
Anthracene	*7.3*	*22*	0.0048	0.008	<0.044	0.011	0.0144 J	0.0156 J	<0.00236	0.0017	0.01	0.0088	0.0012	0.0013	<0.000014	0.0063
Benzo(a)anthracene	*0.0091*	*0.02*	0.000091 J	0.00022	**<0.025**	0.00016 J	<0.00777	<0.00769	<0.00377	<0.0005	<0.0005	0.00011	0.000062 J	<0.00005	<0.00005	<0.0005
Benzo(a)pyrene	*0.0002*	*0.0002*	<0.00005	<0.00005	**<0.013**	<0.0000769	**<0.00777**	**<0.00769**	**<0.00377**	<0.0002	<0.0002	<0.00002	<0.00002	<0.00002	<0.00002	<0.0002
bis(2-Chloroethoxy)methane	*0.00083*	*0.0019*	<0.00005	<0.00005	**<0.019**	<0.000125	**<0.0126**	**<0.0125**	**<0.00613**	<0.0003	<0.0003	<0.00003	<0.00003	<0.00003	<0.00003	<0.0003
bis(2-Ethylhexyl)phthalate (DEHP)	*0.006*	*0.006*	<0.001	0.0048	**<0.059**	0.00148	**<0.0359**	**0.0491 J**	**<0.0175**	0.005	0.0053	0.0018	0.00062	0.00056	<0.000037	<0.00037
Chrysene	*0.91*	*2*	0.00013 J	0.00016 J	<0.024	0.000167 J	<0.00777	<0.00769	<0.00377	<0.00021	<0.00021	0.00011	0.000059 J	<0.000021	<0.000021	<0.00021
Dibenzofuran	*0.098*	*0.29*	0.096	**0.14**	**0.16**	**0.185**	**0.199**	**0.184**	0.0255	0.039	**0.13**	**0.099**	0.027	0.027	0.000065 J	0.068
Di-n-butylphthalate (DBP)	*2.4*	*7.3*	<0.00005	<0.00005	<0.187	<0.000106	<0.0107	<0.0106	<0.00519	<0.0002	<0.0002	0.000058 J	<0.00002	<0.00002	<0.00002	<0.0002
Fluoranthene	*0.98*	*2.9*	0.002	0.0048	<0.031	0.00784	0.00795 J	0.00707 J	<0.0033	0.00073 J	0.0056	0.0044	0.00078	0.0009	0.00034	0.0034
Fluorene	*0.98*	*2.9*	0.054	0.066	0.0785 J	0.0989	0.103	0.0907	0.0118 J	0.019	0.066	0.06	0.012	0.014	0.000061 J	0.042
Naphthalene	*0.49*	*1.5*	**3.3**	**4**	**0.988**	**5.9**	**4.4**	**6.24**	**0.772**	**1.8**	**4.8**	**53**	**1.1**	**0.97**	0.00016	**2.6**
Nitrobenzene	*0.049*	*0.15*	<0.00005	<0.00005	<0.02	<0.000106	<0.0107	<0.0106	<0.00519	<0.00024	<0.00024	<0.000024	<0.000024	<0.000024	<0.000024	<0.00024
N-Nitrosodiphenylamine	*0.19*	*0.42*	<0.00005	<0.00005	<0.033	<0.0000962	<0.00971	<0.00962	<0.00472	<0.00025	<0.00025	<0.000025	<0.000025	<0.000025	<0.000025	<0.00025
Pentachlorophenol	*0.001*	*0.001*	<0.00005	<0.00005	**<0.096**	<0.000587	**<0.0592**	**<0.0587**	**<0.0288**	<0.00079	<0.00079	<0.000079	<0.000079	<0.000079	<0.000079	<0.00079
Phenanthrene	*0.73*	*2.2*	0.0081	0.076	0.106 J	0.12	0.12	0.11	0.0122 J	0.014	0.071	0.07	0.01	0.01	<0.000021	0.047
Phenol	*7.3*	*22*	0.00014 J	<0.0002	0.107 J	<0.0000385	<0.00388	<0.00385	**8.33**	0.0025	0.0036	0.00022	0.033	0.00073	<0.000035	0.18
Pyrene	*0.73*	*2.2*	0.0025	0.0028	<0.033	0.00356	<0.0107	<0.0106	<0.00519	0.00031 J	0.0031	0.0025	0.00045	0.00046	0.00021	0.0017
Metals																
Arsenic	*0.01*	*0.01*								0.00112 J	0.00688	0.00479	0.0013 J	0.000854 J	0.00184 J	0.00531

Notes:

1. All values in milligrams per liter (mg/L).
2. Concentrations > RAL and non-detects are highlighted light gray.
3. Concentrations > C/I AL and non-detects are highlighted dark gray
4. TRRP Protective Concentration Limits (PCLs) (30 TAC §350, Table 3), updated January 2021.
5. RAL = Residential Assessment Level, C/I = Commercial/Industrial
6. J = Estimated value, < = not detected at the specified detection limit.
7. MW-32A was screened in the B-CZ & replaced with MW-32AR
8. Based on historical data, MW-25A and MW-25C were likely mislabeled in March 2018 and results are provided correctly in this table.

TABLE 2
ANALYTICAL RESULTS SUMMARY (2008 - 2022)
CLASS 2 GROUNDWATER
HOUSTON, TX - WOOD PRESERVING WORKS

	Residential Assessment Level	***C/I PCL***	MW-17C 01/20/2021	MW-17C 07/20/2021	MW-17C 01/13/2022	MW-18A 01/30/2008	MW-18A 07/15/2008	MW-18A 02/05/2009	MW-18A 01/18/2010	MW-18A 06/24/2010	MW-18A 01/17/2011	MW-18A 07/13/2011	MW-18A 02/01/2012	MW-18A 07/11/2012	MW-18A 01/31/2013	MW-18A 07/29/2013
Volatile Organic Compounds																
1,2-Dichloroethane	*0.005*	*0.005*	<0.0002	<0.002	<0.001	<0.00052	<0.00052	<0.0025	<0.005	<0.0025	<0.0025	<0.005	<0.005	<0.005	**<0.007**	0.00405 J
Benzene	*0.005*	*0.005*	**0.018**	**0.019**	**0.011**	**0.503**	**0.321**	**0.48**	**0.51**	**0.47**	**0.55**	**0.59**	**0.28**	**0.68**	**0.636**	**0.491**
Chlorobenzene	*0.1*	*0.1*	<0.0003	<0.003	<0.0015	0.0167	0.0074	0.017 J	<0.005	<0.0025	<0.0025	<0.005	<0.005	<0.005	<0.006	<0.0012
Ethylbenzene	*0.7*	*0.7*	0.045	0.014	0.14	0.555	0.153	0.52	0.48	0.54	0.55	0.39	0.55	0.3	0.316	0.398
Methylene chloride	*0.005*	*0.005*	<0.001	**<0.01**	<0.005	<0.00054	<0.00054	<0.0025	<0.005	<0.0025	<0.0025	**<0.0065**	**<0.0065**	**<0.01**	**<0.0075**	**0.00976 J**
Toluene	*1*	*1*	0.0031	0.018	0.0045 J	0.374	0.0718	0.23	0.32	0.45	0.35	0.23	0.21	0.21	0.154	0.239
Vinyl chloride	*0.002*	*0.002*		<0.002	<0.001				**0.059**		**0.07**	**0.028**	**0.047**	**<0.005**	**0.0181 J**	**0.029**
Xylenes (total)	*10*	*10*	0.048	0.029	0.083	1.13	0.292	0.98	1.2	1.2	1	0.73	1.1	0.51	0.519	0.991
Semivolatile Organic Compounds																
1,2-Diphenylhydrazine	*0.0011*	*0.0026*	<0.000021	<0.00021	<0.000021	**<0.008**	<0.0008	<0.0001	<0.0001	<0.0005	<0.0001	<0.00005	<0.0005	0.00005 J	<0.00108	**<0.0214**
2,4-Dimethylphenol	*0.49*	*1.5*	**0.71**	**2.1**	0.076	**12.5**	**2.17**	**1.9**	**4.5**	**7.9**	**9.6 J**	**11**	**5.8**	**9.4 J**	**11.8**	**6.29**
2,4-Dinitrotoluene	*0.0013*	*0.003*	<0.000058	<0.00058	<0.000058	**<0.02**	**<0.002**	<0.00009	<0.00009	<0.00045	<0.00009	<0.00005	<0.0005	0.00005 J	<0.00127	**<0.0252**
2,6-Dinitrotoluene	*0.0013*	*0.003*	<0.000042	<0.00042	<0.000042	**<0.02**	**<0.002**	<0.00007	<0.00007	<0.00035	<0.00007	<0.00006	<0.0006	0.00006 J	<0.000784	**<0.0155**
2-Chloronaphthalene	*2*	*5.8*	<0.000021	<0.00021	<0.000021	<0.041	<0.004	<0.00012	<0.0001	<0.0005	<0.0001	<0.00005	<0.0005	0.00005 J	<0.000784	<0.0155
2-Methylnaphthalene	*0.098*	*0.29*	0.0082	0.025	0.052	**0.548**	**0.594**	**0.42**	**0.36**	**0.4**	**0.44**	**0.7**	**0.23**	**0.64 J**	**0.745**	**0.819**
4,6-Dinitro-2-methylphenol	*0.0024*	*0.0073*	<0.00002	<0.0002	<0.00002	**<0.02**	**<0.005**	<0.00008	<0.00008	<0.0004	<0.00008	<0.00008	<0.0008	0.00008 J	**<0.00814**	**<0.161**
4-Nitrophenol	*0.049*	*0.15*	<0.000047	<0.00047	<0.000047	<0.026	<0.0025	<0.00007	<0.00007	<0.00035	<0.00007	<0.00005	<0.0005	0.00005 J	<0.00549	**<0.109**
Acenaphthene	*1.5*	*4.4*	0.027	0.039	0.085	0.343	0.466	0.19	0.23	0.25	0.24	0.36	0.15	0.3 J	0.464	0.493
Acenaphthylene	*1.5*	*4.4*	0.00043	0.00074 J	0.00081	<0.031	0.0131	0.0092	0.0062	0.0095	0.0072	0.015	0.007	0.0067 J	0.0151	<0.0117
Anthracene	*7.3*	*22*	0.00084	0.0017	0.0041	<0.02	0.0114	0.009	0.0069	0.0075	0.0073	0.013	0.0046	0.009 J	0.0204	0.0204 J
Benzo(a)anthracene	*0.0091*	*0.02*	0.00016	<0.0005	<0.00005	**<0.02**	<0.002	<0.00007	<0.00007	<0.00035	<0.00007	<0.00005	<0.0005	0.00005 J	<0.000784	**<0.0155**
Benzo(a)pyrene	*0.0002*	*0.0002*	0.00006 J	<0.0002	<0.00002	**<0.02**	**<0.002**	<0.00008	<0.00008	**<0.0004**	<0.00008	<0.00005	**<0.0005**	0.00005 J	**<0.000784**	**<0.0155**
bis(2-Chloroethoxy)methane	*0.00083*	*0.0019*	<0.00003	<0.0003	<0.00003	**<0.041**	**<0.004**	<0.00009	<0.00009	<0.00045	<0.00009	<0.00005	<0.0005	0.00005 J	**<0.00127**	**<0.0252**
bis(2-Ethylhexyl)phthalate (DEHP)	*0.006*	*0.006*	0.0012	0.0019 J	0.000078 J	**<0.02**	<0.002	0.00033	<0.0002	<0.001	<0.0002	<0.0001	<0.0011	0.0001 J	<0.00363	**<0.0718**
Chrysene	*0.91*	*2*	0.00014	<0.00021	<0.000021	<0.02	<0.002	<0.00007	<0.00007	<0.00035	<0.00007	<0.00005	<0.0005	0.00005 J	<0.000784	<0.0155
Dibenzofuran	*0.098*	*0.29*	0.022	0.031	0.071	**0.233**	**0.29**	**0.12**	**0.15**	**0.16**	**0.15**	**0.23**	0.075	**0.21 J**	**0.188**	**0.279**
Di-n-butylphthalate (DBP)	*2.4*	*7.3*	<0.00002	<0.0002	<0.00002	<0.02	<0.002	<0.00007	<0.00007	<0.00035	<0.00007	<0.00005	<0.0005	0.00005 J	<0.00108	<0.0214
Fluoranthene	*0.98*	*2.9*	0.00084	0.00065 J	0.0023	<0.02	0.0021	0.0026	0.0013	0.0013	0.0014	0.0018	0.0013 J	0.0016 J	<0.000686	<0.0136
Fluorene	*0.98*	*2.9*	0.0093	0.017	0.044	0.155	0.182	0.089	0.096	0.11	0.094	0.18	0.057	0.14 J	0.136	0.214
Naphthalene	*0.49*	*1.5*	0.37	**0.53**	**3.3**	**7.93**	**7.43**	**3.3**	**4.3**	**6.1**	**5.9**	**7.3**	**3.6**	**7.8 J**	**9.29**	**11.8**
Nitrobenzene	*0.049*	*0.15*	<0.000024	<0.00024	<0.000024	<0.041	<0.004	<0.00009	<0.00009	<0.00045	<0.00009	<0.00005	<0.0005	0.00005 J	<0.00108	<0.0214
N-Nitrosodiphenylamine	*0.19*	*0.42*	<0.000025	<0.00025	<0.000025	<0.026	<0.0025	<0.00009	<0.00009	<0.00045	<0.00009	<0.00005	<0.0005	0.00005 J	<0.00098	<0.0194
Pentachlorophenol	*0.001*	*0.001*	<0.000079	<0.00079	<0.000079	**<0.02**	**<0.002**	<0.00008	<0.00008	<0.0004	<0.00008	<0.00005	<0.0005	0.00005 J	**<0.00598**	**<0.118**
Phenanthrene	*0.73*	*2.2*	0.0048	0.012	0.045	0.118	0.12	0.078	0.067	0.082	0.063	0.098	0.042	0.083 J	0.101	0.144
Phenol	*7.3*	*22*	0.049	0.1	<0.000035	0.364	<0.002	0.005	0.043	0.0054	0.02	0.061	0.011	0.12 J	<0.000392	<0.00777
Pyrene	*0.73*	*2.2*	0.00045	0.00037 J	0.0012	<0.02	<0.002	0.0013	0.00075	0.00063 J	0.00085	0.0011	0.00077 J	0.00081 J	<0.00108	<0.0214
Metals																
Arsenic	*0.01*	*0.01*	0.000807 J	0.0012 J	0.00829											

Notes:

1. All values in milligrams per liter (mg/L).
2. Concentrations > RAL and non-detects are highlighted light gray.
3. Concentrations > C/I AL and non-detects are highlighted dark gray
4. TRRP Protective Concentration Limits (PCLs) (30 TAC §350, Table 3), updated January 2021.
5. RAL = Residential Assessment Level, C/I = Commercial/Industrial
6. J = Estimated value, < = not detected at the specified detection limit.
7. MW-32A was screened in the B-CZ & replaced with MW-32AR
8. Based on historical data, MW-25A and MW-25C were likely mislabeled in March 2018 and results are provided correctly in this table.

TABLE 2
ANALYTICAL RESULTS SUMMARY (2008 - 2022)
CLASS 2 GROUNDWATER
HOUSTON, TX - WOOD PRESERVING WORKS

	Residential Assessment Level	***C/I PCL***	MW-18A 01/13/2014	MW-18A 07/16/2014	MW-18A 01/25/2018	MW-18A 03/19/2018	MW-18A 05/16/2018	MW-18A 01/10/2019	MW-18A 07/10/2019	MW-18A 01/08/2020	MW-18A 07/14/2020	MW-18A 01/20/2021	MW-18A 07/20/2021	MW-18A 01/26/2022	MW-18C 01/30/2008	MW-18C 07/15/2008
Volatile Organic Compounds																
1,2-Dichloroethane	*0.005*	*0.005*	**<0.014**	0.00482 J	<0.0002	<0.0002	<0.0002	<0.005	<0.0002	<0.005	<0.0002	**<0.01**	<0.002	<0.0002	<0.00052	<0.00052
Benzene	*0.005*	*0.005*	**0.239**	**0.483**	**0.19**	**0.22**	**0.17**	**1.2**	**0.16**	**0.41**	**0.59**	**0.063**	**0.29**	**0.48**	**1.34**	**0.964**
Chlorobenzene	*0.1*	*0.1*	<0.012	<0.0024	0.0062	0.006	0.0066	<0.0075	0.0017	<0.0075	0.00089 J	<0.015	<0.003	<0.0003	<0.00047	<0.00047
Ethylbenzene	*0.7*	*0.7*	0.637	0.692	0.36	0.36	0.43	0.34	0.28	0.32	0.22	0.24	0.25	0.32	0.304	0.178
Methylene chloride	*0.005*	*0.005*	**<0.015**	**0.0138 J**	<0.001	<0.001	<0.001	**<0.025**	<0.001	**<0.025**	<0.001	**<0.05**	**<0.01**	<0.001	<0.00054	<0.00054
Toluene	*1*	*1*	0.0731 J	0.416	0.074	0.068	0.042	0.92	0.057	0.11	0.058	<0.01	0.2	0.087	**1.2**	0.691
Vinyl chloride	*0.002*	*0.002*	**<0.011**	**0.02 J**	**0.0023**	0.002	**0.0021**	**<0.005**	0.0013	**<0.005**	**0.0035**	**<0.01**	<0.002	<0.0002		
Xylenes (total)	*10*	*10*	1.27	1.3	0.97	0.79	0.91	1	0.47	0.5	0.29	0.3	0.38	0.54	1.1	0.624
Semivolatile Organic Compounds																
1,2-Diphenylhydrazine	*0.0011*	*0.0026*	**<0.0106**	**<0.00519**	<0.00021	<0.00021	<0.00021	<0.00021	<0.000021	<0.000021	<0.00021	<0.000021	<0.00021	<0.00021	**<0.04**	<0.0008
2,4-Dimethylphenol	*0.49*	*1.5*	**2.95**	**8.01**	0.023	0.12	**0.5**	0.0054	**0.72**	**1.8**	**7.9**	0.0082	**0.8**	**1.8**	<0.15	<0.0031
2,4-Dinitrotoluene	*0.0013*	*0.003*	**<0.0125**	**<0.00613**	<0.00058	<0.00058	<0.00058	<0.00058	<0.000058	<0.000058	<0.00058	<0.000058	<0.00058	<0.00058	**<0.098**	**0.00636**
2,6-Dinitrotoluene	*0.0013*	*0.003*	**<0.00769**	**<0.00377**	<0.00042	<0.00042	<0.00042	<0.00042	<0.000042	<0.000042	<0.00042	<0.000042	<0.00042	<0.00042	**<0.098**	**<0.002**
2-Chloronaphthalene	*2*	*5.8*	<0.00769	<0.00377	<0.00021	<0.00021	<0.00021	<0.00021	<0.000021	<0.000021	<0.00021	<0.000021	<0.00021	<0.00021	<0.2	<0.0041
2-Methylnaphthalene	*0.098*	*0.29*	**0.996**	**0.589**	**0.33**	**0.34**	**0.22**	**0.1**	**0.47**	**0.36**	**0.54**	**0.45**	**0.28**	**0.44**	**0.894**	**0.674**
4,6-Dinitro-2-methylphenol	*0.0024*	*0.0073*	**<0.0798**	**<0.0392**	<0.0002	<0.0002	<0.0002	<0.0002	<0.00002	<0.00002	<0.0002	<0.00002	<0.0002	<0.0002	**<0.098**	**<0.0051**
4-Nitrophenol	*0.049*	*0.15*	**<0.0538**	<0.0264	<0.00047	<0.00047	<0.00047	<0.00047	<0.000047	0.0042	<0.00047	<0.000047	<0.00047	<0.00047	**<0.12**	<0.0026
Acenaphthene	*1.5*	*4.4*	0.553	0.352	0.25	0.23	0.24	0.048	0.3	0.33	0.32	0.29	0.15	0.26	0.293	0.251
Acenaphthylene	*1.5*	*4.4*	<0.00577	0.0155 J	0.0074	0.0092	0.009	0.0016	0.0056	0.0081	0.0056	0.0063	0.0043	0.0082	<0.15	0.00649
Anthracene	*7.3*	*22*	0.0226 J	0.0192 J	0.0061	0.0079	0.0077	0.0064	0.0063	0.0082	0.0059	0.0067	0.0058	0.0099	<0.098	0.0321
Benzo(a)anthracene	*0.0091*	*0.02*	<0.00769	<0.00377	<0.0005	<0.0005	<0.0005	<0.0005	<0.00005	<0.00005	<0.0005	<0.00005	<0.0005	<0.0005	**<0.098**	0.0025
Benzo(a)pyrene	*0.0002*	*0.0002*	**<0.00769**	**<0.00377**	<0.0002	<0.0002	<0.0002	<0.0002	<0.00002	<0.00002	<0.0002	<0.00002	<0.0002	<0.0002	**<0.098**	**<0.002**
bis(2-Chloroethoxy)methane	*0.00083*	*0.0019*	**<0.0125**	**<0.00613**	<0.0003	<0.0003	<0.0003	<0.0003	<0.00003	<0.00003	<0.0003	<0.00003	<0.0003	<0.0003	**<0.2**	**<0.0041**
bis(2-Ethylhexyl)phthalate (DEHP)	*0.006*	*0.006*	**<0.0356**	**<0.0175**	<0.00037	<0.00037	<0.00037	<0.00037	<0.000037	<0.00043	<0.00037	<0.00017	<0.00037	<0.00037	**<0.098**	<0.002
Chrysene	*0.91*	*2*	<0.00769	<0.00377	<0.00021	<0.00021	<0.00021	<0.00021	<0.000021	<0.000021	<0.00021	<0.000021	<0.00021	<0.00021	<0.098	0.0021
Dibenzofuran	*0.098*	*0.29*	**0.326**	**0.204**	**0.16**	**0.15**	**0.14**	0.047	**0.19**	**0.2**	0.097	**0.19**	0.092	**0.16**	**0.263**	**0.23**
Di-n-butylphthalate (DBP)	*2.4*	*7.3*	<0.0106	<0.00519	<0.0002	<0.0002	<0.0002	<0.0002	<0.00002	<0.00002	<0.0002	<0.00002	<0.0002	<0.0002	<0.098	<0.002
Fluoranthene	*0.98*	*2.9*	<0.00673	<0.0033	0.0021	0.0023	0.0017	0.002	0.0022	0.0023	0.0014	0.0033	0.0016	0.0026	<0.098	0.0169
Fluorene	*0.98*	*2.9*	0.268	0.163	0.087	0.12	0.098	0.021	0.091	0.16	0.075	0.15	0.073	0.13	0.137	0.153
Naphthalene	*0.49*	*1.5*	**11.4**	**5.27**	**4.4**	**4.9**	**6.1**	**3.2**	**5.6**	**4.6**	**7.8**	0.2	0.2	**4.2**	**16.6**	**16.7**
Nitrobenzene	*0.049*	*0.15*	<0.0106	<0.00519	<0.00024	<0.00024	<0.00024	<0.00024	<0.000024	<0.000024	<0.00024	<0.000024	<0.00024	<0.00024	**<0.2**	<0.0041
N-Nitrosodiphenylamine	*0.19*	*0.42*	<0.00962	<0.00472	<0.00025	<0.00025	<0.00025	<0.00025	<0.000025	<0.000025	<0.00025	<0.000025	<0.00025	<0.00025	<0.12	<0.0026
Pentachlorophenol	*0.001*	*0.001*	**<0.0587**	**<0.0288**	<0.00079	<0.00079	<0.00079	**0.014**	<0.000079	<0.000079	<0.00079	<0.000079	<0.00079	<0.00079	**<0.098**	**0.134**
Phenanthrene	*0.73*	*2.2*	0.19	0.114	0.066	0.08	0.082	0.024	0.075	0.1	0.056	0.12	0.056	0.089	0.213	0.177
Phenol	*7.3*	*22*	<0.00385	<0.00189	0.0019 J	<0.00035	<0.00035	0.0032	0.00048	0.0014	0.0018 J	<0.000035	0.021	<0.00035	<0.098	0.0944
Pyrene	*0.73*	*2.2*	<0.0106	<0.00519	0.0011	0.0012	0.0008 J	0.0012	0.0011	0.0013	0.00085 J	0.0014	0.00072 J	0.0011	<0.098	0.01
Metals																
Arsenic	*0.01*	*0.01*			0.0043	**0.0239**	**0.0291**	0.0031	**0.0248**	**0.0236**	**0.0428**	**0.016**	**0.0202**	**0.0218**		

Notes:

1. All values in milligrams per liter (mg/L).
2. Concentrations > RAL and non-detects are highlighted light gray.
3. Concentrations > C/I AL and non-detects are highlighted dark gray
4. TRRP Protective Concentration Limits (PCLs) (30 TAC §350, Table 3), updated January 2021.
5. RAL = Residential Assessment Level, C/I = Commercial/Industrial
6. J = Estimated value, < = not detected at the specified detection limit.
7. MW-32A was screened in the B-CZ & replaced with MW-32AR
8. Based on historical data, MW-25A and MW-25C were likely mislabeled in March 2018 and results are provided correctly in this table.

TABLE 2
ANALYTICAL RESULTS SUMMARY (2008 - 2022)
CLASS 2 GROUNDWATER
HOUSTON, TX - WOOD PRESERVING WORKS

	Residential Assessment Level	***C/I PCL***	MW-18C 02/05/2009	MW-18C 01/19/2010	MW-18C 06/24/2010	MW-18C 01/17/2011	MW-18C 07/13/2011	MW-18C 02/01/2012	MW-18C 07/11/2012	MW-18C 01/31/2013	MW-18C 07/29/2013	MW-18C 01/13/2014	MW-18C 07/16/2014	MW-18C 01/25/2018	MW-18C 03/19/2018	MW-18C 05/16/2018
Volatile Organic Compounds																
1,2-Dichloroethane	*0.005*	*0.005*	<0.005	<0.005	<0.0025	<0.0025	**<0.01**	<0.005	<0.005	**<0.007**	**<0.014**	**<0.007**	<0.0028	<0.0002	<0.0002	<0.002
Benzene	*0.005*	*0.005*	**1.4**	**1.5**	**1**	**1.3**	**1.2**	**1.3**	**1.2**	**1.51**	**1.23**	**1.51**	**1.45**	**1.4**	**1.3**	**1.4**
Chlorobenzene	*0.1*	*0.1*	<0.005	<0.005	<0.0025	<0.0025	<0.01	<0.005	<0.005	<0.006	<0.012	<0.006	<0.0024	<0.0003	0.00052 J	<0.003
Ethylbenzene	*0.7*	*0.7*	0.26	0.21	0.13	0.18	0.16	0.19	0.15	0.203	0.22	0.245	0.309	0.35	0.29	0.32
Methylene chloride	*0.005*	*0.005*	<0.005	<0.005	<0.0025	<0.0025	**<0.013**	**<0.0065**	**<0.01**	**<0.0075**	**0.0688 J**	**<0.0075**	**0.0161 J**	<0.001	<0.001	**<0.01**
Toluene	*1*	*1*	1	0.96	0.72 J	0.83	0.8	0.83	0.72	0.962	0.899	**1.07**	0.986	**1.1**	0.96	0.9
Vinyl chloride	*0.002*	*0.002*				**<0.0025**	**<0.01**	**<0.005**	**<0.005**	**<0.0055**	**<0.011**	**<0.0055**	**<0.0022**	0.0018	**0.0026**	<0.002
Xylenes (total)	*10*	*10*	1.1	1	1	1	0.9	0.82	0.84	1.01	0.881	1.02	1.36	1	0.93	1.1
Semivolatile Organic Compounds																
1,2-Diphenylhydrazine	*0.0011*	*0.0026*	<0.0001	<0.0001	<0.0005	<0.0001	<0.00005	<0.0005	<0.00005	**<0.0545**	**<0.00534**	**<0.0106**	**<0.00519**	<0.00021	<0.00021	<0.00021
2,4-Dimethylphenol	*0.49*	*1.5*	0.084	0.0081	0.0078 J	0.012 J	0.0031	0.01	<0.0021	<0.153	<0.015	<0.0298	0.0325	<0.0004	<0.0004	0.082
2,4-Dinitrotoluene	*0.0013*	*0.003*	<0.00009	<0.00009	<0.00045	<0.00009	<0.00005	<0.0005	<0.00005	**<0.0644**	**<0.00631**	**<0.0125**	**<0.00613**	<0.00058	<0.00058	<0.00058
2,6-Dinitrotoluene	*0.0013*	*0.003*	<0.00007	<0.00007	<0.00035	<0.00007	<0.00006	<0.0006	<0.00006	**<0.0396**	**<0.00388**	**<0.00769**	**<0.00377**	<0.00042	<0.00042	<0.00042
2-Chloronaphthalene	*2*	*5.8*	<0.00012	<0.0001	<0.0005	<0.0001	<0.00005	<0.0005	<0.00005	<0.0396	<0.00388	<0.00769	<0.00377	<0.00021	<0.00021	<0.00021
2-Methylnaphthalene	*0.098*	*0.29*	**0.95**	**0.46**	**0.2**	**0.31**	**0.34**	**0.16**	**0.46**	**0.977**	**0.871**	**1.06**	**0.778**	**0.41**	**0.44**	**0.3**
4,6-Dinitro-2-methylphenol	*0.0024*	*0.0073*	<0.00008	<0.00008	<0.0004	<0.00008	<0.00008	<0.0008	<0.00008	**<0.411**	**<0.0403**	**<0.0798**	**<0.0392**	<0.0002	<0.0002	<0.0002
4-Nitrophenol	*0.049*	*0.15*	<0.00007	<0.00007	<0.00035	<0.00007	<0.00005	<0.0005	<0.00005	**<0.277**	<0.0272	**<0.0538**	<0.0264	<0.00047	<0.00047	<0.00047
Acenaphthene	*1.5*	*4.4*	0.18	0.17	0.082	0.14	0.12	0.062	0.13	0.32	0.265	0.317	0.246	0.15	0.16	0.15
Acenaphthylene	*1.5*	*4.4*	0.0036	0.0023	0.0015	0.0019	0.0023	0.0018 J	0.0019	<0.0297	<0.00291	<0.00577	<0.00283	0.0025	0.0035	0.003
Anthracene	*7.3*	*22*	0.017	0.014	0.0076 J	0.015	0.013	0.012	0.008	0.0401 J	0.0284	0.0414 J	0.028	0.017	0.02	0.019
Benzo(a)anthracene	*0.0091*	*0.02*	0.00039	<0.00007	<0.00035	<0.00007	<0.00005	<0.0005	0.00014 J	**<0.0396**	<0.00388	<0.00769	<0.00377	0.0013	<0.0005	<0.0005
Benzo(a)pyrene	*0.0002*	*0.0002*	0.00013 J	<0.00008	**<0.0004**	**0.00035**	0.00015 J	**<0.0005**	<0.00005	**<0.0396**	**<0.00388**	**<0.00769**	**<0.00377**	<0.0002	<0.0002	<0.0002
bis(2-Chloroethoxy)methane	*0.00083*	*0.0019*	<0.00009	<0.00009	<0.00045	<0.00009	<0.00005	<0.0005	<0.00005	**<0.0644**	**<0.00631**	**<0.0125**	**<0.00613**	<0.0003	<0.0003	<0.0003
bis(2-Ethylhexyl)phthalate (DEHP)	*0.006*	*0.006*	0.00023	<0.0002	<0.001	<0.0002	<0.0001	<0.001	<0.0001	**<0.183**	**<0.018**	**<0.0356**	**<0.0175**	<0.00037	<0.00037	<0.00037
Chrysene	*0.91*	*2*	0.00033	<0.00007	<0.00035	<0.00007	<0.00005	<0.0005	0.0001 J	<0.0396	<0.00388	<0.00769	<0.00377	0.0008 J	<0.00021	0.00038 J
Dibenzofuran	*0.098*	*0.29*	**0.16**	0.091	0.077	**0.13**	**0.11**	0.06	**0.14**	**0.288**	**0.225**	**0.276**	**0.207**	**0.14**	**0.15**	**0.13**
Di-n-butylphthalate (DBP)	*2.4*	*7.3*	<0.00007	<0.00007	<0.00035	<0.00007	<0.00005	<0.0005	<0.00005	<0.0545	<0.00534	<0.0106	<0.00519	<0.0002	<0.0002	<0.0002
Fluoranthene	*0.98*	*2.9*	0.0047	0.0035	0.0023	0.0059	0.0042	0.0018 J	0.0023	<0.0347	0.00865 J	0.0191 J	0.00957 J	0.0096	0.0071	0.0058
Fluorene	*0.98*	*2.9*	0.081	0.052	0.034	0.051	0.052	0.028	0.055	0.132 J	0.114	<0.00673	0.116	0.056	0.073	0.062
Naphthalene	*0.49*	*1.5*	**21**	**12**	**6.2**	**13**	**12**	**9.7**	**13**	**20.2 J**	**20.9**	**20.3**	**14.7**	**14**	**12**	**21**
Nitrobenzene	*0.049*	*0.15*	<0.00009	<0.00009	<0.00045	<0.00009	<0.00005	<0.0005	<0.00005	**<0.0545**	<0.00534	<0.0106	<0.00519	<0.00024	<0.00024	<0.00024
N-Nitrosodiphenylamine	*0.19*	*0.42*	<0.00009	<0.00009	<0.00045	<0.00009	<0.00005	<0.0005	<0.00005	<0.0495	<0.00485	<0.00962	<0.00472	<0.00025	<0.00025	<0.00025
Pentachlorophenol	*0.001*	*0.001*	**0.026**	**0.041**	**0.02**	**0.064**	**0.076 J**	**0.085**	**0.075**	**<0.302**	**<0.0296**	**0.188**	**0.164**	**0.024**	**0.041**	**0.037**
Phenanthrene	*0.73*	*2.2*	0.076	0.052	0.032	0.055	0.052	0.027	0.055	0.155 J	0.127	0.177	0.122	0.072	0.086	0.078
Phenol	*7.3*	*22*	0.031	0.059	0.026	0.043	0.048	0.027	0.075	0.0601 J	0.0205 J	0.0184 J	0.0285	0.0042	0.0067	<0.00035
Pyrene	*0.73*	*2.2*	0.0025	0.002	0.0012	0.0028	0.0017	0.001 J	0.0011	<0.0545	<0.00534	<0.0106	0.00571 J	0.0055	0.0049	0.0036
Metals																
Arsenic	*0.01*	*0.01*												0.00467	0.00327	0.00342

Notes:

1. All values in milligrams per liter (mg/L).
2. Concentrations > RAL and non-detects are highlighted light gray.
3. Concentrations > C/I AL and non-detects are highlighted dark gray
4. TRRP Protective Concentration Limits (PCLs) (30 TAC §350, Table 3), updated January 2021.
5. RAL = Residential Assessment Level, C/I = Commercial/Industrial
6. J = Estimated value, < = not detected at the specified detection limit.
7. MW-32A was screened in the B-CZ & replaced with MW-32AR
8. Based on historical data, MW-25A and MW-25C were likely mislabeled in March 2018 and results are provided correctly in this table.

TABLE 2
ANALYTICAL RESULTS SUMMARY (2008 - 2022)
CLASS 2 GROUNDWATER
HOUSTON, TX - WOOD PRESERVING WORKS

	Residential Assessment Level	***C/I PCL***	MW-18C 01/10/2019	MW-18C 07/10/2019	MW-18C 01/08/2020	MW-18C 07/14/2020	MW-18C 01/20/2021	MW-18C 07/15/2021	MW-18C 01/13/2022	MW-19C 01/31/2008	MW-19C 07/15/2008	MW-19C 02/04/2009	MW-19C 01/18/2010	MW-19C 06/23/2010	MW-19C 01/18/2011	MW-19C 01/18/2011 Duplicate
Volatile Organic Compounds																
1,2-Dichloroethane	*0.005*	*0.005*	<0.002	<0.0002	<0.002	<0.001	<0.005	<0.002	<0.001	<0.00052	<0.00052	<0.0005	<0.0005	<0.0005	<0.0005	<0.0005
Benzene	*0.005*	*0.005*	**0.3**	**1.2**	**1.1**	**0.96**	**0.3**	**0.98**	**0.89**	0.00398 J	<0.00025	<0.0005	**0.0056**	<0.0005	<0.0005	<0.0005
Chlorobenzene	*0.1*	*0.1*	<0.003	0.00052 J	<0.003	<0.0015	<0.0075	<0.003	<0.0015	<0.00047	<0.00047	<0.0005		<0.0005	<0.0005	<0.0005
Ethylbenzene	*0.7*	*0.7*	0.41	0.32	0.31	0.26	0.28	0.26	0.3	<0.00025	<0.00025	<0.0005	0.0018 J	<0.0005	<0.0005	<0.0005
Methylene chloride	*0.005*	*0.005*	**<0.01**	<0.001	**<0.01**	<0.005	**<0.025**	**<0.01**	<0.005	<0.00054	<0.00054	<0.0005	<0.0005	<0.0005	<0.0005	<0.0005
Toluene	*1*	*1*	0.03	1	0.97	0.71	0.87	0.7	0.89	0.00596	<0.00041	<0.0005	0.0076	<0.0005	<0.0005	<0.0005
Vinyl chloride	*0.002*	*0.002*	<0.002	<0.0002	<0.002	<0.001										
Xylenes (total)	*10*	*10*	0.69	1	0.92	0.82	0.84	0.76	0.89	<0.00127	<0.00127	<0.001	0.0043 J	<0.001	<0.001	<0.001
Semivolatile Organic Compounds																
1,2-Diphenylhydrazine	*0.0011*	*0.0026*	<0.00021	<0.000021	<0.000021	<0.00021	<0.00021	<0.00021	<0.00021	<0.00008	0.00023 J	<0.0001	<0.0001	0.00024	<0.0001	<0.0001
2,4-Dimethylphenol	*0.49*	*1.5*	0.29	0.0051	0.023	0.067	<0.0004	0.0097	0.0061	<0.00029	<0.00028	<0.00008	<0.00008	<0.00008	<0.00008	<0.00008
2,4-Dinitrotoluene	*0.0013*	*0.003*	<0.00059	<0.000058	<0.000058	<0.00058	<0.00058	<0.00058	<0.00058	<0.00019	<0.00019	<0.00009	<0.00009	<0.00009	<0.00009	<0.00009
2,6-Dinitrotoluene	*0.0013*	*0.003*	<0.00042	<0.000042	<0.000042	<0.00042	<0.00042	<0.00042	<0.00042	<0.00019	<0.00019	<0.00007	<0.00007	<0.00007	<0.00007	<0.00007
2-Chloronaphthalene	*2*	*5.8*	<0.00021	<0.000021	<0.000021	<0.00021	<0.00021	<0.00021	<0.00021	<0.00038	<0.00038	<0.00012	<0.0001	<0.0001	<0.0001	<0.0001
2-Methylnaphthalene	*0.098*	*0.29*	**0.33**	**0.28**	**0.31**	**0.32**	**0.15**	**0.22**	**0.16**	0.00132	<0.00038	0.00025	0.0017	0.000079 J	0.00015 J	0.00022
4,6-Dinitro-2-methylphenol	*0.0024*	*0.0073*	<0.0002	<0.00002	<0.00002	<0.0002	<0.0002	<0.0002	<0.0002	<0.00019	<0.00047	<0.00008	<0.00008	<0.00008	<0.00008	<0.00008
4-Nitrophenol	*0.049*	*0.15*	<0.00047	<0.000047	<0.000047	<0.00047	<0.00047	<0.00047	<0.00047	<0.00024	<0.00024	<0.00007	<0.00007	<0.00007	<0.00007	<0.00007
Acenaphthene	*1.5*	*4.4*	0.21	0.058	0.093	0.053	0.045	0.044	0.058	0.000562	<0.00028	0.00022	0.001	0.00012 J	0.00015 J	0.0003
Acenaphthylene	*1.5*	*4.4*	0.0075	0.005	0.0026	0.0018	0.0017	0.0011	0.0016	<0.00029	<0.00028	<0.00006	0.00014 J	<0.00007	<0.00007	<0.00007
Anthracene	*7.3*	*22*	0.007	0.0056	0.02	0.0071	0.0066	0.0089	0.0086	<0.00019	<0.00019	<0.00007	0.0001 J	<0.00007	<0.00007	<0.00007
Benzo(a)anthracene	*0.0091*	*0.02*	<0.00051	<0.00005	0.0025	<0.0005	0.00055 J	0.0008 J	<0.0005	<0.00019	<0.00019	<0.00007	<0.00007	<0.00007	<0.00007	<0.00007
Benzo(a)pyrene	*0.0002*	*0.0002*	<0.0002	<0.00002	**0.00053**	<0.0002	<0.0002	**0.00059 J**	<0.0002	<0.00019	<0.00019	<0.00008	<0.00008	<0.00008	<0.00008	<0.00008
bis(2-Chloroethoxy)methane	*0.00083*	*0.0019*	<0.0003	<0.00003	<0.00003	<0.0003	<0.0003	<0.0003	<0.0003	<0.00038	<0.00038	<0.00009	<0.00009	<0.00009	<0.00009	<0.00009
bis(2-Ethylhexyl)phthalate (DEHP)	*0.006*	*0.006*	<0.00037	<0.000037	<0.000037	<0.00037	<0.00037	<0.00037	<0.00037	<0.00019	0.00027 J	<0.0002	<0.0028	<0.00036	0.00026	0.00025
Chrysene	*0.91*	*2*	<0.00021	<0.000021	0.0027	<0.00021	0.00033	0.00072	<0.00021	<0.00019	<0.00019	<0.00007	<0.00007	<0.00007	0.000072 J	0.000084 J
Dibenzofuran	*0.098*	*0.29*	**0.13**	0.054	0.085	0.049	0.042	0.043	0.062	0.00042 J	<0.00028	0.00017 J	0.00051	<0.00008	0.00013 J	0.0002 J
Di-n-butylphthalate (DBP)	*2.4*	*7.3*	<0.0002	<0.00002	<0.00002	<0.0002	<0.0002	<0.0002	<0.0002	<0.00019	<0.00019	<0.00007	<0.00007	<0.00007	<0.00007	<0.00007
Fluoranthene	*0.98*	*2.9*	0.0023	0.0019	0.013	0.0033	0.0035	0.0053	0.0036	<0.00019	0.00182	0.00015 J	0.00024	0.0021	0.0026 J	0.00062 J
Fluorene	*0.98*	*2.9*	0.095	0.024	0.043	0.027	0.02	0.02	0.03	0.00044 J	<0.00019	<0.00007	0.00032	0.00028	0.00032	0.00022
Naphthalene	*0.49*	*1.5*	**4.4**	**9.9**	**14**	**10**	**0.8**	0.2	**5.6**	0.0613	0.000826	0.0077	0.09	<0.0015	0.0061 J	0.0084 J
Nitrobenzene	*0.049*	*0.15*	<0.00024	<0.000024	<0.000024	<0.00024	<0.00024	<0.00024	<0.00024	<0.00038	<0.00038	<0.00009	<0.00009	<0.00009	<0.00009	<0.00009
N-Nitrosodiphenylamine	*0.19*	*0.42*	<0.00025	<0.000025	<0.000025	<0.00025	<0.00025	<0.00025	<0.00025	<0.00024	<0.00024	<0.00009	<0.00009	<0.00009	<0.00009	<0.00009
Pentachlorophenol	*0.001*	*0.001*	<0.0008	**0.034**	**0.023**	**0.015**	**0.0064**	**0.019**	**0.012**	<0.00019	<0.00019	<0.00008	<0.00008	<0.00008	<0.00008	<0.00008
Phenanthrene	*0.73*	*2.2*	0.084	0.026	0.065	0.027	0.023	0.028	0.034	<0.00019	<0.00019	<0.00007	0.00016 J	<0.00007	<0.00007	0.00014 J
Phenol	*7.3*	*22*	<0.00035	0.005	0.0062	0.0031	0.00094 J	0.0031	0.0021	<0.00019	<0.00019	<0.00007	<0.00007	<0.00007	<0.00007	<0.00007
Pyrene	*0.73*	*2.2*	0.0012	0.0014	0.0066	0.0025	0.0022	0.004	0.0021	0.00036 J	0.00117	<0.00007	0.0002	0.0012	0.0016 J	0.0004 J
Metals																
Arsenic	*0.01*	*0.01*	**0.0257**	0.00358	0.00283	0.0024	0.00226	<0.004	0.00113 J							

Notes:

1. All values in milligrams per liter (mg/L).
2. Concentrations > RAL and non-detects are highlighted light gray.
3. Concentrations > C/I AL and non-detects are highlighted dark gray
4. TRRP Protective Concentration Limits (PCLs) (30 TAC §350, Table 3), updated January 2021.
5. RAL = Residential Assessment Level, C/I = Commercial/Industrial
6. J = Estimated value, < = not detected at the specified detection limit.
7. MW-32A was screened in the B-CZ & replaced with MW-32AR
8. Based on historical data, MW-25A and MW-25C were likely mislabeled in March 2018 and results are provided correctly in this table.

TABLE 2
ANALYTICAL RESULTS SUMMARY (2008 - 2022)
CLASS 2 GROUNDWATER
HOUSTON, TX - WOOD PRESERVING WORKS

	Residential Assessment Level	***C/I PCL***	MW-19C 07/14/2011	MW-19C 02/08/2012	MW-19C 07/12/2012	MW-19C 02/01/2013	MW-19C 07/30/2013	MW-19C 01/15/2014	MW-19C 07/17/2014	MW-19C 02/09/2018	MW-19C 03/18/2018	MW-19C 05/16/2018	MW-19C 01/24/2019	MW-19C 07/10/2019	MW-19C 01/09/2020	MW-19C 07/14/2020
Volatile Organic Compounds																
1,2-Dichloroethane	*0.005*	*0.005*	<0.001	<0.001	<0.0005	<0.00014	<0.00014	<0.00014	<0.00014	<0.0002	<0.0002	<0.002	<0.0002	<0.0002	<0.0002	<0.0002
Benzene	*0.005*	*0.005*	<0.001	0.005	<0.0005	0.000558 J	0.00427	0.00028 J	0.0000801 J	0.0013	0.0027	0.0041 J	0.0044	0.0004 J	0.00032 J	0.00058 J
Chlorobenzene	*0.1*	*0.1*	<0.001	<0.001	<0.0005	<0.00012	<0.00012	<0.00012	<0.00012	<0.0003	<0.0003	<0.003	<0.0003	<0.0003	<0.0003	<0.0003
Ethylbenzene	*0.7*	*0.7*	<0.0011	0.0031 J	<0.0005	0.000793 J	0.0114	0.000966 J	0.000783 J	0.00091 J	0.0025	<0.003	0.004	0.00096 J	0.00064 J	0.0011
Methylene chloride	*0.005*	*0.005*	<0.0013	<0.0013	<0.001	<0.00015	<0.00015	<0.00015	<0.00015	<0.001	<0.001	**<0.01**	<0.001	<0.001	<0.001	<0.001
Toluene	*1*	*1*	<0.001	0.0085	<0.0005	0.00171	0.0155	0.00136	0.000578 J	<0.0002	0.0018	0.0042 J	0.0057	0.00086 J	<0.0002	0.00058 J
Vinyl chloride	*0.002*	*0.002*	<0.001	<0.001	<0.0005	<0.00011	<0.00011	<0.00011	<0.00011	<0.0002	<0.0002	<0.002	<0.0002	<0.0002	<0.0002	<0.0002
Xylenes (total)	*10*	*10*	<0.0031	0.0063 J	<0.0015	0.00151 J	0.0197	0.00207 J	0.00179 J	0.00095 J	0.0044	<0.003	0.0037	0.0022	0.0012	0.002
Semivolatile Organic Compounds																
1,2-Diphenylhydrazine	*0.0011*	*0.0026*	<0.00005	<0.00005	<0.00005	<0.00011	<0.000107	<0.000212	<0.000104	<0.000021	0.000099 J	0.000061 J	<0.000021	0.000082 J	0.000078 J	<0.000021
2,4-Dimethylphenol	*0.49*	*1.5*	<0.00005	<0.00005	0.00016 J	0.00125	<0.000301	<0.000596	<0.000292	0.0028	<0.00038	<0.00004	<0.00032	<0.00056	<0.00004	<0.00004
2,4-Dinitrotoluene	*0.0013*	*0.003*	<0.00005	<0.00005	<0.00005	<0.00013	<0.000126	<0.00025	<0.000123	<0.000058	<0.000058	<0.000058	<0.000058	<0.000058	<0.000058	<0.000058
2,6-Dinitrotoluene	*0.0013*	*0.003*	<0.00006	<0.00006	<0.00006	<0.00008	<0.0000777	<0.000154	<0.0000755	<0.000042	<0.000042	<0.000042	<0.000042	<0.000042	<0.000042	<0.000042
2-Chloronaphthalene	*2*	*5.8*	<0.00005	<0.00005	<0.00005	<0.00008	<0.0000777	<0.000154	<0.0000755	<0.000021	<0.000021	<0.000021	<0.000021	<0.000021	<0.000021	<0.000021
2-Methylnaphthalene	*0.098*	*0.29*	0.0012	<0.00005	<0.000053	0.00084	0.000114 J	0.00142	0.000845	0.000093 J	0.00037	<0.000019	<0.000019	<0.000071	<0.000019	<0.000019
4,6-Dinitro-2-methylphenol	*0.0024*	*0.0073*	<0.00008	<0.00008	<0.00008	<0.00083	<0.000806	<0.0016	<0.000783	<0.00002	<0.00002	<0.00002	<0.00002	<0.00002	<0.00002	<0.00002
4-Nitrophenol	*0.049*	*0.15*	<0.00005	<0.00005	<0.00005	<0.00056	<0.000544	<0.00108	<0.000528	<0.000047	<0.000047	<0.000047	<0.000047	<0.000047	<0.000047	<0.000047
Acenaphthene	*1.5*	*4.4*	0.00067	0.0012	0.00017 J	<0.000608	0.00279	<0.000154	0.0007	0.0012	0.001	0.00035	0.00078	0.001	0.00099	0.00084
Acenaphthylene	*1.5*	*4.4*	<0.00005	<0.00005	<0.00005	<0.00006	<0.0000583	<0.000115	<0.0000566	0.000069 J	<0.000015	<0.000015	<0.000015	0.00003 J	0.00005 J	<0.000015
Anthracene	*7.3*	*22*	0.00015 J	<0.00005	<0.00005	0.000115 J	0.000269 J	<0.0000962	<0.0000472	0.000057 J	0.000065 J	<0.000014	0.000057 J	<0.000066	<0.00017	0.00007 J
Benzo(a)anthracene	*0.0091*	*0.02*	<0.00005	<0.00005	<0.00005	<0.00008	0.000111 J	<0.000154	<0.0000755	<0.00005	<0.00005	<0.00005	<0.00005	<0.00005	0.00026	<0.00005
Benzo(a)pyrene	*0.0002*	*0.0002*	<0.00005	<0.00005	<0.00005	<0.00008	<0.0000777	<0.000154	<0.0000755	<0.00002	<0.00002	<0.00002	<0.00002	<0.00002	0.0001	<0.00002
bis(2-Chloroethoxy)methane	*0.00083*	*0.0019*	<0.00005	<0.00005	<0.00005	<0.00013	<0.000126	<0.00025	<0.000123	<0.00003	<0.00003	<0.00003	<0.00003	<0.00003	<0.00003	<0.00003
bis(2-Ethylhexyl)phthalate (DEHP)	*0.006*	*0.006*	<0.00039	<0.00022	0.00014 J	<0.00037	0.0012 J	<0.000712	0.000646	0.00019 J	0.0001 J	0.00016 J	0.000096 J	<0.000037	<0.000071	0.00006 J
Chrysene	*0.91*	*2*	<0.00005	<0.00005	<0.00005	<0.00008	<0.0000777	<0.000154	<0.0000755	<0.000021	<0.000021	<0.000021	<0.000021	<0.000021	0.00024	0.000038 J
Dibenzofuran	*0.098*	*0.29*	<0.0006	0.00014 J	<0.00011	0.000367 J	0.000631	0.00116	0.000554	0.00045	0.00081	0.000035 J	<0.00002	<0.00057	0.00069	0.00057
Di-n-butylphthalate (DBP)	*2.4*	*7.3*	<0.00005	<0.00005	0.00015 J	<0.00011	0.000164 J	<0.000212	<0.000104	<0.00002	<0.00002	0.000031 J	<0.00002	<0.00002	0.000021 J	<0.00002
Fluoranthene	*0.98*	*2.9*	0.0016	<0.00005	0.0018	0.00257	0.000309 J	0.00223	0.00169	0.000081 J	0.00064	0.00023	<0.00001	0.00056	0.0011	0.00052
Fluorene	*0.98*	*2.9*	<0.00066	<0.00005	0.00033	0.000605	<0.000068	0.000296 J	0.000485	0.000099 J	0.00037	0.00009 J	<0.00003	<0.00031	0.00047	0.00029
Naphthalene	*0.49*	*1.5*	0.014	0.00077	<0.00048	0.0264 J	<0.00196	0.0383	0.0198	0.0022	0.013	<0.00061	<0.00036	<0.0012	<0.00011	<0.00002
Nitrobenzene	*0.049*	*0.15*	<0.00005	<0.00005	<0.00005	<0.00011	<0.000107	<0.000212	<0.000104	<0.000024	<0.000024	<0.000024	<0.000024	<0.000024	<0.000024	<0.000024
N-Nitrosodiphenylamine	*0.19*	*0.42*	<0.00005	<0.00005	<0.00005	<0.0001	<0.0000971	<0.000192	<0.0000943	<0.000025	<0.000025	<0.000025	<0.000025	<0.000025	<0.000025	<0.000025
Pentachlorophenol	*0.001*	*0.001*	0.00028 J	<0.00005	<0.00005	<0.00061	<0.000592	**<0.00117**	<0.000575	<0.000079	<0.000079	<0.000079	<0.000079	<0.000079	<0.000079	<0.000079
Phenanthrene	*0.73*	*2.2*	<0.00053	<0.00005	<0.00005	0.000166 J	0.000201 J	<0.000265	<0.0000566	<0.000021	0.000051 J	<0.000021	<0.000021	<0.00014	<0.00045	0.00015
Phenol	*7.3*	*22*	<0.00005	<0.00005	<0.00024	0.00023 J	0.024	0.000724 J	0.00033 J	0.00071	0.00072	<0.000035	<0.00013	<0.00015	<0.000035	<0.000035
Pyrene	*0.73*	*2.2*	0.0014	<0.00005	0.0014	0.00207	0.000233 J	0.00191	0.00178	0.000053 J	0.00076	0.00037	<0.000019	0.00064	0.0014	0.00072
Metals																
Arsenic	*0.01*	*0.01*								0.00158 J	0.00107 J	0.00294	0.00149 J	0.00166 J	0.0014 J	0.00108 J

Notes:

1. All values in milligrams per liter (mg/L).
2. Concentrations > RAL and non-detects are highlighted light gray.
3. Concentrations > C/I AL and non-detects are highlighted dark gray
4. TRRP Protective Concentration Limits (PCLs) (30 TAC §350, Table 3), updated January 2021.
5. RAL = Residential Assessment Level, C/I = Commercial/Industrial
6. J = Estimated value, < = not detected at the specified detection limit.
7. MW-32A was screened in the B-CZ & replaced with MW-32AR
8. Based on historical data, MW-25A and MW-25C were likely mislabeled in March 2018 and results are provided correctly in this table.

TABLE 2
ANALYTICAL RESULTS SUMMARY (2008 - 2022)
CLASS 2 GROUNDWATER
HOUSTON, TX - WOOD PRESERVING WORKS

	Residential Assessment Level	***C/I PCL***	MW-19C 01/14/2021	MW-19C 07/20/2021	MW-19C 01/13/2022	MW-20A 01/30/2008	MW-20A 07/14/2011	MW-20A 02/01/2012	MW-20A 07/16/2012	MW-20A 01/30/2013	MW-20A 01/23/2018	MW-20A 03/19/2018	MW-20A 05/15/2018	MW-20A 01/08/2019	MW-20A 07/10/2019	MW-20A 01/14/2020
Volatile Organic Compounds																
1,2-Dichloroethane	*0.005*	*0.005*	<0.0002	<0.0002	<0.001	<0.00052	<0.005	<0.005	<0.0005	<0.00014	<0.0002	<0.0002	<0.0002	<0.0002	<0.0002	<0.0002
Benzene	*0.005*	*0.005*	0.0022	0.00045 J	<0.001	**0.0609**	**0.098**	**0.057**	**0.089**	**0.0746**	**0.053**	**0.05**	**0.062**	**0.024**	**0.013**	**0.02**
Chlorobenzene	*0.1*	*0.1*	<0.0003	<0.0003	<0.0015	<0.00047	<0.005	<0.005	<0.0005	<0.00012	<0.0003	<0.0003	<0.0003	<0.0003	<0.0003	<0.0003
Ethylbenzene	*0.7*	*0.7*	0.0013	0.0016	<0.0015	0.0965	0.077	0.046	0.1	0.0619	0.05	0.027	0.045	0.024	0.0079	0.025
Methylene chloride	*0.005*	*0.005*	<0.001	<0.001	<0.005	<0.00054	**<0.0065**	**<0.0065**	<0.001	<0.00015	<0.001	<0.001	<0.001	<0.001	<0.001	<0.001
Toluene	*1*	*1*	0.0017	0.00064 J	<0.001	0.00716	<0.005	<0.005	0.022	0.0028	0.0038	<0.0002	0.0055	0.00077 J	0.0011	<0.0002
Vinyl chloride	*0.002*	*0.002*														
Xylenes (total)	*10*	*10*	0.0023	0.0027	<0.0015	0.113	0.057 J	0.028 J	0.088	0.0549	0.05	0.033	0.048	0.022	0.022	0.024
Semivolatile Organic Compounds																
1,2-Diphenylhydrazine	*0.0011*	*0.0026*	<0.000021	<0.000021	<0.000021	**<0.02**	<0.00005	<0.0005	<0.00005	**<0.00519**	<0.00021	<0.00021	<0.000021	<0.000021	<0.000021	<0.000021
2,4-Dimethylphenol	*0.49*	*1.5*	<0.00004	<0.00004	0.00018 J	0.134	0.3	0.076	0.1	0.119	0.049	0.072	0.06	0.0076	0.0035	0.0018
2,4-Dinitrotoluene	*0.0013*	*0.003*	<0.000058	<0.000058	<0.000058	**<0.039**	<0.00005	<0.0005	<0.00005	**<0.00613**	<0.00058	<0.00059	<0.000058	<0.000058	<0.000058	<0.000058
2,6-Dinitrotoluene	*0.0013*	*0.003*	<0.000042	<0.000042	<0.000042	**<0.039**	<0.00006	<0.0006	<0.00006	**<0.00377**	<0.00042	<0.00042	<0.000042	<0.000042	<0.000042	<0.000042
2-Chloronaphthalene	*2*	*5.8*	<0.000021	<0.000021	<0.000021	<0.078	<0.00005	<0.0005	<0.00005	<0.00377	<0.00021	<0.00021	<0.000021	<0.000021	<0.000021	<0.000021
2-Methylnaphthalene	*0.098*	*0.29*	<0.000019	0.00058	<0.000049	**0.204**	**0.42**	0.064	**0.36**	**0.191**	**0.15**	**0.15**	**0.17**	0.069	0.072	0.075
4,6-Dinitro-2-methylphenol	*0.0024*	*0.0073*	<0.00002	<0.00002	<0.00002	**<0.039**	<0.00008	<0.0008	<0.00008	**<0.0392**	<0.0002	<0.0002	<0.00002	<0.00002	<0.00002	<0.00002
4-Nitrophenol	*0.049*	*0.15*	<0.000047	<0.000047	<0.000047	**0.177**	<0.00005	<0.0005	<0.00005	<0.0264	<0.00047	<0.00047	<0.000047	<0.000047	<0.000047	<0.000047
Acenaphthene	*1.5*	*4.4*	0.00023	0.0022	0.0013	0.113	0.2	0.15	0.19	0.12	0.14	0.18	0.15	0.1	0.14	0.11
Acenaphthylene	*1.5*	*4.4*	<0.000015	<0.000015	<0.000015	<0.059	0.0017	0.0015 J	0.0015	<0.00283	0.0014	<0.00015	0.0013	0.00057	0.00078	0.00092
Anthracene	*7.3*	*22*	0.000014	0.000063 J	0.000095 J	<0.039	0.0058	0.0044	0.0042	0.00589 J	0.021	0.022	0.0081	0.0058	0.0062	0.0075
Benzo(a)anthracene	*0.0091*	*0.02*	<0.00005	<0.00005	<0.00005	**<0.039**	<0.00005	<0.0005	<0.00005	<0.00377	<0.0005	<0.00051	<0.00005	<0.00005	<0.00005	<0.00005
Benzo(a)pyrene	*0.0002*	*0.0002*	<0.00002	<0.00002	<0.00002	**<0.039**	<0.00005	**<0.0005**	<0.00005	**<0.00377**	<0.0002	<0.0002	<0.00002	<0.00002	<0.00002	<0.00002
bis(2-Chloroethoxy)methane	*0.00083*	*0.0019*	<0.00003	<0.00003	<0.00003	**<0.078**	<0.00005	<0.0005	<0.00005	**<0.00613**	<0.0003	<0.0003	<0.00003	<0.00003	<0.00003	<0.00003
bis(2-Ethylhexyl)phthalate (DEHP)	*0.006*	*0.006*	0.00046	0.000055 J	0.000046 J	**<0.039**	<0.00033	<0.001	<0.0001	**<0.0175**	<0.00037	<0.00037	<0.000037	<0.000037	<0.000037	<0.000037
Chrysene	*0.91*	*2*	<0.000021	<0.000021	<0.000021	<0.039	<0.00005	<0.0005	<0.00005	<0.00377	<0.00021	<0.00021	<0.000021	<0.000021	<0.000021	<0.000021
Dibenzofuran	*0.098*	*0.29*	0.00019	0.00095	0.00082	0.071	**0.14**	0.073	**0.15**	0.0799	0.097	**0.13**	0.081	0.067	0.077	0.079
Di-n-butylphthalate (DBP)	*2.4*	*7.3*	<0.000043	0.000037 J	<0.00002	<0.039	<0.00005	<0.0005	<0.00005	<0.00519	<0.0002	<0.0002	<0.00002	<0.00002	<0.00002	<0.00002
Fluoranthene	*0.98*	*2.9*	0.000065 J	0.00022	0.00029	<0.039	0.0007	0.00082 J	0.00061	<0.0033	0.00078 J	0.00095 J	0.00074	0.00041	0.00058	0.00067
Fluorene	*0.98*	*2.9*	0.00012	0.001	0.00058	0.045	0.11	0.06	0.11	0.0661	0.16	0.16	0.076	0.062	0.068	0.08
Naphthalene	*0.49*	*1.5*	<0.00002	0.02	<0.00053	**4.75**	**7.7**	**0.96**	**6.1**	**43.9**	**2.7**	**2.9**	**2.8**	**1.4**	**1.9**	**2**
Nitrobenzene	*0.049*	*0.15*	<0.000024	<0.000024	<0.000024	**<0.078**	<0.00005	<0.0005	<0.00005	<0.00519	<0.00024	<0.00024	<0.000024	<0.000024	<0.000024	<0.000024
N-Nitrosodiphenylamine	*0.19*	*0.42*	<0.000025	<0.000025	<0.000025	<0.049	<0.00005	<0.0005	<0.00005	<0.00472	<0.00025	<0.00025	<0.000025	<0.000025	<0.000025	<0.000025
Pentachlorophenol	*0.001*	*0.001*	<0.000079	<0.000079	<0.000079	**<0.039**	<0.00005	<0.0005	<0.00005	**<0.0288**	<0.00079	<0.0008	<0.000079	<0.000079	<0.000079	<0.000079
Phenanthrene	*0.73*	*2.2*	<0.000021	0.0002	0.00018	<0.039	0.039	0.03	0.043	0.0217 J	0.032	0.037	0.034	0.025	0.026	0.028
Phenol	*7.3*	*22*	<0.000035	<0.000035	<0.000035	<0.039	<0.00005	<0.0005	<0.00005	<0.00189	<0.00035	<0.00035	<0.000035	<0.000035	0.00096	<0.000035
Pyrene	*0.73*	*2.2*	0.000071 J	0.00029	0.00046	<0.039	0.0004	0.00056 J	0.0003	<0.00519	<0.00019	0.0005 J	0.00048	0.00025	0.00026	0.0003
Metals																
Arsenic	*0.01*	*0.01*	0.00123 J	0.00134 J	0.00134 J						0.0087	0.00568	0.00895	0.00788	0.00574	0.00808

Notes:

1. All values in milligrams per liter (mg/L).
2. Concentrations > RAL and non-detects are highlighted light gray.
3. Concentrations > C/I AL and non-detects are highlighted dark gray
4. TRRP Protective Concentration Limits (PCLs) (30 TAC §350, Table 3), updated January 2021.
5. RAL = Residential Assessment Level, C/I = Commercial/Industrial
6. J = Estimated value, < = not detected at the specified detection limit.
7. MW-32A was screened in the B-CZ & replaced with MW-32AR
8. Based on historical data, MW-25A and MW-25C were likely mislabeled in March 2018 and results are provided correctly in this table.

TABLE 2
ANALYTICAL RESULTS SUMMARY (2008 - 2022)
CLASS 2 GROUNDWATER
HOUSTON, TX - WOOD PRESERVING WORKS

	Residential Assessment Level	***C/I PCL***	MW-20A 07/14/2020	MW-20A 01/19/2021	MW-20A 07/07/2021	MW-20A 01/11/2022	MW-21C 01/29/2008	MW-21C 01/29/2008 Duplicate	MW-21C 07/15/2008	MW-21C 07/15/2008 Duplicate	MW-21C 02/04/2009	MW-21C 02/04/2009 Duplicate	MW-21C 01/21/2010	MW-21C 01/21/2010 Duplicate	MW-21C 06/22/2010	MW-21C 06/22/2010 Duplicate
Volatile Organic Compounds																
1,2-Dichloroethane	*0.005*	*0.005*	<0.0002	<0.0002	<0.002	<0.001	<0.00052	<0.00052	<0.00052	<0.00052	<0.0005	<0.0005	<0.0005	<0.0005	<0.0005	<0.0005
Benzene	*0.005*	*0.005*	**0.024**	**0.018**	**0.013**	**0.0077**	<0.00025	<0.00025	<0.00025	<0.00025	<0.0005	<0.0005	<0.0005	<0.0005	<0.0005	<0.0005
Chlorobenzene	*0.1*	*0.1*	<0.0003	<0.0003	<0.003	<0.0015	<0.00047	<0.00047	<0.00047	<0.00047	<0.0005	<0.0005	<0.0005	<0.0005	<0.0005	<0.0005
Ethylbenzene	*0.7*	*0.7*	0.07	0.045	0.032	0.013	<0.00025	<0.00025	<0.00025	<0.00025	<0.0005	<0.0005	<0.0005	<0.0005	<0.0005	<0.0005
Methylene chloride	*0.005*	*0.005*	<0.001	<0.001	**<0.01**	<0.005	<0.00054	<0.00054	<0.00054	<0.00054	<0.0005	<0.0005	<0.0005	<0.0005	<0.0005	<0.0005
Toluene	*1*	*1*	0.011	0.0031	0.008	<0.001	<0.00041	<0.00041	<0.00041	<0.00041	<0.0005	<0.0005	<0.0005	<0.0005	<0.0005	<0.0005
Vinyl chloride	*0.002*	*0.002*														
Xylenes (total)	*10*	*10*	0.091	0.048	0.043	0.02	<0.00127	<0.00127	<0.00127	<0.00127	<0.001	<0.001	<0.001	<0.001	<0.001	<0.001
Semivolatile Organic Compounds																
1,2-Diphenylhydrazine	*0.0011*	*0.0026*	<0.00021	<0.000021	<0.000021	<0.000021	<0.00008	<0.00008	<0.00008	<0.00008	<0.0001	<0.0001	<0.0001	<0.0001	<0.0001	<0.0001
2,4-Dimethylphenol	*0.49*	*1.5*	0.01	0.0038	0.0074	<0.00004	<0.00029	<0.00029	<0.0003	<0.00029	<0.00008	<0.00008	<0.00008	<0.00008	<0.00008	<0.00008
2,4-Dinitrotoluene	*0.0013*	*0.003*	<0.00058	<0.000058	<0.000058	<0.000058	<0.00019	<0.00019	<0.0002	<0.00019	<0.00009	<0.00009	<0.00009	<0.00009	<0.00009	<0.00009
2,6-Dinitrotoluene	*0.0013*	*0.003*	<0.00042	<0.000042	<0.000042	<0.000042	<0.00019	<0.00019	<0.0002	<0.00019	<0.00007	<0.00007	<0.00007	<0.00007	<0.00007	<0.00007
2-Chloronaphthalene	*2*	*5.8*	<0.00021	<0.000021	<0.000021	<0.000021	<0.00038	<0.00038	<0.0004	<0.00039	<0.00012	<0.00012	<0.0001	<0.0001	<0.0001	<0.0001
2-Methylnaphthalene	*0.098*	*0.29*	**0.23**	0.08	**0.19**	0.094	<0.00038	<0.00038	<0.0004	<0.00039	<0.00007	<0.00007	<0.00007	<0.00007	<0.00007	<0.00007
4,6-Dinitro-2-methylphenol	*0.0024*	*0.0073*	<0.0002	<0.00002	<0.00002	<0.00002	<0.00019	<0.00019	<0.0005	<0.00049	<0.00008	<0.00008	<0.00008	<0.00008	<0.00008	<0.00008
4-Nitrophenol	*0.049*	*0.15*	<0.00047	<0.000047	<0.000047	<0.000047	<0.00024	<0.00024	<0.00025	<0.00024	<0.00007	<0.00007	<0.00007	<0.00007	<0.00007	<0.00007
Acenaphthene	*1.5*	*4.4*	0.14	0.071	0.16	0.086	<0.00029	<0.00029	<0.0003	0.00269	<0.00009	<0.00009	0.00041	0.00035	<0.00009	<0.00009
Acenaphthylene	*1.5*	*4.4*	0.0013	0.00067	<0.000015	0.00092	<0.00029	<0.00029	<0.0003	<0.00029	<0.00006	<0.00006	<0.00007	<0.00007	<0.00007	<0.00007
Anthracene	*7.3*	*22*	0.0054	0.0045	0.006	0.0041	0.000563	0.000562	<0.0002	<0.00019	<0.00007	<0.00007	<0.00007	<0.00007	<0.00007	<0.00007
Benzo(a)anthracene	*0.0091*	*0.02*	<0.0005	0.000052 J	<0.00005	<0.00005	<0.00019	<0.00019	<0.0002	<0.00019	<0.00007	<0.00007	<0.00007	<0.00007	<0.00007	<0.00007
Benzo(a)pyrene	*0.0002*	*0.0002*	<0.0002	<0.00002	<0.00002	<0.00002	<0.00019	<0.00019	<0.0002	<0.00019	<0.00008	<0.00008	<0.00008	<0.00008	<0.00008	<0.00008
bis(2-Chloroethoxy)methane	*0.00083*	*0.0019*	<0.0003	<0.00003	<0.00003	<0.00003	<0.00038	<0.00038	<0.0004	<0.00039	<0.00009	<0.00009	<0.00009	<0.00009	<0.00009	<0.00009
bis(2-Ethylhexyl)phthalate (DEHP)	*0.006*	*0.006*	<0.00037	<0.000037	0.00018 J	0.00015 J	**0.00888**	0.00052 J	<0.0002	<0.00019	<0.0002	0.00038	<0.00072	<0.00054	<0.00023	<0.00041
Chrysene	*0.91*	*2*	<0.00021	0.000057	<0.000021	<0.000021	<0.00019	<0.00019	<0.0002	<0.00019	<0.00007	<0.00007	<0.00007	<0.00007	<0.00007	<0.00007
Dibenzofuran	*0.098*	*0.29*	0.086	0.049	0.097	0.055	<0.00029	<0.00029	<0.0003	<0.00029	<0.00008	<0.00008	<0.00008	<0.00008	<0.00008	<0.00008
Di-n-butylphthalate (DBP)	*2.4*	*7.3*	<0.0002	<0.00002	<0.00002	<0.00002	<0.00019	<0.00019	<0.0002	<0.00019	<0.00007	<0.00007	<0.00007	<0.00007	<0.00007	<0.00007
Fluoranthene	*0.98*	*2.9*	0.0016	0.00066	0.0011	0.00077	0.00047 J	0.00046 J	<0.0002	0.00019 J	<0.00007	<0.00007	<0.00007	<0.00007	<0.00007	<0.00007
Fluorene	*0.98*	*2.9*	0.078	0.048	0.085	0.047	<0.00019	<0.00019	<0.0002	0.00098	<0.00007	<0.00007	<0.00007	<0.00007	<0.00007	<0.00007
Naphthalene	*0.49*	*1.5*	**5.8**	**0.5**	**0.9**	**1.8**	<0.00038	<0.00038	<0.0004	<0.00039	0.00039	0.00033	<0.0001	<0.0001	<0.0001	<0.00021
Nitrobenzene	*0.049*	*0.15*	<0.00024	<0.000024	<0.000024	<0.000024	<0.00038	<0.00038	<0.0004	<0.00039	<0.00009	<0.00009	<0.00009	<0.00009	<0.00009	<0.00009
N-Nitrosodiphenylamine	*0.19*	*0.42*	<0.00025	<0.000025	<0.000025	<0.000025	<0.00024	<0.00024	<0.00025	<0.00024	<0.00009	<0.00009	<0.00009	<0.00009	<0.00009	<0.00009
Pentachlorophenol	*0.001*	*0.001*	<0.00079	<0.000079	<0.000079	<0.000079	<0.00019	<0.00019	<0.0002	<0.00019	<0.00008	<0.00008	<0.00008	<0.00008	<0.00008	<0.00008
Phenanthrene	*0.73*	*2.2*	0.046	0.019	0.043	0.022	0.00039 J	0.00039 J	<0.0002	<0.00019	<0.00007	<0.00007	<0.00007	0.0001 J	<0.00007	<0.00007
Phenol	*7.3*	*22*	<0.00035	0.00013 J	<0.000035	<0.000035	<0.00019	<0.00019	<0.0002	<0.00019	<0.00007	<0.00007	<0.00007	<0.00007	<0.00007	<0.00007
Pyrene	*0.73*	*2.2*	0.00095 J	0.00036	0.00053	0.00028	0.00039 J	0.00039 J	<0.0002	<0.00019	<0.00007	<0.00007	<0.00007	<0.00007	<0.00007	<0.00007
Metals																
Arsenic	*0.01*	*0.01*	0.0053	0.00553	0.00581	0.00595										

Notes:

1. All values in milligrams per liter (mg/L).
2. Concentrations > RAL and non-detects are highlighted light gray.
3. Concentrations > C/I AL and non-detects are highlighted dark gray
4. TRRP Protective Concentration Limits (PCLs) (30 TAC §350, Table 3), updated January 2021.
5. RAL = Residential Assessment Level, C/I = Commercial/Industrial
6. J = Estimated value, < = not detected at the specified detection limit.
7. MW-32A was screened in the B-CZ & replaced with MW-32AR
8. Based on historical data, MW-25A and MW-25C were likely mislabeled in March 2018 and results are provided correctly in this table.

TABLE 2
ANALYTICAL RESULTS SUMMARY (2008 - 2022)
CLASS 2 GROUNDWATER
HOUSTON, TX - WOOD PRESERVING WORKS

	Residential Assessment Level	***C/I PCL***	MW-21C 01/19/2011	MW-21C 07/27/2011	MW-21C 07/27/2011 Duplicate	MW-21C 02/02/2012	MW-21C 02/02/2012 Duplicate	MW-21C 07/26/2012	MW-21C 07/26/2012 Duplicate	MW-21C 02/05/2013	MW-21C 02/05/2013 Duplicate	MW-21C 08/01/2013	MW-21C 08/01/2013 Duplicate	MW-21C 01/16/2014	MW-21C 01/16/2014 Duplicate	MW-21C 07/25/2014
Volatile Organic Compounds																
1,2-Dichloroethane	*0.005*	*0.005*	<0.0005	<0.001	<0.001	<0.001	<0.001	<0.0005	<0.0005	<0.00014	<0.00014	<0.00014	<0.00014	<0.0002	<0.0002	<0.00014
Benzene	*0.005*	*0.005*	<0.0005	<0.001	<0.001	<0.001	<0.001	<0.0005	<0.0005	<0.00008	<0.00008	<0.00008	<0.00008	<0.0002	<0.0002	<0.00008
Chlorobenzene	*0.1*	*0.1*	<0.0005	<0.001	<0.001	<0.001	<0.001	<0.0005	<0.0005	<0.00012	<0.00012	<0.00012	<0.00012	<0.00018	<0.00018	<0.00012
Ethylbenzene	*0.7*	*0.7*	<0.0005	<0.0011	<0.0011	<0.0011	<0.0011	<0.0005	<0.0005	<0.000144	<0.00011	<0.00011	<0.00011	<0.00019	<0.00019	<0.00011
Methylene chloride	*0.005*	*0.005*	<0.0005	<0.0013	<0.0013	<0.0013	<0.0013	<0.001	<0.001	<0.00015	<0.00015	<0.00015	<0.00015	<0.00022	<0.00022	<0.00015
Toluene	*1*	*1*	<0.0005	<0.001	<0.001	<0.001	<0.001	<0.0005	<0.0005	<0.00015	<0.00015	<0.00015	<0.00015	<0.00017	<0.00017	<0.00015
Vinyl chloride	*0.002*	*0.002*								<0.00011	<0.00011					<0.00011
Xylenes (total)	*10*	*10*	<0.001	<0.0031	<0.0031	<0.0031	<0.0031	<0.0015	<0.0015	<0.00026	<0.00026	<0.00026	<0.00026	<0.00058	<0.00058	<0.00026
Semivolatile Organic Compounds																
1,2-Diphenylhydrazine	*0.0011*	*0.0026*	<0.0001	<0.00005	<0.00005	<0.00005	<0.00005	<0.00005	<0.00005	<0.000104	<0.000104	0.000105 J	**0.00732 J**	<0.000104	<0.000104	<0.000107
2,4-Dimethylphenol	*0.49*	*1.5*	<0.00008	<0.00005	<0.00005	<0.00005	<0.00005	<0.00005	<0.00005	<0.000292	**R**	<0.000295	<0.00654	<0.000292	<0.000292	<0.000301
2,4-Dinitrotoluene	*0.0013*	*0.003*	<0.00009	<0.00005	<0.00005	<0.00005	<0.00005	<0.00005	<0.00005	<0.000123	<0.000123	0.000124 J	**0.00867 J**	<0.000123	<0.000123	<0.000126
2,6-Dinitrotoluene	*0.0013*	*0.003*	<0.00007	<0.00006	<0.00006	<0.00006	<0.00006	<0.00006	<0.00006	<0.0000755	<0.0000755	0.0000762 J	**0.00805 J**	<0.0000755	<0.0000755	<0.0000777
2-Chloronaphthalene	*2*	*5.8*	<0.0001	<0.00005	<0.00005	<0.00005	<0.00005	<0.00005	<0.00005	<0.0000755	<0.0000755	0.0000762 J	0.00696 J	<0.0000755	<0.0000755	<0.0000777
2-Methylnaphthalene	*0.098*	*0.29*	<0.00007	<0.00005	<0.00005	0.000067 J	<0.00005	<0.00005	<0.00005	0.000271 J	<0.000066	0.0000667 J	0.00686 J	<0.000157	<0.000187	<0.000068
4,6-Dinitro-2-methylphenol	*0.0024*	*0.0073*	<0.00008	<0.00008	<0.00008	<0.00008	<0.00008	<0.00008	<0.00008	<0.000783	**R**	0.00079 J	**0.00371 J**	<0.000783	<0.000783	<0.000806
4-Nitrophenol	*0.049*	*0.15*	<0.00007	<0.00005	<0.00005	<0.00005	<0.00005	<0.00005	<0.00005	<0.000528	**R**	0.000533 J	0.00667 J	<0.000528	<0.000528	<0.000544
Acenaphthene	*1.5*	*4.4*	0.00034	<0.00005	<0.00005	<0.00005	<0.00005	<0.00005	<0.00005	0.000237 J	<0.0000755	0.0000762 J	0.00726 J	0.000254 J	0.000413 J	<0.0000777
Acenaphthylene	*1.5*	*4.4*	<0.00007	<0.00005	<0.00005	<0.00005	<0.00005	<0.00005	<0.00005	<0.0000566	<0.0000566	0.0000571 J	0.00735 J	<0.0000566	<0.0000566	<0.0000583
Anthracene	*7.3*	*22*	<0.00007	<0.00005	<0.00005	<0.00005	<0.00005	<0.00005	<0.00005	0.0000527 J	<0.0000472	0.0000476 J	0.00775 J	0.000243 J	0.000518 J	<0.0000485
Benzo(a)anthracene	*0.0091*	*0.02*	<0.00007	<0.00005	<0.00005	<0.00005	<0.00005	<0.00005	<0.00005	<0.0000755	<0.0000755	0.0000762 J	0.00807 J	0.000129 J	0.000137 J	<0.0000777
Benzo(a)pyrene	*0.0002*	*0.0002*	0.00013 J	<0.00005	<0.00005	<0.00005	<0.00005	<0.00005	<0.00005	<0.0000755	<0.0000755	0.0000762 J	**0.00775 J**	<0.0000755	<0.0000755	<0.0000777
bis(2-Chloroethoxy)methane	*0.00083*	*0.0019*	<0.00009	<0.00005	<0.00005	<0.00005	<0.00005	<0.00005	<0.00005	<0.000123	<0.000123	0.000124 J	**0.00612 J**	<0.000123	<0.000123	<0.000126
bis(2-Ethylhexyl)phthalate (DEHP)	*0.006*	*0.006*	0.00062	0.00062 J	0.00036 J	<0.0001	<0.00022	<0.0001	<0.0001	<0.000349	<0.000349	0.000352 J	**0.00875 J**	<0.000349	<0.000349	<0.000359
Chrysene	*0.91*	*2*	<0.00007	<0.00005	<0.00005	<0.00005	<0.00005	<0.00005	<0.00005	<0.0000755	<0.0000755	0.0000762 J	0.00794 J	0.0000812 J	0.000132 J	<0.0000777
Dibenzofuran	*0.098*	*0.29*	<0.00008	<0.00005	<0.00005	<0.00005	<0.00005	<0.00005	<0.00005	0.000109 J	<0.0000755	0.0000762 J	0.00726 J	<0.000258	<0.000456	<0.0000777
Di-n-butylphthalate (DBP)	*2.4*	*7.3*	<0.00007	<0.00005	<0.00005	<0.00005	<0.00005	<0.000072	<0.000051	<0.000104	<0.000104	0.000105 J	0.00955 J	<0.000104	<0.000104	0.000184 J
Fluoranthene	*0.98*	*2.9*	<0.00007	<0.00005	<0.00005	<0.00005	<0.00005	<0.00005	<0.00005	<0.000066	<0.000066	0.0000667 J	0.00857 J	0.000528 J	0.000866 J	<0.000068
Fluorene	*0.98*	*2.9*	<0.00007	<0.00005	<0.00005	<0.00005	<0.00005	<0.00005	<0.00005	<0.000066	<0.000066	0.0000667 J	0.00746 J	0.000291 J	0.000705 J	<0.000068
Naphthalene	*0.49*	*1.5*	<0.0001	<0.00005	<0.00005	0.00093 J	0.00015 J	<0.00005	<0.00005	0.000429 J	<0.0000755	<0.0021	0.00669 J	0.000523 J	<0.000421	<0.0000777
Nitrobenzene	*0.049*	*0.15*	<0.00009	<0.00005	<0.00005	<0.00005	<0.00005	<0.00005	<0.00005	<0.000104	<0.000104	0.000105 J	0.00628 J	<0.000104	<0.000104	<0.000107
N-Nitrosodiphenylamine	*0.19*	*0.42*	<0.00009	<0.00005	<0.00005	<0.00005	<0.00005	<0.00005	<0.00005	<0.0000943	<0.0000943	0.0000952 J	0.00846 J	<0.0000943	<0.0000943	<0.0000971
Pentachlorophenol	*0.001*	*0.001*	<0.00008	<0.00005	<0.00005	<0.00005	<0.00005	<0.00005	<0.00005	<0.000575	**R**	0.000581 J	**0.0126 J**	<0.000575	<0.000575	<0.000592
Phenanthrene	*0.73*	*2.2*	<0.00007	<0.00005	<0.00005	<0.00005	<0.00005	<0.00005	<0.00005	0.000184 J	<0.0000566	0.0000775 J	0.00777 J	0.00128 J	0.00242 J	<0.000087
Phenol	*7.3*	*22*	<0.00007	<0.00005	<0.00005	<0.00005	<0.00005	<0.00005	<0.00005	<0.0000377	**R**	0.0000381 J	0.00217 J	<0.0000377	<0.0000377	<0.0000388
Pyrene	*0.73*	*2.2*	<0.00007	<0.00005	<0.00005	<0.00005	<0.00005	<0.00005	<0.00005	<0.000104	<0.000104	0.000105 J	0.00813 J	0.000355 J	0.000508 J	<0.000107
Metals																
Arsenic	*0.01*	*0.01*														

Notes:

1. All values in milligrams per liter (mg/L).
2. Concentrations > RAL and non-detects are highlighted light gray.
3. Concentrations > C/I AL and non-detects are highlighted dark gray
4. TRRP Protective Concentration Limits (PCLs) (30 TAC §350, Table 3), updated January 2021.
5. RAL = Residential Assessment Level, C/I = Commercial/Industrial
6. J = Estimated value, < = not detected at the specified detection limit.
7. MW-32A was screened in the B-CZ & replaced with MW-32AR
8. Based on historical data, MW-25A and MW-25C were likely mislabeled in March 2018 and results are provided correctly in this table.

TABLE 2
ANALYTICAL RESULTS SUMMARY (2008 - 2022)
CLASS 2 GROUNDWATER
HOUSTON, TX - WOOD PRESERVING WORKS

	Residential Assessment Level	***C/I PCL***	MW-21C 07/25/2014 Duplicate	MW-21C 01/24/2018	MW-21C 01/24/2018 Duplicate	MW-21C 03/20/2018	MW-21C 03/20/2018 Duplicate	MW-21C 05/17/2018	MW-21C 05/17/2018 Duplicate	MW-21C 01/09/2019	MW-21C 01/09/2019 Duplicate	MW-21C 07/16/2019	MW-21C 07/16/2019 Duplicate	MW-21C 01/14/2020	MW-21C 01/14/2020 Duplicate	MW-21C 07/16/2020
Volatile Organic Compounds																
1,2-Dichloroethane	*0.005*	*0.005*	<0.00014	<0.0002	<0.0002	<0.0002	<0.0002	<0.0002	<0.0002	<0.0002	<0.0002	<0.0002	<0.0002	<0.0002	<0.0002	<0.0002
Benzene	*0.005*	*0.005*	<0.00008	<0.0002	<0.0002	<0.0002	<0.0002	<0.0002	<0.0002	<0.0002	<0.0002	<0.0002	<0.0002	<0.0002	<0.0002	<0.0002
Chlorobenzene	*0.1*	*0.1*	<0.00012	<0.0003	<0.0003	<0.0003	<0.0003	<0.0003	<0.0003	<0.0003	<0.0003	<0.0003	<0.0003	<0.0003	<0.0003	<0.0003
Ethylbenzene	*0.7*	*0.7*	<0.00011	<0.0003	<0.0003	<0.0003	<0.0003	<0.0003	<0.0003	<0.0003	<0.0003	<0.0003	<0.0003	<0.0003	<0.0003	<0.0003
Methylene chloride	*0.005*	*0.005*	<0.00015	<0.001	<0.001	<0.001	<0.001	<0.001	<0.001	<0.001	<0.001	<0.001	<0.001	<0.001	<0.001	<0.001
Toluene	*1*	*1*	<0.00015	<0.0002	<0.0002	<0.0002	<0.0002	<0.0002	<0.0002	<0.0002	<0.0002	<0.0002	<0.0002	<0.0002	<0.0002	<0.0002
Vinyl chloride	*0.002*	*0.002*	<0.00011													
Xylenes (total)	*10*	*10*	<0.00026	<0.0003	<0.0003	<0.0003	<0.0003	<0.0003	<0.0003	<0.0003	<0.0003	<0.0003	<0.0003	<0.0003	<0.0003	<0.0003
Semivolatile Organic Compounds																
1,2-Diphenylhydrazine	*0.0011*	*0.0026*	<0.000107	<0.000021	<0.000021	<0.000021	<0.000021	<0.000021	<0.000021	<0.000021	<0.000021	<0.000021	<0.000021	<0.000021	<0.000021	<0.000021
2,4-Dimethylphenol	*0.49*	*1.5*	<0.000301	<0.00004	<0.00004	<0.00004	<0.00004	<0.00004	<0.00004	<0.00004	<0.00004	0.0001 J	<0.00004	<0.00004	<0.00004	<0.00004
2,4-Dinitrotoluene	*0.0013*	*0.003*	<0.000126	<0.000059	<0.000058	<0.000058	<0.000059	<0.000059	<0.000058	<0.000058	<0.000058	<0.000058	<0.000058	<0.000058	<0.000058	<0.000058
2,6-Dinitrotoluene	*0.0013*	*0.003*	<0.0000777	<0.000042	<0.000042	<0.000042	<0.000042	**0.023 J**	0.000042 J	<0.000042	<0.000042	<0.000042	<0.000042	<0.000042	**0.003 J**	**0.0021 J**
2-Chloronaphthalene	*2*	*5.8*	<0.0000777	<0.000021	<0.000021	<0.000021	<0.000021	<0.000021	<0.000021	<0.000021	<0.000021	<0.000021	<0.000021	<0.000021	<0.000021	<0.000021
2-Methylnaphthalene	*0.098*	*0.29*	<0.000068	<0.000019	<0.000019	<0.000019	<0.000019	0.000019 J	0.00012 J	<0.000019	<0.000019	0.0004 J	0.00005 J	<0.000019	<0.000019	<0.000021
4,6-Dinitro-2-methylphenol	*0.0024*	*0.0073*	<0.000806	<0.00002	<0.00002	<0.00002	<0.00002	<0.00002	<0.00002	<0.00002	<0.00002	<0.00002	<0.00002	<0.00002	<0.00002	<0.00002
4-Nitrophenol	*0.049*	*0.15*	<0.000544	<0.000047	<0.000047	<0.000047	<0.000047	<0.000047	<0.000047	<0.000047	<0.000047	<0.000047	<0.000047	<0.000047	<0.000047	0.00014 J
Acenaphthene	*1.5*	*4.4*	<0.0000777	<0.000027	<0.000027	<0.000027	<0.000027	0.00013	0.00018	<0.000027	<0.000027	0.0057 J	0.00081 J	<0.000027	0.0002	<0.000027
Acenaphthylene	*1.5*	*4.4*	<0.0000583	<0.000015	<0.000015	<0.000015	<0.000015	<0.000015	<0.000015	<0.000015	<0.000015	0.000074 J	<0.000015	<0.000015	<0.000015	<0.000015
Anthracene	*7.3*	*22*	<0.0000485	<0.000014	<0.000014	<0.000014	<0.000014	<0.000014	<0.000014	<0.000014	<0.000014	0.00044 J	0.00005 J	<0.000014	<0.000014	<0.000014
Benzo(a)anthracene	*0.0091*	*0.02*	<0.0000777	<0.000051	<0.00005	<0.00005	<0.000051	<0.000051	<0.00005	<0.00005	<0.00005	<0.00005	<0.00005	<0.00005	<0.00005	<0.00005
Benzo(a)pyrene	*0.0002*	*0.0002*	<0.0000777	<0.00002	<0.00002	<0.00002	<0.00002	<0.00002	<0.00002	<0.00002	<0.00002	<0.00002	<0.00002	<0.00002	<0.00002	<0.00002
bis(2-Chloroethoxy)methane	*0.00083*	*0.0019*	<0.000126	<0.00003	<0.00003	<0.00003	<0.00003	<0.00003	<0.00003	<0.00003	<0.00003	<0.00003	<0.00003	<0.00003	<0.00003	<0.00003
bis(2-Ethylhexyl)phthalate (DEHP)	*0.006*	*0.006*	<0.000359	0.000058 J	0.000072 J	<0.000037	<0.000037	0.000048 J	<0.000037	<0.000037	<0.000037	<0.00004	<0.000037	0.00035	0.000065 J	<0.000061
Chrysene	*0.91*	*2*	<0.0000777	<0.000021	<0.000021	<0.000021	<0.000021	<0.000021	<0.000021	<0.000021	<0.000021	<0.000021	<0.000021	<0.000021	<0.000021	<0.000021
Dibenzofuran	*0.098*	*0.29*	<0.0000777	<0.00002	<0.00002	<0.00002	<0.00002	<0.00002	0.000052 J	<0.00002	<0.00002	0.0032 J	0.0004 J	<0.00002	0.00017	<0.00002
Di-n-butylphthalate (DBP)	*2.4*	*7.3*	0.000107 J	<0.00002	<0.00002	<0.00002	<0.00002	<0.00002	<0.00002	<0.00002	<0.00002	<0.00002	<0.00002	<0.00002	<0.00002	<0.000028
Fluoranthene	*0.98*	*2.9*	<0.000068	<0.00001	<0.00001	<0.00001	<0.00001	<0.00001	<0.00001	<0.00001	<0.00001	0.00081 J	0.000087 J	<0.00001	<0.00001	<0.000019
Fluorene	*0.98*	*2.9*	<0.000068	<0.00003	<0.00003	<0.00003	<0.00003	<0.00003	<0.00003	<0.00003	<0.00003	0.0019 J	0.00025 J	<0.00003	0.00018	<0.00003
Naphthalene	*0.49*	*1.5*	<0.0000777	<0.00002	<0.00002	<0.00002	<0.00002	0.00002 J	0.0014 J	<0.00002	<0.00002	0.0044 J	0.0008 J	0.00011	0.00013	<0.000042
Nitrobenzene	*0.049*	*0.15*	<0.000107	<0.000024	<0.000024	<0.000024	<0.000024	<0.000024	<0.000024	<0.000024	<0.000024	<0.000024	<0.000024	<0.000024	<0.000024	<0.000024
N-Nitrosodiphenylamine	*0.19*	*0.42*	<0.0000971	<0.000025	<0.000025	<0.000025	<0.000025	<0.000025	<0.000025	<0.000025	<0.000025	<0.000025	<0.000025	<0.000025	<0.000025	<0.000025
Pentachlorophenol	*0.001*	*0.001*	<0.000592	<0.00008	<0.000079	<0.000079	<0.00008	<0.00008	<0.000079	<0.000079	<0.000079	<0.000079	<0.000079	<0.000079	<0.000079	<0.000079
Phenanthrene	*0.73*	*2.2*	<0.0000613	<0.000021	<0.000021	<0.000021	<0.000021	<0.000021	<0.000021	<0.000021	<0.000021	0.00087 J	0.00011 J	<0.000021	0.000061 J	<0.000021
Phenol	*7.3*	*22*	<0.0000388	<0.000035	<0.000035	<0.000035	<0.000035	<0.000035	<0.000035	<0.000035	<0.000035	0.00018 J	0.00081 J	<0.000035	<0.000035	<0.000035
Pyrene	*0.73*	*2.2*	<0.000107	<0.000019	<0.000019	<0.000019	<0.000019	<0.000019	<0.000019	<0.000019	<0.000019	0.00039 J	0.000033 J	<0.000019	<0.000019	<0.000019
Metals																
Arsenic	*0.01*	*0.01*		0.00128 J	0.00128 J	0.00109 J	0.00113 J	0.00116 J	0.00108 J	0.00187 J	0.00178 J	0.0013 J	0.00326	0.00109 J	0.00109 J	0.000873 J

Notes:

1. All values in milligrams per liter (mg/L).
2. Concentrations > RAL and non-detects are highlighted light gray.
3. Concentrations > C/I AL and non-detects are highlighted dark gray
4. TRRP Protective Concentration Limits (PCLs) (30 TAC §350, Table 3), updated January 2021.
5. RAL = Residential Assessment Level, C/I = Commercial/Industrial
6. J = Estimated value, < = not detected at the specified detection limit.
7. MW-32A was screened in the B-CZ & replaced with MW-32AR
8. Based on historical data, MW-25A and MW-25C were likely mislabeled in March 2018 and results are provided correctly in this table.

TABLE 2
ANALYTICAL RESULTS SUMMARY (2008 - 2022)
CLASS 2 GROUNDWATER
HOUSTON, TX - WOOD PRESERVING WORKS

	Residential Assessment Level	***C/I PCL***	MW-21C 01/14/2021	MW-21C 01/14/2021 Duplicate	MW-21C 07/20/2021	MW-21C 07/20/2021 Duplicate	MW-21C 07/16/2020 Duplicate	MW-21C 01/27/2022	MW-21C 01/27/2022 Duplicate	MW-22A 01/29/2008	MW-22A 07/14/2008	MW-22A 02/03/2009	MW-22A 01/15/2010	MW-22A 06/29/2010	MW-22A 01/25/2011	MW-22A 07/21/2011	MW-22A 02/15/2012
Volatile Organic Compounds																	
1,2-Dichloroethane	*0.005*	*0.005*	<0.0002	<0.0002	<0.0002	<0.0002	<0.0002	<0.0002	<0.0002	<0.00052	<0.00109	<0.0005	<0.0005	<0.0005	<0.0005	<0.001	<0.001
Benzene	*0.005*	*0.005*	<0.0002	<0.0002	<0.0002	<0.0002	<0.0002	<0.0002	<0.0002	<0.00025	<0.00112	<0.0005	<0.0005	<0.0005	<0.0005	<0.001	<0.001
Chlorobenzene	*0.1*	*0.1*	<0.0003	<0.0003	<0.0003	<0.0003	<0.0003	<0.0003	<0.0003	<0.00047	<0.0015	<0.0005	<0.0005	<0.0005	<0.0005	<0.001	<0.001
Ethylbenzene	*0.7*	*0.7*	<0.0003	<0.0003	<0.0003	<0.0003	<0.0003	<0.0003	<0.0003	<0.00025	<0.00142	<0.0005	<0.0005	<0.0005	<0.0005	<0.0011	<0.0011
Methylene chloride	*0.005*	*0.005*	<0.001	<0.001	<0.001	<0.001	<0.001	<0.001	<0.001	<0.00054	<0.00122	<0.0005	<0.0005	<0.0005	<0.0005	<0.0013	<0.0013
Toluene	*1*	*1*	<0.0002	<0.0002	<0.0002	<0.0002	<0.0002	<0.0002	<0.0002	<0.00041	<0.00138	<0.0005	<0.0005	<0.0005	<0.0005	<0.001	<0.001
Vinyl chloride	*0.002*	*0.002*															
Xylenes (total)	*10*	*10*	<0.0003	<0.0003	<0.0003	<0.0003	<0.0003	<0.0003	<0.0003	<0.00127	<0.00302	<0.001	<0.001	<0.001	<0.001	<0.0031	<0.0031
Semivolatile Organic Compounds																	
1,2-Diphenylhydrazine	*0.0011*	*0.0026*	<0.000021	<0.000021	<0.000021	<0.000021	<0.000021	<0.000021	<0.000021	<0.00008	<0.00008	<0.0001	<0.0001	<0.0001	<0.0001	<0.00005	<0.00005
2,4-Dimethylphenol	*0.49*	*1.5*	<0.00004	<0.00004	<0.00004	<0.00004	<0.00004	<0.00004	<0.00004	<0.00029	<0.00028	<0.00008	<0.00008	<0.00008	<0.00008	<0.00005	<0.00005
2,4-Dinitrotoluene	*0.0013*	*0.003*	<0.000058	<0.000058	<0.000058	<0.000058	<0.000058	<0.000058	<0.000058	<0.0002	<0.00019	<0.00009	<0.00009	<0.00009	<0.00009	<0.00005	<0.00005
2,6-Dinitrotoluene	*0.0013*	*0.003*	**0.0027 J**	<4.2E-05 J	<0.000042	<0.000042	<0.000042	<0.000042	<0.000042	<0.0002	<0.00019	<0.00007	<0.00007	<0.00007	<0.00007	<0.00006	<0.00006
2-Chloronaphthalene	*2*	*5.8*	<0.000021	<0.000021	<0.000021	<0.000021	<0.000021	<0.000021	<0.000021	<0.00039	<0.00038	<0.00012	<0.0001	<0.0001	<0.0001	<0.00005	<0.00005
2-Methylnaphthalene	*0.098*	*0.29*	0.000043 J	0.000019 J	<0.000019	<0.000019	<0.000046	<0.000019	<0.000019	<0.00039	<0.00038	<0.00007	<0.00007	<0.00007	0.00072	<0.00005	<0.00005
4,6-Dinitro-2-methylphenol	*0.0024*	*0.0073*	<0.00002	<0.00002	<0.00002	<0.00002	<0.00002	<0.00002	<0.00002	<0.0002	<0.00019	<0.00008	<0.00008	<0.00008	<0.00008	<0.00008	<0.00008
4-Nitrophenol	*0.049*	*0.15*	<0.000047	<0.000047	<0.000047	<0.000047	<0.000047	<0.000047	<0.000047	<0.00024	<0.00024	<0.00007	0.00007 J	<0.00007	<0.00007	<0.00005	<0.00005
Acenaphthene	*1.5*	*4.4*	0.00013 J	<2.7E-05 J	<0.000027	<0.000027	0.00061 J	<0.000027	<0.000027	<0.00029	<0.00028	<0.00009	<0.00009	<0.00009	0.00015 J	<0.00005	0.00009 J
Acenaphthylene	*1.5*	*4.4*	<0.000015	<0.000015	<0.000015	<0.000015	<0.000015	<0.000015	<0.000015	<0.00029	<0.00028	<0.00006	<0.00007	<0.00007	<0.00007	<0.00005	<0.00005
Anthracene	*7.3*	*22*	0.00018	<0.000014	<0.000014	<0.000014	0.000034 J	<0.000014	<0.000014	<0.0002	<0.00019	0.0002	<0.00007	<0.00007	0.00011 J	<0.00005	0.000058 J
Benzo(a)anthracene	*0.0091*	*0.02*	<0.00005	<0.00005	<0.00005	<0.00005	<0.00005	<0.00005	<0.00005	<0.0002	<0.00019	0.00015 J	<0.00007	<0.00007	<0.00007	<0.00005	<0.00005
Benzo(a)pyrene	*0.0002*	*0.0002*	<0.00002	<0.00002	<0.00002	<0.00002	<0.00002	<0.00002	<0.00002	<0.0002	<0.00019	<0.00008	<0.00008	<0.00008	<0.00008	<0.00005	<0.00005
bis(2-Chloroethoxy)methane	*0.00083*	*0.0019*	<0.00003	<0.00003	<0.00003	<0.00003	<0.00003	<0.00003	<0.00003	<0.00039	<0.00038	<0.00009	<0.00009	<0.00009	<0.00009	<0.00005	<0.00005
bis(2-Ethylhexyl)phthalate (DEHP)	*0.006*	*0.006*	0.00034 J	0.00017 J	<0.000037	0.000066 J	<0.000087	0.00007 J	0.000057 J	**0.0104**	<0.00019	0.00033	0.0013	<0.0012	<0.0002	0.0015	<0.0011
Chrysene	*0.91*	*2*	0.000043	<0.000021	<0.000021	<0.000021	<0.000021	<0.000021	<0.000021	<0.0002	<0.00019	0.00014 J	<0.00007	<0.00007	<0.00007	<0.00005	<0.00005
Dibenzofuran	*0.098*	*0.29*	0.00013 J	0.000024 J	<0.00002	<0.00002	<0.00002	<0.00002	<0.00002	<0.00029	<0.00028	<0.00008	<0.00008	<0.00008	0.00015 J	<0.00005	0.000074 J
Di-n-butylphthalate (DBP)	*2.4*	*7.3*	<0.000041	<0.000026	<0.00002	<0.00002	<0.000033	<0.00002	<0.00002	<0.0002	<0.00019	0.00017 J	<0.00007	<0.00007	<0.00007	<0.00005	<0.00005
Fluoranthene	*0.98*	*2.9*	**.00024 J**	0.000018 J	<0.00001	<0.00001	<0.000067	<0.00001	<0.00001	<0.0002	<0.00019	<0.00007	<0.00007	<0.00007	<0.00007	<0.00005	0.000086 J
Fluorene	*0.98*	*2.9*	0.00016 J	0.000031 J	<0.00003	<0.00003	<0.00006	<0.00003	<0.00003	<0.0002	<0.00019	<0.00007	<0.00007	<0.00007	0.0001 J	<0.00005	0.00008 J
Naphthalene	*0.49*	*1.5*	0.000067 J	0.000053 J	0.000039 J	<0.00002	<0.00016	0.00037 J	0.00017 J	<0.00039	<0.00038	<0.0001	<0.0001	<0.0001	0.0035	0.0001 J	0.00024
Nitrobenzene	*0.049*	*0.15*	<0.000024	<0.000024	<0.000024	<0.000024	<0.000024	<0.000024	<0.000024	<0.00039	<0.00038	<0.00009	<0.00009	<0.00009	<0.00009	<0.00005	<0.00005
N-Nitrosodiphenylamine	*0.19*	*0.42*	<0.000025	<0.000025	<0.000025	<0.000025	<0.000025	<0.000025	<0.000025	<0.00024	<0.00024	<0.00009	<0.00009	<0.00009	<0.00009	<0.00005	<0.00005
Pentachlorophenol	*0.001*	*0.001*	<0.000079	<0.000079	<0.000079	<0.000079	<0.000079	<0.000079	<0.000079	<0.0002	<0.00019	<0.00008	0.00008 J	<0.00008	<0.00008	<0.00005	<0.00005
Phenanthrene	*0.73*	*2.2*	0.00066 J	0.000053 J	<0.000021	<0.000021	<0.000026	<0.000021	<0.000021	<0.0002	<0.00019	<0.00007	<0.00007	<0.00007	0.00028	<0.00005	0.0002 J
Phenol	*7.3*	*22*	<0.000035	0.000044 J	<0.000035	<0.000035	<0.000035	<0.000035	<0.000035	<0.0002	<0.00019	<0.00007	<0.00007	<0.00007	0.00017 J	<0.00005	<0.00005
Pyrene	*0.73*	*2.2*	0.00018 J	0.000019 J	<0.000019	<0.000019	0.000044 J	<0.000019	<0.000019	<0.0002	<0.00019	0.00013 J	<0.00007	<0.00007	<0.00007	<0.00005	0.000055 J
Metals																	
Arsenic	*0.01*	*0.01*	0.00118 J	0.00113 J	0.00115 J	0.00121 J	0.00091 J	0.00078 J	0.000884 J								

Notes:

1. All values in milligrams per liter (mg/L).
2. Concentrations > RAL and non-detects are highlighted light gray.
3. Concentrations > C/I AL and non-detects are highlighted dark gray
4. TRRP Protective Concentration Limits (PCLs) (30 TAC §350, Table 3), updated January 2021.
5. RAL = Residential Assessment Level, C/I = Commercial/Industrial
6. J = Estimated value, < = not detected at the specified detection limit.
7. MW-32A was screened in the B-CZ & replaced with MW-32AR
8. Based on historical data, MW-25A and MW-25C were likely mislabeled in March 2018 and results are provided correctly in this table.

TABLE 2
ANALYTICAL RESULTS SUMMARY (2008 - 2022)
CLASS 2 GROUNDWATER
HOUSTON, TX - WOOD PRESERVING WORKS

	Residential Assessment Level	***C/I PCL***	MW-22A 07/18/2012	MW-22A 01/23/2014	MW-22A 07/30/2014	MW-22AR 02/08/2018	MW-22AR 03/25/2018	MW-22AR 05/31/2018	MW-22AR 01/22/2019	MW-22AR 07/31/2019	MW-22AR 02/10/2020	MW-22AR 07/20/2020	MW-22AR 01/13/2021	MW-22AR 07/14/2021	MW-22AR 01/27/2022	MW-22B 01/29/2008
Volatile Organic Compounds																
1,2-Dichloroethane	*0.005*	*0.005*	<0.0005	<0.0002	<0.00014	<0.0002	<0.0002	<0.0002	<0.0002	<0.0002	<0.0002	<0.0002	<0.0002	<0.0002	<0.0002	<0.00052
Benzene	*0.005*	*0.005*	<0.0005	<0.0002	0.00296	<0.0002	<0.0002	<0.0002	<0.0002	<0.0002	<0.0002	<0.0002	<0.0002	<0.0002	<0.0002	<0.00025
Chlorobenzene	*0.1*	*0.1*	<0.0005	<0.00018	<0.00012	<0.0003	<0.0003	<0.0003	<0.0003	<0.0003	<0.0003	<0.0003	<0.0003	<0.0003	<0.0003	<0.00047
Ethylbenzene	*0.7*	*0.7*	<0.0005	0.000549	0.0403	<0.0003	<0.0003	<0.0003	<0.0003	<0.0003	<0.0003	<0.0003	<0.0003	<0.0003	<0.0003	<0.00025
Methylene chloride	*0.005*	*0.005*	<0.001	<0.00022	<0.00015	<0.001	<0.001	<0.001	<0.001	<0.001	<0.001	<0.001	<0.001	<0.001	<0.001	<0.00054
Toluene	*1*	*1*	<0.0005	0.000307 J	0.00925	<0.0002	<0.0002	<0.0002	<0.0002	<0.0002	<0.0002	<0.0002	<0.0002	<0.0002	<0.0002	<0.00041
Vinyl chloride	*0.002*	*0.002*														
Xylenes (total)	*10*	*10*	<0.0015	0.000834 J	0.0569	<0.0003	<0.0003	<0.0003	<0.0003	<0.0003	<0.0003	<0.0003	<0.0003	<0.0003	<0.0003	<0.00127
Semivolatile Organic Compounds																
1,2-Diphenylhydrazine	*0.0011*	*0.0026*	<0.00005	<0.000108	<0.000109	<0.000021	<0.000021	<0.000021	<0.000021	<0.000021	<0.000021	<0.000021	<0.000022	<0.000021	<0.000021	<0.00008
2,4-Dimethylphenol	*0.49*	*1.5*	<0.00005	<0.000304	<0.000307	<0.00004	<0.000041	<0.00004	<0.00004	<0.00004	<0.00004	<0.00004	<0.000041	<0.00004	<0.00004	<0.0003
2,4-Dinitrotoluene	*0.0013*	*0.003*	<0.00005	<0.000127	<0.000129	<0.000059	<0.000059	<0.000058	<0.000058	<0.000058	<0.000058	<0.000058	<0.000059	<0.000058	<0.000058	<0.0002
2,6-Dinitrotoluene	*0.0013*	*0.003*	<0.00006	<0.0000784	<0.0000792	<0.000042	<0.000043	<0.000042	<0.000042	<0.000042	<0.000042	<0.000042	<0.000043	<0.000042	<0.000042	<0.0002
2-Chloronaphthalene	*2*	*5.8*	<0.00005	<0.0000784	<0.0000792	<0.000021	<0.000021	<0.000021	<0.000021	<0.000021	<0.000021	<0.000021	<0.000022	<0.000021	<0.000021	<0.0004
2-Methylnaphthalene	*0.098*	*0.29*	<0.00059	<0.0000686	0.00603	<0.000019	<0.000019	<0.000019	<0.000019	<0.000019	<0.00012	<0.000019	<0.000019	<0.000019	<0.000019	<0.0004
4,6-Dinitro-2-methylphenol	*0.0024*	*0.0073*	<0.00008	<0.000814	<0.000822	<0.00002	<0.00002	<0.00002	<0.00002	<0.00002	<0.00002	<0.00002	<0.000021	<0.00002	<0.00002	<0.0002
4-Nitrophenol	*0.049*	*0.15*	<0.00005	<0.000549	<0.000554	<0.000047	<0.000048	<0.000047	<0.000047	<0.000047	<0.000047	<0.000047	<0.000048	<0.000047	<0.000047	<0.00025
Acenaphthene	*1.5*	*4.4*	<0.00031	0.00557	0.0783	<0.000027	<0.000028	<0.000027	0.00071	<0.000027	<0.00015	<0.000027	<0.000028	<0.000027	<0.000027	0.0121
Acenaphthylene	*1.5*	*4.4*	<0.00005	0.000742	0.000943	<0.000015	<0.000015	<0.000015	<0.000015	<0.000015	<0.000015	<0.000015	<0.000015	<0.000015	<0.000015	<0.0003
Anthracene	*7.3*	*22*	0.0004	<0.000939	0.00265	<0.000014	<0.000014	0.00017	0.000028 J	<0.000014	0.0002	<0.000014	<0.000014	<0.000014	0.000032 J	0.000948
Benzo(a)anthracene	*0.0091*	*0.02*	0.00011 J	<0.0000784	<0.0000792	<0.000051	<0.000051	<0.00005	<0.00005	<0.00005	0.00029	<0.00005	<0.00005	<0.00005	<0.00005	<0.0002
Benzo(a)pyrene	*0.0002*	*0.0002*	<0.00005	<0.0000784	<0.0000792	<0.00002	<0.00002	<0.00002	<0.00002	<0.00002	0.0001	<0.00002	<0.00002	<0.00002	<0.00002	<0.0002
bis(2-Chloroethoxy)methane	*0.00083*	*0.0019*	<0.00005	<0.000127	<0.000129	<0.00003	<0.000031	<0.00003	<0.00003	<0.00003	<0.00003	<0.00003	<0.000031	<0.00003	<0.00003	<0.0004
bis(2-Ethylhexyl)phthalate (DEHP)	*0.006*	*0.006*	0.00011 J	<0.000363	0.000703	0.0033	<0.000038	0.0001 J	0.000065 J	<0.000037	0.00011 J	<0.000037	0.00036	0.000095 J	0.00006 J	0.00172 J
Chrysene	*0.91*	*2*	0.0001 J	<0.0000784	<0.0000792	<0.000021	<0.000021	<0.000021	<0.000021	<0.000021	0.00032	<0.000021	<0.000022	<0.000021	<0.000021	<0.0002
Dibenzofuran	*0.098*	*0.29*	<0.00048	0.001	0.0224	<0.00002	<0.00002	<0.00002	0.000029 J	<0.00002	<0.00015	<0.00002	<0.00002	<0.00002	<0.00002	0.00363
Di-n-butylphthalate (DBP)	*2.4*	*7.3*	<0.00005	<0.000866	<0.000109	<0.00002	<0.00002	<0.00002	0.00051	<0.00002	<0.00002	<0.00002	0.000033 J	0.00004 J	<0.00002	0.00066 J
Fluoranthene	*0.98*	*2.9*	<0.00041	0.000362 J	0.00247	<0.00001	<0.00001	<0.00001	0.000079 J	<0.00001	0.0015	<0.00001	0.000025 J	<0.00001	<0.00001	0.00029 J
Fluorene	*0.98*	*2.9*	<0.00029	0.000468 J	0.0175	<0.00003	<0.000031	<0.00003	0.00014	<0.00003	0.00019	<0.00003	<0.00003	<0.00003	<0.00003	0.00199
Naphthalene	*0.49*	*1.5*	<0.0018	<0.0034	**0.792**	<0.00017	0.00012	<0.00002	<0.00002	<0.00002	<0.00044	<0.00002	<0.000021	<0.00011	0.00014	0.000691
Nitrobenzene	*0.049*	*0.15*	<0.00005	<0.000108	<0.000109	<0.000024	<0.000024	<0.000024	<0.000024	<0.000024	<0.000024	<0.000024	<0.000025	<0.000024	<0.000024	<0.0004
N-Nitrosodiphenylamine	*0.19*	*0.42*	<0.00005	<0.000098	<0.000099	<0.000025	<0.000026	<0.000025	<0.000025	<0.000025	<0.000025	<0.000025	<0.000026	<0.000025	<0.000025	<0.00025
Pentachlorophenol	*0.001*	*0.001*	<0.00005	<0.000598	<0.000604	<0.00008	<0.000081	<0.000079	<0.000079	<0.000079	<0.000079	<0.000079	<0.000081	<0.000079	<0.000079	<0.0002
Phenanthrene	*0.73*	*2.2*	<0.0015	<0.000478	0.000604	<0.000021	0.00012	<0.000021	0.000068 J	<0.000021	0.0015	<0.000021	<0.000022	<0.000021	<0.000021	<0.0002
Phenol	*7.3*	*22*	<0.00005	<0.0000392	<0.0000396	<0.000035	<0.000036	<0.000035	<0.000035	<0.000035	<0.000041	<0.000035	<0.000036	<0.000035	<0.000035	<0.0002
Pyrene	*0.73*	*2.2*	<0.00033	<0.000108	0.00106	<0.000019	<0.000019	<0.000019	0.000084 J	<0.000019	0.001	<0.000019	<0.000019	0.000027 J	<0.000019	<0.0002
Metals																
Arsenic	*0.01*	*0.01*				0.000896 J	0.000716 J	0.00293	0.00488	0.000481 J	0.00352	0.00822	0.00507	0.00915	0.0015 J	

Notes:
1. All values in milligrams per liter (mg/L).
2. Concentrations > RAL and non-detects are highlighted light gray.
3. Concentrations > C/I AL and non-detects are highlighted dark gray
4. TRRP Protective Concentration Limits (PCLs) (30 TAC §350, Table 3), updated January 2021.
5. RAL = Residential Assessment Level, C/I = Commercial/Industrial
6. J = Estimated value, < = not detected at the specified detection limit.
7. MW-32A was screened in the B-CZ & replaced with MW-32AR
8. Based on historical data, MW-25A and MW-25C were likely mislabeled in March 2018 and results are provided correctly in this table.

TABLE 2
ANALYTICAL RESULTS SUMMARY (2008 - 2022)
CLASS 2 GROUNDWATER
HOUSTON, TX - WOOD PRESERVING WORKS

	Residential Assessment Level	***C/I PCL***	MW-22B 07/14/2008	MW-22B 02/03/2009	MW-22B 01/15/2010	MW-22B 06/29/2010	MW-22B 01/25/2011	MW-22B 07/21/2011	MW-22B 02/15/2012	MW-22B 07/18/2012	MW-22B 01/23/2014	MW-22B 07/30/2014	MW-22B 08/28/2014	MW-22BR 02/08/2018	MW-22BR 03/25/2018	MW-22BR 05/31/2018
Volatile Organic Compounds																
1,2-Dichloroethane	*0.005*	*0.005*	<0.00109	<0.0005	<0.0005	<0.0005	<0.0005	<0.001	<0.001	<0.0005	<0.0002	<0.00014	<0.00014	<0.0002	<0.0002	<0.0002
Benzene	*0.005*	*0.005*	0.00313 J	<0.0005	<0.0005	<0.0005	<0.0005	<0.001	<0.001	0.0042 J	0.000304 J	0.00185	0.00238	<0.0002	<0.0002	<0.0002
Chlorobenzene	*0.1*	*0.1*	<0.0015	<0.0005	<0.0005	<0.0005	<0.0005	<0.001	<0.001	<0.0005	<0.00018	<0.00012	<0.00012	<0.0003	<0.0003	<0.0003
Ethylbenzene	*0.7*	*0.7*	0.00262 J	<0.0005	<0.0005	<0.0005	<0.0005	<0.0011	<0.0011	0.0088	0.0022	0.0255	0.0275	0.00034 J	<0.0003	<0.0003
Methylene chloride	*0.005*	*0.005*	<0.00122	<0.0005	<0.0005	<0.0005	<0.0005	<0.0013	<0.0013	<0.001	<0.00022	<0.00015	<0.00015	<0.001	<0.001	<0.001
Toluene	*1*	*1*	<0.00138	<0.0005	<0.0005	0.00053 J	<0.0005	<0.001	<0.001	0.0033 J	0.00133	0.00584	0.00752	<0.0002	<0.0002	<0.0002
Vinyl chloride	*0.002*	*0.002*											<0.00011			
Xylenes (total)	*10*	*10*	0.00339 J	<0.001	<0.001	<0.001	<0.001	<0.0031	<0.0031	0.0057 J	0.00409	0.0362	0.0383	0.00082 J	<0.0003	0.001
Semivolatile Organic Compounds																
1,2-Diphenylhydrazine	*0.0011*	*0.0026*	<0.00008	<0.0001	<0.0001	<0.0001	<0.0001	<0.00005	<0.00005	<0.00005	<0.000108	<0.000109	<0.00011	<0.000021	<0.000021	<0.000021
2,4-Dimethylphenol	*0.49*	*1.5*	<0.0003	<0.00008	<0.00008	<0.00008	<0.00008	<0.00005	0.00014 J	<0.00005	<0.000304	0.00107	<0.00031	<0.00004	<0.000041	<0.00004
2,4-Dinitrotoluene	*0.0013*	*0.003*	<0.0002	<0.00009	<0.00009	<0.00009	<0.00009	<0.00005	<0.00005	<0.00005	<0.000127	<0.000129	<0.00013	<0.000059	<0.000059	<0.000058
2,6-Dinitrotoluene	*0.0013*	*0.003*	<0.0002	<0.00007	<0.00007	<0.00007	<0.00007	<0.00006	<0.00006	<0.00006	<0.0000784	<0.0000792	<0.00008	<0.000042	<0.000043	<0.000042
2-Chloronaphthalene	*2*	*5.8*	<0.0004	<0.00012	<0.0001	<0.0001	<0.0001	<0.00005	<0.00005	<0.00005	<0.0000784	<0.0000792	<0.00008	<0.000021	<0.000021	<0.000021
2-Methylnaphthalene	*0.098*	*0.29*	<0.0004	<0.00007	<0.00007	<0.00007	<0.00007	<0.00005	0.00044	<0.00063	0.000414 J	0.00721	0.00663	0.00056	0.000067 J	0.000071 J
4,6-Dinitro-2-methylphenol	*0.0024*	*0.0073*	<0.0002	<0.00008	<0.00008	<0.00008	<0.00008	<0.00008	<0.00008	<0.00008	<0.000814	<0.000822	<0.00083	<0.00002	<0.00002	<0.00002
4-Nitrophenol	*0.049*	*0.15*	<0.00025	<0.00007	<0.00007	<0.00007	<0.00007	<0.00005	<0.00005	<0.00005	<0.000549	<0.000554	<0.00056	<0.000047	<0.000048	<0.000047
Acenaphthene	*1.5*	*4.4*	0.182	0.022	0.00016 J	0.0093	0.00022	0.003	0.068	0.18	0.0244	0.0762	0.123	0.034	0.044	0.047
Acenaphthylene	*1.5*	*4.4*	0.00192	0.00034	<0.00007	0.00012 J	<0.00007	<0.00005	0.00046	0.0018	0.000886	0.000641	0.00132	<0.000015	0.00096	0.00041
Anthracene	*7.3*	*22*	0.00575	0.00071	<0.00007	0.00031	<0.00007	0.00011 J	0.0017	0.0067	<0.00146	0.00292	0.00404	0.00039	0.00062	0.0013
Benzo(a)anthracene	*0.0091*	*0.02*	<0.0002	<0.00007	<0.00007	<0.00007	<0.00007	<0.00005	<0.00005	<0.00005	<0.0000784	<0.0000792	<0.00008	<0.000051	<0.000051	<0.00005
Benzo(a)pyrene	*0.0002*	*0.0002*	<0.0002	<0.00008	<0.00008	<0.00008	<0.00008	<0.00005	<0.00005	<0.00005	<0.0000784	<0.0000792	<0.00008	<0.00002	<0.00002	<0.00002
bis(2-Chloroethoxy)methane	*0.00083*	*0.0019*	<0.0004	<0.00009	<0.00009	<0.00009	<0.00009	<0.00005	<0.00005	<0.00005	<0.000127	<0.000129	<0.00013	<0.00003	<0.000031	<0.00003
bis(2-Ethylhexyl)phthalate (DEHP)	*0.006*	*0.006*	<0.0002	0.00053	0.00022	<0.00061	<0.0002	0.00041	<0.00051	<0.0001	<0.000363	0.000672	<0.00037	<0.000037	<0.000038	<0.000037
Chrysene	*0.91*	*2*	<0.0002	<0.00007	<0.00007	<0.00007	<0.00007	<0.00005	<0.00005	<0.00005	<0.0000784	<0.0000792	<0.00008	<0.000021	<0.000021	<0.000021
Dibenzofuran	*0.098*	*0.29*	0.0674	0.0051	0.00026	0.0019	<0.00008	0.00068	0.0079	0.046	0.00784	0.0238	0.0409	0.00066	0.00049	0.0011
Di-n-butylphthalate (DBP)	*2.4*	*7.3*	<0.0002	0.00018 J	<0.00007	<0.00007	<0.00007	<0.00005	<0.00005	<0.00005	<0.000873	<0.000109	<0.00011	<0.00002	<0.00002	<0.00002
Fluoranthene	*0.98*	*2.9*	0.00661	0.0011	0.00011 J	0.00061	<0.00007	0.00019 J	0.0022	0.0065	0.00187	0.00304	0.00282	0.00098	0.0011	0.0028
Fluorene	*0.98*	*2.9*	0.0395	0.0018	<0.00007	0.0018	<0.00007	0.00049	0.0035	0.019	0.00521	0.0198	0.0355	0.002	0.0017	0.0046
Naphthalene	*0.49*	*1.5*	0.00435	0.00017 J	0.00012 J	0.00036	<0.0001	<0.00005	0.0032	0.032	0.13 J	**0.832**	**0.977**	0.0038	0.0008	0.00044
Nitrobenzene	*0.049*	*0.15*	<0.0004	<0.00009	<0.00009	<0.00009	<0.00009	<0.00005	<0.00005	<0.00005	<0.000108	<0.000109	<0.00011	<0.000024	<0.000024	<0.000024
N-Nitrosodiphenylamine	*0.19*	*0.42*	<0.00025	<0.00009	<0.00009	<0.00009	<0.00009	<0.00005	0.00029	<0.00005	<0.000098	<0.000099	<0.0001	<0.000025	<0.000026	<0.000025
Pentachlorophenol	*0.001*	*0.001*	<0.0002	<0.00008	<0.00008	<0.00008	<0.00008	<0.00005	<0.00005	<0.00005	<0.000598	<0.000604	<0.00061	<0.00008	<0.000081	<0.000079
Phenanthrene	*0.73*	*2.2*	0.000764	<0.00007	0.00015 J	<0.00007	<0.00007	<0.00005	0.00026	0.0027	<0.000562	0.00053	<0.00006	0.00081	0.00018	0.00039
Phenol	*7.3*	*22*	<0.0002	<0.00007	<0.00007	<0.00007	<0.00007	<0.00005	<0.00005	0.0001 J	<0.0000392	<0.0000396	<0.00004	<0.000035	<0.000036	<0.000035
Pyrene	*0.73*	*2.2*	0.00239	0.00047	<0.00007	0.00027	<0.00007	0.00012 J	0.001	0.0033	0.000876	0.00123	0.0023	0.00062	0.00077	0.0015
Metals																
Arsenic	*0.01*	*0.01*												**0.0219**	**0.0159**	**0.0301**

Notes:
1. All values in milligrams per liter (mg/L).
2. Concentrations > RAL and non-detects are highlighted light gray.
3. Concentrations > C/I AL and non-detects are highlighted dark gray
4. TRRP Protective Concentration Limits (PCLs) (30 TAC §350, Table 3), updated January 2021.
5. RAL = Residential Assessment Level, C/I = Commercial/Industrial
6. J = Estimated value, < = not detected at the specified detection limit.
7. MW-32A was screened in the B-CZ & replaced with MW-32AR
8. Based on historical data, MW-25A and MW-25C were likely mislabeled in March 2018 and results are provided correctly in this table.

TABLE 2
ANALYTICAL RESULTS SUMMARY (2008 - 2022)
CLASS 2 GROUNDWATER
HOUSTON, TX - WOOD PRESERVING WORKS

	Residential Assessment Level	***C/I PCL***	MW-22BR 01/22/2019	MW-22BR 07/31/2019	MW-22BR 02/10/2020	MW-22BR 07/20/2020	MW-22BR 01/13/2021	MW-22BR 07/19/2021	MW-22BR 01/21/2022	MW-23C 02/04/2009 DNAPL	MW-23C 01/18/2010 DNAPL	MW-23C 06/23/2010 DNAPL	MW-23C 01/19/2011 DNAPL	MW-23C 07/22/2011 DNAPL	MW-23C 02/02/2012 DNAPL	MW-23C 07/12/2012 DNAPL
Volatile Organic Compounds																
1,2-Dichloroethane	*0.005*	*0.005*	<0.0002	<0.0002	<0.0002	<0.0002	<0.0002	<0.0002	<0.0002	<0.0005	<0.0005	<0.005	<0.005	**<0.01**	**<0.01**	<0.0005
Benzene	*0.005*	*0.005*	<0.0002	<0.0002	<0.0002	<0.0002	<0.0002	<0.0002	<0.0002	**0.017**	**0.012**	**0.0095 J**	**0.0072 J**	**<0.01**	**<0.01**	**0.0071**
Chlorobenzene	*0.1*	*0.1*	<0.0003	<0.0003	<0.0003	<0.0003	<0.0003	<0.0003	<0.0003	0.001 J		<0.005	<0.005	<0.01	<0.01	<0.0005
Ethylbenzene	*0.7*	*0.7*	<0.0003	<0.0003	<0.0003	<0.0003	<0.0003	<0.0003	<0.0003	0.13	0.074	0.12	0.13	0.1	0.1	0.17
Methylene chloride	*0.005*	*0.005*	<0.001	<0.001	<0.001	<0.001	<0.001	<0.001	<0.001	<0.0005	<0.0005	**<0.0092**	<0.005	**<0.013**	**<0.013**	<0.001
Toluene	*1*	*1*	<0.0002	<0.0002	<0.0002	<0.0002	<0.0002	<0.0002	<0.0002	0.0023 J	0.0012 J	<0.005	<0.005	<0.01	<0.01	0.0025 J
Vinyl chloride	*0.002*	*0.002*											**<0.005**	**<0.01**	**<0.01**	<0.0005
Xylenes (total)	*10*	*10*	<0.0003	<0.0003	<0.0003	<0.0003	<0.0003	<0.0003	<0.0003	0.073	0.044	0.069 J	0.059 J	0.048 J	0.039 J	0.11
Semivolatile Organic Compounds																
1,2-Diphenylhydrazine	*0.0011*	*0.0026*	<0.000021	<0.000021	<0.000021	<0.000021	<0.000021	<0.000021	<0.000021	<0.0001	<0.0001	**<0.005**	<0.0001	<0.00005	<0.0005	<0.001
2,4-Dimethylphenol	*0.49*	*1.5*	<0.00004	<0.00004	<0.00004	<0.00004	<0.00004	<0.00004	<0.00004	<0.00008	<0.00008	<0.004	<0.00008	0.0035	0.0014 J	0.028
2,4-Dinitrotoluene	*0.0013*	*0.003*	<0.000058	<0.000058	<0.000058	<0.000058	<0.000058	<0.000058	<0.000058	<0.00009	<0.00009	**<0.0045**	<0.00009	<0.00005	<0.0005	<0.001
2,6-Dinitrotoluene	*0.0013*	*0.003*	<0.000042	<0.000042	<0.000042	<0.000042	<0.000042	<0.000042	<0.000042	<0.00007	<0.00007	**<0.0035**	<0.00007	<0.00006	<0.0006	<0.0012
2-Chloronaphthalene	*2*	*5.8*	<0.000021	<0.000021	0.00011 J	<0.000021	<0.000021	<0.000021	<0.000021	<0.00012	<0.0001	<0.005	<0.0001	<0.00005	<0.0005	<0.001
2-Methylnaphthalene	*0.098*	*0.29*	<0.000019	<0.000019	<0.000043	<0.000019	<0.000019	<0.000019	<0.000019	**2.6**	**0.75**	**2.7**	**1.2**	**1.3**	**0.65**	**28**
4,6-Dinitro-2-methylphenol	*0.0024*	*0.0073*	<0.00002	<0.00002	<0.00002	<0.00002	<0.00002	<0.00002	<0.00002	<0.00008	<0.00008	**<0.004**	<0.00008	<0.00008	<0.0008	<0.0016
4-Nitrophenol	*0.049*	*0.15*	<0.000047	<0.000047	<0.000047	<0.000047	<0.000047	<0.000047	<0.000047	<0.00007	<0.00007	<0.0035	<0.00007	<0.00005	<0.0005	<0.001
Acenaphthene	*1.5*	*4.4*	0.022	<0.000027	0.018	0.0024	0.000066 J	0.00071	0.017	**3.4**	1.2	**3.4**	**1.6**	**2**	0.89	**39**
Acenaphthylene	*1.5*	*4.4*	<0.000015	<0.000015	0.00018	<0.000015	<0.000015	<0.000015	<0.000015	0.017	0.01	0.03	0.012	0.015	0.0068	0.45
Anthracene	*7.3*	*22*	0.00048	<0.000014	0.00042	<0.000014	0.000056 J	<0.000014	0.00021	1.2	0.36	1.2	0.4	1.7	0.25	**16**
Benzo(a)anthracene	*0.0091*	*0.02*	<0.00005	<0.00005	<0.00005	<0.00005	<0.00005	<0.00005	<0.00005	**0.31**	**0.12**	**0.3**	**0.12**	**0.15**	**0.046**	**4.8**
Benzo(a)pyrene	*0.0002*	*0.0002*	<0.00002	<0.00002	<0.00002	<0.00002	<0.00002	<0.00002	<0.00002	**0.072**	**0.029**	**0.093**	**0.04**	**0.044**	**0.016**	**1.2**
bis(2-Chloroethoxy)methane	*0.00083*	*0.0019*	<0.00003	<0.00003	<0.00003	<0.00003	<0.00003	<0.00003	<0.00003	<0.00009	<0.00009	**<0.0045**	<0.00009	<0.00005	<0.0005	**<0.001**
bis(2-Ethylhexyl)phthalate (DEHP)	*0.006*	*0.006*	<0.000037	<0.000037	0.000075 J	0.000064 J	0.000072 J	0.000039 J	<0.000037	0.002	<0.0011	**<0.01**	0.0014	0.0019	<0.001	**0.042**
Chrysene	*0.91*	*2*	<0.000021	<0.000021	<0.000021	<0.000021	<0.000021	<0.000021	<0.000021	0.28	0.093	0.27	0.099	0.21	0.044	**4.3**
Dibenzofuran	*0.098*	*0.29*	0.00029	<0.00002	<0.00029	0.000057 J	0.000055 J	<0.00002	0.00012	**3.5**	**1.2**	**3.6**	**1.6**	**2.7**	**0.85**	**46**
Di-n-butylphthalate (DBP)	*2.4*	*7.3*	<0.00002	<0.00002	<0.00002	0.000052 J	0.000035 J	<0.00002	<0.00002	<0.00007	<0.00007	<0.0035	<0.00007	<0.00005	<0.0005	<0.001
Fluoranthene	*0.98*	*2.9*	0.0011	<0.00001	0.0017	0.0005	0.00015	0.00035	0.0022	**3**	0.77	**3**	**0.99**	**1.8**	0.48	**34**
Fluorene	*0.98*	*2.9*	0.0025	<0.00003	0.0026	0.00036	0.00029	0.000082 J	0.00086	**2.5**	0.82	**2.6**	0.88	**2**	0.57	**32**
Naphthalene	*0.49*	*1.5*	0.00017	<0.00002	<0.00013	<0.00002	<0.00002	<0.00002	0.00013	**9.9**	**3.9**	**8.9**	**8.5**	**7.5**	**7.8**	**83**
Nitrobenzene	*0.049*	*0.15*	<0.000024	<0.000024	<0.000024	<0.000024	<0.000024	<0.000024	<0.000024	<0.00009	<0.00009	<0.0045	<0.00009	<0.00005	<0.0005	<0.001
N-Nitrosodiphenylamine	*0.19*	*0.42*	<0.000025	<0.000025	<0.000025	<0.000025	<0.000025	<0.000025	<0.000025	<0.00009	<0.00009	<0.0045	<0.00009	<0.00005	<0.0005	<0.001
Pentachlorophenol	*0.001*	*0.001*	<0.000079	<0.000079	<0.000079	<0.000079	<0.000079	<0.000079	<0.000079	<0.00008	<0.00008	**<0.004**	<0.00008	<0.00005	<0.0005	<0.001
Phenanthrene	*0.73*	*2.2*	<0.000021	<0.000021	<0.00013	<0.000021	0.000026 J	<0.000021	<0.000021	**8.8**	**2.7**	**8.2**	**3.6**	**3.8**	**1.9**	**130**
Phenol	*7.3*	*22*	<0.000035	0.00069	<0.000035	<0.000035	<0.000035	<0.000035	<0.000035	<0.00007	<0.00007	<0.0035	<0.00007	<0.00005	0.0011 J	<0.001
Pyrene	*0.73*	*2.2*	0.00046	<0.000019	0.00082	0.00023	0.000065 J	0.00015	0.00095	**1.6**	0.59	**1.9**	0.6	**1.1**	0.35	**21**
Metals																
Arsenic	*0.01*	*0.01*	**0.0535**	0.000559 J	**0.016**	0.00882	<0.00201	0.00843	**0.0261**							

Notes:

1. All values in milligrams per liter (mg/L).
2. Concentrations > RAL and non-detects are highlighted light gray.
3. Concentrations > C/I AL and non-detects are highlighted dark gray
4. TRRP Protective Concentration Limits (PCLs) (30 TAC §350, Table 3), updated January 2021.
5. RAL = Residential Assessment Level, C/I = Commercial/Industrial
6. J = Estimated value, < = not detected at the specified detection limit.
7. MW-32A was screened in the B-CZ & replaced with MW-32AR
8. Based on historical data, MW-25A and MW-25C were likely mislabeled in March 2018 and results are provided correctly in this table.

TABLE 2
ANALYTICAL RESULTS SUMMARY (2008 - 2022)
CLASS 2 GROUNDWATER
HOUSTON, TX - WOOD PRESERVING WORKS

	Residential Assessment Level	***C/I PCL***	MW-23C 02/11/2013 DNAPL	MW-23C 07/31/2013 DNAPL	MW-23C 01/15/2014 DNAPL	MW-23C 08/28/2014 DNAPL	MW-23C 01/09/2020 DNAPL	MW-23C 07/14/2020 DNAPL	MW-23C 01/21/2021	MW-23C 07/23/2021	MW-23C 01/13/2022	MW-25A 01/28/2008	MW-25A 07/14/2008	MW-25A 02/03/2009	MW-25A 01/15/2010	MW-25A 06/30/2010
Volatile Organic Compounds																
1,2-Dichloroethane	*0.005*	*0.005*	<0.00014	<0.0014	<0.0002	<0.0014	<0.001	<0.0002	<0.0002	<0.005	<0.001	<0.00245	<0.00052	<0.0005	<0.0005	<0.0005
Benzene	*0.005*	*0.005*	**0.0111**	**0.0138**	**0.0126**	**0.00596 J**	0.0027 J	0.0014	0.0021	<0.005	**0.0055**	<0.00257	<0.00025	<0.0005	<0.0005	<0.0005
Chlorobenzene	*0.1*	*0.1*	0.000279 J	0.00146 J	<0.00018	<0.0012	<0.0015	<0.0003	<0.0003	<0.0075	<0.0015	<0.00239	<0.00047	<0.0005	<0.0005	<0.0005
Ethylbenzene	*0.7*	*0.7*	0.151	0.185	0.165	0.15	0.028	0.021	0.032	0.041	0.083	<0.00203	<0.00025	0.0029 J	<0.0005	<0.0005
Methylene chloride	*0.005*	*0.005*	<0.00015	<0.0015	<0.00022	<0.0015	<0.005	<0.001	<0.001	**<0.025**	<0.005	<0.00195	<0.00054	<0.0005	<0.0005	<0.0005
Toluene	*1*	*1*	0.00433	0.00819 J	0.00728	0.00378 J	<0.001	0.0022	0.0029	0.01 J	0.0072	<0.00274	<0.00041	0.00074 J	<0.0005	<0.0005
Vinyl chloride	*0.002*	*0.002*	<0.00011	<0.0011	<0.00018	<0.0011		<0.0002								
Xylenes (total)	*10*	*10*	0.0884	0.0988	0.0959	0.0915	0.025	0.017	0.024	0.03	0.065	<0.00581	<0.00127	0.0047 J	<0.001	<0.001
Semivolatile Organic Compounds																
1,2-Diphenylhydrazine	*0.0011*	*0.0026*	<0.001	**<0.00534**	**<0.0259**	**<0.022**	<0.00021	<0.000021	<0.000021	<0.00021	<0.00021	<0.00008	<0.00009	<0.0001	<0.0001	<0.0001
2,4-Dimethylphenol	*0.49*	*1.5*	<0.00282	<0.015	<0.0731	0.202	<0.047	0.022	0.0069	0.015	0.047	<0.00029	<0.00033	<0.00008	<0.00008	<0.00008
2,4-Dinitrotoluene	*0.0013*	*0.003*	<0.00118	**<0.00631**	**<0.0307**	**<0.026**	<0.00058	<0.000058	<0.000058	<0.00058	<0.00058	<0.00019	<0.00022	<0.00009	<0.00009	0.00066
2,6-Dinitrotoluene	*0.0013*	*0.003*	<0.000727	**<0.00388**	**<0.0189**	**<0.016**	<0.00042	<0.000042	<0.000042	<0.00042	<0.00042	<0.00019	<0.00022	<0.00007	<0.00007	<0.00007
2-Chloronaphthalene	*2*	*5.8*	<0.000727	<0.00388	<0.0189	<0.016	<0.00021	<0.000021	<0.000021	<0.00021	<0.00021	<0.00038	<0.00044	<0.00012	<0.0001	<0.0001
2-Methylnaphthalene	*0.098*	*0.29*	**1.38**	**1.16**	**4.52**	**18.3**	**0.12**	0.041	0.067	0.089	**0.2**	<0.00038	<0.00044	0.024	<0.00007	<0.00007
4,6-Dinitro-2-methylphenol	*0.0024*	*0.0073*	**<0.00755**	**<0.0403**	**<0.196**	**<0.166**	<0.0002	<0.00002	<0.00002	<0.0002	<0.0002	<0.00019	<0.00022	<0.00008	<0.00008	0.00026
4-Nitrophenol	*0.049*	*0.15*	<0.00509	<0.0272	**<0.132**	**<0.112**	<0.00047	<0.000047	<0.000047	<0.00047	<0.00047	<0.00024	<0.00028	<0.00007	<0.00007	<0.00007
Acenaphthene	*1.5*	*4.4*	**1.78**	**1.58**	**7.79**	**25.9**	0.21	0.06	0.095	0.11	0.16	0.00038 J	<0.00033	0.034	0.0014	0.0012
Acenaphthylene	*1.5*	*4.4*	<0.000545	<0.00291	<0.0142	0.336	0.0029	0.0014	0.0013	0.0013	0.0038	<0.00029	<0.00033	0.0004	<0.00007	0.00034
Anthracene	*7.3*	*22*	0.641	0.31	1.49	**8.74**	0.035	0.016	0.027	0.017	0.098	0.00067	<0.00022	0.0005	<0.00007	<0.00007
Benzo(a)anthracene	*0.0091*	*0.02*	**0.104**	**0.0905**	**0.5**	**2.63**	0.008	0.0053	0.0083	0.0029	0.0016	<0.00019	<0.00022	<0.00007	<0.00007	<0.00007
Benzo(a)pyrene	*0.0002*	*0.0002*	**0.0283**	**0.0235 J**	**0.119**	**0.73**	**0.0022**	**0.0017**	**0.0026**	**0.0008 J**	**0.0003 J**	<0.00019	**<0.00022**	<0.00008	<0.00008	0.00012 J
bis(2-Chloroethoxy)methane	*0.00083*	*0.0019*	**<0.00118**	**<0.00631**	**<0.0307**	**<0.026**	<0.0003	<0.00003	<0.00003	<0.0003	<0.0003	<0.00038	<0.00044	<0.00009	<0.00009	<0.00009
bis(2-Ethylhexyl)phthalate (DEHP)	*0.006*	*0.006*	<0.00336	**<0.018**	**<0.0873**	**<0.074**	<0.00037	0.00015 J	<0.00014	<0.00037	<0.00037	0.00021 J	<0.00022	0.00033	<0.0002	<0.00056
Chrysene	*0.91*	*2*	0.103	0.0819	0.476	**2.24**	0.0072	0.004	0.0074	0.0031	0.0018	<0.00019	<0.00022	<0.00007	<0.00007	<0.00007
Dibenzofuran	*0.098*	*0.29*	**1.82**	**1.48**	**5.45**	**25.7**	**0.17**	0.051	0.092	**0.11**	**0.17**	0.000601	<0.00033	0.018	<0.00008	0.00034
Di-n-butylphthalate (DBP)	*2.4*	*7.3*	<0.001	<0.00534	<0.0259	<0.022	<0.0002	<0.00002	<0.00002	<0.0002	<0.0022	<0.00019	<0.00022	<0.00007	<0.00007	<0.00007
Fluoranthene	*0.98*	*2.9*	**1.09**	0.812	**4.42**	**20.4**	0.068	0.029	0.068	0.035	0.024	0.000556	<0.00022	0.00057	0.000084 J	0.000092 J
Fluorene	*0.98*	*2.9*	**1.19**	0.874	**3.78**	**20.5**	0.12	0.041	0.072	0.062	0.086	0.00033 J	<0.00022	0.0049	<0.00007	<0.00007
Naphthalene	*0.49*	*1.5*	**12.2**	**13.2**	**43.8**	**57.9**	**0.66**	**0.92**	**0.63**	0.18	**2.1**	0.0011	<0.00044	0.45	<0.0001	0.00024
Nitrobenzene	*0.049*	*0.15*	<0.001	<0.00534	<0.0259	<0.022	<0.00024	<0.000024	<0.000024	<0.00024	<0.00024	<0.00038	<0.00044	<0.00009	<0.00009	<0.00009
N-Nitrosodiphenylamine	*0.19*	*0.42*	<0.000909	<0.00485	<0.0236	<0.02	<0.00025	<0.000025	<0.000025	<0.00025	<0.00025	<0.00024	<0.00028	<0.00009	<0.00009	<0.00009
Pentachlorophenol	*0.001*	*0.001*	**<0.00555**	**<0.0296**	**<0.144**	**<0.122**	<0.00079	0.00065	0.00031	<0.00079	<0.00079	<0.00019	<0.00022	<0.00008	<0.00008	0.00033
Phenanthrene	*0.73*	*2.2*	**3.48**	**2.8**	**18.2**	**59.4**	0.25	0.098	0.23	0.12	0.047	0.000715	<0.00022	0.0034	<0.00007	<0.00007
Phenol	*7.3*	*22*	<0.000364	<0.00194	<0.00943	<0.008	0.0079	0.0098	<0.00036	<0.00035	<0.00097	<0.00019	<0.00022	<0.00007	<0.00007	<0.00007
Pyrene	*0.73*	*2.2*	**0.754**	0.515	**3.04**	**13.3**	0.043	0.018	0.041	0.022	0.017	0.000484	<0.00022	0.00036	0.00047	0.00015 J
Metals																
Arsenic	*0.01*	*0.01*					0.00333	0.00196 J	0.00172 J	0.00229	0.00281					

Notes:

1. All values in milligrams per liter (mg/L).
2. Concentrations > RAL and non-detects are highlighted light gray.
3. Concentrations > C/I AL and non-detects are highlighted dark gray
4. TRRP Protective Concentration Limits (PCLs) (30 TAC §350, Table 3), updated January 2021.
5. RAL = Residential Assessment Level, C/I = Commercial/Industrial
6. J = Estimated value, < = not detected at the specified detection limit.
7. MW-32A was screened in the B-CZ & replaced with MW-32AR
8. Based on historical data, MW-25A and MW-25C were likely mislabeled in March 2018 and results are provided correctly in this table.

TABLE 2
ANALYTICAL RESULTS SUMMARY (2008 - 2022)
CLASS 2 GROUNDWATER
HOUSTON, TX - WOOD PRESERVING WORKS

	Residential Assessment Level	***C/I PCL***	MW-25A 01/26/2011	MW-25A 01/26/2011 Duplicate	MW-25A 07/20/2011	MW-25A 02/08/2012	MW-25A 07/18/2012	MW-25A 02/06/2013	MW-25A 08/06/2013	MW-25A 01/22/2014	MW-25A 07/29/2014	MW-25A 01/31/2018	MW-25A[8] 03/27/2018	MW-25A 05/31/2018	MW-25A 01/15/2019	MW-25A 07/16/2019
Volatile Organic Compounds																
1,2-Dichloroethane	*0.005*	*0.005*	<0.0005	<0.0005	<0.001	<0.001	<0.0005	<0.00014	<0.00014	<0.0002	<0.00014	<0.0002	<0.0002	<0.0002	<0.0002	<0.0002
Benzene	*0.005*	*0.005*	<0.0005	<0.0005	<0.001	<0.001	<0.0005	<0.00008	<0.00008	<0.0002	<0.00008	<0.0002	<0.0002	<0.0002	<0.0002	<0.0002
Chlorobenzene	*0.1*	*0.1*	<0.0005	<0.0005	<0.001	<0.001	<0.0005	0.000497 J	0.000121 J	<0.00018	<0.00012	<0.0003	<0.0003	<0.0003	<0.0003	<0.0003
Ethylbenzene	*0.7*	*0.7*	<0.0005	<0.0005	<0.0011	<0.0011	<0.0005	<0.00011	<0.00011	<0.00019	<0.00011	<0.0003	<0.0003	<0.0003	<0.0003	<0.0003
Methylene chloride	*0.005*	*0.005*	<0.0005	<0.0005	<0.0013	<0.0013	<0.001	<0.00015	<0.00015	<0.00022	<0.00015	<0.001	<0.001	<0.001	<0.001	<0.001
Toluene	*1*	*1*	<0.0005	<0.0005	<0.001	<0.001	<0.0005	<0.00015	<0.00015	<0.00017	<0.00015	<0.0002	<0.0002	<0.0002	<0.0002	<0.0002
Vinyl chloride	*0.002*	*0.002*			<0.001	<0.001	<0.0005	<0.00011	<0.00011	<0.00018	<0.00011	<0.0002	<0.0002	<0.0002	<0.0002	<0.0002
Xylenes (total)	*10*	*10*	<0.001	<0.001	<0.0031	<0.0031	<0.0015	<0.00026	<0.00026	<0.00058	<0.00026	<0.0003	<0.0003	<0.0003	<0.0003	<0.0003
Semivolatile Organic Compounds																
1,2-Diphenylhydrazine	*0.0011*	*0.0026*	<0.0001	<0.0001	<0.00005	<0.00005	<0.00005	<0.000106	<0.00011	<0.000105	<0.000107	<0.000021	<0.000021	<0.000021	<0.000021	<0.000021
2,4-Dimethylphenol	*0.49*	*1.5*	<0.00008	<0.00008	<0.00005	<0.00005	<0.00005	<0.000298	<0.00031	<0.000295	<0.000301	<0.00004	<0.000041	<0.00004	<0.00004	<0.00004
2,4-Dinitrotoluene	*0.0013*	*0.003*	<0.00009	<0.00009	<0.00005	<0.00005	<0.00005	<0.000125	<0.00013	<0.000124	<0.000126	<0.000058	<0.000059	<0.000058	<0.000058	<0.000058
2,6-Dinitrotoluene	*0.0013*	*0.003*	<0.00007	<0.00007	<0.00006	<0.00006	<0.00006	<0.0000769	<0.00008	<0.0000762	<0.0000777	<0.000042	<0.000043	<0.000042	<0.000042	<0.000042
2-Chloronaphthalene	*2*	*5.8*	<0.0001	<0.0001	<0.00005	<0.00005	<0.00005	<0.0000769	<0.00008	<0.0000762	<0.0000777	<0.000021	<0.000021	<0.000021	<0.000021	<0.000021
2-Methylnaphthalene	*0.098*	*0.29*	<0.00007	<0.00007	<0.00005	<0.00005	<0.000061	<0.0000673	<0.00007	<0.0000667	<0.000068	0.00014	<0.000019	0.000052 J	<0.000051	0.000057 J
4,6-Dinitro-2-methylphenol	*0.0024*	*0.0073*	<0.00008	<0.00008	<0.00008	<0.00008	<0.00008	<0.000798	<0.00083	<0.00079	<0.000806	<0.00002	<0.00002	<0.00002	<0.00002	<0.00002
4-Nitrophenol	*0.049*	*0.15*	<0.00007	<0.00007	<0.00005	<0.00005	<0.00005	<0.000538	<0.00056	<0.000533	<0.000544	<0.000047	<0.000048	<0.000047	<0.000047	<0.000047
Acenaphthene	*1.5*	*4.4*	0.00054	0.00052	0.0042	0.00053	<0.00005	0.000171 J	0.000345 J	0.00356	0.0000912 J	0.062	0.054	<0.000027	0.000036 J	<0.000027
Acenaphthylene	*1.5*	*4.4*	<0.00007	<0.00007	0.000053 J	<0.00005	<0.00005	<0.0000577	<0.00006	0.000542	<0.0000583	0.00044	0.00053	<0.000015	<0.000015	<0.000015
Anthracene	*7.3*	*22*	<0.00007	<0.00007	<0.00005	<0.00005	<0.00005	<0.0000481	<0.00005	<0.0000476	<0.0000485	0.00057	0.00068	<0.000014	0.000015 J	<0.000014
Benzo(a)anthracene	*0.0091*	*0.02*	<0.00007	<0.00007	<0.00005	<0.00005	<0.00005	<0.0000769	<0.00008	<0.0000762	<0.0000777	<0.00005	<0.000051	<0.00005	<0.00005	<0.00005
Benzo(a)pyrene	*0.0002*	*0.0002*	<0.00008	<0.00008	<0.00005	<0.00005	<0.00005	<0.0000769	<0.00008	<0.0000762	<0.0000777	<0.00002	<0.00002	<0.00002	<0.00002	<0.00002
bis(2-Chloroethoxy)methane	*0.00083*	*0.0019*	<0.00009	<0.00009	<0.00005	<0.00005	<0.00005	<0.000125	<0.00013	<0.000124	<0.000126	<0.00003	<0.000031	<0.00003	<0.00003	<0.00003
bis(2-Ethylhexyl)phthalate (DEHP)	*0.006*	*0.006*	<0.0002	0.00046	<0.00023	<0.0001	<0.0001	<0.000356	<0.00037	<0.000352	<0.000359	<0.00008	<0.000038	0.0001 J	<0.000078	<0.000037
Chrysene	*0.91*	*2*	<0.00007	<0.00007	<0.00005	<0.00005	<0.00005	<0.0000769	<0.00008	<0.0000762	<0.0000777	<0.000021	<0.000021	<0.000021	<0.000021	<0.000021
Dibenzofuran	*0.098*	*0.29*	<0.00008	<0.00008	0.0013	0.0005	<0.00005	<0.0000769	<0.00008	<0.0000762	<0.0000777	0.00017	0.00011	0.000033 J	<0.00002	<0.00002
Di-n-butylphthalate (DBP)	*2.4*	*7.3*	<0.00007	<0.00007	<0.00005	<0.00005	<0.00005	<0.000106	<0.00011	<0.000105	<0.000107	<0.00002	<0.00002	<0.00002	0.00002 J	<0.00002
Fluoranthene	*0.98*	*2.9*	<0.00007	<0.00007	0.00014 J	<0.00005	<0.00005	<0.0000673	<0.00007	0.00106	<0.000068	0.0062	0.0066	<0.00001	0.000015 J	<0.00001
Fluorene	*0.98*	*2.9*	<0.00007	<0.00007	0.00016 J	0.00011 J	<0.00005	<0.0000673	<0.00007	<0.0000667	<0.000068	0.026	0.022	<0.00003	<0.00003	<0.00003
Naphthalene	*0.49*	*1.5*	0.00018 J	0.00027	<0.00005	0.00017 J	<0.00038	<0.000692	<0.00008	<0.000217	<0.000817	<0.00029	0.0002	0.0006	<0.00029	0.00023
Nitrobenzene	*0.049*	*0.15*	<0.00009	<0.00009	<0.00005	<0.00005	<0.00005	<0.000106	<0.00011	<0.000105	<0.000107	<0.000024	<0.000024	<0.000024	<0.000024	<0.000024
N-Nitrosodiphenylamine	*0.19*	*0.42*	<0.00009	<0.00009	<0.00005	<0.00005	<0.00005	<0.0000962	<0.0001	<0.0000952	<0.0000971	<0.000025	<0.000026	<0.000025	<0.000025	<0.000025
Pentachlorophenol	*0.001*	*0.001*	<0.00008	<0.00008	<0.00005	<0.00005	<0.00005	<0.000587	<0.00061	<0.000581	<0.000592	<0.000079	<0.000081	<0.000079	<0.000079	<0.000079
Phenanthrene	*0.73*	*2.2*	<0.00007	<0.00007	<0.00005	<0.00005	<0.00005	<0.0000577	<0.00006	<0.0000571	<0.0000583	0.00015	0.00015	<0.000021	0.000029 J	<0.000021
Phenol	*7.3*	*22*	<0.00007	<0.00007	<0.00005	0.00005 J	<0.00005	<0.0000385	<0.00004	<0.0000381	<0.0000388	<0.000035	<0.000036	<0.000035	<0.000035	<0.000035
Pyrene	*0.73*	*2.2*	<0.00007	<0.00007	0.0009	<0.00005	<0.00005	<0.000106	0.000124 J	0.000585	0.00018 J	0.0033	0.0049	<0.000019	0.000027 J	<0.000019
Metals																
Arsenic	*0.01*	*0.01*										**0.0171**	0.00714	0.00171 J	0.00216	0.00285

Notes:

1. All values in milligrams per liter (mg/L).
2. Concentrations > RAL and non-detects are highlighted light gray.
3. Concentrations > C/I AL and non-detects are highlighted dark gray
4. TRRP Protective Concentration Limits (PCLs) (30 TAC §350, Table 3), updated January 2021.
5. RAL = Residential Assessment Level, C/I = Commercial/Industrial
6. J = Estimated value, < = not detected at the specified detection limit.
7. MW-32A was screened in the B-CZ & replaced with MW-32AR
8. Based on historical data, MW-25A and MW-25C were likely mislabeled in March 2018 and results are provided correctly in this table.

TABLE 2
ANALYTICAL RESULTS SUMMARY (2008 - 2022)
CLASS 2 GROUNDWATER
HOUSTON, TX - WOOD PRESERVING WORKS

	Residential Assessment Level	***C/I PCL***	MW-25A 01/15/2020	MW-25A 07/22/2020	MW-25A 01/26/2021	MW-25A 07/20/2021	MW-25A 01/25/2022	MW-25C 01/28/2008 DNAPL	MW-25C 01/15/2010 DNAPL	MW-25C 01/26/2011	MW-25C 07/20/2011	MW-25C 02/08/2012	MW-25C 07/18/2012	MW-25C 02/06/2013	MW-25C 08/06/2013	MW-25C 01/22/2014
Volatile Organic Compounds																
1,2-Dichloroethane	*0.005*	*0.005*	<0.0002	<0.0002	<0.0002	<0.0002	<0.0002	<0.001	**<0.025**	<0.0005	<0.005	**<0.01**	<0.005	<0.0028	<0.0007	<0.0002
Benzene	*0.005*	*0.005*	<0.0002	<0.0002	<0.0002	<0.0002	<0.0002	**0.11**	**0.11 J**	**0.092**	**0.076**	**0.039 J**	**0.03 J**	**0.0304**	**0.0283**	**0.022**
Chlorobenzene	*0.1*	*0.1*	<0.0003	<0.0003	<0.0003	<0.0003	<0.0003	<0.00094	<0.025	<0.0005	<0.005	<0.01	<0.005	0.00653 J	<0.0006	0.00034 J
Ethylbenzene	*0.7*	*0.7*	<0.0003	<0.0003	<0.0003	<0.0003	<0.0003	0.545	0.47	0.5	0.37	0.34	0.33	0.324	0.173	0.32
Methylene chloride	*0.005*	*0.005*	<0.001	<0.001	<0.001	<0.001	<0.001	<0.0011	**<0.025**	<0.0005	**<0.0065**	**<0.013**	**<0.01**	<0.003	<0.00075	<0.00022
Toluene	*1*	*1*	<0.0002	<0.0002	<0.0002	<0.0002	<0.0002	0.556	0.52	0.53	0.4	0.31	0.31	0.291	0.204	0.261
Vinyl chloride	*0.002*	*0.002*	<0.0002	<0.0002							**<0.005**	**<0.01**	**<0.005**	**<0.0022**	<0.00055	<0.00018
Xylenes (total)	*10*	*10*	<0.0003	<0.0003	<0.0003	<0.0003	<0.0003	1.43	1.2	1.2	1	0.98	0.96	1.03	0.575	1.01
Semivolatile Organic Compounds																
1,2-Diphenylhydrazine	*0.0011*	*0.0026*	<0.000021	<0.000021	<0.000021	<0.000021	<0.000021	**<0.8**	0.0001 J	<0.0001	<0.00005	<0.00005	<0.00005	**<0.106**	**<0.011**	**<0.0105**
2,4-Dimethylphenol	*0.49*	*1.5*	<0.00004	<0.00004	<0.00004	<0.00004	<0.00004	**<2.9**	0.00008 J	<0.00008	0.0051	<0.00005	<0.00005	<0.298	<0.031	0.372
2,4-Dinitrotoluene	*0.0013*	*0.003*	<0.000058	<0.000058	<0.000058	<0.000058	<0.000058	**<1.9**	0.00009 J	<0.00009	<0.00005	<0.00005	<0.00005	**<0.125**	**<0.013**	**<0.0124**
2,6-Dinitrotoluene	*0.0013*	*0.003*	<0.000042	<0.000042	<0.000042	<0.000042	<0.000042	**<1.9**	0.00007 J	<0.00007	<0.00006	<0.00006	<0.00006	**<0.0769**	**<0.008**	**<0.00762**
2-Chloronaphthalene	*2*	*5.8*	<0.000021	<0.000021	<0.000021	<0.000021	<0.000021	**<3.8**	0.0001 J	<0.0001	<0.00005	<0.00005	<0.00005	<0.0769	<0.008	<0.00762
2-Methylnaphthalene	*0.098*	*0.29*	<0.000019	0.00015	<0.000019	<0.000019	<0.000019	**193**	**0.76**	**1.4**	**1.3**	**0.92**	**0.9**	**0.8**	**1.32**	**1.46**
4,6-Dinitro-2-methylphenol	*0.0024*	*0.0073*	<0.00002	<0.00002	<0.00002	<0.00002	<0.00002	**<1.9**	0.00008 J	<0.00008	<0.00008	<0.00008	<0.00008	**<0.798**	**<0.083**	**<0.079**
4-Nitrophenol	*0.049*	*0.15*	<0.000047	<0.000047	<0.000047	<0.000047	<0.000047	**<2.4**	0.00007 J	<0.00007	<0.00005	<0.00005	<0.00005	**<0.538**	**<0.056**	**<0.0533**
Acenaphthene	*1.5*	*4.4*	<0.000027	0.000078 J	<0.000027	<0.000027	<0.000027	**97.5**	0.21	0.55	0.28	0.26	0.21	0.261 J	0.381	0.416
Acenaphthylene	*1.5*	*4.4*	<0.000015	<0.000015	<0.000015	<0.000015	<0.000015	**<2.9**	0.0027 J	0.0041	0.0029	0.0021	0.0021	<0.0577	<0.006	<0.00571
Anthracene	*7.3*	*22*	0.000089 J	<0.000014	<0.000014	<0.000014	<0.000014	**42.8**	0.035	0.19	0.031	0.021	0.019	<0.0481	0.0377 J	0.0372 J
Benzo(a)anthracene	*0.0091*	*0.02*	0.00012	<0.00005	<0.00005	<0.00005	<0.00005	**9.37**	0.0027 J	**0.047**	0.0014	0.00054	0.00086	**<0.0769**	<0.008	<0.00762
Benzo(a)pyrene	*0.0002*	*0.0002*	0.000038 J	<0.00002	<0.00002	<0.00002	<0.00002	**2.3**	**0.0014 J**	**0.013**	**0.00043**	0.00017 J	0.0002	**<0.0769**	**<0.008**	**<0.00762**
bis(2-Chloroethoxy)methane	*0.00083*	*0.0019*	<0.00003	<0.00003	<0.00003	<0.00003	<0.00003	**<3.8**	0.00009 J	<0.00009	<0.00005	<0.00005	<0.00005	**<0.125**	**<0.013**	**<0.0124**
bis(2-Ethylhexyl)phthalate (DEHP)	*0.006*	*0.006*	<0.000037	0.000054 J	<0.000087	0.000064 J	0.00005 J	**<1.9**	0.0002 J	<0.0002	<0.002	<0.0001	0.00012 J	**<0.356**	**<0.037**	**<0.0352**
Chrysene	*0.91*	*2*	0.000097 J	<0.000021	<0.000021	<0.000021	<0.000021	**8.38**	0.0025 J	0.048	0.0012	0.00062	0.00086	<0.0769	<0.008	<0.00762
Dibenzofuran	*0.098*	*0.29*	<0.00002	0.00011	<0.00002	<0.00002	<0.00002	**102**	**0.22**	**0.52**	**0.29**	**0.26**	**0.22**	**0.174 J**	**0.353**	<0.00762
Di-n-butylphthalate (DBP)	*2.4*	*7.3*	<0.00002	<0.00002	<0.000028	<0.00002	<0.00002	<1.9	0.00007 J	<0.00007	<0.00005	<0.00005	<0.00005	<0.106	<0.011	<0.0105
Fluoranthene	*0.98*	*2.9*	0.00045	0.000075 J	<0.000019	<0.00001	<0.00001	**84.1**	0.041	0.32	0.02	0.011	0.0088	<0.0673	0.0149 J	0.018 J
Fluorene	*0.98*	*2.9*	<0.00003	0.00009 J	<0.00003	<0.00003	<0.00003	**75.5**	0.12	0.34	0.14	0.13	0.096	0.102 J	0.163	<0.00667
Naphthalene	*0.49*	*1.5*	0.0001	0.001	<0.00002	<0.00002	<0.00002	**750**	**9.8**	**18**	**19**	**15**	**13**	**10.7**	**19.7**	**19**
Nitrobenzene	*0.049*	*0.15*	<0.000024	<0.000024	<0.000024	<0.000024	<0.000024	**<3.8**	0.00009 J	<0.00009	<0.00005	<0.00005	<0.00005	**<0.106**	<0.011	<0.0105
N-Nitrosodiphenylamine	*0.19*	*0.42*	<0.000025	<0.000025	<0.000025	<0.000025	<0.000025	**<2.4**	0.00009 J	<0.00009	<0.00005	<0.00005	<0.00005	<0.0962	<0.01	<0.00952
Pentachlorophenol	*0.001*	*0.001*	<0.000079	<0.000079	<0.000079	<0.000079	<0.000079	**<1.9**	0.00008 J	<0.00008	<0.00005	<0.00005	<0.00005	**<0.587**	**<0.061**	**<0.0581**
Phenanthrene	*0.73*	*2.2*	0.00017	0.00016	<0.000021	<0.000021	<0.000021	**214**	0.19	0.7	0.18	0.14	0.12	0.147 J	0.187	0.222
Phenol	*7.3*	*22*	<0.000035	0.000069 J	<0.000035	<0.000035	<0.000035	<1.9	0.00007 J	<0.00007	0.026	0.003	0.0045	<0.0385	0.12	<0.00381
Pyrene	*0.73*	*2.2*	0.00035	0.000057 J	<0.000019	0.00015	<0.000019	**49.5**	0.022	0.24	0.0092	0.0047	0.0063	<0.106	<0.011	<0.0105
Metals																
Arsenic	*0.01*	*0.01*	0.00216	0.0019 J	0.00318	0.00248	0.00185 J									

Notes:
1. All values in milligrams per liter (mg/L).
2. Concentrations > RAL and non-detects are highlighted light gray.
3. Concentrations > C/I AL and non-detects are highlighted dark gray
4. TRRP Protective Concentration Limits (PCLs) (30 TAC §350, Table 3), updated January 2021.
5. RAL = Residential Assessment Level, C/I = Commercial/Industrial
6. J = Estimated value, < = not detected at the specified detection limit.
7. MW-32A was screened in the B-CZ & replaced with MW-32AR
8. Based on historical data, MW-25A and MW-25C were likely mislabeled in March 2018 and results are provided correctly in this table.

TABLE 2
ANALYTICAL RESULTS SUMMARY (2008 - 2022)
CLASS 2 GROUNDWATER
HOUSTON, TX - WOOD PRESERVING WORKS

	Residential Assessment Level	***C/I PCL***	MW-25C 07/29/2014	MW-25C 01/28/2018	MW-25C[8] 03/26/2018	MW-25C 05/31/2018	MW-25C 01/15/2019	MW-25C 07/16/2019	MW-25C 01/15/2020	MW-25C 07/22/2020	MW-25C 01/25/2021	MW-25C 07/20/2021	MW-25C 01/25/2022	MW-26A 01/29/2008	MW-26A 07/14/2008	MW-26A 02/03/2009
Volatile Organic Compounds																
1,2-Dichloroethane	*0.005*	*0.005*	<0.0007	<0.0002	<0.0002	<0.0002	<0.0002	<0.0002	<0.0002	<0.0002	<0.0002	<0.002	<0.0002	<0.00052	<0.00052	<0.0005
Benzene	*0.005*	*0.005*	**0.0119**	0.00089 J	0.00047 J	0.0013	<0.0002	0.0013	0.0017	0.0016	0.0016	<0.002	<0.0002	<0.00025	<0.00025	<0.0005
Chlorobenzene	*0.1*	*0.1*	<0.0006	<0.0003	<0.0003	<0.0003	<0.0003	<0.0003	<0.0003	<0.0003	<0.0003	<0.003	<0.0003	<0.00047	<0.00047	<0.0005
Ethylbenzene	*0.7*	*0.7*	0.298	0.042	0.043	0.036	0.038	0.035	0.033	0.029	0.03	0.023	0.0026	<0.00025	<0.00025	<0.0005
Methylene chloride	*0.005*	*0.005*	<0.00075	<0.001	<0.001	<0.001	<0.001	<0.001	<0.001	<0.001	<0.001	**<0.01**	<0.001	<0.00054	<0.00054	<0.0005
Toluene	*1*	*1*	0.207	0.015	0.015	0.013	0.013	0.011	0.01	0.0081	0.0046	0.0054 J	<0.0002	<0.00041	<0.00041	<0.0005
Vinyl chloride	*0.002*	*0.002*	<0.00055	<0.0002	<0.0002	<0.0002	<0.0002	<0.0002	<0.0002	<0.0002						
Xylenes (total)	*10*	*10*	1.07	0.29	0.32	0.28	0.27	0.25	0.22	0.19	0.21	0.16	0.014	<0.00127	<0.00127	<0.001
Semivolatile Organic Compounds																
1,2-Diphenylhydrazine	*0.0011*	*0.0026*	<0.000107	<0.000021	<0.00021	<0.00021	<0.000021	<0.00021	<0.000021	<0.00021	<0.000021	<0.00021	<0.000021	<0.00008	<0.00008	<0.0001
2,4-Dimethylphenol	*0.49*	*1.5*	<0.000301	0.00061	0.0033	0.0075	<0.00004	0.0075	0.0062	0.018	<0.00004	0.0033	0.00063	<0.0003	<0.0003	0.00054
2,4-Dinitrotoluene	*0.0013*	*0.003*	<0.000126	<0.000058	<0.00058	<0.00058	<0.000058	<0.00058	<0.000058	<0.00058	<0.000058	<0.00058	<0.000058	<0.0002	<0.0002	<0.00009
2,6-Dinitrotoluene	*0.0013*	*0.003*	<0.0000777	<0.000042	<0.00042	<0.00042	<0.000042	<0.00042	<0.000042	<0.00042	<0.000042	<0.00042	<0.000042	<0.0002	<0.0002	<0.00007
2-Chloronaphthalene	*2*	*5.8*	<0.0000777	<0.000021	<0.00021	<0.00021	<0.000021	<0.00021	<0.000021	<0.00021	<0.000021	<0.00021	<0.000021	<0.0004	<0.0004	<0.00012
2-Methylnaphthalene	*0.098*	*0.29*	**0.943**	**0.48**	**0.69**	**0.71**	**0.4**	**0.54**	**0.96**	**0.51**	**0.29**	**0.3**	**0.29**	<0.0004	<0.0004	0.0024
4,6-Dinitro-2-methylphenol	*0.0024*	*0.0073*	<0.000806	<0.00002	<0.0002	<0.0002	<0.00002	<0.0002	<0.00002	0.00065 J	<0.00002	<0.0002	<0.00002	<0.0002	<0.0002	<0.00008
4-Nitrophenol	*0.049*	*0.15*	<0.000544	<0.000047	<0.00047	<0.00047	<0.000047	<0.00047	<0.000047	<0.00047	<0.000047	<0.00047	<0.000047	<0.00025	<0.00025	<0.00007
Acenaphthene	*1.5*	*4.4*	0.284	0.17	0.21	0.23	0.13	0.2	0.36	0.099	0.081	0.1	0.085	0.0519	0.0173	0.015
Acenaphthylene	*1.5*	*4.4*	0.00316	0.0017	0.0023	0.0028	0.0012	0.002	0.0025	0.0016	0.00089	0.0014	0.00083	<0.0003	<0.0003	<0.00006
Anthracene	*7.3*	*22*	0.0209	0.015	0.019	0.024	0.011	0.016	0.027	0.012	0.0068	0.014	0.0072	0.0018	0.00047 J	0.00079
Benzo(a)anthracene	*0.0091*	*0.02*	0.000813	0.00079	0.0011	0.0012	0.00065	0.0013	0.00057	0.0013	0.00066	0.0014	0.00065	<0.0002	<0.0002	0.00016 J
Benzo(a)pyrene	*0.0002*	*0.0002*	**0.000435 J**	**0.00028**	<0.0002	**0.00042 J**	**0.00021**	**0.00037 J**	0.00019	**0.00043 J**	**0.00022**	**0.00055 J**	0.00019	<0.0002	<0.0002	<0.00008
bis(2-Chloroethoxy)methane	*0.00083*	*0.0019*	**0.0016**	<0.00003	<0.0003	<0.0003	<0.00003	<0.0003	<0.00003	<0.0003	<0.00003	<0.0003	<0.00003	<0.0004	<0.0004	<0.00009
bis(2-Ethylhexyl)phthalate (DEHP)	*0.006*	*0.006*	<0.000674	0.00006 J	<0.00037	<0.00037	<0.000037	<0.00037	0.00066	<0.00037	<0.0001	<0.00037	<0.000037	**0.0214**	<0.0002	0.00042
Chrysene	*0.91*	*2*	0.000957	0.00077	0.0013	0.0014	0.00074	0.0014	0.00056	0.00099 J	0.00061	0.0013	0.0007	<0.0002	<0.0002	0.00018 J
Dibenzofuran	*0.098*	*0.29*	**0.276**	**0.18**	**0.2**	**0.21**	**0.14**	**0.19**	**0.34**	0.094	0.08	**0.1**	0.082	0.00492	0.00123	0.0026
Di-n-butylphthalate (DBP)	*2.4*	*7.3*	<0.000107	<0.00002	<0.0002	<0.0002	<0.00002	<0.0002	0.00068	<0.0002	<0.00002	<0.0002	<0.00002	<0.0002	<0.0002	<0.00007
Fluoranthene	*0.98*	*2.9*	0.0127	0.0092	0.014	0.015	0.0079	0.014	0.0058	0.01	0.0065	0.013	0.0075	0.00244	0.000523	0.00091
Fluorene	*0.98*	*2.9*	0.129	0.086	0.091	0.11	0.062	0.081	0.15	0.051	0.043	0.057	0.044	0.00235	0.000742	0.0016
Naphthalene	*0.49*	*1.5*	**10.7**	**3**	**5.9**	**5.6**	**3.5**	**4.2**	**7.5**	**2.4**	0.4	0.1	**2.4**	0.00078	<0.0004	0.0074
Nitrobenzene	*0.049*	*0.15*	<0.000107	<0.000024	<0.00024	<0.00024	<0.000024	<0.00024	<0.000024	<0.00024	<0.000024	<0.00024	<0.000024	<0.0004	<0.0004	<0.00009
N-Nitrosodiphenylamine	*0.19*	*0.42*	<0.0000971	<0.000025	<0.00025	<0.00025	<0.000025	<0.00025	<0.000025	<0.00025	<0.000025	<0.00025	<0.000025	<0.00025	<0.00025	<0.00009
Pentachlorophenol	*0.001*	*0.001*	<0.000592	<0.000079	<0.00079	<0.00079	<0.000079	<0.00079	**0.17**	<0.00079	<0.000079	<0.00079	<0.000079	<0.0002	<0.0002	<0.00008
Phenanthrene	*0.73*	*2.2*	0.14	0.089	0.15	0.16	0.077	0.12	0.18	0.073	0.057	0.081	0.062	<0.0002	<0.0002	0.003
Phenol	*7.3*	*22*	0.00177	<0.000035	<0.00035	<0.00035	<0.000035	<0.00035	<0.000035	0.008	0.000071 J	<0.00035	<0.000035	<0.0002	<0.0002	<0.00007
Pyrene	*0.73*	*2.2*	0.00769	0.0062	0.011	0.01	0.0052	0.0085	0.0049	0.006	0.0037	0.0082	0.0048	0.00126	0.00021 J	0.00069
Metals																
Arsenic	*0.01*	*0.01*		0.00283	0.003	0.00305	0.00359	0.00487	0.00391	0.00433	0.00628	0.00577	**0.0184**			

Notes:
1. All values in milligrams per liter (mg/L).
2. Concentrations > RAL and non-detects are highlighted light gray.
3. Concentrations > C/I AL and non-detects are highlighted dark gray
4. TRRP Protective Concentration Limits (PCLs) (30 TAC §350, Table 3), updated January 2021.
5. RAL = Residential Assessment Level, C/I = Commercial/Industrial
6. J = Estimated value, < = not detected at the specified detection limit.
7. MW-32A was screened in the B-CZ & replaced with MW-32AR
8. Based on historical data, MW-25A and MW-25C were likely mislabeled in March 2018 and results are provided correctly in this table.

TABLE 2
ANALYTICAL RESULTS SUMMARY (2008 - 2022)
CLASS 2 GROUNDWATER
HOUSTON, TX - WOOD PRESERVING WORKS

	Residential Assessment Level	***C/I PCL***	MW-26A 01/13/2010	MW-26A 06/25/2010	MW-26A 01/24/2011	MW-26A 07/19/2011	MW-26A 08/25/2011	MW-26A 10/20/2011	MW-26A 02/15/2012	MW-26A 07/17/2012	MW-26A 02/06/2013	MW-26A 08/07/2013	MW-26A 10/14/2013	MW-26A 01/22/2014	MW-26A 07/24/2014	MW-26A 01/28/2018
Volatile Organic Compounds																
1,2-Dichloroethane	*0.005*	*0.005*	<0.0005	<0.0005	<0.0005	<0.001			<0.001	<0.0005	<0.00014	<0.00014		<0.0002	<0.00014	<0.0002
Benzene	*0.005*	*0.005*	<0.0005	<0.0005	<0.0005	**0.031**	**0.042**	0.004 J	<0.001	<0.0005	0.00118	**0.0097**	0.00391	0.000434 J	0.000189 J	<0.0002
Chlorobenzene	*0.1*	*0.1*	<0.0005	<0.0005	<0.0005	<0.001			<0.001	<0.0005	0.000176 J	0.000297 J		<0.00018	0.000205 J	<0.0003
Ethylbenzene	*0.7*	*0.7*	<0.0005	<0.0005	<0.0005	<0.0011			<0.0011	<0.0005	<0.00011	0.000815 J		<0.00019	<0.00011	<0.0003
Methylene chloride	*0.005*	*0.005*	<0.0005	<0.0005	<0.0005	<0.0013			<0.0013	<0.001	<0.00015	<0.00015		<0.00022	<0.00015	<0.001
Toluene	*1*	*1*	<0.0005	<0.0005	<0.0005	<0.001			<0.001	<0.0005	<0.00015	<0.000291		<0.00017	<0.00015	<0.0002
Vinyl chloride	*0.002*	*0.002*													<0.00011	
Xylenes (total)	*10*	*10*	<0.001	<0.001	<0.001	0.0045 J			<0.0031	<0.0015	<0.00026	0.00239 J		<0.00058	<0.00026	<0.0003
Semivolatile Organic Compounds																
1,2-Diphenylhydrazine	*0.0011*	*0.0026*	<0.0001	<0.0001	<0.0001	<0.00005			<0.00005	<0.00005	**<0.00529**	<0.000104		<0.00011	<0.000107	<0.000021
2,4-Dimethylphenol	*0.49*	*1.5*	<0.00008	<0.00008	<0.00008	<0.00005			<0.00005	<0.00005	<0.0149	<0.000292		<0.00031	<0.000301	0.000056 J
2,4-Dinitrotoluene	*0.0013*	*0.003*	<0.00009	<0.00009	<0.00009	<0.00005			<0.00005	0.0001 J	**<0.00625**	<0.000123		<0.00013	<0.000126	<0.000058
2,6-Dinitrotoluene	*0.0013*	*0.003*	<0.00007	<0.00007	<0.00007	<0.00006			<0.00006	<0.00006	**<0.00385**	<0.0000755		<0.00008	<0.0000777	<0.000042
2-Chloronaphthalene	*2*	*5.8*	<0.0001	<0.0001	<0.0001	<0.00005			<0.00005	<0.00005	<0.00385	<0.0000755		<0.00008	<0.0000777	<0.000021
2-Methylnaphthalene	*0.098*	*0.29*	<0.00007	<0.00007	0.00031	0.00039			<0.00005	0.000056 J	<0.00337	0.000414 J		<0.00007	<0.000068	0.000053 J
4,6-Dinitro-2-methylphenol	*0.0024*	*0.0073*	<0.00008	<0.00008	<0.00008	<0.00008			<0.00008	<0.00008	**<0.0399**	<0.000783		<0.00083	<0.000806	<0.00002
4-Nitrophenol	*0.049*	*0.15*	<0.00007	<0.00007	<0.00007	<0.00005			<0.00005	<0.00005	<0.0269	<0.000528		<0.00056	<0.000544	<0.000047
Acenaphthene	*1.5*	*4.4*	0.0097	0.005	0.0039	0.12			0.0095	0.0087	0.0481	0.141		0.0699	0.0663	0.0073
Acenaphthylene	*1.5*	*4.4*	0.00014 J	<0.00007	<0.00007	0.00047			0.00013 J	<0.00005	<0.00288	<0.0000566		<0.00006	0.000486	0.00007 J
Anthracene	*7.3*	*22*	<0.00007	0.0002	0.000099 J	0.0026			0.00025	0.00027	<0.0024	0.00228		0.00136	0.00141	0.00012
Benzo(a)anthracene	*0.0091*	*0.02*	<0.00007	<0.00007	<0.00007	<0.00005			<0.00005	<0.00005	<0.00385	<0.0000755		<0.00008	<0.0000777	<0.00005
Benzo(a)pyrene	*0.0002*	*0.0002*	<0.00008	<0.00008	<0.00008	<0.00005			<0.00005	<0.00005	**<0.00385**	<0.0000755		<0.00008	<0.0000777	<0.00002
bis(2-Chloroethoxy)methane	*0.00083*	*0.0019*	<0.00009	<0.00009	<0.00009	<0.00005			<0.00005	<0.00005	**<0.00625**	<0.000123		<0.00013	<0.000126	<0.00003
bis(2-Ethylhexyl)phthalate (DEHP)	*0.006*	*0.006*	<0.00026	<0.00045	0.00043	<0.00031			<0.0001	0.0002 J	**<0.0178**	<0.000349		<0.00037	<0.000359	0.000076 J
Chrysene	*0.91*	*2*	<0.00007	0.0003	<0.00007	<0.00005			<0.00005	<0.00005	<0.00385	<0.0000755		<0.00008	<0.0000777	<0.000021
Dibenzofuran	*0.098*	*0.29*	0.00078	0.00033	0.00038	0.021			0.0014	0.00084	0.00416 J	0.0151		<0.00008	0.00154	<0.00016
Di-n-butylphthalate (DBP)	*2.4*	*7.3*	<0.00007	<0.00007	<0.00007	<0.00005			<0.00005	<0.00005	<0.00529	<0.000104		<0.00011	<0.000107	<0.00002
Fluoranthene	*0.98*	*2.9*	0.0003	0.0004	0.00036	0.0048			0.00049	0.00092	<0.00337	0.0062		0.00306	0.00465	0.00084
Fluorene	*0.98*	*2.9*	0.00028	0.00034	0.00017 J	0.0057			0.0006	0.00041	<0.00337	0.00611		0.0031	0.00245	0.00044
Naphthalene	*0.49*	*1.5*	<0.00051	<0.0001	0.0043	0.0019			0.0001 J	0.00027	<0.00385	0.0066		<0.000924	0.000419 J	<0.00014
Nitrobenzene	*0.049*	*0.15*	<0.00009	<0.00009	<0.00009	<0.00005			<0.00005	<0.00005	<0.00529	<0.000104		<0.00011	0.00394	<0.000024
N-Nitrosodiphenylamine	*0.19*	*0.42*	<0.00009	<0.00009	<0.00009	0.00023			<0.00005	<0.00005	<0.00481	<0.0000943		<0.0001	<0.0000971	<0.000025
Pentachlorophenol	*0.001*	*0.001*	<0.00008	<0.00008	<0.00008	<0.00005			<0.00005	<0.00005	**<0.0293**	<0.000575		<0.00061	<0.000592	<0.000079
Phenanthrene	*0.73*	*2.2*	0.00021	0.00017 J	0.00011 J	0.00029			<0.00005	<0.00005	<0.00288	<0.0000566		0.000147 J	0.000155 J	<0.000038
Phenol	*7.3*	*22*	<0.00007	<0.00007	<0.00007	<0.00005			<0.00005	<0.00005	<0.00192	<0.0000377		<0.00004	<0.0000388	<0.000035
Pyrene	*0.73*	*2.2*	0.000092 J	0.0002 J	0.00013 J	0.0031			0.00024	0.00051	<0.00529	0.00322		0.00159	0.0022	0.00043
Metals																
Arsenic	*0.01*	*0.01*														**0.032**

Notes:

1. All values in milligrams per liter (mg/L).
2. Concentrations > RAL and non-detects are highlighted light gray.
3. Concentrations > C/I AL and non-detects are highlighted dark gray
4. TRRP Protective Concentration Limits (PCLs) (30 TAC §350, Table 3), updated January 2021.
5. RAL = Residential Assessment Level, C/I = Commercial/Industrial
6. J = Estimated value, < = not detected at the specified detection limit.
7. MW-32A was screened in the B-CZ & replaced with MW-32AR
8. Based on historical data, MW-25A and MW-25C were likely mislabeled in March 2018 and results are provided correctly in this table.

TABLE 2
ANALYTICAL RESULTS SUMMARY (2008 - 2022)
CLASS 2 GROUNDWATER
HOUSTON, TX - WOOD PRESERVING WORKS

	Residential Assessment Level	***C/I PCL***	MW-26A 03/21/2018	MW-26A 06/05/2018	MW-26A 01/15/2019	MW-26A 07/17/2019	MW-26A 01/16/2020	MW-26A 07/27/2020	MW-26A 01/19/2021	MW-26A 07/20/2021	MW-26A 01/20/2022	MW-27A 01/28/2008	MW-27A 07/14/2008	MW-27A 02/09/2018	MW-27A 03/26/2018	MW-27A 06/01/2018
Volatile Organic Compounds																
1,2-Dichloroethane	*0.005*	*0.005*	<0.0002	<0.0002	<0.0002	<0.0002	<0.0002	<0.0002	<0.0002	<0.0002	<0.0002	<0.00245	<0.00109	<0.0002	<0.0002	<0.0002
Benzene	*0.005*	*0.005*	<0.0002	<0.0002	<0.0002	0.00036 J	<0.0002	<0.0002	<0.0002	<0.0002	<0.0002	<0.00257	<0.00112	<0.0002	<0.0002	<0.0002
Chlorobenzene	*0.1*	*0.1*	<0.0003	<0.0003	0.00056 J	<0.0003	<0.0003	<0.0003	<0.0003	<0.0003	<0.0003	<0.00239	<0.0015	<0.0003	<0.0003	<0.0003
Ethylbenzene	*0.7*	*0.7*	<0.0003	<0.0003	<0.0003	<0.0003	<0.0003	<0.0003	<0.0003	<0.0003	<0.0003	<0.00203	<0.00142	<0.0003	<0.0003	<0.0003
Methylene chloride	*0.005*	*0.005*	<0.001	<0.001	<0.001	<0.001	<0.001	<0.001	<0.001	<0.001	<0.001	<0.00195	<0.00122	<0.001	<0.001	<0.001
Toluene	*1*	*1*	<0.0002	<0.0002	<0.0002	<0.0002	<0.0002	<0.0002	<0.0002	<0.0002	<0.0002	<0.00274	<0.00138	<0.0002	<0.0002	<0.0002
Vinyl chloride	*0.002*	*0.002*														
Xylenes (total)	*10*	*10*	<0.0003	<0.0003	<0.0003	<0.0003	<0.0003	<0.0003	<0.0003	<0.0003	<0.0003	<0.00581	<0.00302	<0.0003	<0.0003	<0.0003
Semivolatile Organic Compounds																
1,2-Diphenylhydrazine	*0.0011*	*0.0026*	<0.000021	<0.000021	<0.000021	<0.000021	<0.000021	<0.00013	<0.000021	<0.000021	<0.000021	<0.0001	<0.00008	<0.000021	<0.000021	<0.000021
2,4-Dimethylphenol	*0.49*	*1.5*	<0.000041	<0.00004	<0.00004	<0.00004	<0.00004	<0.00004	0.0002	<0.00004	<0.00004	<0.00043	<0.0003	<0.00004	<0.00004	<0.00004
2,4-Dinitrotoluene	*0.0013*	*0.003*	<0.000059	<0.000058	<0.000058	<0.000058	<0.000058	<0.000058	<0.000058	<0.000058	<0.000058	<0.00029	<0.0002	<0.000059	<0.000058	<0.000058
2,6-Dinitrotoluene	*0.0013*	*0.003*	<0.000043	<0.000042	<0.000042	<0.000042	<0.000042	<0.000042	<0.000042	<0.000042	<0.000042	<0.00029	<0.0002	<0.000042	<0.000042	<0.000042
2-Chloronaphthalene	*2*	*5.8*	<0.000021	<0.000021	<0.000021	<0.000021	<0.000021	0.00007 J	<0.000021	<0.000021	<0.000021	<0.00057	<0.0004	<0.000021	<0.000021	<0.000021
2-Methylnaphthalene	*0.098*	*0.29*	<0.000019	<0.000019	<0.00009	0.000059 J	<0.000042	<0.000019	<0.000087	0.000068 J	<0.000019	<0.00057	<0.0004	<0.000019	<0.000019	<0.000019
4,6-Dinitro-2-methylphenol	*0.0024*	*0.0073*	<0.00002	<0.00002	<0.00002	<0.00002	<0.00002	<0.00002	<0.00002	<0.00002	<0.00002	<0.00029	<0.0002	<0.00002	<0.00002	<0.00002
4-Nitrophenol	*0.049*	*0.15*	<0.000048	<0.000047	<0.000047	<0.000047	<0.000047	<0.000047	<0.000047	<0.000047	<0.000047	<0.00036	<0.00025	<0.000047	<0.000047	<0.000047
Acenaphthene	*1.5*	*4.4*	<0.000028	0.019	0.042	0.028	<0.00017	0.0092	0.011	0.001	0.0011	<0.00043	<0.0003	<0.000027	<0.000027	<0.000027
Acenaphthylene	*1.5*	*4.4*	<0.000015	0.000082 J	0.00027	0.00013	<0.000015	0.000077 J	0.000095 J	<0.000015	<0.000015	<0.00043	<0.0003	<0.000015	<0.000015	<0.000015
Anthracene	*7.3*	*22*	0.00015	0.00025	0.00087	0.00047	<0.000087	<0.00014	<0.00017	<0.000014	<0.000014	0.00087	<0.0002	<0.000014	<0.000014	<0.000014
Benzo(a)anthracene	*0.0091*	*0.02*	<0.000051	<0.00005	<0.00005	<0.00005	<0.00005	<0.00005	<0.00005	<0.00005	<0.00005	<0.00029	<0.0002	<0.000051	<0.00005	<0.00005
Benzo(a)pyrene	*0.0002*	*0.0002*	<0.00002	<0.00002	<0.00002	<0.00002	<0.00002	<0.000026	<0.00002	<0.00002	<0.00002	**<0.00029**	<0.0002	<0.00002	<0.00002	<0.00002
bis(2-Chloroethoxy)methane	*0.00083*	*0.0019*	<0.000031	<0.00003	<0.00003	<0.00003	<0.00003	<0.00003	<0.00003	<0.00003	<0.00003	<0.00057	<0.0004	<0.00003	<0.00003	<0.00003
bis(2-Ethylhexyl)phthalate (DEHP)	*0.006*	*0.006*	<0.000038	<0.000037	<0.000037	<0.00019	<0.000037	0.000068 J	<0.000037	<0.000037	<0.000037	0.00044 J	0.00026 J	0.0002	<0.000037	0.0005
Chrysene	*0.91*	*2*	<0.000021	<0.000021	<0.000021	<0.000021	<0.000021	<0.000041	<0.000021	<0.000021	<0.000021	<0.00029	<0.0002	0.00005 J	<0.000021	<0.000021
Dibenzofuran	*0.098*	*0.29*	0.000086 J	0.0001	0.0005	0.00021	<0.000044	<0.00003	<0.00012	<0.00002	<0.00002	0.00044 J	<0.0003	<0.00002	<0.00002	<0.00002
Di-n-butylphthalate (DBP)	*2.4*	*7.3*	0.000052 J	<0.00002	<0.00002	<0.00002	<0.00002	<0.00002	<0.00002	<0.00002	<0.00002	<0.00029	<0.0002	<0.00002	<0.00002	<0.00002
Fluoranthene	*0.98*	*2.9*	0.0011	0.0014	0.0044	0.0029	0.00073	<0.0017	0.0011	0.00069	0.00028	0.000756	<0.0002	0.000058 J	<0.00001	<0.00001
Fluorene	*0.98*	*2.9*	0.00051	0.00084	0.0039	0.0017	<0.00029	0.00061	<0.0013	0.00021	0.000058 J	<0.00029	<0.0002	<0.00003	<0.00003	<0.00003
Naphthalene	*0.49*	*1.5*	<0.00002	<0.00002	<0.00049	<0.00032	<0.00017	<0.000049	<0.00079	0.00091	<0.00002	0.0018	<0.0004	<0.00002	<0.00002	<0.00002
Nitrobenzene	*0.049*	*0.15*	<0.000024	<0.000024	<0.000024	<0.000024	<0.000024	0.001	<0.000024	<0.000024	<0.000024	<0.00057	<0.0004	<0.000024	<0.000024	<0.000024
N-Nitrosodiphenylamine	*0.19*	*0.42*	<0.000026	<0.000025	<0.000025	<0.000025	<0.000025	<0.000025	<0.000025	<0.000025	<0.000025	<0.00036	<0.00025	<0.000025	<0.000025	<0.000025
Pentachlorophenol	*0.001*	*0.001*	<0.000081	<0.000079	<0.000079	<0.000079	<0.000079	<0.000079	<0.000079	<0.000079	<0.000079	<0.00029	<0.0002	<0.00008	<0.000079	<0.000079
Phenanthrene	*0.73*	*2.2*	<0.000021	<0.000021	0.00012	0.000083 J	<0.00003	<0.000021	<0.000074	<0.000021	<0.000021	0.000746	<0.0002	<0.000021	<0.000021	<0.000021
Phenol	*7.3*	*22*	<0.000036	<0.000035	<0.000035	<0.000035	<0.000035	<0.000035	0.00012 J	<0.000035	<0.000035	<0.00029	<0.0002	<0.000035	<0.000035	<0.000035
Pyrene	*0.73*	*2.2*	0.00042	0.00094	0.0025	0.0015	0.00035	<0.00094	0.00056	0.00035	0.00015	0.00062	<0.0002	0.000078 J	<0.000019	<0.000019
Metals																
Arsenic	*0.01*	*0.01*	**0.0427**	**0.0491**	**0.166**	**0.0933**	**0.0217**	**0.0695**	**0.0513**	**0.0453**	**0.0374**			0.000978 J	<0.0004	0.00207

Notes:

1. All values in milligrams per liter (mg/L).
2. Concentrations > RAL and non-detects are highlighted light gray.
3. Concentrations > C/I AL and non-detects are highlighted dark gray
4. TRRP Protective Concentration Limits (PCLs) (30 TAC §350, Table 3), updated January 2021.
5. RAL = Residential Assessment Level, C/I = Commercial/Industrial
6. J = Estimated value, < = not detected at the specified detection limit.
7. MW-32A was screened in the B-CZ & replaced with MW-32AR
8. Based on historical data, MW-25A and MW-25C were likely mislabeled in March 2018 and results are provided correctly in this table.

TABLE 2
ANALYTICAL RESULTS SUMMARY (2008 - 2022)
CLASS 2 GROUNDWATER
HOUSTON, TX - WOOD PRESERVING WORKS

	Residential Assessment Level	***C/I PCL***	MW-27A 07/18/2019	MW-27A 01/15/2020	MW-27A 07/28/2021	MW-27A 01/25/2022	MW-27C 01/28/2008	MW-27C 07/14/2008	MW-27C 02/03/2009	MW-27C 01/14/2010	MW-27C 06/30/2010	MW-27C 01/27/2011	MW-27C 07/20/2011	MW-27C 02/09/2012	MW-27C 07/25/2012	MW-27C 02/12/2013
Volatile Organic Compounds																
1,2-Dichloroethane	*0.005*	*0.005*	<0.0002	<0.0002	<0.0002	<0.0002	<0.00245	<0.00109	<0.0005	<0.0005	<0.0005	<0.0005	<0.001	<0.001	<0.0005	<0.00014
Benzene	*0.005*	*0.005*	<0.0002	<0.0002	<0.0002	<0.0002	<0.00257	<0.00112	<0.0005	<0.0005	<0.0005	<0.0005	<0.001	<0.001	<0.0005	<0.00008
Chlorobenzene	*0.1*	*0.1*	<0.0003	<0.0003	<0.0003	<0.0003	<0.00239	<0.0015	<0.0005	<0.0005	<0.0005	<0.0005	<0.001	<0.001	<0.0005	<0.00012
Ethylbenzene	*0.7*	*0.7*	<0.0003	<0.0003	<0.0003	<0.0003	<0.00203	<0.00142	<0.0005	<0.0005	<0.0005	<0.0005	<0.0011	<0.0011	<0.0005	<0.00011
Methylene chloride	*0.005*	*0.005*	<0.001	<0.001	<0.001	<0.001	<0.00195	<0.00122	<0.0005	<0.0005	<0.0005	<0.0005	<0.0013	<0.0013	<0.001	<0.00015
Toluene	*1*	*1*	<0.0002	<0.0002	<0.0002	<0.0002	<0.00274	<0.00138	<0.0005	<0.0005	<0.0005	<0.0005	<0.001	<0.001	<0.0005	<0.00015
Vinyl chloride	*0.002*	*0.002*														
Xylenes (total)	*10*	*10*	<0.0003	<0.0003	<0.0003	<0.0003	<0.00581	<0.00302	<0.001	<0.001	<0.001	<0.001	<0.0031	<0.0031	<0.0015	<0.00026
Semivolatile Organic Compounds																
1,2-Diphenylhydrazine	*0.0011*	*0.0026*	<0.000021	<0.000021	<0.000021	<0.000021	<0.00008	<0.00008	<0.0001	<0.0001	<0.0001	<0.0001	<0.00005	<0.00005	<0.00005	<0.000105
2,4-Dimethylphenol	*0.49*	*1.5*	<0.00004	<0.00004	<0.00004	<0.00004	<0.00029	<0.00032	<0.00008	<0.00008	<0.00008	<0.00008	<0.00005	<0.00005	<0.00005	<0.000295
2,4-Dinitrotoluene	*0.0013*	*0.003*	<0.000058	<0.000058	<0.000058	<0.000058	<0.00019	<0.00021	<0.00009	<0.00009	<0.00009	<0.00009	<0.00005	<0.00005	<0.00005	<0.000124
2,6-Dinitrotoluene	*0.0013*	*0.003*	<0.000042	<0.000042	<0.000042	<0.000042	<0.00019	<0.00021	<0.00007	<0.00007	<0.00007	<0.00007	<0.00006	<0.00006	<0.00006	<0.0000762
2-Chloronaphthalene	*2*	*5.8*	<0.000021	<0.000021	<0.000021	<0.000021	<0.00038	<0.00042	<0.00012	<0.0001	<0.0001	<0.0001	<0.00005	<0.00005	<0.00005	<0.0000762
2-Methylnaphthalene	*0.098*	*0.29*	0.00034	<0.000019	0.00014	<0.000019	<0.00038	<0.00042	<0.00007	<0.00007	<0.00007	<0.00007	<0.00005	<0.00005	<0.00005	<0.000777
4,6-Dinitro-2-methylphenol	*0.0024*	*0.0073*	<0.00002	<0.00002	<0.00002	<0.00002	<0.00019	<0.00021	<0.00008	<0.00008	<0.00008	<0.00008	<0.00008	<0.00008	<0.00008	<0.00079
4-Nitrophenol	*0.049*	*0.15*	<0.000047	<0.000047	<0.000047	<0.000047	<0.00024	<0.00026	<0.00007	<0.00007	<0.00007	<0.00007	<0.00005	<0.00005	<0.00005	<0.000533
Acenaphthene	*1.5*	*4.4*	0.00011	<0.000027	0.00056	<0.000027	<0.00029	<0.00032	0.00026	0.00015 J	0.00028	0.00019 J	0.00011 J	<0.00005	<0.00005	<0.0000762
Acenaphthylene	*1.5*	*4.4*	<0.000015	<0.000015	<0.000015	<0.000015	<0.00029	<0.00032	<0.00006	<0.00007	<0.00007	<0.00007	<0.00005	<0.00005	<0.00005	<0.0000571
Anthracene	*7.3*	*22*	0.000036 J	<0.000014	0.0015	<0.000014	<0.00019	<0.00021	<0.00007	<0.00007	<0.00007	<0.00007	<0.00005	<0.00005	<0.00005	<0.0000476
Benzo(a)anthracene	*0.0091*	*0.02*	<0.00005	<0.00005	0.00053	<0.00005	<0.00019	<0.00021	<0.00007	<0.00007	<0.00007	<0.00007	<0.00005	<0.00005	<0.00005	<0.0000762
Benzo(a)pyrene	*0.0002*	*0.0002*	<0.00002	0.000052 J	0.00014	<0.00002	<0.00019	**<0.00021**	<0.00008	<0.00008	<0.00008	<0.00008	<0.00005	<0.00005	<0.00005	<0.0000762
bis(2-Chloroethoxy)methane	*0.00083*	*0.0019*	<0.00003	<0.00003	<0.00003	<0.00003	<0.00038	<0.00042	<0.00009	<0.00009	<0.00009	<0.00009	<0.00005	<0.00005	<0.00005	<0.000124
bis(2-Ethylhexyl)phthalate (DEHP)	*0.006*	*0.006*	0.0002	0.000062 J	<0.000067	<0.000037	0.00039 J	0.00029 J	0.00038	<0.0016	<0.0015	0.00047	<0.00095	0.00014 J	<0.00021	0.000652
Chrysene	*0.91*	*2*	<0.000021	<0.000021	0.0005	<0.000021	<0.00019	<0.00021	<0.00007	<0.00007	<0.00007	<0.00007	<0.00005	<0.00005	<0.00005	<0.0000762
Dibenzofuran	*0.098*	*0.29*	0.00014	<0.00002	0.00081	<0.00002	<0.00029	<0.00032	<0.00008	<0.00008	<0.00008	<0.00008	<0.00005	<0.00005	<0.00005	<0.0000762
Di-n-butylphthalate (DBP)	*2.4*	*7.3*	0.000034 J	<0.00002	0.00003 J	<0.00002	<0.00019	<0.00021	<0.00007	<0.00007	<0.00007	<0.00007	<0.00005	<0.00005	<0.000055	<0.000105
Fluoranthene	*0.98*	*2.9*	0.000024 J	<0.00001	0.0052	0.000029 J	<0.00019	<0.00021	<0.00007	0.00015 J	<0.00007	<0.00007	0.00011 J	<0.00005	<0.00005	<0.0000667
Fluorene	*0.98*	*2.9*	0.000074 J	<0.00003	0.0016	<0.00003	<0.00019	<0.00021	<0.00007	<0.00007	0.00025	<0.00007	<0.00005	<0.00005	<0.00005	<0.0000667
Naphthalene	*0.49*	*1.5*	0.0026	0.000053 J	0.00015	<0.00002	<0.00038	<0.00042	0.00037	<0.00013	0.00024	0.00015 J	<0.00005	<0.00005	0.00019 J	<0.0000762
Nitrobenzene	*0.049*	*0.15*	<0.000024	<0.000024	<0.000024	<0.000024	<0.00038	<0.00042	<0.00009	<0.00009	<0.00009	<0.00009	<0.00005	<0.00005	<0.00005	<0.000105
N-Nitrosodiphenylamine	*0.19*	*0.42*	<0.000025	<0.000025	<0.000025	<0.000025	<0.00024	<0.00026	<0.00009	<0.00009	<0.00009	<0.00009	<0.00005	<0.00005	<0.00005	<0.0000952
Pentachlorophenol	*0.001*	*0.001*	<0.000079	<0.000079	<0.000079	<0.000079	<0.00019	<0.00021	<0.00008	<0.00008	<0.00008	<0.00008	<0.00005	<0.00005	<0.00005	<0.000581
Phenanthrene	*0.73*	*2.2*	0.00013	<0.000021	0.0095	<0.000021	<0.00019	<0.00021	<0.00007	0.00014 J	<0.00007	<0.00007	<0.00005	<0.00005	<0.00005	<0.0000571
Phenol	*7.3*	*22*	<0.000035	<0.000035	<0.000035	<0.000035	<0.00019	<0.00021	<0.00007	<0.00007	<0.00007	<0.00007	<0.00005	<0.00005	<0.00005	<0.0000381
Pyrene	*0.73*	*2.2*	<0.000019	<0.000019	0.0033	0.000049 J	<0.00019	<0.00021	<0.00007	0.0001 J	<0.00007	<0.00007	0.000064 J	<0.00005	<0.00005	<0.000105
Metals																
Arsenic	*0.01*	*0.01*	0.000498 J	0.000859 J	0.00191 J	<0.0004										

Notes:
1. All values in milligrams per liter (mg/L).
2. Concentrations > RAL and non-detects are highlighted light gray.
3. Concentrations > C/I AL and non-detects are highlighted dark gray
4. TRRP Protective Concentration Limits (PCLs) (30 TAC §350, Table 3), updated January 2021.
5. RAL = Residential Assessment Level, C/I = Commercial/Industrial
6. J = Estimated value, < = not detected at the specified detection limit.
7. MW-32A was screened in the B-CZ & replaced with MW-32AR
8. Based on historical data, MW-25A and MW-25C were likely mislabeled in March 2018 and results are provided correctly in this table.

TABLE 2
ANALYTICAL RESULTS SUMMARY (2008 - 2022)
CLASS 2 GROUNDWATER
HOUSTON, TX - WOOD PRESERVING WORKS

	Residential Assessment Level	***C/I PCL***	MW-27C 08/08/2013	MW-27C 01/24/2014	MW-27C 07/25/2014	MW-27C 01/31/2018	MW-27C 03/26/2018	MW-27C 06/01/2018	MW-27C 01/22/2019	MW-27C 07/18/2019	MW-27C 01/15/2020	MW-27C 08/18/2020	MW-27C 02/02/2021	MW-27C 07/22/2021	MW-27C 01/24/2022	MW-28A 01/29/2008
Volatile Organic Compounds																
1,2-Dichloroethane	*0.005*	*0.005*	<0.00014	<0.0002	<0.00014	<0.0002	<0.0002	<0.0002	<0.0002	<0.0002	<0.0002	<0.0002	<0.0002	<0.0002	<0.0002	<0.00052
Benzene	*0.005*	*0.005*	<0.00008	<0.0002	<0.00008	<0.0002	<0.0002	<0.0002	<0.0002	<0.0002	<0.0002	<0.0002	<0.0002	<0.0002	<0.0002	<0.00025
Chlorobenzene	*0.1*	*0.1*	<0.00012	<0.00018	<0.00012	<0.0003	<0.0003	<0.0003	<0.0003	<0.0003	<0.0003	<0.0003	<0.0003	<0.0003	<0.0003	<0.00047
Ethylbenzene	*0.7*	*0.7*	<0.00011	<0.00019	<0.00011	<0.0003	<0.0003	<0.0003	<0.0003	<0.0003	<0.0003	<0.0003	<0.0003	<0.0003	<0.0003	<0.00025
Methylene chloride	*0.005*	*0.005*	<0.00015	<0.00022	<0.00015	<0.001	<0.001	<0.001	<0.001	<0.001	<0.001	<0.001	<0.001	<0.001	<0.001	<0.00054
Toluene	*1*	*1*	<0.00015	<0.00017	<0.00015	<0.0002	<0.0002	<0.0002	<0.0002	<0.0002	<0.0002	<0.0002	<0.0002	<0.0002	<0.0002	<0.00041
Vinyl chloride	*0.002*	*0.002*	<0.00011		<0.00011											
Xylenes (total)	*10*	*10*	<0.00026	<0.00058	<0.00026	<0.0003	<0.0003	<0.0003	<0.0003	<0.0003	<0.0003	<0.0003	<0.0003	<0.0003	<0.0003	<0.00127
Semivolatile Organic Compounds																
1,2-Diphenylhydrazine	*0.0011*	*0.0026*	<0.000104	<0.000105	<0.000108	<0.000021	<0.000021	<0.000021	<0.000021	<0.000021	<0.000021	<0.000021	<0.000021	<0.000021	<0.000021	<0.00008
2,4-Dimethylphenol	*0.49*	*1.5*	<0.000292	<0.000297	<0.000304	<0.00004	<0.00004	<0.00004	<0.00004	<0.00004	<0.00004	<0.00004	<0.00004	<0.00004	<0.00004	<0.0003
2,4-Dinitrotoluene	*0.0013*	*0.003*	<0.000123	<0.000124	<0.000127	<0.000058	<0.000059	<0.000058	<0.000058	<0.000058	<0.000058	<0.000059	<0.000058	<0.000058	<0.000058	<0.0002
2,6-Dinitrotoluene	*0.0013*	*0.003*	<0.0000755	<0.0000766	<0.0000784	0.00052	<0.000042	0.00057	<0.000042	<0.000042	<0.000042	<0.000042	<0.000042	<0.000042	<0.000042	<0.0002
2-Chloronaphthalene	*2*	*5.8*	<0.0000755	<0.0000766	<0.0000784	<0.000021	<0.000021	<0.000021	<0.000021	<0.000021	<0.000021	<0.000021	<0.000021	<0.000021	<0.000021	<0.0004
2-Methylnaphthalene	*0.098*	*0.29*	<0.000066	<0.000067	<0.0000686	0.00041	<0.000019	<0.000019	<0.000019	<0.000019	<0.000019	<0.000019	<0.000019	<0.000019	<0.000019	<0.0004
4,6-Dinitro-2-methylphenol	*0.0024*	*0.0073*	<0.000783	<0.000794	<0.000814	<0.00002	<0.00002	<0.00002	<0.00002	<0.00002	<0.00002	<0.00002	<0.00002	<0.00002	<0.00002	<0.0002
4-Nitrophenol	*0.049*	*0.15*	<0.000528	<0.000536	<0.000549	0.00031 J	<0.000047	<0.000047	<0.000047	<0.000047	<0.000047	<0.000047	<0.000047	<0.000047	<0.000047	<0.00025
Acenaphthene	*1.5*	*4.4*	<0.0000755	<0.0000766	<0.0000784	0.0012	<0.000027	<0.000027	<0.000027	<0.000027	<0.000027	<0.000027	<0.000027	<0.000027	<0.000027	<0.0003
Acenaphthylene	*1.5*	*4.4*	<0.0000566	<0.0000574	<0.0000588	<0.000015	<0.000015	<0.000015	<0.000015	<0.000015	<0.000015	<0.000015	<0.000015	<0.000015	<0.000015	<0.0003
Anthracene	*7.3*	*22*	<0.0000472	0.000431 J	<0.000049	0.000065 J	<0.000014	<0.000014	<0.000014	<0.000014	<0.000014	<0.000014	<0.000014	<0.000014	<0.000014	0.000611
Benzo(a)anthracene	*0.0091*	*0.02*	<0.0000755	<0.0000766	<0.0000784	<0.00005	<0.000051	<0.00005	<0.00005	<0.00005	<0.00005	<0.000051	<0.00005	<0.00005	<0.00005	<0.0002
Benzo(a)pyrene	*0.0002*	*0.0002*	<0.0000755	<0.0000766	<0.0000784	<0.00002	<0.00002	<0.00002	<0.00002	<0.00002	<0.00002	<0.00002	<0.00002	<0.00002	<0.00002	<0.0002
bis(2-Chloroethoxy)methane	*0.00083*	*0.0019*	<0.000123	<0.000124	<0.000127	<0.00003	<0.00003	<0.00003	<0.00003	<0.00003	<0.00003	<0.00003	<0.00003	<0.00003	<0.00003	<0.0004
bis(2-Ethylhexyl)phthalate (DEHP)	*0.006*	*0.006*	<0.000349	<0.000354	<0.000363	<0.000073	0.000057 J	0.00042	<0.000037	0.000092 J	<0.000037	<0.000037	<0.00019	<0.000037	<0.000037	0.0003 J
Chrysene	*0.91*	*2*	<0.0000755	<0.0000766	<0.0000784	<0.000021	<0.000021	0.000054 J	<0.000021	<0.000021	<0.000021	<0.000021	<0.000021	<0.000021	<0.000021	<0.0002
Dibenzofuran	*0.098*	*0.29*	<0.0000755	<0.0000766	<0.0000784	0.00038	<0.00002	<0.00002	<0.00002	<0.00002	<0.00002	<0.00002	<0.00002	<0.00002	<0.00002	0.00032 J
Di-n-butylphthalate (DBP)	*2.4*	*7.3*	0.000143 J	<0.000851	<0.000108	<0.00002	<0.00002	<0.00002	<0.00002	<0.00002	<0.00002	<0.00002	<0.000081	<0.00002	<0.00002	<0.0002
Fluoranthene	*0.98*	*2.9*	0.000114 J	0.0000881 J	<0.0000686	0.000085 J	<0.00001	<0.00001	<0.00001	<0.00001	<0.00001	<0.00001	<0.00001	<0.00001	<0.00001	<0.0002
Fluorene	*0.98*	*2.9*	<0.000066	<0.000067	<0.0000686	0.00085	<0.00003	<0.00003	<0.00003	<0.00003	<0.00003	<0.00003	<0.00003	<0.00003	<0.00003	<0.0002
Naphthalene	*0.49*	*1.5*	0.000353 J	<0.000953	<0.0000784	<0.00043	<0.00002	<0.00002	<0.00002	0.000066 J	0.000055 J	<0.00002	<0.00013	<0.00032	<0.00002	0.000699
Nitrobenzene	*0.049*	*0.15*	<0.000104	<0.000105	<0.000108	<0.000024	<0.000024	<0.000024	<0.000024	<0.000024	<0.000024	<0.000024	<0.000024	<0.000024	<0.000024	<0.0004
N-Nitrosodiphenylamine	*0.19*	*0.42*	<0.0000943	<0.0000957	<0.000098	<0.000025	<0.000025	<0.000025	<0.000025	<0.000025	<0.000025	<0.000025	<0.000025	<0.000025	<0.000025	<0.00025
Pentachlorophenol	*0.001*	*0.001*	<0.000575	<0.000584	<0.000598	<0.000079	<0.00008	<0.000079	<0.000079	<0.000079	<0.000079	<0.00008	<0.000079	<0.000079	<0.000079	<0.0002
Phenanthrene	*0.73*	*2.2*	0.0000908 J	<0.000406	<0.0000588	0.00027	<0.000021	<0.000021	<0.000021	<0.000021	<0.000021	<0.000021	<0.000021	<0.000021	<0.000021	0.00046 J
Phenol	*7.3*	*22*	<0.0000377	<0.0000383	<0.0000392	<0.000035	<0.000035	0.000053 J	<0.000035	0.00023	<0.000035	<0.000035	0.00011 J	<0.000066	<0.000035	<0.0002
Pyrene	*0.73*	*2.2*	<0.000104	<0.000105	<0.000108	0.000044 J	<0.000019	<0.000019	<0.000019	<0.000019	<0.000019	<0.000019	<0.000019	<0.000019	<0.000019	0.00041 J
Metals																
Arsenic	*0.01*	*0.01*				0.00261	<0.0004	0.00212	0.000786 J	0.000428 J	0.000623 J	0.00264	0.00221	<0.0004	<0.0004	

Notes:
1. All values in milligrams per liter (mg/L).
2. Concentrations > RAL and non-detects are highlighted light gray.
3. Concentrations > C/I AL and non-detects are highlighted dark gray
4. TRRP Protective Concentration Limits (PCLs) (30 TAC §350, Table 3), updated January 2021.
5. RAL = Residential Assessment Level, C/I = Commercial/Industrial
6. J = Estimated value, < = not detected at the specified detection limit.
7. MW-32A was screened in the B-CZ & replaced with MW-32AR
8. Based on historical data, MW-25A and MW-25C were likely mislabeled in March 2018 and results are provided correctly in this table.

TABLE 2
ANALYTICAL RESULTS SUMMARY (2008 - 2022)
CLASS 2 GROUNDWATER
HOUSTON, TX - WOOD PRESERVING WORKS

	Residential Assessment Level	***C/I PCL***	MW-28A 07/14/2008	MW-28A 02/03/2009	MW-28A 01/13/2010	MW-28A 06/30/2010	MW-28A 01/25/2011	MW-28A 07/19/2011	MW-28A 02/16/2012	MW-28A 07/17/2012	MW-28A 02/07/2013	MW-28A 08/07/2013	MW-28A 01/22/2014	MW-28A 07/25/2014	MW-28A 01/25/2018	MW-28A 03/21/2018
Volatile Organic Compounds																
1,2-Dichloroethane	*0.005*	*0.005*	<0.00052	<0.0005	<0.0005	<0.0005	<0.0005	<0.001	<0.001	<0.0005	<0.00014	<0.00014	<0.0002	<0.00014	<0.0002	<0.0002
Benzene	*0.005*	*0.005*	<0.00025	<0.0005	<0.0005	<0.0005	<0.0005	<0.001	<0.001	<0.0005	<0.00008	<0.00008	<0.0002	<0.00008	<0.0002	<0.0002
Chlorobenzene	*0.1*	*0.1*	<0.00047	<0.0005	<0.0005	<0.0005	<0.0005	<0.001	<0.001	<0.0005	<0.00012	<0.00012	<0.00018	<0.00012	<0.0003	<0.0003
Ethylbenzene	*0.7*	*0.7*	<0.00025	<0.0005	<0.0005	<0.0005	<0.0005	<0.0011	<0.0011	<0.0005	<0.00011	<0.00011	<0.00019	<0.00011	<0.0003	<0.0003
Methylene chloride	*0.005*	*0.005*	<0.00054	<0.0005	<0.0005	<0.0005	<0.0005	<0.0013	<0.0013	<0.001	<0.00015	<0.00015	<0.00022	<0.00015	<0.001	<0.001
Toluene	*1*	*1*	<0.00041	<0.0005	<0.0005	<0.0005	<0.0005	<0.001	<0.001	<0.0005	<0.00015	<0.00015	<0.00017	<0.00015	<0.0002	<0.0002
Vinyl chloride	*0.002*	*0.002*												<0.00011		
Xylenes (total)	*10*	*10*	<0.00127	<0.001	<0.001	<0.001	<0.001	<0.0031	<0.0031	<0.0015	<0.00026	<0.00026	<0.00058	<0.00026	<0.0003	<0.0003
Semivolatile Organic Compounds																
1,2-Diphenylhydrazine	*0.0011*	*0.0026*	<0.00008	<0.0001	<0.0001	<0.0001	<0.0001	<0.00005	<0.00005	<0.00005	<0.00105	<0.000104	<0.000105	<0.000107	<0.000021	<0.000021
2,4-Dimethylphenol	*0.49*	*1.5*	<0.00032	<0.00008	<0.00008	<0.00008	<0.00008	<0.00005	<0.00005	<0.00005	<0.00295	<0.000292	<0.000295	<0.000301	<0.00004	<0.00004
2,4-Dinitrotoluene	*0.0013*	*0.003*	<0.00021	<0.00009	<0.00009	<0.00009	<0.00009	<0.00005	<0.00005	<0.00005	<0.00124	<0.000123	<0.000124	<0.000126	<0.000059	<0.000059
2,6-Dinitrotoluene	*0.0013*	*0.003*	<0.00021	<0.00007	<0.00007	<0.00007	<0.00007	<0.00006	<0.00006	<0.00006	<0.000762	<0.0000755	<0.0000762	<0.0000777	<0.000042	<0.000042
2-Chloronaphthalene	*2*	*5.8*	<0.00042	<0.00012	<0.0001	<0.0001	<0.0001	<0.00005	<0.00005	<0.00005	<0.000762	<0.0000755	<0.0000762	<0.0000777	<0.000021	<0.000021
2-Methylnaphthalene	*0.098*	*0.29*	<0.00042	<0.00007	<0.00007	<0.00007	0.00064	<0.00005	<0.000066	0.00015 J	<0.000667	<0.000066	<0.0000667	<0.000068	<0.000019	<0.000019
4,6-Dinitro-2-methylphenol	*0.0024*	*0.0073*	<0.00021	<0.00008	<0.00008	<0.00008	<0.00008	<0.00008	<0.00008	<0.00008	**<0.0079**	<0.000783	<0.00079	<0.000806	<0.00002	<0.00002
4-Nitrophenol	*0.049*	*0.15*	<0.00026	<0.00007	<0.00007	<0.00007	<0.00007	<0.00005	<0.00005	<0.00005	<0.00533	<0.000528	<0.000533	<0.000544	<0.000047	<0.000047
Acenaphthene	*1.5*	*4.4*	<0.00032	<0.00009	<0.00009	<0.00009	0.0002	<0.00005	0.00098	<0.00005	<0.000762	0.000368 J	<0.0000762	<0.0000777	<0.000027	<0.000027
Acenaphthylene	*1.5*	*4.4*	<0.00032	<0.00006	<0.00007	<0.00007	<0.00007	<0.00005	<0.00005	<0.00005	<0.000571	<0.0000566	<0.0000571	<0.0000583	<0.000015	<0.000015
Anthracene	*7.3*	*22*	<0.00021	<0.00007	<0.00007	<0.00007	0.00036	<0.00005	<0.00005	<0.00005	<0.000476	<0.0000472	<0.0000476	<0.0000485	0.000016 J	0.000021 J
Benzo(a)anthracene	*0.0091*	*0.02*	<0.00021	0.00013 J	<0.00007	<0.00007	<0.00007	<0.00005	<0.00005	<0.00005	<0.000762	<0.0000755	<0.0000762	<0.0000777	<0.000051	<0.000051
Benzo(a)pyrene	*0.0002*	*0.0002*	**<0.00021**	0.00011 J	<0.00008	<0.00008	<0.00008	<0.00005	<0.00005	<0.00005	**<0.000762**	<0.0000755	<0.0000762	<0.0000777	0.000045 J	<0.00002
bis(2-Chloroethoxy)methane	*0.00083*	*0.0019*	<0.00042	<0.00009	<0.00009	<0.00009	<0.00009	<0.00005	<0.00005	<0.00005	**<0.00124**	<0.000123	<0.000124	<0.000126	<0.00003	<0.00003
bis(2-Ethylhexyl)phthalate (DEHP)	*0.006*	*0.006*	<0.00021	0.0037	<0.00022	<0.0019	<0.0002	<0.00032	<0.0001	<0.00043	<0.00352	<0.000349	<0.000352	<0.000359	0.00018 J	0.000062 J
Chrysene	*0.91*	*2*	<0.00021	0.00013 J	<0.00007	<0.00007	<0.00007	<0.00005	<0.00005	<0.00005	<0.000762	<0.0000755	<0.0000762	<0.0000777	0.000053 J	<0.000021
Dibenzofuran	*0.098*	*0.29*	<0.00032	<0.00008	<0.00008	<0.00008	0.0005	<0.00005	<0.000051	<0.00005	<0.000762	<0.0000755	<0.0000762	<0.0000777	<0.00002	<0.00002
Di-n-butylphthalate (DBP)	*2.4*	*7.3*	<0.00021	0.00016 J	<0.00007	<0.00007	<0.00007	<0.00005	<0.00005	<0.00005	<0.00105	<0.000104	<0.000105	<0.000107	0.00003 J	<0.00002
Fluoranthene	*0.98*	*2.9*	<0.00021	0.00012 J	<0.00007	<0.00007	0.00021	<0.00005	<0.00005	<0.00005	<0.000667	<0.000066	<0.0000667	<0.000068	0.000062 J	0.000055 J
Fluorene	*0.98*	*2.9*	<0.00021	<0.00007	<0.00007	<0.00007	0.0003	<0.00005	<0.00005	<0.00005	<0.000667	<0.000066	<0.0000667	<0.000068	<0.00003	<0.00003
Naphthalene	*0.49*	*1.5*	<0.00042	0.00017 J	<0.0001	<0.0001	0.0023	<0.00005	<0.00093	0.0013	<0.000762	<0.000173	<0.0004	<0.0000777	<0.00002	<0.00002
Nitrobenzene	*0.049*	*0.15*	<0.00042	<0.00009	<0.00009	<0.00009	<0.00009	<0.00005	<0.00005	<0.00005	<0.00105	<0.000104	<0.000105	<0.000107	<0.000024	<0.000024
N-Nitrosodiphenylamine	*0.19*	*0.42*	<0.00026	<0.00009	<0.00009	<0.00009	<0.00009	<0.00005	<0.00005	<0.00005	<0.000952	<0.0000943	<0.0000952	<0.0000971	<0.000025	<0.000025
Pentachlorophenol	*0.001*	*0.001*	<0.00021	<0.00008	<0.00008	0.00032	<0.00008	<0.00005	<0.00005	<0.00005	**<0.00581**	<0.000575	<0.000581	<0.000592	<0.00008	<0.00008
Phenanthrene	*0.73*	*2.2*	<0.00021	<0.00007	<0.00007	<0.00007	0.00097	<0.00005	<0.00005	<0.00005	<0.000571	<0.0000566	<0.0000571	<0.0000583	0.000032 J	0.00003 J
Phenol	*7.3*	*22*	<0.00021	<0.00007	<0.00007	<0.00007	<0.00007	<0.00005	<0.00005	<0.00005	<0.000381	<0.0000377	<0.0000381	<0.0000388	<0.000035	<0.000035
Pyrene	*0.73*	*2.2*	<0.00021	0.00016 J	<0.00007	<0.00007	0.00013 J	<0.00005	0.00011 J	<0.00005	<0.00105	0.000246 J	0.000105 J	<0.000107	0.000081 J	0.000079 J
Metals																
Arsenic	*0.01*	*0.01*													0.0076	0.0053

Notes:

1. All values in milligrams per liter (mg/L).
2. Concentrations > RAL and non-detects are highlighted light gray.
3. Concentrations > C/I AL and non-detects are highlighted dark gray
4. TRRP Protective Concentration Limits (PCLs) (30 TAC §350, Table 3), updated January 2021.
5. RAL = Residential Assessment Level, C/I = Commercial/Industrial
6. J = Estimated value, < = not detected at the specified detection limit.
7. MW-32A was screened in the B-CZ & replaced with MW-32AR
8. Based on historical data, MW-25A and MW-25C were likely mislabeled in March 2018 and results are provided correctly in this table.

TABLE 2
ANALYTICAL RESULTS SUMMARY (2008 - 2022)
CLASS 2 GROUNDWATER
HOUSTON, TX - WOOD PRESERVING WORKS

	Residential Assessment Level	***C/I PCL***	MW-28A 05/17/2018	MW-28A 01/14/2019	MW-28A 07/16/2019	MW-28A 01/16/2020	MW-28A 07/23/2020	MW-28A 01/20/2021	MW-28A 07/21/2021	MW-28A 08/26/2021	MW-28A 01/27/2022	MW-28C 01/29/2008	MW-28C 07/14/2008	MW-28C 02/03/2009	MW-28C 01/13/2010	MW-28C 06/30/2010
Volatile Organic Compounds																
1,2-Dichloroethane	*0.005*	*0.005*	<0.0002	<0.0002	<0.0002	<0.0002	<0.0002	<0.0002	<0.0002	<0.0002	<0.0002	<0.00052	<0.00052	<0.0005	<0.0005	<0.0005
Benzene	*0.005*	*0.005*	<0.0002	<0.0002	<0.0002	<0.0002	<0.0002	<0.0002	<0.0002	<0.0002	<0.0002	<0.00025	<0.00025	<0.0005	<0.0005	<0.0005
Chlorobenzene	*0.1*	*0.1*	<0.0003	<0.0003	<0.0003	<0.0003	<0.0003	<0.0003	<0.0003	<0.0003	<0.0003	<0.00047	<0.00047	<0.0005	<0.0005	<0.0005
Ethylbenzene	*0.7*	*0.7*	<0.0003	<0.0003	<0.0003	<0.0003	<0.0003	<0.0003	<0.0003	<0.0003	<0.0003	<0.00025	<0.00025	<0.0005	<0.0005	<0.0005
Methylene chloride	*0.005*	*0.005*	<0.001	<0.001	<0.001	<0.001	<0.001	<0.001	<0.001	<0.001	<0.001	<0.00054	<0.00054	<0.0005	<0.0005	<0.0005
Toluene	*1*	*1*	<0.0002	<0.0002	<0.0002	<0.0002	<0.0002	<0.0002	<0.0002	<0.0002	<0.0002	<0.00041	<0.00041	0.0026 J	0.0013 J	<0.0005
Vinyl chloride	*0.002*	*0.002*														
Xylenes (total)	*10*	*10*	<0.0003	<0.0003	<0.0003	<0.0003	<0.0003	<0.0003	<0.0003	<0.0003	<0.0003	<0.00127	<0.00127	<0.001	<0.001	<0.001
Semivolatile Organic Compounds																
1,2-Diphenylhydrazine	*0.0011*	*0.0026*	<0.00021	<0.000021	<0.000021	0.000034 J	<0.000021	<0.000021	<0.000021	<0.000021	<0.00021	<0.00008	<0.00009	<0.0001	<0.0001	<0.0001
2,4-Dimethylphenol	*0.49*	*1.5*	0.012	<0.00004	<0.00004	<0.00004	<0.00004	<0.00004	**1.5**	<0.00004	<0.0004	<0.00029	0.00114 J	<0.00008	0.0002	<0.00008
2,4-Dinitrotoluene	*0.0013*	*0.003*	<0.00058	<0.000058	<0.000058	<0.000058	<0.000058	<0.000058	<0.000058	<0.000058	<0.00058	<0.00019	<0.00022	<0.00009	<0.00009	<0.00009
2,6-Dinitrotoluene	*0.0013*	*0.003*	<0.00042	<0.000042	<0.000042	<0.000042	<0.000042	<0.000042	<0.000042	<0.000042	<0.00042	<0.00019	<0.00022	<0.00007	<0.00007	<0.00007
2-Chloronaphthalene	*2*	*5.8*	<0.00021	<0.000021	<0.000021	<0.000021	<0.000021	<0.000021	<0.000021	<0.000021	<0.00021	<0.00038	<0.00044	<0.00012	<0.0001	<0.0001
2-Methylnaphthalene	*0.098*	*0.29*	0.001	<0.000055	0.0002	<0.000019	<0.000019	<0.000019	0.054	<0.000019	<0.00019	<0.00038	<0.00044	0.000097 J	0.00024	0.000077 J
4,6-Dinitro-2-methylphenol	*0.0024*	*0.0073*	<0.0002	<0.00002	<0.00002	<0.00002	<0.00002	<0.00002	<0.00002	<0.00002	<0.0002	<0.00019	<0.00022	<0.00008	<0.00008	<0.00008
4-Nitrophenol	*0.049*	*0.15*	<0.00047	<0.000047	<0.000047	<0.000047	<0.000047	<0.000047	<0.000047	<0.000047	<0.00047	<0.00024	<0.00028	<0.00007	<0.00007	<0.00007
Acenaphthene	*1.5*	*4.4*	0.00031 J	0.000092 J	0.000082 J	<0.00014	0.000038 J	<0.000027	0.016	<0.000027	<0.00027	<0.00029	<0.00033	<0.00009	0.00018 J	0.00033
Acenaphthylene	*1.5*	*4.4*	<0.00015	<0.000015	<0.000015	<0.000015	<0.000015	<0.000015	<0.000015	<0.000015	<0.00015	<0.00029	<0.00033	<0.00006	<0.00007	<0.00007
Anthracene	*7.3*	*22*	<0.00014	<0.000014	0.000036 J	<0.00013	<0.000014	<0.000014	0.0044	<0.000014	<0.00014	0.00059	<0.00022	<0.00007	<0.00007	0.00014 J
Benzo(a)anthracene	*0.0091*	*0.02*	<0.0005	<0.00005	0.000055 J	0.000073 J	<0.00005	<0.00005	0.00054 J	<0.00005	<0.0005	<0.00019	<0.00022	<0.00007	<0.00007	<0.00007
Benzo(a)pyrene	*0.0002*	*0.0002*	<0.0002	<0.00002	0.000095 J	0.000057 J	<0.00002	<0.00002	<0.00002	<0.00002	<0.0002	<0.00019	**<0.00022**	<0.00008	<0.00008	<0.00008
bis(2-Chloroethoxy)methane	*0.00083*	*0.0019*	<0.0003	<0.00003	<0.00003	<0.00003	<0.00003	<0.00003	<0.00003	<0.00003	<0.0003	<0.00038	<0.00044	<0.00009	<0.00009	<0.00009
bis(2-Ethylhexyl)phthalate (DEHP)	*0.006*	*0.006*	0.00084 J	0.000061 J	<0.00023	0.00009 J	<0.000037	<0.0001	<0.000037	0.00021	<0.00037	0.00049 J	<0.00022	0.0033	<0.00046	<0.0012
Chrysene	*0.91*	*2*	<0.00021	<0.000021	0.0001	0.000065 J	<0.000021	<0.000021	0.00047 J	<0.000021	<0.00021	<0.00019	<0.00022	<0.00007	<0.00007	<0.00007
Dibenzofuran	*0.098*	*0.29*	0.00031 J	<0.00011	0.000084 J	<0.0001	<0.00002	<0.00002	<0.00002	<0.00002	<0.0002	0.00044 J	<0.00033	<0.00008	0.00018 J	<0.00008
Di-n-butylphthalate (DBP)	*2.4*	*7.3*	<0.0002	<0.00002	<0.00002	0.000032 J	<0.00002	0.00022	0.015	<0.00002	<0.0002	<0.00019	<0.00022	<0.00007	<0.00007	<0.00007
Fluoranthene	*0.98*	*2.9*	<0.0001	<0.00001	0.00012	0.0003	<0.00001	<0.00001	0.0039	<0.00001	<0.0001	0.000497	<0.00022	<0.00007	<0.00007	0.00012 J
Fluorene	*0.98*	*2.9*	<0.0003	0.000056 J	0.000053 J	<0.00014	<0.00003	<0.00003	0.012	<0.00003	<0.0003	0.00022 J	<0.00022	<0.00007	0.00016 J	0.00033
Naphthalene	*0.49*	*1.5*	0.024	<0.0024	0.0013	<0.0006	0.00015 J	<0.000091	**0.94**	<0.00002	<0.0002	0.00234	0.00196	0.00057	0.0014	0.00035
Nitrobenzene	*0.049*	*0.15*	<0.00024	<0.000024	<0.000024	<0.000024	<0.000024	<0.000024	<0.000024	<0.000024	<0.00024	<0.00038	<0.00044	<0.00009	<0.00009	<0.00009
N-Nitrosodiphenylamine	*0.19*	*0.42*	<0.00025	<0.000025	<0.000025	<0.000025	<0.000025	<0.000025	<0.000025	<0.000025	<0.00025	<0.00024	<0.00028	<0.00009	<0.00009	<0.00009
Pentachlorophenol	*0.001*	*0.001*	<0.00079	<0.000079	<0.000079	<0.000079	<0.000079	<0.000079	<0.000079	<0.000079	<0.00079	0.00056 J	<0.00022	<0.00008	<0.00008	0.00034
Phenanthrene	*0.73*	*2.2*	0.00022 J	<0.000021	0.000049 J	0.00048	<0.000021	<0.000021	0.018	<0.000021	<0.00021	0.000624	<0.00022	0.00013 J	0.00033	<0.00007
Phenol	*7.3*	*22*	0.018	<0.000035	<0.000073	<0.000035	<0.000035	<0.000035	0.22	<0.000035	0.0019 J	0.00865	0.00648	0.00063	0.0027	0.00075
Pyrene	*0.73*	*2.2*	<0.00019	0.000065 J	0.00016	0.00021	<0.000019	<0.000019	0.0022	<0.000019	<0.00019	0.00041 J	<0.00022	<0.00007	<0.00007	0.00007 J
Metals																
Arsenic	*0.01*	*0.01*	**0.0177**	**0.0116**	0.0092	0.00664	<0.0004	**0.0116**	0.00528	0.00315	0.00102 J					

Notes:

1. All values in milligrams per liter (mg/L).
2. Concentrations > RAL and non-detects are highlighted light gray.
3. Concentrations > C/I AL and non-detects are highlighted dark gray
4. TRRP Protective Concentration Limits (PCLs) (30 TAC §350, Table 3), updated January 2021.
5. RAL = Residential Assessment Level, C/I = Commercial/Industrial
6. J = Estimated value, < = not detected at the specified detection limit.
7. MW-32A was screened in the B-CZ & replaced with MW-32AR
8. Based on historical data, MW-25A and MW-25C were likely mislabeled in March 2018 and results are provided correctly in this table.

TABLE 2
ANALYTICAL RESULTS SUMMARY (2008 - 2022)
CLASS 2 GROUNDWATER
HOUSTON, TX - WOOD PRESERVING WORKS

	Residential Assessment Level	***C/I PCL***	MW-28C 01/25/2011	MW-28C 07/19/2011	MW-28C 02/16/2012	MW-28C 07/17/2012	MW-28C 02/07/2013	MW-28C 08/07/2013	MW-28C 01/22/2014	MW-28C 07/25/2014	MW-28C 01/25/2018	MW-28C 03/21/2018	MW-28C 05/17/2018	MW-28C 01/14/2019	MW-28C 07/16/2019	MW-28C 01/16/2020
Volatile Organic Compounds																
1,2-Dichloroethane	*0.005*	*0.005*	<0.0005	<0.001	<0.001	<0.0005	<0.00014	<0.00014	<0.0002	<0.00014	<0.0002	<0.0002	<0.0002	<0.0002	<0.0002	<0.0002
Benzene	*0.005*	*0.005*	<0.0005	<0.001	<0.001	<0.0005	<0.00008	<0.00008	<0.0002	<0.00008	<0.0002	<0.0002	<0.0002	<0.0002	<0.0002	<0.0002
Chlorobenzene	*0.1*	*0.1*	<0.0005	<0.001	<0.001	<0.0005	<0.00012	<0.00012	<0.00018	<0.00012	<0.0003	<0.0003	<0.0003	<0.0003	<0.0003	<0.0003
Ethylbenzene	*0.7*	*0.7*	<0.0005	<0.0011	<0.0011	<0.0005	<0.00011	<0.00011	<0.00019	<0.00011	<0.0003	<0.0003	<0.0003	<0.0003	<0.0003	<0.0003
Methylene chloride	*0.005*	*0.005*	<0.0005	<0.0013	<0.0013	<0.001	<0.00015	<0.00015	<0.00022	<0.00015	<0.001	<0.001	<0.001	<0.001	<0.001	<0.001
Toluene	*1*	*1*	<0.0005	<0.001	<0.001	<0.0005	<0.00015	<0.00015	<0.00017	<0.00015	<0.0002	<0.0002	<0.0002	<0.0002	<0.0002	<0.0002
Vinyl chloride	*0.002*	*0.002*								<0.00011			<0.0002			
Xylenes (total)	*10*	*10*	<0.001	<0.0031	<0.0031	<0.0015	<0.00026	<0.00026	<0.00058	<0.00026	<0.0003	<0.0003	<0.0003	<0.0003	<0.0003	<0.0003
Semivolatile Organic Compounds																
1,2-Diphenylhydrazine	*0.0011*	*0.0026*	<0.0001	<0.00005	<0.00005	<0.00005	<0.000101	<0.000104	<0.00011	<0.000107	<0.000021	<0.000021	<0.000021	<0.000021	<0.000021	<0.000021
2,4-Dimethylphenol	*0.49*	*1.5*	0.000086 J	<0.00005	<0.00005	<0.00005	<0.000284	<0.000292	<0.00031	<0.000301	<0.00004	<0.00004	<0.00004	<0.00004	<0.00004	<0.00004
2,4-Dinitrotoluene	*0.0013*	*0.003*	<0.00009	<0.00005	<0.00005	<0.00005	<0.000119	<0.000123	<0.00013	<0.000126	<0.000058	<0.000059	<0.000059	<0.000058	<0.000058	<0.000058
2,6-Dinitrotoluene	*0.0013*	*0.003*	<0.00007	<0.00006	<0.00006	<0.00006	<0.0000734	<0.0000755	<0.00008	<0.0000777	<0.000042	<0.000042	<0.000042	<0.000042	<0.000042	<0.000042
2-Chloronaphthalene	*2*	*5.8*	<0.0001	<0.00005	<0.00005	<0.00005	<0.0000734	<0.0000755	<0.00008	<0.0000777	<0.000021	<0.000021	<0.000021	<0.000021	<0.000021	<0.000021
2-Methylnaphthalene	*0.098*	*0.29*	0.000079 J	<0.00005	<0.00005	0.00011 J	<0.0000642	<0.000066	0.0000741 J	<0.000068	<0.000019	<0.000019	<0.000019	<0.000019	<0.000019	<0.000019
4,6-Dinitro-2-methylphenol	*0.0024*	*0.0073*	<0.00008	<0.00008	<0.00008	<0.00008	<0.000761	<0.000783	<0.00083	<0.000806	<0.00002	<0.00002	<0.00002	<0.00002	<0.00002	<0.00002
4-Nitrophenol	*0.049*	*0.15*	<0.00007	<0.00005	<0.00005	<0.00005	<0.000514	<0.000528	<0.00056	<0.000544	<0.000047	<0.000047	<0.000047	<0.000047	<0.000047	<0.000047
Acenaphthene	*1.5*	*4.4*	<0.00009	<0.00005	<0.00005	<0.00005	<0.0000734	<0.0000755	<0.00008	<0.0000777	<0.000027	<0.000027	<0.000027	<0.000027	<0.000027	<0.000027
Acenaphthylene	*1.5*	*4.4*	<0.00007	<0.00005	<0.00005	<0.00005	<0.000055	<0.0000566	<0.00006	<0.0000583	<0.000015	<0.000015	<0.000015	<0.000015	<0.000015	<0.000015
Anthracene	*7.3*	*22*	<0.00007	<0.00005	<0.00005	<0.00005	<0.0000459	<0.0000472	<0.00005	<0.0000485	<0.000014	<0.000014	<0.000014	<0.000014	<0.000014	<0.000014
Benzo(a)anthracene	*0.0091*	*0.02*	<0.00007	<0.00005	<0.00005	<0.00005	<0.0000734	<0.0000755	<0.00008	<0.0000777	<0.00005	<0.000051	<0.000051	<0.00005	<0.00005	<0.00005
Benzo(a)pyrene	*0.0002*	*0.0002*	<0.00008	<0.00005	<0.00005	<0.00005	<0.0000734	<0.0000755	<0.00008	<0.0000777	<0.00002	<0.00002	<0.00002	<0.00002	<0.00002	<0.00002
bis(2-Chloroethoxy)methane	*0.00083*	*0.0019*	<0.00009	<0.00005	<0.00005	<0.00005	<0.000119	<0.000123	<0.00013	<0.000126	<0.00003	<0.00003	0.00003 J	<0.00003	<0.00003	<0.00003
bis(2-Ethylhexyl)phthalate (DEHP)	*0.006*	*0.006*	0.00063	<0.00053	<0.00013	<0.0001	<0.000339	<0.000349	<0.00037	<0.000359	0.000064 J	<0.000037	<0.000037	<0.000037	<0.00013	0.000072 J
Chrysene	*0.91*	*2*	<0.00007	<0.00005	<0.00005	<0.00005	<0.0000734	<0.0000755	<0.00008	<0.0000777	<0.000021	<0.000021	<0.000021	<0.000021	<0.000021	<0.000021
Dibenzofuran	*0.098*	*0.29*	<0.00008	0.00019 J	<0.00005	<0.00005	<0.0000734	<0.0000755	<0.00008	<0.0000777	<0.00002	<0.00002	0.00002 J	<0.00002	<0.00002	<0.00002
Di-n-butylphthalate (DBP)	*2.4*	*7.3*	<0.00007	<0.00005	<0.00005	<0.00005	<0.000101	<0.000104	<0.00011	<0.000107	<0.00002	<0.00002	<0.00002	<0.00002	<0.00002	<0.00002
Fluoranthene	*0.98*	*2.9*	<0.00007	<0.00005	<0.00005	<0.00005	<0.0000642	<0.000066	<0.00007	<0.000068	<0.00001	<0.00001	<0.00001	<0.00001	0.000015 J	<0.00001
Fluorene	*0.98*	*2.9*	<0.00007	<0.00005	<0.00005	<0.00005	<0.0000642	<0.000066	<0.00007	<0.000068	<0.00003	<0.00003	0.00003 J	<0.00003	<0.00003	<0.00003
Naphthalene	*0.49*	*1.5*	0.00029	<0.000091	<0.00031	0.00064	0.000163 J	<0.0000755	<0.000596	<0.0000777	<0.00021	<0.00002	<0.00002	<0.00002	0.000095 J	<0.00016
Nitrobenzene	*0.049*	*0.15*	<0.00009	<0.00005	<0.00005	<0.00005	<0.000101	<0.000104	<0.00011	<0.000107	<0.000024	<0.000024	0.000024 J	<0.000024	<0.000024	<0.000024
N-Nitrosodiphenylamine	*0.19*	*0.42*	<0.00009	<0.00005	<0.00005	<0.00005	<0.0000917	<0.0000943	<0.0001	<0.0000971	<0.000025	<0.000025	<0.000025	<0.000025	<0.000025	<0.000025
Pentachlorophenol	*0.001*	*0.001*	<0.00008	<0.00005	<0.00005	<0.00005	<0.00056	<0.000575	<0.00061	<0.000592	<0.000079	<0.00008	<0.00008	<0.000079	<0.000079	<0.000079
Phenanthrene	*0.73*	*2.2*	<0.00007	<0.00005	<0.00005	<0.00005	<0.000055	<0.0000566	0.0000739 J	<0.0000583	<0.000021	<0.000021	<0.000021	<0.000021	<0.000021	<0.000021
Phenol	*7.3*	*22*	0.0014	0.00054	<0.00005	<0.00005	<0.0000367	<0.0000377	<0.00004	<0.0000388	<0.000035	<0.000035	<0.000035	<0.000035	0.0025	0.000086 J
Pyrene	*0.73*	*2.2*	<0.00007	<0.00005	<0.00005	<0.00005	<0.000101	<0.000104	<0.00011	<0.000107	<0.000019	<0.000019	<0.000019	<0.000019	<0.000019	<0.000019
Metals																
Arsenic	*0.01*	*0.01*									0.00206	0.00184 J	0.00184 J	0.000447 J	0.000456 J	0.000937 J

Notes:

1. All values in milligrams per liter (mg/L).
2. Concentrations > RAL and non-detects are highlighted light gray.
3. Concentrations > C/I AL and non-detects are highlighted dark gray
4. TRRP Protective Concentration Limits (PCLs) (30 TAC §350, Table 3), updated January 2021.
5. RAL = Residential Assessment Level, C/I = Commercial/Industrial
6. J = Estimated value, < = not detected at the specified detection limit.
7. MW-32A was screened in the B-CZ & replaced with MW-32AR
8. Based on historical data, MW-25A and MW-25C were likely mislabeled in March 2018 and results are provided correctly in this table.

TABLE 2
ANALYTICAL RESULTS SUMMARY (2008 - 2022)
CLASS 2 GROUNDWATER
HOUSTON, TX - WOOD PRESERVING WORKS

	Residential Assessment Level	***C/I PCL***	MW-28C 07/28/2020	MW-28C 01/15/2021	MW-28C 07/13/2021	MW-28C 01/21/2022	MW-32A[7] 01/28/2008 DNAPL	MW-32A[7] 07/14/2008 DNAPL	MW-32A[7] 02/03/2009 DNAPL	MW-32A[7] 01/14/2010 DNAPL	MW-32A[7] 07/01/2010 DNAPL	MW-32A[7] 01/25/2011 DNAPL	MW-32A[7] 07/19/2011 DNAPL	MW-32AR 02/09/2012	MW-32AR 07/16/2012	MW-32AR 02/06/2013
Volatile Organic Compounds																
1,2-Dichloroethane	*0.005*	*0.005*	<0.0002	<0.0002	<0.0002	<0.0002	<0.00052	<0.00109	<0.0005	<0.0005	<0.0025	<0.0025	**0.03**	<0.001	<0.0005	<0.00014
Benzene	*0.005*	*0.005*	<0.0002	<0.0002	<0.0002	<0.0002	**0.884**	**0.884**	**0.69**	**0.34**	**1.5**	**0.61**	**1.4**	<0.001	<0.0005	**0.023**
Chlorobenzene	*0.1*	*0.1*	<0.0003	<0.0003	<0.0003	<0.0003	<0.00047	<0.0015	<0.0005	<0.0005	<0.0025	<0.0025	<0.005	<0.001	<0.0005	<0.00012
Ethylbenzene	*0.7*	*0.7*	<0.0003	<0.0003	<0.0003	<0.0003	0.373	0.365	0.34	0.076	0.45	0.41	0.31	<0.0011	<0.0005	0.0082
Methylene chloride	*0.005*	*0.005*	<0.001	<0.001	<0.001	<0.001	<0.00054	<0.00122	<0.0005	<0.0005	<0.0032	<0.0025	**<0.0065**	<0.0013	<0.001	<0.00015
Toluene	*1*	*1*	<0.0002	<0.0002	<0.0002	<0.0002	0.95	0.983	0.74	0.36	**1.5**	1	**1.2**	<0.001	<0.0005	0.00338
Vinyl chloride	*0.002*	*0.002*	<0.0002													
Xylenes (total)	*10*	*10*	<0.0003	<0.0003	<0.0003	<0.0003	1.02	1.03	0.88	0.35	1.3	1.1	0.87	<0.0031	<0.0015	0.0176
Semivolatile Organic Compounds																
1,2-Diphenylhydrazine	*0.0011*	*0.0026*	<0.000021	<0.000021	<0.000021	<0.000021	**<0.02**	**<0.008**	<0.0001	<0.0001	<0.001	<0.001	<0.0005	<0.00005	<0.00005	**<0.00529**
2,4-Dimethylphenol	*0.49*	*1.5*	<0.00004	0.000078	<0.00004	<0.00004	**9.57**	**12.6**	**2.2**	**2.1**	**15**	**2.3**	**31**	0.0012	0.000061 J	0.0172 J
2,4-Dinitrotoluene	*0.0013*	*0.003*	<0.000058	<0.000058	<0.000058	<0.000058	**<0.044**	**<0.019**	<0.00009	<0.00009	<0.0009	<0.0009	<0.0005	<0.00005	<0.00005	**<0.00625**
2,6-Dinitrotoluene	*0.0013*	*0.003*	<0.000042	<0.000042	<0.000042	<0.000042	**<0.044**	**<0.019**	<0.00007	<0.00007	<0.0007	<0.0007	<0.0006	<0.00006	<0.00006	**<0.00385**
2-Chloronaphthalene	*2*	*5.8*	<0.000021	<0.000021	<0.000021	<0.000021	<0.089	<0.039	<0.00012	<0.0001	<0.001	<0.001	<0.0005	<0.00005	<0.00005	<0.00385
2-Methylnaphthalene	*0.098*	*0.29*	0.00012	0.000042 J	<0.000019	<0.000019	**1.13**	**0.989**	**1.2**	**0.3**	**0.48**	**6.9**	**0.95**	0.000088 J	0.00019 J	0.011 J
4,6-Dinitro-2-methylphenol	*0.0024*	*0.0073*	<0.00002	<0.00002	<0.00002	<0.00002	**<0.044**	**<0.019**	<0.00008	<0.00008	<0.0008	<0.0008	<0.0008	<0.00008	<0.00008	**<0.0399**
4-Nitrophenol	*0.049*	*0.15*	<0.000047	<0.000047	<0.000047	<0.000047	**<0.056**	<0.024	<0.00007	<0.00007	<0.0007	<0.0007	<0.0005	<0.00005	<0.00005	<0.0269
Acenaphthene	*1.5*	*4.4*	0.000074 J	0.000062 J	<0.000027	<0.000027	0.341	0.294	0.34	0.13	0.19	**3.1**	0.25	0.0046	0.0029	0.0232 J
Acenaphthylene	*1.5*	*4.4*	<0.000015	<0.000015	<0.000015	<0.000015	<0.067	<0.029	0.006	0.0019	0.0079	0.027	0.005	0.00032	<0.00005	<0.00288
Anthracene	*7.3*	*22*	0.0001	0.000049 J	<0.000014	<0.000014	<0.044	0.043	0.077	0.051	0.093	0.91	0.09	0.00041	0.00026	<0.0024
Benzo(a)anthracene	*0.0091*	*0.02*	0.00013	<0.00005	<0.00005	<0.00005	**<0.044**	**<0.019**	**0.0096**	0.0067	**0.01**	**0.3**	**0.038**	0.00012 J	0.00015 J	<0.00385
Benzo(a)pyrene	*0.0002*	*0.0002*	<0.00002	<0.00002	<0.00002	<0.00002	**<0.044**	**<0.019**	**0.003**	**0.0023**	**0.0067**	**0.078**	**0.019**	<0.00005	<0.00005	**<0.00385**
bis(2-Chloroethoxy)methane	*0.00083*	*0.0019*	<0.00003	<0.00003	<0.00003	<0.00003	**<0.089**	**<0.039**	<0.00009	<0.00009	**<0.0009**	**<0.0009**	<0.0005	<0.00005	<0.00005	**<0.00625**
bis(2-Ethylhexyl)phthalate (DEHP)	*0.006*	*0.006*	0.00064	0.000083 J	<0.00012	<0.000037	**<0.044**	**<0.019**	0.00042	<0.0018	<0.0041	0.0046	<0.0013	0.00054	0.00014 J	**<0.0178**
Chrysene	*0.91*	*2*	0.00014	<0.000021	<0.000021	<0.000021	<0.044	<0.019	0.0087	0.0064	0.0099	0.28	0.033	0.000093 J	0.00023	<0.00385
Dibenzofuran	*0.098*	*0.29*	0.000086 J	0.000081 J	<0.00002	<0.00002	**0.298**	**0.26**	**0.32**	**0.14**	**0.21**	**3.2**	**0.27**	0.00096	0.0017	0.00936 J
Di-n-butylphthalate (DBP)	*2.4*	*7.3*	0.00025	<0.000048	<0.00002	<0.00002	<0.044	<0.019	<0.00007	<0.00007	<0.0007	<0.0007	<0.0005	<0.00005	0.000056 J	<0.00529
Fluoranthene	*0.98*	*2.9*	0.00063	0.000096 J	<0.00001	<0.00001	<0.044	0.026	0.098	0.07	0.09	**2.5**	0.11	0.002	0.003	0.00508 J
Fluorene	*0.98*	*2.9*	0.000091 J	0.00007 J	<0.00003	<0.00003	0.163	0.156	0.22	0.087	0.13	**2.5**	0.18	0.0017	0.0016	0.00932 J
Naphthalene	*0.49*	*1.5*	0.00053	0.00021	<0.000075	0.00004 J	**25**	**16.2**	**16**	**3.5**	**11**	**31**	**21**	0.00044	0.0036	0.406
Nitrobenzene	*0.049*	*0.15*	<0.000024	<0.000024	<0.000024	<0.000024	**<0.089**	<0.039	<0.00009	<0.00009	<0.0009	<0.0009	<0.0005	<0.00005	<0.00005	<0.00529
N-Nitrosodiphenylamine	*0.19*	*0.42*	<0.000025	<0.000025	<0.000025	<0.000025	<0.056	<0.024	<0.00009	<0.00009	0.014	<0.0009	<0.0005	<0.00005	<0.00005	<0.00481
Pentachlorophenol	*0.001*	*0.001*	<0.000079	<0.000079	<0.000079	<0.000079	**<0.044**	**<0.019**	<0.00008	<0.00008	<0.0008	<0.0008	<0.0005	<0.00005	<0.00005	**<0.0293**
Phenanthrene	*0.73*	*2.2*	0.00056	0.00017	<0.000021	<0.000021	0.177	0.185	0.45	0.25	0.19	**8.9**	0.35	0.00033	0.000055 J	0.00768 J
Phenol	*7.3*	*22*	<0.000035	<0.000035	<0.000035	<0.000035	**9.01**	**8.83**	1.4	1.3	**14**	1.2	**21**	0.00012 J	0.00029	<0.00192
Pyrene	*0.73*	*2.2*	0.00044	0.000071 J	<0.000019	<0.000019	<0.044	<0.019	0.062	0.043	0.047	**1.5**	0.072	0.0041	0.0046	<0.00529
Metals																
Arsenic	*0.01*	*0.01*	0.00121 J	**.00112 J**	0.00065 J	0.000758 J										

Notes:

1. All values in milligrams per liter (mg/L).
2. Concentrations > RAL and non-detects are highlighted light gray.
3. Concentrations > C/I AL and non-detects are highlighted dark gray
4. TRRP Protective Concentration Limits (PCLs) (30 TAC §350, Table 3), updated January 2021.
5. RAL = Residential Assessment Level, C/I = Commercial/Industrial
6. J = Estimated value, < = not detected at the specified detection limit.
7. MW-32A was screened in the B-CZ & replaced with MW-32AR
8. Based on historical data, MW-25A and MW-25C were likely mislabeled in March 2018 and results are provided correctly in this table.

TABLE 2
ANALYTICAL RESULTS SUMMARY (2008 - 2022)
CLASS 2 GROUNDWATER
HOUSTON, TX - WOOD PRESERVING WORKS

	Residential Assessment Level	***C/I PCL***	MW-32AR 08/07/2013	MW-32AR 01/21/2014	MW-32AR 07/24/2014	MW-32AR 01/28/2018	MW-32AR 03/27/2018	MW-32AR 05/31/2018	MW-32AR 01/23/2019	MW-32AR 07/30/2019	MW-32AR 01/20/2020	MW-32AR 07/23/2020	MW-32AR 01/19/2021	MW-32AR 07/21/2021	MW-32AR 01/20/2022	MW-33A 01/29/2008
Volatile Organic Compounds																
1,2-Dichloroethane	*0.005*	*0.005*	<0.00014	<0.0002	<0.00014	<0.0002	<0.0002	<0.0002	<0.0002	<0.0002	<0.0002	<0.0002	<0.0002	<0.0002	<0.0002	<0.00052
Benzene	*0.005*	*0.005*	0.000475 J	<0.0002	**0.0404**	<0.0002	<0.0002	<0.0002	<0.0002	<0.0002	<0.0002	<0.0002	<0.0002	<0.0002	<0.0002	<0.00025
Chlorobenzene	*0.1*	*0.1*	<0.00012	<0.00018	<0.00012	<0.0003	<0.0003	<0.0003	<0.0003	<0.0003	<0.0003	<0.0003	<0.0003	<0.0003	<0.0003	<0.00047
Ethylbenzene	*0.7*	*0.7*	0.000296 J	<0.00019	0.0208	<0.0003	<0.0003	<0.0003	<0.0003	<0.0003	<0.0003	<0.0003	<0.0003	<0.0003	<0.0003	<0.00025
Methylene chloride	*0.005*	*0.005*	<0.00015	<0.00022	<0.00015	<0.001	<0.001	<0.001	<0.001	<0.001	<0.001	<0.001	<0.001	<0.001	<0.001	<0.00054
Toluene	*1*	*1*	0.000234 J	<0.00017	0.000849 J	<0.0002	<0.0002	<0.0002	<0.0002	<0.0002	<0.0002	<0.0002	<0.0002	<0.0002	<0.0002	<0.00041
Vinyl chloride	*0.002*	*0.002*	<0.00011		<0.00011						<0.0002					
Xylenes (total)	*10*	*10*	0.000873 J	<0.00058	0.0336	<0.0003	<0.0003	<0.0003	<0.0003	<0.0003	<0.0003	<0.0003	<0.0003	<0.0003	<0.0003	<0.00127
Semivolatile Organic Compounds																
1,2-Diphenylhydrazine	*0.0011*	*0.0026*	<0.000104	<0.000104	<0.000104	<0.000021	<0.000021	<0.000021	<0.000021	<0.000021	<0.000021	<0.000021	<0.000021	<0.000021	<0.000021	<0.0001
2,4-Dimethylphenol	*0.49*	*1.5*	<0.000292	<0.000292	0.0722	<0.00004	<0.00004	<0.00004	0.00013 J	<0.00004	<0.00004	<0.00004	<0.00004	0.00044	<0.00004	<0.0005
2,4-Dinitrotoluene	*0.0013*	*0.003*	<0.000123	<0.000123	<0.000123	<0.000058	<0.000058	<0.000058	<0.000058	<0.000058	<0.000058	<0.000058	<0.000058	<0.000058	<0.000058	<0.00033
2,6-Dinitrotoluene	*0.0013*	*0.003*	<0.0000755	<0.0000755	<0.0000755	<0.000042	<0.000042	<0.000042	<0.000042	<0.000042	<0.000042	<0.000042	<0.000042	<0.000042	<0.000042	<0.00033
2-Chloronaphthalene	*2*	*5.8*	<0.0000755	<0.0000755	<0.0000755	<0.000021	<0.000021	<0.000021	<0.000021	<0.000021	<0.000021	<0.000021	<0.000021	<0.000021	<0.000021	<0.00067
2-Methylnaphthalene	*0.098*	*0.29*	<0.000066	0.00021 J	**0.206**	0.000079 J	0.0068	<0.000019	<0.000019	<0.000019	<0.000028	0.000088 J	<0.000019	0.00042	<0.000019	<0.00067
4,6-Dinitro-2-methylphenol	*0.0024*	*0.0073*	<0.000783	<0.000783	<0.000783	<0.00002	<0.00002	<0.00002	<0.00002	<0.00002	<0.00002	<0.00002	<0.00002	<0.00002	<0.00002	<0.00033
4-Nitrophenol	*0.049*	*0.15*	<0.000528	<0.000528	<0.000528	<0.000047	<0.000047	<0.000047	<0.000047	<0.000047	<0.000047	<0.000047	<0.000047	<0.000047	<0.000047	<0.00042
Acenaphthene	*1.5*	*4.4*	0.00625	0.0105	0.111	0.0013	0.0043	0.002	0.0001	<0.000027	0.0014	0.00028 J	<0.000027	0.00071	<0.000027	0.0133
Acenaphthylene	*1.5*	*4.4*	0.000258 J	<0.000317	0.00226	0.000054 J	0.000054 J	<0.000015	<0.000015	<0.000015	<0.000015	<0.000015	<0.000015	<0.000015	<0.000015	<0.0005
Anthracene	*7.3*	*22*	0.000223 J	0.000444 J	0.00332	0.000082 J	0.00021	0.000064 J	0.00002 J	<0.000014	<0.000014	0.00008 J	<0.000086	0.00034	<0.000014	<0.00033
Benzo(a)anthracene	*0.0091*	*0.02*	<0.0000755	<0.0000755	0.000218 J	0.00006 J	<0.00005	<0.00005	<0.00005	0.000054 J	<0.00005	0.000088 J	<0.00005	0.00013	<0.00005	<0.00033
Benzo(a)pyrene	*0.0002*	*0.0002*	<0.0000755	<0.0000755	<0.0000755	0.000027 J	<0.00002	<0.00002	<0.00002	<0.00002	0.000081 J	<0.00002	<0.00002	0.000041 J	<0.00002	**<0.00033**
bis(2-Chloroethoxy)methane	*0.00083*	*0.0019*	<0.000123	<0.000123	0.000452 J	<0.00003	<0.00003	<0.00003	<0.00003	<0.00003	<0.00003	<0.00003	<0.00003	<0.00003	<0.00003	<0.00067
bis(2-Ethylhexyl)phthalate (DEHP)	*0.006*	*0.006*	<0.000349	<0.000349	0.000621	0.00011 J	<0.000037	0.00014 J	<0.000044	0.000074 J	0.000043 J	<0.000037	<0.000037	<0.000037	<0.000037	0.00137 J
Chrysene	*0.91*	*2*	<0.0000755	0.0000774 J	0.00016 J	0.000058 J	<0.000021	0.000037 J	<0.000021	<0.000021	0.000042 J	0.000026 J	<0.000021	0.00011	<0.000021	<0.00033
Dibenzofuran	*0.098*	*0.29*	0.000515	0.000664	0.05	<0.000053	0.0024	0.00007 J	<0.00002	<0.00002	<0.00002	0.00011 J	<0.00002	0.00034	<0.00002	0.00074
Di-n-butylphthalate (DBP)	*2.4*	*7.3*	<0.000104	<0.000104	<0.000104	<0.00002	<0.00002	<0.00002	0.00002 J	<0.00002	<0.00002	<0.00002	<0.00032	0.000026 J	0.000052 J	0.00055 J
Fluoranthene	*0.98*	*2.9*	0.00102	0.00124	0.00656	0.00048	0.00023	0.00031	0.000051 J	<0.00001	<0.00029	0.00019 J	<0.00001	0.00071	<0.00001	0.00141
Fluorene	*0.98*	*2.9*	0.00105	0.00317	0.0516	0.00012	0.00093	0.000058 J	<0.00003	<0.00003	0.000038 J	0.00011 J	<0.00003	0.00037	<0.00003	0.0013
Naphthalene	*0.49*	*1.5*	<0.00297	0.0087	**3.83**	<0.00058	0.026	0.000043 J	0.000067 J	<0.00002	<0.00014	0.00026 J	<0.00002	0.0019	<0.00002	0.00167
Nitrobenzene	*0.049*	*0.15*	<0.000104	<0.000104	<0.000104	0.00035	<0.000024	<0.000024	<0.000024	<0.000024	<0.000024	<0.000024	<0.000024	<0.000024	<0.000024	<0.00067
N-Nitrosodiphenylamine	*0.19*	*0.42*	<0.0000943	<0.0000943	<0.0000943	<0.000025	<0.000025	<0.000025	<0.000025	<0.000025	<0.000025	<0.000025	<0.000025	<0.000025	<0.000025	<0.00042
Pentachlorophenol	*0.001*	*0.001*	<0.000575	<0.000575	<0.000575	<0.000079	<0.000079	<0.000079	<0.000079	<0.000079	<0.000079	<0.000079	<0.000079	<0.000079	<0.000079	<0.00033
Phenanthrene	*0.73*	*2.2*	0.000112 J	0.000101 J	0.0111	0.00022	0.0013	<0.000021	0.000034 J	<0.000021	<0.000032	0.00023 J	<0.000021	0.0011	<0.000021	<0.00033
Phenol	*7.3*	*22*	<0.0000377	<0.0000377	<0.0000377	<0.000035	<0.000035	<0.000035	<0.000035	<0.000035	<0.000035	<0.000035	<0.000035	0.00023	<0.000035	<0.00033
Pyrene	*0.73*	*2.2*	0.000617	0.000625	0.00474	0.00031	0.00018	0.00049	0.000036 J	0.00045	0.00042	0.00021 J	<0.000019	0.00072	<0.000019	0.0019
Metals																
Arsenic	*0.01*	*0.01*				0.00294	**0.0228**	**0.0441**	**0.0316**	**0.0628**	0.0077	**0.104**	0.00873	**0.0352**	0.00576	

Notes:

1. All values in milligrams per liter (mg/L).
2. Concentrations > RAL and non-detects are highlighted light gray.
3. Concentrations > C/I AL and non-detects are highlighted dark gray
4. TRRP Protective Concentration Limits (PCLs) (30 TAC §350, Table 3), updated January 2021.
5. RAL = Residential Assessment Level, C/I = Commercial/Industrial
6. J = Estimated value, < = not detected at the specified detection limit.
7. MW-32A was screened in the B-CZ & replaced with MW-32AR
8. Based on historical data, MW-25A and MW-25C were likely mislabeled in March 2018 and results are provided correctly in this table.

TABLE 2
ANALYTICAL RESULTS SUMMARY (2008 - 2022)
CLASS 2 GROUNDWATER
HOUSTON, TX - WOOD PRESERVING WORKS

	Residential Assessment Level	***C/I PCL***	MW-33A 07/14/2008	MW-33A 02/03/2009	MW-33A 02/03/2009 Duplicate	MW-33A 01/13/2010	MW-33A 01/13/2010 Duplicate	MW-33A 06/29/2010	MW-33A 06/29/2010 Duplicate	MW-33A 01/24/2011	MW-33A 07/19/2011	MW-33A 07/19/2011 Duplicate	MW-33A 02/15/2012	MW-33A 02/15/2012 Duplicate	MW-33A 07/17/2012	MW-33A 07/17/2012 Duplicate
Volatile Organic Compounds																
1,2-Dichloroethane	*0.005*	*0.005*	<0.00109	<0.0005	<0.0005	<0.0005	<0.0005	<0.0005	<0.0005	<0.0005	<0.001	<0.001	<0.001	<0.005	<0.0005	<0.0005
Benzene	*0.005*	*0.005*	**0.0062**	0.00071 J	0.00074 J	0.0025 J	0.0024 J	0.0018 J	0.0034 J	**0.0056**	**0.009**	**0.0091**	**0.054**	**0.051**	0.0023 J	0.0022 J
Chlorobenzene	*0.1*	*0.1*	<0.0015	<0.0005	<0.0005	<0.0005	<0.0005	<0.0005	<0.0005	<0.0005	<0.001	<0.001	<0.001	<0.005	<0.0005	<0.0005
Ethylbenzene	*0.7*	*0.7*	<0.00142	<0.0005	<0.0005	<0.0005	<0.0005	<0.0005	<0.0005	0.0015 J	0.0033 J	0.003 J	0.075	0.061	<0.0005	<0.0005
Methylene chloride	*0.005*	*0.005*	<0.00122	<0.0005	<0.0005	<0.0005	<0.0005	<0.0005	<0.0005	<0.0005	<0.0013	<0.0013	<0.0013	**<0.0065**	<0.001	<0.001
Toluene	*1*	*1*	<0.00138	<0.0005	<0.0005	<0.0005	<0.0005	<0.0005	<0.0005	<0.0005	<0.001	<0.001	0.019	0.018 J	<0.0005	<0.0005
Vinyl chloride	*0.002*	*0.002*														<0.0005
Xylenes (total)	*10*	*10*	<0.00302	<0.001	<0.001	<0.001	<0.001	<0.001	<0.001	0.0016 J	<0.0031	<0.0031	0.11	0.092	<0.0015	<0.0015
Semivolatile Organic Compounds																
1,2-Diphenylhydrazine	*0.0011*	*0.0026*	<0.00008	<0.0001	<0.0001	<0.0001	<0.0001	<0.0001	<0.0001	<0.0001	<0.00005	<0.00005	<0.00005	<0.00005	<0.00005	<0.00005
2,4-Dimethylphenol	*0.49*	*1.5*	<0.00029	<0.00008	<0.00008	<0.00008	<0.00008	<0.00008	<0.00008	0.0027	0.0034	0.0046	0.029 J	0.019 J	<0.00005	<0.00005
2,4-Dinitrotoluene	*0.0013*	*0.003*	<0.00019	<0.00009	<0.00009	<0.00009	<0.00009	<0.00009	<0.00009	<0.00009	<0.00005	<0.00005	<0.00005	<0.00005	<0.00005	<0.00005
2,6-Dinitrotoluene	*0.0013*	*0.003*	<0.00019	<0.00007	<0.00007	<0.00007	<0.00007	<0.00007	<0.00007	<0.00007	<0.00006	<0.00006	<0.00006	<0.00006	<0.00006	<0.00006
2-Chloronaphthalene	*2*	*5.8*	<0.00038	<0.00012	<0.00012	<0.0001	<0.0001	<0.0001	<0.0001	<0.0001	<0.00005	<0.00005	<0.00005	<0.00005	<0.00005	<0.00005
2-Methylnaphthalene	*0.098*	*0.29*	<0.00038	0.00066	<0.00007	0.0009 J	0.00051 J	0.00092	<0.00007	0.0067	0.022 J	0.031 J	0.03	0.024	0.0015	0.0011
4,6-Dinitro-2-methylphenol	*0.0024*	*0.0073*	<0.00019	<0.00008	<0.00008	<0.00008	<0.00008	<0.00008	<0.00008	<0.00008	<0.00008	<0.00008	<0.00008	<0.00008	<0.00008	<0.00008
4-Nitrophenol	*0.049*	*0.15*	<0.00024	<0.00007	<0.00007	<0.00007	<0.00007	<0.00007	<0.00007	<0.00007	<0.00005	<0.00005	<0.00005	<0.00005	<0.00005	<0.00005
Acenaphthene	*1.5*	*4.4*	0.0124	0.013	<0.00009	0.028	0.026	0.012	0.0072	0.014	0.037	0.042	0.048	0.064	0.019	0.023
Acenaphthylene	*1.5*	*4.4*	<0.00029	<0.00006	<0.00006	0.00015 J	0.00014 J	<0.00007	<0.00007	0.00014 J	0.00018 J	0.00021	0.0003	0.0004	<0.00005	<0.00005
Anthracene	*7.3*	*22*	0.00024 J	0.0002 J	<0.00007	0.00028	0.00024	0.00021	<0.00007	0.00072	0.0013	0.0016	0.00082	0.00078	0.0026 J	0.0015 J
Benzo(a)anthracene	*0.0091*	*0.02*	<0.00019	0.0002 J	<0.00007	0.00017 J	0.00017 J	0.00014 J	0.00014 J	0.00025	0.00019 J	0.00018 J	0.0001 J	0.00011 J	0.00043 J	0.00026 J
Benzo(a)pyrene	*0.0002*	*0.0002*	<0.00019	<0.00008	<0.00008	<0.00008	<0.00008	<0.00008	<0.00008	<0.00008	<0.00005	<0.00005	<0.00005	<0.00005	0.00011 J	0.000054 J
bis(2-Chloroethoxy)methane	*0.00083*	*0.0019*	<0.00038	<0.00009	<0.00009	<0.00009	<0.00009	<0.00009	<0.00009	<0.00009	<0.00005	<0.00005	<0.00005	<0.00005	<0.00005	<0.00005
bis(2-Ethylhexyl)phthalate (DEHP)	*0.006*	*0.006*	<0.00019	0.00033	0.00035	<0.0003	<0.00038	<0.00035	<0.0016	0.00031	<0.00056	<0.00068	0.0013 J	0.00084 J	0.00014 J	0.00022
Chrysene	*0.91*	*2*	<0.00019	0.00012 J	<0.00007	0.00012 J	0.000089 J	0.00009 J	<0.00007	0.00016 J	0.0001 J	0.00005 J	0.000061 J	<0.00005	0.00033 J	0.00016 J
Dibenzofuran	*0.098*	*0.29*	0.000628	0.00078	<0.00008	0.0019	0.0017	0.0014	0.00035	0.0027	0.0088 J	0.014 J	0.019 J	0.026 J	0.0049	0.0061
Di-n-butylphthalate (DBP)	*2.4*	*7.3*	<0.00019	<0.00007	<0.00007	<0.00007	<0.00007	<0.00007	<0.00007	<0.00007	<0.00005	<0.00005	<0.00005	<0.00005	<0.00005	<0.00005
Fluoranthene	*0.98*	*2.9*	0.00154	0.0022	<0.00007	0.0013	0.0012	0.0012	0.00095	0.003	0.0021	0.0023	0.0012	0.0011	0.0036 J	0.0026 J
Fluorene	*0.98*	*2.9*	0.000939	0.00067	<0.00007	0.0015	0.0013	0.0012	0.00041	0.0027	0.0088 J	0.012 J	0.015	0.019	0.0056	0.0073
Naphthalene	*0.49*	*1.5*	0.0047	0.0028	<0.0001	0.02 J	0.009 J	0.0082	0.0013	0.095	0.31 J	0.44 J	**0.96 J**	**1.6 J**	0.017	0.021
Nitrobenzene	*0.049*	*0.15*	<0.00038	<0.00009	<0.00009	<0.00009	<0.00009	<0.00009	<0.00009	<0.00009	<0.00005	<0.00005	<0.00005	<0.00005	<0.00005	<0.00005
N-Nitrosodiphenylamine	*0.19*	*0.42*	<0.00024	<0.00009	<0.00009	<0.00009	<0.00009	<0.00009	<0.00009	<0.00009	<0.00005	<0.00005	<0.00005	<0.00005	<0.00005	<0.00005
Pentachlorophenol	*0.001*	*0.001*	<0.00019	<0.00008	<0.00008	<0.00008	<0.00008	<0.00008	<0.00008	<0.00008	<0.00005	<0.00005	<0.00005	<0.00005	<0.00005	<0.00005
Phenanthrene	*0.73*	*2.2*	0.00028 J	0.00037	<0.00007	0.00032	0.00024	0.00065	<0.00007	0.0048	0.0046 J	0.0068 J	0.0038	0.0032	0.0058 J	0.0026 J
Phenol	*7.3*	*22*	<0.00019	<0.00007	<0.00007	<0.00007	<0.00007	<0.00007	<0.00007	<0.00007	0.00005 J	0.00091 J	<0.00005	<0.00005	<0.00005	<0.00005
Pyrene	*0.73*	*2.2*	0.00167	0.0024	<0.00007	0.0019	0.0018	0.0016	0.0015	0.0035	0.0025	0.0026	0.0021	0.0022	0.0035	0.0032
Metals																
Arsenic	*0.01*	*0.01*														

Notes:

1. All values in milligrams per liter (mg/L).
2. Concentrations > RAL and non-detects are highlighted light gray.
3. Concentrations > C/I AL and non-detects are highlighted dark gray
4. TRRP Protective Concentration Limits (PCLs) (30 TAC §350, Table 3), updated January 2021.
5. RAL = Residential Assessment Level, C/I = Commercial/Industrial
6. J = Estimated value, < = not detected at the specified detection limit.
7. MW-32A was screened in the B-CZ & replaced with MW-32AR
8. Based on historical data, MW-25A and MW-25C were likely mislabeled in March 2018 and results are provided correctly in this table.

TABLE 2
ANALYTICAL RESULTS SUMMARY (2008 - 2022)
CLASS 2 GROUNDWATER
HOUSTON, TX - WOOD PRESERVING WORKS

	Residential Assessment Level	***C/I PCL***	MW-33A 02/12/2013	MW-33A 02/12/2013 Duplicate	MW-33A 08/07/2013	MW-33A 08/07/2013 Duplicate	MW-33A 01/23/2014	MW-33A 01/23/2014 Duplicate	MW-33A 08/28/2014	MW-33A 08/28/2014 Duplicate	MW-33A 01/30/2018	MW-33A 01/30/2018	MW-33A 03/27/2018	MW-33A 03/27/2018 Duplicate	MW-33A 06/05/2018	MW-33A 06/05/2018 Duplicate
Volatile Organic Compounds																
1,2-Dichloroethane	*0.005*	*0.005*	<0.00014	<0.00014	<0.00014	<0.00014	<0.0002	<0.0002	<0.00014	<0.00014	<0.0002	<0.0002	<0.0002	<0.0002	<0.0002	<0.0002
Benzene	*0.005*	*0.005*	**0.00782**	**0.00782**	**0.165**	**0.174**	**0.223**	**0.223**	0.00236 J	0.00389 J	<0.0002	<0.0002	<0.0002	<0.0002	<0.0002	<0.0002
Chlorobenzene	*0.1*	*0.1*	<0.00012	<0.00012	0.000185 J	0.000189 J	0.000214 J	<0.00018	<0.00012	<0.00012	<0.0003	<0.0003	<0.0003	<0.0003	<0.0003	<0.0003
Ethylbenzene	*0.7*	*0.7*	0.0022	0.00216	0.109	0.117	0.135	0.134	0.0014 J	0.00224 J	<0.0003	<0.0003	<0.0003	<0.0003	<0.0003	<0.0003
Methylene chloride	*0.005*	*0.005*	<0.00015	<0.00015	<0.00015	<0.00015	<0.00022	<0.00022	<0.00015	<0.00015	<0.001	<0.001	<0.001	<0.001	<0.001	<0.001
Toluene	*1*	*1*	<0.00015	<0.00015	0.00639	0.00672	0.23	0.229	<0.00015	<0.00015	<0.0002	<0.0002	<0.0002	<0.0002	<0.0002	<0.0002
Vinyl chloride	*0.002*	*0.002*			<0.00011	<0.00011					<0.0002	<0.0002	<0.0002			
Xylenes (total)	*10*	*10*	0.00223 J	0.00229 J	0.172	0.186	0.188	0.19	0.000632 J	0.000872 J	<0.0003	<0.0003	<0.0003	<0.0003	<0.0003	<0.0003
Semivolatile Organic Compounds																
1,2-Diphenylhydrazine	*0.0011*	*0.0026*	<0.000105	<0.000105	**<0.00519**	**<0.00519**	**<0.104**	**<0.106**	<0.000108	<0.000108	<0.000021	<0.000021	<0.000021	<0.000021	<0.000021	<0.000021
2,4-Dimethylphenol	*0.49*	*1.5*	0.00623	0.0199	**0.888**	**0.801**	**1.44**	**1.54**	0.0212 J	0.0608 J	<0.0002	<0.00021	<0.00004	<0.00004	<0.00004	<0.00004
2,4-Dinitrotoluene	*0.0013*	*0.003*	<0.000124	<0.000124	**<0.00613**	**<0.00613**	**<0.123**	**<0.125**	<0.000127	<0.000127	<0.000058	<0.000058	<0.000058	<0.000058	<0.000058	<0.000058
2,6-Dinitrotoluene	*0.0013*	*0.003*	<0.0000762	<0.0000762	**<0.00377**	**<0.00377**	**<0.0755**	**<0.0769**	<0.0000784	<0.0000784	<0.000042	<0.000042	<0.000042	<0.000042	<0.000042	<0.000042
2-Chloronaphthalene	*2*	*5.8*	<0.0000762	<0.0000762	<0.00377	<0.00377	<0.0755	<0.0769	<0.0000784	<0.0000784	<0.000021	<0.000021	<0.000021	<0.000021	<0.000021	<0.000021
2-Methylnaphthalene	*0.098*	*0.29*	0.00345	0.0149	**0.195**	**0.16**	**0.263 J**	**0.27 J**	0.0216 J	0.0524 J	<0.000019	<0.000019	<0.000019	<0.000019	<0.000019	<0.000019
4,6-Dinitro-2-methylphenol	*0.0024*	*0.0073*	<0.00079	<0.00079	**<0.0392**	**<0.0392**	**<0.783**	**<0.798**	<0.000814	<0.000814	<0.00002	<0.00002	<0.00002	<0.00002	<0.00002	<0.00002
4-Nitrophenol	*0.049*	*0.15*	<0.000533	<0.000533	<0.0264	<0.0264	**<0.528**	**<0.538**	<0.000549	<0.000549	<0.000047	<0.000047	<0.000047	<0.000047	<0.000047	<0.000047
Acenaphthene	*1.5*	*4.4*	0.0279	0.0374 J	0.157	0.151	0.288 J	0.217 J	0.046 J	0.0692 J	0.0005	0.00016	<0.000027	<0.000027	0.00018 J	0.00097 J
Acenaphthylene	*1.5*	*4.4*	<0.0000571	0.000358 J	<0.00283	<0.00283	<0.0566	<0.0577	0.00041 J	0.000636 J	0.000022 J	<0.000015	<0.000015	<0.000015	<0.000015	<0.000015
Anthracene	*7.3*	*22*	0.000748	0.000801	0.0049 J	0.00487 J	<0.0472	<0.0481	0.00132 J	0.00184 J	<0.000014	<0.000014	<0.000014	<0.000014	0.000021 J	<0.000014
Benzo(a)anthracene	*0.0091*	*0.02*	0.000174 J	0.000211 J	<0.00377	<0.00377	**<0.0755**	**<0.0769**	0.000288 J	0.000318 J	0.000077 J	<0.00005	<0.00005	<0.00005	0.000077 J	0.000091 J
Benzo(a)pyrene	*0.0002*	*0.0002*	<0.0000762	<0.0000762	**<0.00377**	**<0.00377**	**<0.0755**	**<0.0769**	<0.0000784	<0.0000784	<0.00002	<0.00002	<0.00002	<0.00002	<0.00002	<0.00002
bis(2-Chloroethoxy)methane	*0.00083*	*0.0019*	<0.000124	<0.000124	**<0.00613**	**<0.00613**	**<0.123**	**<0.125**	<0.000127	0.000476 J	<0.00003	<0.00003	<0.00003	<0.00003	<0.00003	<0.00003
bis(2-Ethylhexyl)phthalate (DEHP)	*0.006*	*0.006*	<0.000352	<0.000352	**<0.0175**	**<0.0175**	**<0.349**	**<0.356**	0.000363 J	0.000363 J	<0.000037	<0.000044	<0.000037	<0.000037	0.000078 J	0.00014 J
Chrysene	*0.91*	*2*	0.000114 J	0.000106 J	<0.00377	<0.00377	<0.0755	<0.0769	0.000168 J	0.000178 J	<0.000021	<0.000021	0.000047 J	<0.000021	0.00005 J	0.000061 J
Dibenzofuran	*0.098*	*0.29*	0.00262	0.00699	0.0728	0.0717	**0.148 J**	**0.108 J**	0.0164 J	0.0334 J	0.000042 J	<0.00002	<0.00002	0.000036 J	0.00002 J	0.000038 J
Di-n-butylphthalate (DBP)	*2.4*	*7.3*	<0.000105	<0.000105	<0.00519	<0.00519	<0.104	<0.106	<0.000108	<0.000108	<0.00002	<0.00002	<0.00002	<0.00002	0.000039 J	<0.00002
Fluoranthene	*0.98*	*2.9*	0.00212	0.0025	0.00385 J	0.00435 J	0.0703 J	<0.0673	0.00395	0.00426	0.0006	0.00034	0.00052	0.00052	0.00045 J	0.0006 J
Fluorene	*0.98*	*2.9*	0.00641	0.00994	0.0668	0.0623	0.145 J	0.0939 J	0.0146 J	0.0224 J	<0.00003	<0.00003	<0.00003	<0.00003	0.000059 J	0.00017
Naphthalene	*0.49*	*1.5*	0.112	0.382 J	**4.98**	**4.07**	**5.82**	**5.3**	0.489 J	**1.02 J**	<0.00033	<0.00035	<0.00002	0.00013	<0.00019	<0.00002
Nitrobenzene	*0.049*	*0.15*	<0.000105	<0.000105	<0.00519	<0.00519	**<0.104**	**<0.106**	0.000108 J	0.00936 J	<0.000024	<0.000024	<0.000024	<0.000024	<0.000024	<0.000024
N-Nitrosodiphenylamine	*0.19*	*0.42*	<0.0000952	<0.0000952	<0.00472	<0.00472	<0.0943	<0.0962	<0.000098	<0.000098	<0.000025	<0.000025	<0.000025	<0.000025	<0.000025	<0.000025
Pentachlorophenol	*0.001*	*0.001*	<0.000581	<0.000581	**<0.0288**	**<0.0288**	**<0.575**	**<0.587**	<0.000598	<0.000598	<0.000079	<0.000079	<0.000079	<0.000079	<0.000079	<0.000079
Phenanthrene	*0.73*	*2.2*	0.000488	0.000987	0.0232 J	0.0236	0.18 J	0.135 J	0.00427 J	0.00736 J	<0.000021	<0.000021	<0.000021	<0.000021	0.000085 J	<0.000021
Phenol	*7.3*	*22*	<0.0000381	<0.0000381	<0.00189	<0.00189	0.203 J	0.108 J	<0.0000392	<0.0000392	<0.0002	<0.00025	<0.000035	<0.000035	<0.000035	<0.000035
Pyrene	*0.73*	*2.2*	0.00283	0.00336	<0.00519	<0.00519	<0.104	<0.106	0.0043	0.00471	0.00028	0.000041 J	0.00057	0.00062	0.00073	0.001
Metals																
Arsenic	*0.01*	*0.01*									**0.0197**	**0.0202**	**0.0186**	**0.0201**	0.00573	0.00584

Notes:

1. All values in milligrams per liter (mg/L).
2. Concentrations > RAL and non-detects are highlighted light gray.
3. Concentrations > C/I AL and non-detects are highlighted dark gray
4. TRRP Protective Concentration Limits (PCLs) (30 TAC §350, Table 3), updated January 2021.
5. RAL = Residential Assessment Level, C/I = Commercial/Industrial
6. J = Estimated value, < = not detected at the specified detection limit.
7. MW-32A was screened in the B-CZ & replaced with MW-32AR
8. Based on historical data, MW-25A and MW-25C were likely mislabeled in March 2018 and results are provided correctly in this table.

TABLE 2
ANALYTICAL RESULTS SUMMARY (2008 - 2022)
CLASS 2 GROUNDWATER
HOUSTON, TX - WOOD PRESERVING WORKS

	Residential Assessment Level	***C/I PCL***	MW-33A 01/22/2019	MW-33A 01/22/2019 Duplicate	MW-33A 07/17/2019	MW-33A 07/17/2019 Duplicate	MW-33A 01/20/2020	MW-33A 01/20/2020 Duplicate	MW-33A 07/28/2020	MW-33A 07/28/2020 Duplicate	MW-33A 08/18/2020	MW-33A 08/18/2020 Duplicate	MW-33A 01/19/2021	MW-33A 01/19/2021 Duplicate	MW-33A 07/21/2021	MW-33A 07/21/2021 Duplicate
Volatile Organic Compounds																
1,2-Dichloroethane	*0.005*	*0.005*	<0.0002	<0.0002	<0.0002	<0.0002	<0.0002	<0.0002	<0.0002	<0.0002			<0.0002	<0.0002	<0.0002	<0.0002
Benzene	*0.005*	*0.005*	<0.0002	<0.0002	<0.0002	<0.0002	<0.0002	<0.0002	<0.0002	<0.0002			<0.0002	<0.0002	<0.0002	<0.0002
Chlorobenzene	*0.1*	*0.1*	<0.0003	<0.0003	<0.0003	<0.0003	<0.0003	<0.0003	<0.0003	<0.0003			<0.0003	<0.0003	<0.0003	<0.0003
Ethylbenzene	*0.7*	*0.7*	<0.0003	<0.0003	<0.0003	<0.0003	<0.0003	<0.0003	<0.0003	<0.0003			<0.0003	<0.0003	<0.0003	<0.0003
Methylene chloride	*0.005*	*0.005*	<0.001	<0.001	<0.001	<0.001	<0.001	<0.001	<0.001	<0.001			<0.001	<0.001	<0.001	<0.001
Toluene	*1*	*1*	<0.0002	<0.0002	<0.0002	<0.0002	<0.0002	<0.0002	<0.0002	<0.0002			<0.0002	<0.0002	<0.0002	<0.0002
Vinyl chloride	*0.002*	*0.002*					<0.0002	<0.0002								
Xylenes (total)	*10*	*10*	<0.0003	<0.0003	<0.0003	<0.0003	<0.0003	<0.0003	<0.0003	<0.0003			<0.0003	<0.0003	<0.0003	<0.0003
Semivolatile Organic Compounds																
1,2-Diphenylhydrazine	*0.0011*	*0.0026*	<0.000021	<0.000021	<0.000021	<0.000021	<0.000021	<0.000021			<0.000021	<0.000022	<0.000021	<0.000021	<0.000021	<0.000021
2,4-Dimethylphenol	*0.49*	*1.5*	<0.00004	<0.00004	<0.00004	<0.00004	<0.00004	<0.00004			<0.00004	<0.000041	<0.00004	<0.00004	<0.00004	<0.00004
2,4-Dinitrotoluene	*0.0013*	*0.003*	<0.000058	<0.000058	<0.000058	<0.000058	<0.000058	<0.000058			<0.000058	<0.00006	<0.000058	<0.000058	<0.000058	<0.000058
2,6-Dinitrotoluene	*0.0013*	*0.003*	<0.000042	<0.000042	<0.000042	<0.000042	<0.000042	<0.000042			<0.000042	<0.000043	<0.000042	<0.000042	<0.000042	<0.000042
2-Chloronaphthalene	*2*	*5.8*	<0.000021	<0.000021	<0.000021	<0.000021	<0.000021	<0.000021			<0.000021	<0.000022	<0.000021	<0.000021	<0.000021	<0.000021
2-Methylnaphthalene	*0.098*	*0.29*	<0.000019	<0.000019	<0.000019	<0.000019	<0.000063	<0.000095			<0.000019	<0.00002	<0.000019	<0.000064	<0.000019	<0.000019
4,6-Dinitro-2-methylphenol	*0.0024*	*0.0073*	<0.00002	<0.00002	<0.00002	<0.00002	<0.00002	<0.00002			<0.00002	<0.000021	<0.00002	<0.00002	<0.00002	<0.00002
4-Nitrophenol	*0.049*	*0.15*	<0.000047	<0.000047	<0.000047	<0.000047	<0.000047	<0.000047			<0.000047	<0.000048	<0.000047	<0.000047	<0.000047	<0.000047
Acenaphthene	*1.5*	*4.4*	<0.000027	<0.000027	0.000098 J	<0.000027	0.00073 J	0.0011 J			<0.000027	<0.000028	<0.000027	<0.00045	<0.000027 J	0.00028 J
Acenaphthylene	*1.5*	*4.4*	<0.000015	<0.000015	<0.000015	<0.000015	0.000049 J	0.000038 J			<0.000015	<0.000015	<0.000015	0.000021 J	<0.000015	<0.000015
Anthracene	*7.3*	*22*	<0.000014	<0.000014	<0.000014	<0.000014	0.000057 J	0.000044 J			<0.000014	<0.000014	<0.000014	<0.000025	<0.000014	<0.000014
Benzo(a)anthracene	*0.0091*	*0.02*	<0.00005	0.000062 J	<0.00005	<0.00005	0.00012	0.00012			0.00011	0.00014	<0.00005	0.000065 J	0.00013	0.00013
Benzo(a)pyrene	*0.0002*	*0.0002*	<0.00002	<0.00002	<0.00002	<0.00002	0.000066 J	0.000072 J			<0.00002	<0.000021	<0.00002	<0.00002	<0.00002	<0.00002
bis(2-Chloroethoxy)methane	*0.00083*	*0.0019*	<0.00003	<0.00003	<0.00003	<0.00003	<0.00003	<0.00003			<0.00003	<0.000031	<0.00003	<0.00003	<0.00003	<0.00003
bis(2-Ethylhexyl)phthalate (DEHP)	*0.006*	*0.006*	<0.000037	<0.000037	<0.00022	<0.000084	<0.000037	<0.000037			<0.000037	<0.000038	<0.000037	<0.000037	0.00011 J	0.00011 J
Chrysene	*0.91*	*2*	0.000025 J	0.000034 J	<0.000021	<0.000021	0.000078 J	0.000093 J			<0.000021	<0.000022	<0.000021	0.000029	0.000084	0.000081
Dibenzofuran	*0.098*	*0.29*	<0.00002	<0.00002	<0.00002	<0.00002	0.000096 J	0.000067 J			<0.00002	<0.000021	<0.00002	<0.00009	<0.00002	<0.00002
Di-n-butylphthalate (DBP)	*2.4*	*7.3*	<0.00002	<0.00002	<0.00002	<0.00002	<0.00002	<0.00002			<0.00002	<0.000021	<0.00002	<0.000029	<0.00002	<0.00002
Fluoranthene	*0.98*	*2.9*	0.00033	0.00044	0.00016	0.00017	0.00035 J	0.00057 J			0.00067	0.00097	<0.00001	0.000075 J	0.0011	0.0011
Fluorene	*0.98*	*2.9*	<0.00003	<0.00003	<0.00003	<0.00003	0.000059 J	0.000072 J			<0.00003	<0.000031	<0.00003	<0.00013	<0.00003	<0.00003
Naphthalene	*0.49*	*1.5*	<0.00002	<0.00002	<0.000076	<0.000096	<0.0005	<0.00066			<0.00002	<0.000021	<0.0002	<0.00014	<0.0002	<0.00017
Nitrobenzene	*0.049*	*0.15*	<0.000024	<0.000024	<0.000024	<0.000024	<0.000024	<0.000024			<0.000024	<0.000025	<0.000024	<0.000024	<0.000024	<0.000024
N-Nitrosodiphenylamine	*0.19*	*0.42*	<0.000025	<0.000025	<0.000025	<0.000025	<0.000025	<0.000025			<0.000025	<0.000026	<0.000025	<0.000025	<0.000025	<0.000025
Pentachlorophenol	*0.001*	*0.001*	<0.000079	<0.000079	<0.000079	<0.000079	<0.000079	<0.000079			<0.000079	<0.000081	<0.000079	<0.000079	<0.000079	<0.000079
Phenanthrene	*0.73*	*2.2*	<0.000021	<0.000021	<0.000021	<0.000021	<0.000056	<0.000046			<0.000021	<0.000022	<0.000021	<0.000047	<0.000021	<0.000021
Phenol	*7.3*	*22*	<0.000035	<0.000035	0.00011 J	0.000053 J	<0.000035	<0.000035			<0.000035	<0.000036	0.000087 J	<0.000035	<0.000035	0.000064 J
Pyrene	*0.73*	*2.2*	0.00015	0.00034	0.00028	0.00069	<0.00019	0.00052 J			0.0011	0.0015	<0.000019	<0.000019	0.0022	0.0022
Metals																
Arsenic	*0.01*	*0.01*	0.01	0.00995	**0.0155**	**0.0147**	0.0081	0.00755	0.00119 J	0.00125 J			0.00313	0.0035	0.00464	0.00386

Notes:
1. All values in milligrams per liter (mg/L).
2. Concentrations > RAL and non-detects are highlighted light gray.
3. Concentrations > C/I AL and non-detects are highlighted dark gray
4. TRRP Protective Concentration Limits (PCLs) (30 TAC §350, Table 3), updated January 2021.
5. RAL = Residential Assessment Level, C/I = Commercial/Industrial
6. J = Estimated value, < = not detected at the specified detection limit.
7. MW-32A was screened in the B-CZ & replaced with MW-32AR
8. Based on historical data, MW-25A and MW-25C were likely mislabeled in March 2018 and results are provided correctly in this table.

TABLE 2
ANALYTICAL RESULTS SUMMARY (2008 - 2022)
CLASS 2 GROUNDWATER
HOUSTON, TX - WOOD PRESERVING WORKS

	Residential Assessment Level	***C/I PCL***	MW-33A 01/25/2022	MW-33A 01/25/2022 Duplicate	MW-34C 01/29/2008 DNAPL	MW-34C 02/08/2012	MW-34CR 07/29/2014	MW-34CR 01/29/2018	MW-34CR 03/27/2018	MW-34CR 06/05/2018	MW-34CR 01/15/2019	MW-34CR 07/28/2020	MW-34CR 08/18/2020	MW-34CR 01/26/2021	MW-34CR 07/23/2021	MW-34CR 01/11/2022
Volatile Organic Compounds																
1,2-Dichloroethane	*0.005*	*0.005*	<0.0002	<0.0002	<0.00052	0.001 J	<0.00014	<0.0002	<0.0002	<0.0002	<0.0002	<0.0002		<0.0002	<0.0002	<0.0002
Benzene	*0.005*	*0.005*	<0.0002	<0.0002	**0.0287**	0.0014 J	0.000154 J	<0.0002	<0.0002	<0.0002	<0.0002	0.0013		0.0023	0.0038	<0.0002
Chlorobenzene	*0.1*	*0.1*	<0.0003	<0.0003	<0.00047	0.001 J	<0.00012	<0.0003	<0.0003	<0.0003	<0.0003	<0.0003		<0.0003	<0.0003	<0.0003
Ethylbenzene	*0.7*	*0.7*	<0.0003	<0.0003	0.0903	0.0039 J	<0.00011	<0.0003	<0.0003	<0.0003	<0.0003	0.00098 J		0.0014	0.0024	<0.0003
Methylene chloride	*0.005*	*0.005*	<0.001	<0.001	<0.00054	0.0013 J	<0.00015	<0.001	<0.001	<0.001	<0.001	<0.001		<0.001	<0.001	<0.001
Toluene	*1*	*1*	<0.0002	<0.0002	0.0832	0.0041 J	<0.00015	<0.0002	<0.0002	<0.0002	<0.0002	0.00086 J		0.0011	0.023	<0.0002
Vinyl chloride	*0.002*	*0.002*														
Xylenes (total)	*10*	*10*	<0.0003	<0.0003	0.25	0.0077 J	<0.00026	<0.0003	<0.0003	<0.0003	<0.0003	0.0007 J		0.0023	0.0026	<0.0003
Semivolatile Organic Compounds																
1,2-Diphenylhydrazine	*0.0011*	*0.0026*	<0.000021	<0.000021	**<0.002**	0.00005 J	<0.000108	<0.000021	<0.000021	<0.000021	<0.000021		<0.000021	<0.000021	<0.000021	<0.000021
2,4-Dimethylphenol	*0.49*	*1.5*	<0.00004	<0.00004	<0.0059	0.00022 J	<0.000304	<0.00004	<0.00004	<0.00004	<0.00004		<0.000041	<0.00004	<0.00004	<0.00004
2,4-Dinitrotoluene	*0.0013*	*0.003*	<0.000058	<0.000058	**<0.004**	0.00005 J	<0.000127	<0.000058	<0.000058	<0.000058	<0.000058		<0.000059	<0.000058	<0.000058	<0.000058
2,6-Dinitrotoluene	*0.0013*	*0.003*	<0.000042	<0.000042	**<0.004**	0.00006 J	<0.0000784	0.0001 J	<0.000042	<0.000042	<0.000042		<0.000043	<0.000042	<0.000042	<0.000042
2-Chloronaphthalene	*2*	*5.8*	<0.000021	<0.000021	<0.0079	0.00005 J	<0.0000784	<0.000021	<0.000021	<0.000021	<0.000021		<0.000021	<0.000021	<0.000021	<0.000021
2-Methylnaphthalene	*0.098*	*0.29*	<0.000019	<0.000019	**0.437**	0.00011 J	0.000255 J	<0.000019	<0.000019	<0.000019	<0.000079		<0.000019	<0.000019	0.00023	0.000092 J
4,6-Dinitro-2-methylphenol	*0.0024*	*0.0073*	<0.00002	<0.00002	**<0.004**	0.00008 J	<0.000814	<0.00002	<0.00002	<0.00002	<0.00002		<0.00002	<0.00002	<0.00002	<0.00002
4-Nitrophenol	*0.049*	*0.15*	<0.000047	<0.000047	<0.005	0.00005 J	<0.000549	<0.000047	<0.000047	<0.000047	<0.000047		<0.000048	<0.000047	<0.000047	<0.000047
Acenaphthene	*1.5*	*4.4*	0.00016 J	0.00037 J	0.365	0.00005 J	<0.0000784	<0.000027	<0.000027	<0.000027	0.000029 J		<0.000028	<0.000027	0.0075	0.000063 J
Acenaphthylene	*1.5*	*4.4*	<0.000015	<0.000015	<0.0059	0.00005 J	<0.0000588	<0.000015	<0.000015	<0.000015	<0.000015		<0.000015	<0.000015	0.00011	<0.000015
Anthracene	*7.3*	*22*	<0.000014	<0.000014	0.0712	0.00005 J	<0.000049	<0.000014	<0.000014	<0.000014	<0.000014		<0.000014	0.000031 J	0.00094	0.000034 J
Benzo(a)anthracene	*0.0091*	*0.02*	0.0002	0.0002	**0.017**	0.00005 J	<0.0000784	<0.00005	<0.00005	<0.00005	<0.00005		<0.000051	<0.00005	0.000057 J	0.000069 J
Benzo(a)pyrene	*0.0002*	*0.0002*	<0.00002	<0.00002	**0.0065**	0.00005 J	<0.0000784	<0.00002	<0.00002	<0.00002	<0.00002		<0.00002	0.000021 J	<0.00002	0.000067 J
bis(2-Chloroethoxy)methane	*0.00083*	*0.0019*	<0.00003	<0.00003	**<0.0079**	0.00005 J	<0.000127	<0.00003	<0.00003	<0.00003	<0.00003		<0.000031	<0.00003	<0.00003	<0.00003
bis(2-Ethylhexyl)phthalate (DEHP)	*0.006*	*0.006*	<0.000037	<0.000037	**0.0076**	0.00053 J	<0.000799	<0.000037	<0.000037	0.000081 J	<0.000037		<0.000038	<0.000097	0.000062 J	0.000096 J
Chrysene	*0.91*	*2*	0.00016	0.00012	0.0128	0.00005 J	<0.0000784	<0.000021	<0.000021	<0.000021	<0.000021		<0.000021	<0.000021	0.000071	0.00014
Dibenzofuran	*0.098*	*0.29*	0.00014	<0.00002	**0.412**	0.000071 J	<0.0000784	<0.00002	<0.00002	<0.00002	0.000027 J		<0.00002	<0.00002	0.0066	<0.00002
Di-n-butylphthalate (DBP)	*2.4*	*7.3*	<0.00002	<0.00002	<0.004	0.00005 J	<0.000108	<0.00002	<0.00002	<0.00002	0.000021 J		0.00027	<0.000033	<0.00002	<0.00002
Fluoranthene	*0.98*	*2.9*	0.0022 J	0.0016 J	0.14	0.00017 J	<0.0000686	<0.00001	<0.00001	<0.00001	0.000014 J		<0.00001	<0.000022	0.0015	0.000094 J
Fluorene	*0.98*	*2.9*	<0.00003	<0.00003	0.228	0.00011 J	<0.0000686	<0.00003	<0.00003	<0.00003	<0.00003		<0.000031	<0.00003	0.0046	0.000058 J
Naphthalene	*0.49*	*1.5*	<0.00002	<0.00011	**5.87**	0.00043 J	0.00282	<0.00017	<0.00002	<0.00023	<0.00069		<0.00002	<0.00002	0.019	<0.0003
Nitrobenzene	*0.049*	*0.15*	<0.000024	<0.000024	<0.0079	0.00005 J	<0.000108	<0.000024	<0.000024	<0.000024	<0.000024		<0.000024	<0.000024	<0.000024	<0.000024
N-Nitrosodiphenylamine	*0.19*	*0.42*	<0.000025	<0.000025	<0.005	0.00005 J	<0.000098	<0.000025	<0.000025	<0.000025	<0.000025		<0.000026	<0.000025	<0.000025	<0.000025
Pentachlorophenol	*0.001*	*0.001*	<0.000079	<0.000079	**<0.004**	0.00005 J	<0.000598	0.00013 J	<0.000079	<0.000079	<0.000079		<0.000081	<0.000079	<0.000079	<0.000079
Phenanthrene	*0.73*	*2.2*	<0.000021	<0.000021	0.431	0.0001 J	<0.0000588	<0.000021	<0.000021	<0.000021	<0.000021		<0.000021	<0.000021	0.0029	0.000064 J
Phenol	*7.3*	*22*	<0.000035	<0.000035	<0.004	0.000072 J	<0.0000392	<0.000035	<0.000035	<0.000035	<0.000035		<0.000036	0.000067 J	<0.000035	<0.000035
Pyrene	*0.73*	*2.2*	0.0038 J	0.0028 J	0.0853	0.00021 J	<0.000108	<0.000019	<0.000019	<0.000019	<0.000019		<0.000019	<0.000019	0.00072	0.0001
Metals																
Arsenic	*0.01*	*0.01*	0.00621	0.00599				0.00106 J	0.000801 J	0.000689 J	0.00132 J	<0.0004		<0.0004	0.00121 J	0.00166 J

Notes:

1. All values in milligrams per liter (mg/L).
2. Concentrations > RAL and non-detects are highlighted light gray.
3. Concentrations > C/I AL and non-detects are highlighted dark gray
4. TRRP Protective Concentration Limits (PCLs) (30 TAC §350, Table 3), updated January 2021.
5. RAL = Residential Assessment Level, C/I = Commercial/Industrial
6. J = Estimated value, < = not detected at the specified detection limit.
7. MW-32A was screened in the B-CZ & replaced with MW-32AR
8. Based on historical data, MW-25A and MW-25C were likely mislabeled in March 2018 and results are provided correctly in this table.

TABLE 2
ANALYTICAL RESULTS SUMMARY (2008 - 2022)
CLASS 2 GROUNDWATER
HOUSTON, TX - WOOD PRESERVING WORKS

	Residential Assessment Level	***C/I PCL***	MW-35A 01/29/2008	MW-35A 07/14/2008	MW-35A 02/03/2009	MW-35A 01/14/2010	MW-35A 06/30/2010	MW-35A 01/27/2011	MW-35A 07/20/2011	MW-35A 02/15/2012	MW-35A 07/18/2012	MW-35A 02/07/2013	MW-35A 08/08/2013	MW-35A 01/24/2014	MW-35A 07/24/2014	MW-35A 01/25/2018
Volatile Organic Compounds																
1,2-Dichloroethane	*0.005*	*0.005*	<0.00052	<0.00052	<0.0005	<0.0005	<0.0005	<0.0005	<0.001	<0.001	<0.0005	<0.00014	<0.00014	<0.0002	<0.00014	<0.0002
Benzene	*0.005*	*0.005*	<0.00025	<0.00025	<0.0005	<0.0005	<0.0005	<0.0005	<0.001	<0.001	<0.0005	<0.00008	<0.00008	0.000367 J	0.00021 J	<0.0002
Chlorobenzene	*0.1*	*0.1*	<0.00047	<0.00047	<0.0005	<0.0005	<0.0005	<0.0005	<0.001	<0.001	<0.0005	<0.00012	<0.00012	<0.00018	0.00015 J	<0.0003
Ethylbenzene	*0.7*	*0.7*	<0.00025	<0.00025	<0.0005	0.0015 J	<0.0005	<0.0005	<0.0011	<0.0011	0.0015 J	<0.00011	<0.00011	<0.00019	0.000473 J	<0.0003
Methylene chloride	*0.005*	*0.005*	<0.00054	<0.00054	<0.0005	<0.0005	<0.0005	<0.0005	<0.0013	<0.0013	<0.001	<0.00015	<0.00015	<0.00022	<0.00015	<0.001
Toluene	*1*	*1*	<0.00041	<0.00041	<0.0005	<0.0005	<0.0005	<0.0005	<0.001	<0.001	<0.0005	<0.00015	<0.00015	<0.00017	<0.00015	<0.0002
Vinyl chloride	*0.002*	*0.002*											<0.00011		<0.00011	
Xylenes (total)	*10*	*10*	<0.00127	<0.00127	<0.001	<0.001	<0.001	<0.001	<0.0031	<0.0031	<0.0015	<0.00026	0.000309 J	<0.00058	<0.00026	<0.0003
Semivolatile Organic Compounds																
1,2-Diphenylhydrazine	*0.0011*	*0.0026*	<0.00008	0.00012 J	<0.0001	<0.0001	0.0003	<0.0001	<0.00005	<0.00005	<0.00005	<0.000105	<0.000108	<0.000104	<0.000106	<0.000021
2,4-Dimethylphenol	*0.49*	*1.5*	<0.0003	<0.00028	<0.00008	<0.00008	<0.00008	<0.00008	<0.00005	<0.00005	<0.00005	<0.000295	<0.000304	<0.000292	<0.000298	<0.00004
2,4-Dinitrotoluene	*0.0013*	*0.003*	<0.0002	<0.00019	<0.00009	<0.00009	<0.00009	<0.00009	<0.00005	<0.00005	<0.00005	<0.000124	<0.000127	<0.000123	<0.000125	<0.000058
2,6-Dinitrotoluene	*0.0013*	*0.003*	<0.0002	<0.00019	<0.00007	<0.00007	<0.00007	<0.00007	<0.00006	<0.00006	<0.00006	<0.0000762	<0.0000784	<0.0000755	<0.0000769	<0.000042
2-Chloronaphthalene	*2*	*5.8*	<0.0004	<0.00038	<0.00012	<0.0001	<0.0001	<0.0001	<0.00005	<0.00005	<0.00005	<0.0000762	<0.0000784	<0.0000755	<0.0000769	<0.000021
2-Methylnaphthalene	*0.098*	*0.29*	<0.0004	<0.00038	<0.00007	0.00061	<0.00007	<0.00007	<0.00005	<0.00005	0.0063	0.000239 J	<0.0000686	0.00035 J	0.000151 J	0.0019
4,6-Dinitro-2-methylphenol	*0.0024*	*0.0073*	<0.0002	<0.00019	<0.00008	<0.00008	<0.00008	<0.00008	<0.00008	<0.00008	<0.00008	<0.00079	<0.000814	<0.000783	<0.000798	<0.00002
4-Nitrophenol	*0.049*	*0.15*	<0.00025	<0.00024	<0.00007	<0.00007	<0.00007	<0.00007	<0.00005	<0.00005	<0.00005	<0.000533	<0.000549	<0.000528	<0.000538	<0.000047
Acenaphthene	*1.5*	*4.4*	0.0176	0.00656	0.0035	0.017	0.0077	0.00069	0.00091	0.00041	0.0072	0.0196	0.0181 J	0.0551	0.0294	0.0076
Acenaphthylene	*1.5*	*4.4*	<0.0003	<0.00028	<0.00006	0.00011 J	<0.00007	<0.00007	<0.00005	<0.00005	<0.00005	<0.0000571	<0.0000588	0.000754	<0.0000577	<0.000015
Anthracene	*7.3*	*22*	0.000542	0.00023 J	<0.00007	0.00043	0.00035	<0.00007	<0.00005	<0.00005	0.0013	0.000389 J	<0.000049	0.00111	0.000601	0.00038
Benzo(a)anthracene	*0.0091*	*0.02*	<0.0002	<0.00019	<0.00007	<0.00007	<0.00007	<0.00007	<0.00005	<0.00005	0.0003	<0.0000762	<0.0000784	<0.0000755	<0.0000769	0.000054 J
Benzo(a)pyrene	*0.0002*	*0.0002*	<0.0002	<0.00019	<0.00008	<0.00008	<0.00008	<0.00008	<0.00005	<0.00005	<0.00005	<0.0000762	<0.0000784	<0.0000755	<0.0000769	<0.00002
bis(2-Chloroethoxy)methane	*0.00083*	*0.0019*	<0.0004	<0.00038	<0.00009	<0.00009	<0.00009	<0.00009	<0.00005	<0.00005	<0.00005	<0.000124	<0.000127	<0.000123	<0.000125	<0.00003
bis(2-Ethylhexyl)phthalate (DEHP)	*0.006*	*0.006*	0.00453	<0.00019	0.00024	<0.00045	<0.00048	0.0004	<0.00099	<0.00013	0.00014 J	<0.000352	<0.000363	<0.000349	<0.000356	0.00011 J
Chrysene	*0.91*	*2*	<0.0002	<0.00019	<0.00007	<0.00007	<0.00007	<0.00007	<0.00005	<0.00005	0.00027	<0.0000762	<0.0000784	<0.0000755	<0.0000769	0.00005 J
Dibenzofuran	*0.098*	*0.29*	0.00819	0.00319	0.0014	0.005	0.0026	0.00011 J	0.00013 J	0.00008 J	0.0043	0.000429 J	0.000141 J	0.00177	0.00115	0.0047
Di-n-butylphthalate (DBP)	*2.4*	*7.3*	0.00046 J	<0.00019	<0.00007	0.000092 J	<0.00007	<0.00007	<0.00005	<0.00005	<0.00005	<0.000105	<0.000108	<0.000838	<0.000106	<0.00002
Fluoranthene	*0.98*	*2.9*	0.0014	0.00105	0.00034	0.0011	0.00048	0.00021	0.00053	0.00007 J	0.0027	0.000109 J	0.000365 J	0.000484	0.000782	0.00065
Fluorene	*0.98*	*2.9*	0.00328	0.00161	0.00062	0.0028	0.0014	0.000095 J	0.00012 J	<0.00005	0.0029	<0.0000667	0.002 J	0.0149	0.0071	0.0024
Naphthalene	*0.49*	*1.5*	0.0257	0.000704	<0.0001	0.19	0.0017	0.00028	<0.00005	0.00027	0.05	0.00286 J	0.000557 J	0.00968	0.00293	0.13
Nitrobenzene	*0.049*	*0.15*	<0.0004	<0.00038	<0.00009	<0.00009	<0.00009	<0.00009	<0.00005	<0.00005	<0.00005	<0.000105	<0.000108	<0.000104	<0.000106	<0.000024
N-Nitrosodiphenylamine	*0.19*	*0.42*	<0.00025	<0.00024	<0.00009	<0.00009	<0.00009	<0.00009	<0.00005	<0.00005	<0.00005	<0.0000952	<0.000098	<0.0000943	<0.0000962	<0.000025
Pentachlorophenol	*0.001*	*0.001*	<0.0002	<0.00019	<0.00008	<0.00008	<0.00008	<0.00008	<0.00005	<0.00005	<0.00005	<0.000581	<0.000598	<0.000575	<0.000587	<0.000079
Phenanthrene	*0.73*	*2.2*	0.00046 J	<0.00019	<0.00007	0.00039	<0.00007	<0.00007	<0.00005	<0.00005	0.0068	0.000104 J	<0.0000588	<0.000848	0.000449 J	0.0016
Phenol	*7.3*	*22*	<0.0002	<0.00019	<0.00007	<0.00007	<0.00007	<0.00007	<0.00005	<0.00005	<0.00005	<0.0000381	<0.0000392	<0.0000377	<0.0000385	<0.000035
Pyrene	*0.73*	*2.2*	0.000967	0.000547	0.00025	0.00092	0.00031	<0.00007	0.00029	<0.00005	0.0016	0.000305 J	0.000252 J	0.000376 J	0.000548	0.00055
Metals																
Arsenic	*0.01*	*0.01*														**0.0166**

Notes:
1. All values in milligrams per liter (mg/L).
2. Concentrations > RAL and non-detects are highlighted light gray.
3. Concentrations > C/I AL and non-detects are highlighted dark gray
4. TRRP Protective Concentration Limits (PCLs) (30 TAC §350, Table 3), updated January 2021.
5. RAL = Residential Assessment Level, C/I = Commercial/Industrial
6. J = Estimated value, < = not detected at the specified detection limit.
7. MW-32A was screened in the B-CZ & replaced with MW-32AR
8. Based on historical data, MW-25A and MW-25C were likely mislabeled in March 2018 and results are provided correctly in this table.

TABLE 2
ANALYTICAL RESULTS SUMMARY (2008 - 2022)
CLASS 2 GROUNDWATER
HOUSTON, TX - WOOD PRESERVING WORKS

	Residential Assessment Level	*C/I PCL*	MW-35A 03/22/2018	MW-35A 06/05/2018	MW-35A 01/15/2019	MW-35A 07/18/2019	MW-35A 01/10/2020	MW-35A 07/22/2020	MW-35A 01/12/2021	MW-35A 07/22/2021	MW-35A 01/27/2022	MW-35B 01/29/2008	MW-35B 07/14/2008	MW-35B 02/03/2009	MW-35B 01/14/2010	MW-35B 07/01/2010
Volatile Organic Compounds																
1,2-Dichloroethane	*0.005*	*0.005*	<0.0002	<0.0002	<0.0002	<0.0002	<0.0002	<0.0002	<0.0002	<0.0002	<0.0002	<0.00052	<0.00109	<0.005	<0.005	<0.0005
Benzene	*0.005*	*0.005*	<0.0002	<0.0002	<0.0002	<0.0002	<0.0002	<0.0002	<0.0002	0.00044 J	<0.0002	**0.0648**	**0.0281**	**0.062**	**0.064**	**0.068**
Chlorobenzene	*0.1*	*0.1*	0.00042 J	<0.0003	<0.0003	<0.0003	<0.0003	0.00058 J	<0.0003	<0.0003	<0.0003	<0.00047	<0.0015	<0.005	<0.005	<0.0005
Ethylbenzene	*0.7*	*0.7*	<0.0003	<0.0003	<0.0003	<0.0003	<0.0003	<0.0003	<0.0003	0.0006 J	<0.0003	0.176	0.113	0.2	0.2	0.21
Methylene chloride	*0.005*	*0.005*	<0.001	<0.001	<0.001	<0.001	<0.001	<0.001	<0.001	<0.001	<0.001	<0.00054	<0.00122	<0.005	<0.005	<0.0005
Toluene	*1*	*1*	<0.0002	<0.0002	<0.0002	<0.0002	<0.0002	<0.0002	<0.0002	<0.0002	<0.0002	0.00494 J	0.00249 J	0.0057 J	<0.005	0.005
Vinyl chloride	*0.002*	*0.002*					<0.0002									
Xylenes (total)	*10*	*10*	<0.0003	<0.0003	<0.0003	<0.0003	<0.0003	<0.0003	<0.0003	0.00032 J	<0.0003	0.135	0.0787	0.15	0.15 J	0.17
Semivolatile Organic Compounds																
1,2-Diphenylhydrazine	*0.0011*	*0.0026*	<0.000021	<0.000021	<0.000021	<0.000021	<0.000021	<0.000021	<0.000021	<0.000021	<0.000021	<0.00008	<0.00008	<0.0001	<0.0001	**0.0012**
2,4-Dimethylphenol	*0.49*	*1.5*	<0.00004	<0.00004	0.0021	<0.00004	<0.00004	<0.00004	<0.00004	<0.00004	<0.00004	<0.00029	<0.0003	<0.00008	<0.00008	<0.00008
2,4-Dinitrotoluene	*0.0013*	*0.003*	<0.000058	<0.000058	<0.000058	<0.000058	<0.000058	<0.000058	<0.000058	<0.000058	<0.000058	<0.00019	<0.0002	<0.00009	<0.00009	<0.00009
2,6-Dinitrotoluene	*0.0013*	*0.003*	<0.000042	<0.000042	<0.000042	<0.000042	<0.000042	<0.000042	<0.000042	<0.000042	<0.000042	<0.00019	<0.0002	<0.00007	<0.00007	<0.00007
2-Chloronaphthalene	*2*	*5.8*	<0.000021	<0.000021	<0.000021	<0.000021	<0.000021	<0.000021	<0.000021	<0.000021	<0.000021	<0.00038	<0.0004	<0.00012	<0.0001	<0.0001
2-Methylnaphthalene	*0.098*	*0.29*	0.000092 J	0.00032	0.016	0.00012	<0.000019	0.000092 J	<0.000029	0.00048	0.0007	**0.464**	0.0561	**0.4**	**0.47**	**0.36**
4,6-Dinitro-2-methylphenol	*0.0024*	*0.0073*	<0.00002	<0.00002	<0.00002	<0.00002	<0.00002	<0.00002	<0.00002	<0.00002	<0.00002	<0.00019	<0.0002	<0.00008	<0.00008	<0.00008
4-Nitrophenol	*0.049*	*0.15*	<0.000047	<0.000047	<0.000047	<0.000047	<0.000047	<0.000047	<0.000047	<0.000047	<0.000047	<0.00024	<0.00025	<0.00007	<0.00007	<0.00007
Acenaphthene	*1.5*	*4.4*	0.0064	0.006	0.0039	0.0028	<0.000027	0.0031	0.0018	0.0038	0.0062	0.217	0.116	0.17	0.22	0.2
Acenaphthylene	*1.5*	*4.4*	0.000088 J	0.000066 J	0.000068 J	0.000071 J	<0.000015	<0.000015	<0.000015	0.000058	0.00027	<0.00029	<0.0003	0.00088	0.0013	0.0011
Anthracene	*7.3*	*22*	0.00028	0.00022	0.00044	0.00011	<0.000014	0.000099 J	0.000057 J	0.00013	0.00028	0.0129	0.00842	0.0056	0.008	0.015
Benzo(a)anthracene	*0.0091*	*0.02*	<0.00005	<0.00005	<0.00005	<0.00005	<0.00005	<0.00005	<0.00005	<0.00005	<0.00005	0.00044 J	0.0003 J	0.00017 J	0.00032	0.00022
Benzo(a)pyrene	*0.0002*	*0.0002*	<0.00002	<0.00002	<0.00002	<0.00002	<0.00002	<0.00002	<0.00002	<0.00002	<0.00002	<0.00019	<0.0002	<0.00008	0.00014 J	0.00012 J
bis(2-Chloroethoxy)methane	*0.00083*	*0.0019*	<0.00003	<0.00003	<0.00003	<0.00003	<0.00003	<0.00003	<0.00003	<0.00003	<0.00003	<0.00038	<0.0004	<0.00009	<0.00009	<0.00009
bis(2-Ethylhexyl)phthalate (DEHP)	*0.006*	*0.006*	<0.000037	0.00018 J	<0.000037	0.000057 J	0.000061 J	0.00014 J	<0.000037	<0.000037	0.000048 J	**0.0198**	<0.0002	0.00052	<0.00029	<0.00097
Chrysene	*0.91*	*2*	<0.000021	<0.000021	<0.000021	<0.000021	<0.000021	<0.000021	<0.000021	<0.000021	<0.000021	0.00033 J	0.00022 J	0.00015 J	0.00028	0.00017 J
Dibenzofuran	*0.098*	*0.29*	0.0011	0.00072	0.0041	0.00039	<0.00002	0.00072	0.00018	0.00098	0.0029	**0.198**	**0.104**	**0.16**	**0.23**	**0.22**
Di-n-butylphthalate (DBP)	*2.4*	*7.3*	<0.00002	<0.00002	<0.00002	<0.00002	<0.00002	<0.00002	<0.000024	<0.00002	<0.00002	<0.00019	<0.0002	<0.00007	<0.00007	<0.00007
Fluoranthene	*0.98*	*2.9*	0.00039	0.00024	0.00015	0.00015	<0.00001	0.00028	0.000079 J	0.00025	0.00055	0.00698	0.00624	0.0031	0.0053	0.006
Fluorene	*0.98*	*2.9*	0.00061	0.00086	0.0022	0.00036	0.000065 J	0.0006	<0.00012	0.00071	0.0021	0.0912	0.0685	0.063	0.092	0.11
Naphthalene	*0.49*	*1.5*	0.013	0.0075	0.22	0.00083	<0.0002	0.0012	<0.00035	0.011	0.00034	**9.3**	0.365	**12**	**14**	**11**
Nitrobenzene	*0.049*	*0.15*	<0.000024	<0.000024	<0.000024	<0.000024	<0.000024	<0.000024	<0.000024	<0.000024	<0.000024	<0.00038	<0.0004	<0.00009	<0.00009	<0.00009
N-Nitrosodiphenylamine	*0.19*	*0.42*	<0.000025	<0.000025	<0.000025	<0.000025	<0.000025	<0.000025	<0.000025	<0.000025	<0.000025	<0.00024	<0.00025	<0.00009	<0.00009	<0.00009
Pentachlorophenol	*0.001*	*0.001*	<0.000079	<0.000079	<0.000079	<0.000079	<0.000079	<0.000079	<0.000079	<0.000079	<0.000079	<0.00019	<0.0002	<0.00008	<0.00008	<0.00008
Phenanthrene	*0.73*	*2.2*	0.00028	<0.000021	0.0025	0.000042 J	<0.000021	<0.000021	<0.000053	0.00006 J	<0.000021	0.1	0.0782	0.061	0.086	0.12
Phenol	*7.3*	*22*	<0.000035	<0.000035	<0.000035	<0.000035	<0.000035	<0.000035	<0.000035	<0.000053	<0.000035	<0.00019	0.00059	<0.00007	<0.00007	<0.00007
Pyrene	*0.73*	*2.2*	0.00026	0.00027	0.00007 J	0.000096 J	<0.000019	0.00024	<0.000019	0.00025	0.00049	0.00411	0.0026	0.0017	0.0027	0.0025
Metals																
Arsenic	*0.01*	*0.01*	**0.0714**	**0.0189**	**0.0198**	**0.0548**	**0.0219**	**0.0302**	**0.0277**	**0.0284**	**0.0285**					

Notes:
1. All values in milligrams per liter (mg/L).
2. Concentrations > RAL and non-detects are highlighted light gray.
3. Concentrations > C/I AL and non-detects are highlighted dark gray
4. TRRP Protective Concentration Limits (PCLs) (30 TAC §350, Table 3), updated January 2021.
5. RAL = Residential Assessment Level, C/I = Commercial/Industrial
6. J = Estimated value, < = not detected at the specified detection limit.
7. MW-32A was screened in the B-CZ & replaced with MW-32AR
8. Based on historical data, MW-25A and MW-25C were likely mislabeled in March 2018 and results are provided correctly in this table.

TABLE 2
ANALYTICAL RESULTS SUMMARY (2008 - 2022)
CLASS 2 GROUNDWATER
HOUSTON, TX - WOOD PRESERVING WORKS

	Residential Assessment Level	***C/I PCL***	MW-35B 01/27/2011	MW-35B 07/20/2011	MW-35B 02/15/2012	MW-35B 07/18/2012	MW-35B 02/07/2013	MW-35B 08/08/2013	MW-35B 01/24/2014	MW-35B 07/24/2014	MW-35B 01/25/2018	MW-35B 03/22/2018	MW-35B 06/05/2018	MW-35B 01/15/2019	MW-35B 07/18/2019	MW-35B 01/10/2020
Volatile Organic Compounds																
1,2-Dichloroethane	*0.005*	*0.005*	<0.0005	<0.005	<0.001	<0.005	<0.0007	<0.0028	<0.0002	<0.00014	<0.0002	<0.0002	<0.0002	<0.0002	<0.0002	<0.0002
Benzene	*0.005*	*0.005*	**0.064**	**0.056**	**0.077**	**0.064**	**0.0662**	**0.0855**	**0.0664**	**0.0539**	**0.078**	**0.088**	**0.044**	0.0033	0.0045	**0.025 J**
Chlorobenzene	*0.1*	*0.1*	<0.0005	<0.005	<0.001	<0.005	<0.0006	<0.0024	0.000241 J	0.000228 J	0.0009 J	<0.0003	<0.0003	<0.0003	<0.0003	<0.0003
Ethylbenzene	*0.7*	*0.7*	0.22	0.17	0.19	0.19	0.225	0.258	0.187	0.176	0.15	0.15	0.12	0.0094	0.014	0.096
Methylene chloride	*0.005*	*0.005*	<0.0005	**<0.0065**	<0.0013	**0.02 J**	<0.00075	**0.0234**	<0.00022	<0.00015	<0.001	<0.001	<0.001	<0.001	<0.001	<0.001
Toluene	*1*	*1*	0.0045 J	<0.005	0.0042 J	<0.005	0.00437 J	0.00584 J	0.00429	0.00377	0.0057	0.0041	0.0031	<0.0002	0.00054 J	<0.0002
Vinyl chloride	*0.002*	*0.002*						**<0.0022**		<0.00011						<0.0002
Xylenes (total)	*10*	*10*	0.16	0.12	0.13	0.13 J	0.153	0.174	0.132	0.114	0.064	0.066	0.056	0.004	0.0062	0.058 J
Semivolatile Organic Compounds																
1,2-Diphenylhydrazine	*0.0011*	*0.0026*	<0.0001	<0.00005	<0.00005	<0.00005	**<0.105**	**<0.00539**	**<0.106**	<0.00107	<0.00021	<0.00021	<0.000021	<0.000021	<0.000021	<0.000021
2,4-Dimethylphenol	*0.49*	*1.5*	<0.00008	<0.00005	<0.00005	<0.00005	<0.295	<0.0152	<0.298	<0.00301	<0.0004	<0.0004	<0.00004	<0.00004	<0.00004	<0.00004
2,4-Dinitrotoluene	*0.0013*	*0.003*	<0.00009	<0.00005	<0.00005	<0.00005	**<0.124**	**<0.00637**	**<0.125**	<0.00126	<0.00059	<0.00058	<0.000058	<0.000058	<0.000058	<0.000058
2,6-Dinitrotoluene	*0.0013*	*0.003*	<0.00007	<0.00006	<0.00006	<0.00006	**<0.0762**	**<0.00392**	**<0.0769**	<0.000777	<0.00042	<0.00042	<0.000042	<0.000042	<0.000042	<0.000042
2-Chloronaphthalene	*2*	*5.8*	<0.0001	<0.00005	<0.00005	<0.00005	<0.0762	<0.00392	<0.0769	<0.000777	<0.00021	<0.00021	<0.000021	<0.000021	<0.000021	<0.000021
2-Methylnaphthalene	*0.098*	*0.29*	**0.41**	**0.48**	**0.18**	**0.26**	**0.295 J**	**0.431**	**0.534**	**0.376**	**0.13**	**0.22**	**0.25**	0.011	0.041	**0.14 J**
4,6-Dinitro-2-methylphenol	*0.0024*	*0.0073*	<0.00008	<0.00008	<0.00008	<0.00008	**<0.79**	**<0.0407**	**<0.798**	**<0.00806**	<0.0002	0.00078 J	<0.00002	<0.00002	<0.00002	<0.00002
4-Nitrophenol	*0.049*	*0.15*	<0.00007	<0.00005	<0.00005	<0.00005	**<0.533**	<0.0275	**<0.538**	<0.00544	<0.00047	<0.00047	<0.000047	<0.000047	<0.000047	<0.000047
Acenaphthene	*1.5*	*4.4*	0.19	0.2	0.08	0.15	0.173 J	0.258	0.305 J	0.139	0.094	0.18	0.17	0.013	0.029	0.059 J
Acenaphthylene	*1.5*	*4.4*	0.0012	0.00097	0.00063 J	0.00078	<0.0571	<0.00294	<0.0577	0.0015 J	<0.00015	0.0014	0.00076	0.00018	0.00022	0.00038
Anthracene	*7.3*	*22*	0.014	0.016	0.0048 J	0.0064	<0.0476	0.0202 J	<0.0481	0.0111	0.011	0.014	0.0072	0.0011	0.0022	0.0029 J
Benzo(a)anthracene	*0.0091*	*0.02*	0.00031	0.00021	0.00011 J	0.0002	**<0.0762**	<0.00392	**<0.0769**	<0.000777	<0.00051	<0.0005	0.000075 J	0.000077 J	0.000083 J	<0.00005
Benzo(a)pyrene	*0.0002*	*0.0002*	0.00014 J	0.000069 J	<0.00005	<0.00005	**<0.0762**	**<0.00392**	**<0.0769**	**<0.000777**	<0.0002	<0.0002	<0.00002	0.000058 J	0.000053 J	<0.00002
bis(2-Chloroethoxy)methane	*0.00083*	*0.0019*	<0.00009	<0.00005	<0.00005	<0.00005	**<0.124**	**<0.00637**	**<0.125**	**<0.00126**	<0.0003	<0.0003	<0.00003	<0.00003	<0.00003	<0.00003
bis(2-Ethylhexyl)phthalate (DEHP)	*0.006*	*0.006*	0.00041	<0.00056	<0.00088	0.00018 J	**<0.352**	**<0.0181**	**<0.356**	<0.00359	<0.00037	<0.00037	<0.000037	<0.00014	0.00012 J	<0.000037
Chrysene	*0.91*	*2*	0.00037	0.00025	0.0001 J	0.00023	<0.0762	<0.00392	<0.0769	<0.000777	0.00051 J	<0.00021	0.000086 J	0.000098 J	0.000091 J	<0.000021
Dibenzofuran	*0.098*	*0.29*	**0.2**	**0.21**	0.097	**0.14**	**0.161 J**	**0.252**	**0.256 J**	**0.138**	**0.13**	**0.22**	**0.18**	0.015	0.029	0.054 J
Di-n-butylphthalate (DBP)	*2.4*	*7.3*	<0.00007	<0.00005	<0.00005	<0.00005	<0.105	<0.00539	<0.106	<0.00107	<0.0002	<0.0002	<0.00002	<0.00002	<0.00002	<0.00002
Fluoranthene	*0.98*	*2.9*	0.0065	0.0056	0.0026 J	0.0039	<0.0667	0.00756 J	0.0698 J	0.00692	0.0081	0.0098	0.0031	0.0013	0.0017	0.0015 J
Fluorene	*0.98*	*2.9*	0.09	0.097	0.048	0.069	<0.0667	0.138	0.167 J	0.076	0.057	0.092	0.095	0.0066	0.014	0.028 J
Naphthalene	*0.49*	*1.5*	**4.8**	**12**	**7.4**	**7.6**	**8.83**	**14.1**	**13.1**	**9.36**	**5**	**13**	**15**	0.079	**1.1**	**2 J**
Nitrobenzene	*0.049*	*0.15*	<0.00009	<0.00005	<0.00005	<0.00005	**<0.105**	<0.00539	**<0.106**	<0.00107	<0.00024	<0.00024	<0.000024	<0.000024	<0.000024	<0.000024
N-Nitrosodiphenylamine	*0.19*	*0.42*	<0.00009	<0.00005	<0.00005	<0.00005	<0.0952	<0.0049	<0.0962	<0.000971	<0.00025	<0.00025	<0.000025	<0.000025	<0.000025	<0.000025
Pentachlorophenol	*0.001*	*0.001*	<0.00008	<0.00005	<0.00005	<0.00005	**<0.581**	**<0.0299**	**<0.587**	**<0.00592**	<0.0008	<0.00079	<0.000079	<0.000079	<0.000079	<0.000079
Phenanthrene	*0.73*	*2.2*	0.078	0.12	0.052	0.066	0.0936 J	0.142	0.27 J	0.0891	0.088	0.18	0.11	0.0086	0.019	0.024 J
Phenol	*7.3*	*22*	<0.00007	<0.00005	<0.00005	0.00014 J	<0.0381	<0.00196	0.129 J	<0.000388	<0.00035	<0.00035	<0.000035	<0.000035	0.00017 J	<0.000035
Pyrene	*0.73*	*2.2*	0.0032	0.0027	0.0016 J	0.0019	<0.105	<0.00539	<0.106	0.00327 J	0.0057	0.0053	0.0018	0.00075	0.00079	0.0007 J
Metals																
Arsenic	*0.01*	*0.01*									0.00465	0.00595	**0.0116**	0.00862	0.0012 J	**0.012**

Notes:

1. All values in milligrams per liter (mg/L).
2. Concentrations > RAL and non-detects are highlighted light gray.
3. Concentrations > C/I AL and non-detects are highlighted dark gray
4. TRRP Protective Concentration Limits (PCLs) (30 TAC §350, Table 3), updated January 2021.
5. RAL = Residential Assessment Level, C/I = Commercial/Industrial
6. J = Estimated value, < = not detected at the specified detection limit.
7. MW-32A was screened in the B-CZ & replaced with MW-32AR
8. Based on historical data, MW-25A and MW-25C were likely mislabeled in March 2018 and results are provided correctly in this table.

TABLE 2
ANALYTICAL RESULTS SUMMARY (2008 - 2022)
CLASS 2 GROUNDWATER
HOUSTON, TX - WOOD PRESERVING WORKS

	Residential Assessment Level	***C/I PCL***	MW-35B 01/10/2020 Duplicate	MW-35B 07/22/2020	MW-35B 01/12/2021	MW-35B 07/22/2021	MW-35B 01/27/2022	MW-36A 01/29/2008	MW-36A 07/14/2008	MW-36A 02/03/2009	MW-36A 01/13/2010	MW-36A 06/29/2010	MW-36A 01/20/2011	MW-36A 07/19/2011	MW-36A 02/07/2012	MW-36A 07/17/2012
Volatile Organic Compounds																
1,2-Dichloroethane	*0.005*	*0.005*	<0.0002	<0.0002	<0.0002	<0.0002	<0.0002	<0.00052	<0.00052	<0.0005	<0.0005	<0.0005	<0.0005	<0.001	<0.001	<0.0005
Benzene	*0.005*	*0.005*	**0.016 J**	**0.045**	**0.046**	**0.076**	**0.069**	<0.00025	<0.00025	<0.0005	<0.0005	<0.0005	<0.0005	<0.001	<0.001	<0.0005
Chlorobenzene	*0.1*	*0.1*	<0.0003	<0.0003	<0.0003	<0.0003	<0.0003	<0.00047	<0.00047	<0.0005	<0.0005	<0.0005	<0.0005	<0.001	<0.001	<0.0005
Ethylbenzene	*0.7*	*0.7*	0.083	0.056	0.05	0.012	0.013	<0.00025	<0.00025	<0.0005	<0.0005	<0.0005	<0.0005	<0.0011	<0.0011	<0.0005
Methylene chloride	*0.005*	*0.005*	<0.001	<0.001	<0.001	<0.001	<0.001	<0.00054	<0.00054	<0.0005	<0.0005	<0.0005	<0.0005	<0.0013	<0.0013	<0.001
Toluene	*1*	*1*	<0.0002	0.0025	0.0021	0.0025	0.0016	<0.00041	<0.00041	<0.0005	<0.0005	<0.0005	<0.0005	<0.001	<0.001	<0.0005
Vinyl chloride	*0.002*	*0.002*	<0.0002											<0.001	<0.001	<0.0005
Xylenes (total)	*10*	*10*	0.041 J	0.042	0.035	0.011	0.012	<0.00127	<0.00127	<0.001	<0.001	<0.001	<0.001	<0.0031	<0.0031	<0.0015
Semivolatile Organic Compounds																
1,2-Diphenylhydrazine	*0.0011*	*0.0026*	<0.000021	<0.000021	**0.0013**	<0.000021	<0.00021	<0.00008	<0.00008	<0.0001	<0.0001	<0.0001	<0.0001	<0.00005	<0.00005	<0.00005
2,4-Dimethylphenol	*0.49*	*1.5*	0.00021	<0.00004	<0.00004	<0.00004	<0.0004	<0.0003	<0.00029	<0.00008	<0.00008	<0.00008	<0.00008	<0.00005	<0.00005	<0.00005
2,4-Dinitrotoluene	*0.0013*	*0.003*	<0.000058	<0.000058	<0.000058	<0.000058	<0.00058	<0.0002	<0.0002	<0.00009	<0.00009	<0.00009	<0.00009	<0.00005	<0.00005	<0.00005
2,6-Dinitrotoluene	*0.0013*	*0.003*	<0.000042	<0.000042	<0.000042	<0.000042	<0.00042	<0.0002	<0.0002	<0.00007	<0.00007	<0.00007	<0.00007	<0.00006	<0.00006	<0.00006
2-Chloronaphthalene	*2*	*5.8*	<0.000021	<0.000021	<0.000021	<0.000021	<0.00021	<0.0004	<0.00039	<0.00012	<0.0001	<0.0001	<0.0001	<0.00005	<0.00005	<0.00005
2-Methylnaphthalene	*0.098*	*0.29*	0.062 J	0.068	**0.16**	0.018	0.022	<0.0004	<0.00039	<0.00007	0.0003	0.00023	<0.00007	<0.00005	<0.00005	<0.00005
4,6-Dinitro-2-methylphenol	*0.0024*	*0.0073*	<0.00002	<0.00002	<0.00002	<0.00002	<0.0002	<0.0002	<0.0002	<0.00008	<0.00008	<0.00008	<0.00008	<0.00008	<0.00008	<0.00008
4-Nitrophenol	*0.049*	*0.15*	<0.000047	<0.000047	<0.000047	<0.000047	<0.00047	<0.00025	<0.00024	<0.00007	<0.00007	<0.00007	<0.00007	<0.00005	<0.00005	<0.00005
Acenaphthene	*1.5*	*4.4*	0.033 J	0.044	0.094	0.052	0.027	<0.0003	<0.00029	<0.00009	0.00036	<0.00009	<0.00009	<0.00005	<0.00005	<0.00005
Acenaphthylene	*1.5*	*4.4*	0.00027	0.00034	0.00052	0.00066	<0.00015	<0.0003	<0.00029	<0.00006	<0.00007	<0.00007	<0.00007	<0.00005	<0.00005	<0.00005
Anthracene	*7.3*	*22*	0.0018 J	0.0044	0.0063	0.0044	0.004	0.00065	<0.0002	<0.00007	<0.00007	<0.00007	<0.00007	<0.00005	<0.00005	<0.00005
Benzo(a)anthracene	*0.0091*	*0.02*	<0.00005	0.00013	0.000092 J	0.00014	<0.0005	<0.0002	<0.0002	<0.00007	<0.00007	<0.00007	<0.00007	<0.00005	<0.00005	<0.00005
Benzo(a)pyrene	*0.0002*	*0.0002*	<0.00002	0.000058 J	0.000024 J	0.000055 J	<0.0002	<0.0002	<0.0002	<0.00008	<0.00008	<0.00008	<0.00008	<0.00005	<0.00005	<0.00005
bis(2-Chloroethoxy)methane	*0.00083*	*0.0019*	<0.00003	<0.00003	<0.00003	<0.00003	<0.0003	<0.0004	<0.00039	<0.00009	<0.00009	<0.00009	<0.00009	<0.00005	<0.00005	<0.00005
bis(2-Ethylhexyl)phthalate (DEHP)	*0.006*	*0.006*	<0.000037	<0.000037	0.0001 J	<0.000037	<0.00037	0.00061 J	<0.0002	0.00045	<0.00033	<0.00061	<0.00048	<0.0004	0.0025	<0.0001
Chrysene	*0.91*	*2*	<0.000021	0.00013	0.000086	0.00013	<0.00021	<0.0002	<0.0002	<0.00007	<0.00007	<0.00007	<0.00007	<0.00005	<0.00005	<0.00005
Dibenzofuran	*0.098*	*0.29*	0.031 J	0.054	0.096	0.063	0.031	0.00049 J	<0.00029	<0.00008	0.0003	<0.00008	<0.00008	<0.00005	<0.00005	<0.00005
Di-n-butylphthalate (DBP)	*2.4*	*7.3*	<0.00002	<0.00002	<0.000053	0.00023	<0.0002	<0.0002	<0.0002	<0.00007	<0.00007	<0.00007	<0.00007	<0.00005	<0.00005	<0.00005
Fluoranthene	*0.98*	*2.9*	0.00093 J	0.0029	0.0034	0.0042	0.0032	0.000526	<0.0002	<0.00007	<0.00007	<0.00007	<0.00007	<0.00005	<0.00005	<0.00005
Fluorene	*0.98*	*2.9*	0.015 J	0.028	0.054	0.036	0.017	0.00028 J	<0.0002	<0.00007	0.00024	<0.00007	<0.00007	<0.00005	<0.00005	<0.00005
Naphthalene	*0.49*	*1.5*	0.13 J	**2.1**	**0.9**	0.0061	0.014	0.00119	<0.00039	0.0006	0.0013	0.0023	<0.0001	<0.00005	<0.00005	0.0003
Nitrobenzene	*0.049*	*0.15*	<0.000024	<0.000024	<0.000024	<0.000024	<0.00024	<0.0004	<0.00039	<0.00009	<0.00009	<0.00009	<0.00009	<0.00005	<0.00005	<0.00005
N-Nitrosodiphenylamine	*0.19*	*0.42*	<0.000025	<0.000025	<0.000025	<0.000025	<0.00025	<0.00025	<0.00024	<0.00009	<0.00009	<0.00009	<0.00009	<0.00005	<0.00005	<0.00005
Pentachlorophenol	*0.001*	*0.001*	<0.000079	<0.000079	<0.000079	<0.000079	<0.00079	<0.0002	<0.0002	<0.00008	<0.00008	<0.00008	<0.00008	<0.00005	<0.00005	<0.00005
Phenanthrene	*0.73*	*2.2*	0.013 J	0.042	0.075	0.042	0.029	0.000727	<0.0002	<0.00007	0.00039	<0.00007	<0.00007	<0.00005	<0.00005	<0.00005
Phenol	*7.3*	*22*	<0.000035	<0.000035	<0.000035	0.00024	<0.00035	<0.0002	<0.0002	<0.00007	<0.00007	<0.00007	<0.00007	<0.00005	<0.00005	<0.00005
Pyrene	*0.73*	*2.2*	0.00045 J	0.0014	0.0018	0.002	0.0017	0.000531	<0.0002	0.00015 J	0.00021	<0.00007	<0.00007	<0.00005	<0.00005	<0.00005
Metals																
Arsenic	*0.01*	*0.01*	**0.0159**	0.00758	**0.017**	0.00433	0.00303									

Notes:
1. All values in milligrams per liter (mg/L).
2. Concentrations > RAL and non-detects are highlighted light gray.
3. Concentrations > C/I AL and non-detects are highlighted dark gray
4. TRRP Protective Concentration Limits (PCLs) (30 TAC §350, Table 3), updated January 2021.
5. RAL = Residential Assessment Level, C/I = Commercial/Industrial
6. J = Estimated value, < = not detected at the specified detection limit.
7. MW-32A was screened in the B-CZ & replaced with MW-32AR
8. Based on historical data, MW-25A and MW-25C were likely mislabeled in March 2018 and results are provided correctly in this table.

TABLE 2
ANALYTICAL RESULTS SUMMARY (2008 - 2022)
CLASS 2 GROUNDWATER
HOUSTON, TX - WOOD PRESERVING WORKS

	Residential Assessment Level	***C/I PCL***	MW-36A 01/31/2013	MW-36A 08/06/2013	MW-36A 01/16/2014	MW-36A 07/28/2014	MW-36A 01/25/2018	MW-36A 03/21/2018	MW-36A 05/31/2018	MW-36A 01/14/2019	MW-36A 07/16/2019	MW-36A 01/09/2020	MW-36A 07/29/2020	MW-36A 08/18/2020	MW-36A 01/27/2021	MW-36A 07/21/2021
Volatile Organic Compounds																
1,2-Dichloroethane	*0.005*	*0.005*	<0.00014	<0.00014	<0.0002	<0.00014	<0.0002	<0.0002	<0.0002	<0.0002	<0.0002	<0.0002	<0.0002		<0.0002	<0.0002
Benzene	*0.005*	*0.005*	<0.00008	<0.00008	<0.0002	<0.00008	<0.0002	<0.0002	<0.0002	<0.0002	<0.0002	<0.0002	<0.0002		<0.0002	<0.0002
Chlorobenzene	*0.1*	*0.1*	<0.00012	<0.00012	<0.00018	<0.00012	<0.0003	<0.0003	<0.0003	<0.0003	<0.0003	<0.0003	<0.0003		<0.0003	<0.0003
Ethylbenzene	*0.7*	*0.7*	<0.00011	<0.00011	<0.00019	<0.00011	<0.0003	<0.0003	<0.0003	<0.0003	<0.0003	<0.0003	<0.0003		<0.0003	<0.0003
Methylene chloride	*0.005*	*0.005*	<0.00015	<0.00015	<0.00022	<0.00015	<0.001	<0.001	<0.001	<0.001	<0.001	<0.001	<0.001		<0.001	<0.001
Toluene	*1*	*1*	<0.00015	<0.00015	<0.00017	<0.00015	<0.0002	<0.0002	<0.0002	<0.0002	<0.0002	<0.0002	<0.0002		<0.0002	<0.0002
Vinyl chloride	*0.002*	*0.002*	<0.00011	<0.00011	<0.00018	<0.00011	<0.0002	<0.0002	<0.0002	<0.0002	<0.0002	<0.0002	<0.0002			
Xylenes (total)	*10*	*10*	<0.00026	<0.00026	<0.00058	<0.00026	<0.0003	<0.0003	<0.0003	<0.0003	<0.0003	<0.0003	<0.0003		<0.0003	<0.0003
Semivolatile Organic Compounds																
1,2-Diphenylhydrazine	*0.0011*	*0.0026*	<0.000104	<0.000104	<0.000104	<0.000107	<0.000021	<0.000021	<0.000021	<0.000021	<0.000021	<0.000021		<0.000022	<0.000021	<0.000021
2,4-Dimethylphenol	*0.49*	*1.5*	<0.000292	<0.000292	<0.000292	<0.000301	<0.000041	<0.00004	<0.00004	<0.00004	<0.00004	<0.000052		<0.000042	<0.00004	<0.00004
2,4-Dinitrotoluene	*0.0013*	*0.003*	<0.000123	<0.000123	<0.000123	<0.000126	<0.000059	<0.000058	<0.000058	<0.000058	<0.000058	<0.000058		<0.00006	<0.000058	<0.000058
2,6-Dinitrotoluene	*0.0013*	*0.003*	<0.0000755	<0.0000755	<0.0000755	<0.0000777	<0.000043	<0.000042	<0.000042	<0.000042	<0.000042	<0.000042		<0.000044	<0.000042	<0.000042
2-Chloronaphthalene	*2*	*5.8*	<0.0000755	<0.0000755	<0.0000755	<0.0000777	<0.000021	<0.000021	<0.000021	<0.000021	<0.000021	<0.000021		<0.000022	<0.000021	<0.000021
2-Methylnaphthalene	*0.098*	*0.29*	<0.000066	<0.000066	<0.000066	<0.000177	<0.000019	0.000022 J	<0.000019	<0.000019	<0.000019	<0.000019		<0.00002	<0.000019	<0.000019
4,6-Dinitro-2-methylphenol	*0.0024*	*0.0073*	<0.000783	<0.000783	<0.000783	<0.000806	<0.00002	<0.00002	<0.00002	<0.00002	<0.00002	<0.00002		<0.000021	<0.00002	<0.00002
4-Nitrophenol	*0.049*	*0.15*	<0.000528	<0.000528	<0.000528	<0.000544	<0.000048	<0.000047	<0.000047	<0.000047	<0.000047	<0.000047		<0.000049	<0.000047	<0.000047
Acenaphthene	*1.5*	*4.4*	<0.0000755	<0.0000755	<0.0000867	<0.0000777	<0.000028	0.00059	<0.000027	<0.000027	<0.000027	<0.000027		<0.000028	<0.000027	<0.000027
Acenaphthylene	*1.5*	*4.4*	<0.0000566	<0.0000566	<0.0000566	<0.0000583	<0.000015	<0.000015	<0.000015	<0.000015	<0.000015	<0.000015		<0.000016	<0.000015	<0.000015
Anthracene	*7.3*	*22*	<0.0000472	<0.0000472	<0.0000472	<0.0000485	<0.000014	0.000066 J	<0.000014	<0.000014	<0.000014	<0.000014		<0.000015	<0.000014	<0.000014
Benzo(a)anthracene	*0.0091*	*0.02*	<0.0000755	<0.0000755	<0.0000755	<0.0000777	<0.000051	<0.00005	<0.00005	<0.00005	<0.00005	<0.00005		<0.000052	<0.00005	<0.00005
Benzo(a)pyrene	*0.0002*	*0.0002*	<0.0000755	<0.0000755	<0.0000755	<0.0000777	<0.00002	0.000064 J	0.00003 J	<0.00002	<0.00002	<0.00002		<0.000021	<0.00002	<0.00002
bis(2-Chloroethoxy)methane	*0.00083*	*0.0019*	<0.000123	<0.000123	<0.000123	<0.000126	<0.000031	<0.00003	<0.00003	<0.00003	<0.00003	<0.00003		<0.000031	<0.00003	<0.00003
bis(2-Ethylhexyl)phthalate (DEHP)	*0.006*	*0.006*	<0.000349	<0.000349	<0.000349	<0.000359	0.000089 J	0.00015 J	0.0001 J	<0.000037	<0.000037	<0.000037		<0.000039	<0.00016	<0.000037
Chrysene	*0.91*	*2*	<0.0000755	<0.0000755	<0.0000755	<0.0000777	<0.000021	<0.000021	0.000027 J	<0.000021	<0.000021	<0.000021		<0.000022	<0.000021	<0.000021
Dibenzofuran	*0.098*	*0.29*	<0.0000755	<0.0000755	<0.0000755	<0.0000777	<0.00002	0.00061	<0.00002	<0.00002	<0.00002	<0.00002		<0.000021	<0.00002	<0.00002
Di-n-butylphthalate (DBP)	*2.4*	*7.3*	<0.000104	<0.000391	<0.000104	<0.000107	<0.00002	<0.00002	0.000028 J	<0.00002	<0.00002	<0.00002		<0.000021	<0.00002	<0.00002
Fluoranthene	*0.98*	*2.9*	<0.000066	<0.000066	<0.000066	<0.000068	<0.00001	0.00012	0.000033 J	<0.00001	<0.00001	<0.00001		<0.00001	<0.00001	<0.00001
Fluorene	*0.98*	*2.9*	<0.000066	<0.000066	<0.000066	<0.000068	<0.000031	0.00034	<0.00003	<0.00003	<0.00003	<0.00003		<0.000031	<0.00003	<0.00003
Naphthalene	*0.49*	*1.5*	<0.000211	<0.0000755	<0.0000755	<0.00101	<0.00002	<0.00002	<0.00002	<0.000062	0.00015	<0.00034		<0.000021	<0.00002	<0.00063
Nitrobenzene	*0.049*	*0.15*	<0.000104	<0.000104	<0.000104	<0.000107	<0.000024	<0.000024	<0.000024	<0.000024	<0.000024	<0.000024		<0.000025	<0.000024	<0.000024
N-Nitrosodiphenylamine	*0.19*	*0.42*	<0.0000943	<0.0000943	<0.0000943	<0.0000971	<0.000026	<0.000025	<0.000025	<0.000025	<0.000025	<0.000025		<0.000026	<0.000025	<0.000025
Pentachlorophenol	*0.001*	*0.001*	<0.000575	<0.000575	<0.000575	<0.000592	<0.000081	<0.000079	<0.000079	<0.000079	<0.000079	<0.000079		<0.000082	<0.000079	<0.000079
Phenanthrene	*0.73*	*2.2*	<0.0000566	<0.0000861	<0.000201	<0.0000583	<0.000021	0.00011	0.000026 J	<0.000021	<0.000021	<0.000021		<0.000022	<0.000021	<0.000021
Phenol	*7.3*	*22*	<0.0000377	<0.0000377	<0.0000377	<0.0000388	<0.000036	<0.000035	<0.000035	<0.000035	<0.00014	<0.000035		<0.000036	<0.00012	0.00014 J
Pyrene	*0.73*	*2.2*	<0.000104	<0.000104	0.000155 J	<0.000107	<0.000019	0.000076 J	0.000032 J	<0.000019	<0.000019	<0.000019		<0.00002	<0.000019	<0.000019
Metals																
Arsenic	*0.01*	*0.01*					0.00108 J	0.00753	0.00117 J	0.00107 J	0.00244	0.00354	**0.0112**		0.00132 J	0.00492

Notes:

1. All values in milligrams per liter (mg/L).
2. Concentrations > RAL and non-detects are highlighted light gray.
3. Concentrations > C/I AL and non-detects are highlighted dark gray
4. TRRP Protective Concentration Limits (PCLs) (30 TAC §350, Table 3), updated January 2021.
5. RAL = Residential Assessment Level, C/I = Commercial/Industrial
6. J = Estimated value, < = not detected at the specified detection limit.
7. MW-32A was screened in the B-CZ & replaced with MW-32AR
8. Based on historical data, MW-25A and MW-25C were likely mislabeled in March 2018 and results are provided correctly in this table.

TABLE 2
ANALYTICAL RESULTS SUMMARY (2008 - 2022)
CLASS 2 GROUNDWATER
HOUSTON, TX - WOOD PRESERVING WORKS

	Residential Assessment Level	***C/I PCL***	MW-36A 01/25/2022	MW-36D 07/15/2010	MW-36D 01/26/2011	MW-36D 07/27/2011	MW-36D 02/14/2012	MW-36D 07/23/2012	MW-36D 07/23/2012 Duplicate	MW-36D 02/11/2013	MW-36D 08/05/2013	MW-36D 01/21/2014	MW-36D 08/28/2014	MW-36D 02/07/2018	MW-36D 03/26/2018	MW-36D 05/31/2018
Volatile Organic Compounds																
1,2-Dichloroethane	*0.005*	*0.005*	<0.0002	<0.0005	<0.0005	<0.001	<0.001	<0.0005	<0.0005	<0.00014	<0.00014	<0.0002	<0.00014	<0.0002	<0.0002	<0.0002
Benzene	*0.005*	*0.005*	<0.0002	<0.0005	0.00071 J	<0.001	<0.001	<0.0005	<0.0005	<0.00008	<0.00008	<0.0002	0.0000895 J	<0.0002	<0.0002	<0.0002
Chlorobenzene	*0.1*	*0.1*	<0.0003	<0.0005	<0.0005	<0.001	<0.001	<0.0005	<0.0005	<0.00012	0.00013 J	<0.00018	<0.00012	<0.0003	<0.0003	<0.0003
Ethylbenzene	*0.7*	*0.7*	<0.0003	<0.0005	<0.0005	<0.0011	<0.0011	<0.0005	<0.0005	<0.00011	0.000127 J	<0.00019	<0.00011	<0.0003	<0.0003	<0.0003
Methylene chloride	*0.005*	*0.005*	<0.001	<0.0005	<0.0005	<0.0013	<0.0013	<0.001	<0.001	<0.00015	<0.00015	<0.00022	<0.00015	<0.001	<0.001	<0.001
Toluene	*1*	*1*	<0.0002	<0.0005	<0.0005	<0.001	<0.001	<0.0005	<0.0005	<0.00015	<0.00015	<0.00017	0.00675	<0.0002	<0.0002	<0.0002
Vinyl chloride	*0.002*	*0.002*														
Xylenes (total)	*10*	*10*	<0.0003	<0.001	<0.001	<0.0031	<0.0031	<0.0015	<0.0015	<0.00026	<0.00026	<0.00058	<0.00026	<0.0003	<0.0003	<0.0003
Semivolatile Organic Compounds																
1,2-Diphenylhydrazine	*0.0011*	*0.0026*	<0.000021	<0.0001	<0.0001	<0.00005	<0.00005	<0.00005	<0.00005	<0.000105	<0.00011	<0.000104	<0.000109	<0.00021	<0.000021	<0.000021
2,4-Dimethylphenol	*0.49*	*1.5*	<0.00004	0.00008 J	<0.00008	<0.00005	<0.00005	<0.00005	<0.00005	<0.000295	<0.00031	<0.000292	<0.000307	<0.0004	<0.00004	<0.00004
2,4-Dinitrotoluene	*0.0013*	*0.003*	<0.000058	0.00009 J	<0.00009	<0.00005	<0.00005	<0.00005	<0.00005	<0.000124	<0.00013	<0.000123	<0.000129	<0.00058	<0.000059	<0.000058
2,6-Dinitrotoluene	*0.0013*	*0.003*	<0.000042	<0.00007	<0.00007	<0.00006	<0.00006	<0.00006	<0.00006	<0.0000762	<0.00008	<0.0000755	<0.0000792	<0.00042	<0.000042	<0.000042
2-Chloronaphthalene	*2*	*5.8*	<0.000021	<0.0001	<0.0001	<0.00005	<0.00005	<0.00005	<0.00005	<0.0000762	<0.00008	<0.0000755	<0.0000792	<0.00021	<0.000021	<0.000021
2-Methylnaphthalene	*0.098*	*0.29*	<0.000019	<0.00007	0.00013 J	<0.00005	<0.00005	<0.00005	<0.00005	<0.0000667	<0.00007	0.000189 J	<0.0000693	<0.00019	<0.000019	<0.000019
4,6-Dinitro-2-methylphenol	*0.0024*	*0.0073*	<0.00002	<0.00008	<0.00008	<0.00008	<0.00008	<0.00008	<0.00008	<0.00079	<0.00083	<0.000783	<0.000822	<0.0002	<0.00002	<0.00002
4-Nitrophenol	*0.049*	*0.15*	<0.000047	<0.00007	<0.00007	<0.00005	<0.00005	<0.00005	<0.00005	<0.000533	<0.00056	<0.000528	<0.000554	<0.00047	<0.000047	<0.000047
Acenaphthene	*1.5*	*4.4*	<0.000027	<0.00009	<0.00009	<0.00005	<0.00005	<0.00005	<0.00005	<0.0000762	<0.00008	0.00014 J	<0.0000792	0.00056 J	0.002	<0.000027
Acenaphthylene	*1.5*	*4.4*	<0.000015	<0.00007	<0.00007	<0.00005	<0.00005	<0.00005	<0.00005	<0.0000571	<0.00006	<0.0000566	<0.0000594	<0.00015	<0.000015	<0.000015
Anthracene	*7.3*	*22*	<0.000014	<0.00007	<0.00007	<0.00005	<0.00005	<0.00005	<0.00005	<0.0000476	<0.00005	0.000105 J	0.000224 J	<0.00014	0.00016	0.000037 J
Benzo(a)anthracene	*0.0091*	*0.02*	<0.00005	<0.00007	<0.00007	<0.00005	<0.00005	<0.00005	<0.00005	<0.0000762	<0.00008	<0.0000755	0.000213 J	<0.0005	0.00024	0.00019
Benzo(a)pyrene	*0.0002*	*0.0002*	<0.00002	<0.00008	<0.00008	<0.00005	<0.00005	<0.00005	<0.00005	<0.0000762	<0.00008	<0.0000755	0.000192 J	<0.0002	**0.0003**	**0.00024**
bis(2-Chloroethoxy)methane	*0.00083*	*0.0019*	<0.00003	<0.00009	<0.00009	<0.00005	<0.00005	<0.00005	<0.00005	<0.000124	<0.00013	<0.000123	<0.000129	<0.0003	<0.00003	<0.00003
bis(2-Ethylhexyl)phthalate (DEHP)	*0.006*	*0.006*	<0.000037	0.005 J	0.00097	0.0012	<0.0012	<0.00035	<0.00059	<0.000352	<0.00037	<0.000349	0.00128	<0.00037	0.00054	0.0005
Chrysene	*0.91*	*2*	<0.000021	<0.00007	<0.00007	<0.00005	0.000078 J	<0.00005	<0.00005	<0.0000762	<0.00008	<0.0000755	0.000347 J	<0.00021	0.00031	0.00026
Dibenzofuran	*0.098*	*0.29*	<0.00002	<0.00008	<0.00008	<0.00005	<0.00005	<0.00005	<0.00005	<0.0000762	<0.00008	0.00017 J	<0.0000792	<0.0002	<0.00002	<0.00002
Di-n-butylphthalate (DBP)	*2.4*	*7.3*	<0.00002	<0.00007	<0.00007	0.00032	0.000052 J	<0.00005	<0.00005	<0.000105	<0.00011	<0.000104	<0.000109	<0.0002	<0.00002	<0.00002
Fluoranthene	*0.98*	*2.9*	<0.00001	<0.00007	<0.00007	0.000068 J	0.00013 J	0.000054 J	0.000093 J	<0.0000667	<0.00007	0.000216 J	0.00111	<0.0001	0.00094	0.00039
Fluorene	*0.98*	*2.9*	<0.00003	<0.00007	<0.00007	<0.00005	<0.00005	<0.00005	<0.00005	<0.0000667	<0.00007	0.000147 J	0.0001 J	<0.0003	0.00086	0.00003 J
Naphthalene	*0.49*	*1.5*	<0.00002	<0.0001	0.00083	0.000061 J	<0.000072	<0.00014	<0.00015	<0.0000762	<0.00008	0.0011 J	0.0000923 J	<0.0002	0.00015	0.000045 J
Nitrobenzene	*0.049*	*0.15*	<0.000024	<0.00009	<0.00009	<0.00005	<0.00005	<0.00005	<0.00005	<0.000105	<0.00011	<0.000104	<0.000109	<0.00024	<0.000024	<0.000024
N-Nitrosodiphenylamine	*0.19*	*0.42*	<0.000025	<0.00009	<0.00009	<0.00005	<0.00005	<0.00005	<0.00005	<0.0000952	<0.0001	<0.0000943	<0.000099	<0.00025	<0.000025	<0.000025
Pentachlorophenol	*0.001*	*0.001*	<0.000079	<0.00008	<0.00008	<0.00005	<0.00005	<0.00005	<0.00005	<0.000581	<0.00061	<0.000575	<0.000604	<0.00079	<0.00008	<0.000079
Phenanthrene	*0.73*	*2.2*	<0.000021	<0.00007	<0.00007	0.000072 J	0.000069 J	<0.00005	0.00014 J	<0.0000571	<0.00006	0.000665	0.00102	<0.00021	0.00037	0.00028
Phenol	*7.3*	*22*	<0.000035	0.00065	<0.00007	0.000056 J	0.00023	<0.00005	<0.00005	<0.0000381	<0.00004	<0.0000377	0.00194	<0.00035	<0.000035	<0.000035
Pyrene	*0.73*	*2.2*	<0.000019	<0.00007	<0.00007	0.000053 J	0.000087 J	<0.00005	<0.00005	<0.000105	<0.00011	0.000159 J	0.000881	<0.00019	0.00062	0.00036
Metals																
Arsenic	*0.01*	*0.01*	0.000915 J											0.000773 J	0.00137 J	<0.0004

Notes:

1. All values in milligrams per liter (mg/L).
2. Concentrations > RAL and non-detects are highlighted light gray.
3. Concentrations > C/I AL and non-detects are highlighted dark gray
4. TRRP Protective Concentration Limits (PCLs) (30 TAC §350, Table 3), updated January 2021.
5. RAL = Residential Assessment Level, C/I = Commercial/Industrial
6. J = Estimated value, < = not detected at the specified detection limit.
7. MW-32A was screened in the B-CZ & replaced with MW-32AR
8. Based on historical data, MW-25A and MW-25C were likely mislabeled in March 2018 and results are provided correctly in this table.

TABLE 2
ANALYTICAL RESULTS SUMMARY (2008 - 2022)
CLASS 2 GROUNDWATER
HOUSTON, TX - WOOD PRESERVING WORKS

	Residential Assessment Level	***C/I PCL***	MW-36D 01/24/2019	MW-36D 07/31/2019	MW-36D 01/16/2020	MW-36D 07/29/2020	MW-36D 01/26/2021	MW-36D 07/22/2021	MW-36D 01/26/2022	MW-38A 01/29/2008	MW-38A 01/29/2008 Duplicate	MW-38A 07/14/2008	MW-38A 07/14/2008 Duplicate	MW-38A 02/03/2009	MW-38A 01/14/2010	MW-38A 06/29/2010
Volatile Organic Compounds																
1,2-Dichloroethane	*0.005*	*0.005*	<0.0002	<0.0002	<0.0002	<0.0002	<0.0002	<0.0002	<0.0002	<0.00052	<0.00052	<0.00109	<0.00052	<0.0005	<0.0005	<0.0005
Benzene	*0.005*	*0.005*	<0.0002	<0.0002	<0.0002	<0.0002	<0.0002	<0.0002	<0.0002	<0.00025	<0.00025	<0.00112	<0.00025	<0.0005	<0.0005	<0.0005
Chlorobenzene	*0.1*	*0.1*	<0.0003	<0.0003	<0.0003	<0.0003	<0.0003	<0.0003	<0.0003	<0.00047	<0.00047	<0.0015	<0.00047	<0.0005	<0.0005	<0.0005
Ethylbenzene	*0.7*	*0.7*	<0.0003	<0.0003	<0.0003	<0.0003	<0.0003	<0.0003	<0.0003	<0.00025	<0.00025	<0.00142	<0.00025	<0.0005	<0.0005	<0.0005
Methylene chloride	*0.005*	*0.005*	<0.001	<0.001	<0.001	<0.001	<0.001	<0.001	<0.001	<0.00054	<0.00054	<0.00122	<0.00054	<0.0005	<0.0005	<0.0005
Toluene	*1*	*1*	<0.0002	<0.0002	<0.0002	<0.0002	<0.0002	<0.0002	<0.0002	<0.00041	<0.00041	<0.00138	<0.00041	<0.0005	<0.0005	<0.0005
Vinyl chloride	*0.002*	*0.002*														
Xylenes (total)	*10*	*10*	<0.0003	<0.0003	<0.0003	<0.0003	<0.0003	<0.0003	<0.0003	<0.00127	<0.00127	<0.00302	<0.00127	<0.001	<0.001	<0.001
Semivolatile Organic Compounds																
1,2-Diphenylhydrazine	*0.0011*	*0.0026*	<0.000021	<0.000021	<0.000021	<0.000021	<0.000021	<0.000021	<0.000021	<0.00008	<0.00008	<0.00008	<0.00008	<0.0001	<0.0001	<0.0001
2,4-Dimethylphenol	*0.49*	*1.5*	<0.00004	<0.00004	<0.00004	<0.00004	<0.00004	<0.000077	<0.00004	<0.00029	<0.00029	<0.00029	<0.00028	<0.00008	<0.00008	<0.00008
2,4-Dinitrotoluene	*0.0013*	*0.003*	<0.000058	<0.000058	<0.000058	<0.000058	<0.000058	<0.000058	<0.000058	<0.00019	<0.0002	<0.0002	<0.00019	<0.00009	<0.00009	<0.00009
2,6-Dinitrotoluene	*0.0013*	*0.003*	<0.000042	<0.000042	<0.000042	<0.000042	<0.000042	<0.000042	<0.000042	<0.00019	<0.0002	<0.0002	<0.00019	<0.00007	<0.00007	<0.00007
2-Chloronaphthalene	*2*	*5.8*	<0.000021	<0.000021	<0.000021	<0.000021	<0.000021	<0.000021	<0.000021	<0.00039	<0.00039	<0.00039	<0.00038	<0.00012	<0.0001	<0.0001
2-Methylnaphthalene	*0.098*	*0.29*	<0.000019	<0.000019	<0.000019	0.000069 J	0.00084	<0.000019	<0.000019	<0.00039	<0.00039	<0.00039	<0.00038	0.00044	<0.00007	0.00016 J
4,6-Dinitro-2-methylphenol	*0.0024*	*0.0073*	<0.00002	<0.00002	<0.00002	<0.00002	<0.00002	<0.00002	<0.00002	<0.00019	<0.0002	<0.0002	<0.00019	<0.00008	<0.00008	<0.00008
4-Nitrophenol	*0.049*	*0.15*	<0.000047	<0.000047	<0.000047	<0.000047	<0.000047	<0.000047	<0.000047	<0.00024	<0.00024	<0.00024	<0.00024	<0.00007	<0.00007	<0.00007
Acenaphthene	*1.5*	*4.4*	<0.000027	<0.000027	<0.000027	0.000067 J	0.0003	<0.000027	<0.000027	<0.00029	<0.00029	<0.00029	<0.00028	<0.00009	0.00024	<0.00009
Acenaphthylene	*1.5*	*4.4*	<0.000015	<0.000015	<0.000015	<0.000015	<0.000015	<0.000015	<0.000015	<0.00029	<0.00029	<0.00029	<0.00028	<0.00006	<0.00007	<0.00007
Anthracene	*7.3*	*22*	<0.000014	0.000017 J	<0.000033	0.000066 J	0.000022 J	<0.000014	<0.000014	<0.00019	<0.0002	<0.0002	<0.00019	<0.00007	<0.00007	<0.00007
Benzo(a)anthracene	*0.0091*	*0.02*	<0.00005	0.000053 J	<0.00005	0.000052 J	<0.00005	<0.00005	<0.00005	<0.00019	<0.0002	<0.0002	<0.00019	<0.00007	<0.00007	<0.00007
Benzo(a)pyrene	*0.0002*	*0.0002*	0.000027 J	0.000087 J	<0.00002	0.000056 J	<0.00002	<0.00002	<0.00002	<0.00019	<0.0002	<0.0002	<0.00019	<0.00008	<0.00008	<0.00008
bis(2-Chloroethoxy)methane	*0.00083*	*0.0019*	<0.00003	<0.00003	<0.00003	<0.00003	<0.00003	<0.00003	<0.00003	<0.00039	<0.00039	<0.00039	<0.00038	<0.00009	<0.00009	<0.00009
bis(2-Ethylhexyl)phthalate (DEHP)	*0.006*	*0.006*	0.000055 J	0.00008 J	<0.000037	0.0001 J	<0.00016	0.00037	0.000068 J	0.00078 J	**0.0145**	0.00022 J	0.00105 J	0.00042	<0.00049	<0.00044
Chrysene	*0.91*	*2*	0.000031 J	0.000058 J	<0.000021	<0.000062	<0.000021	<0.000021	<0.000021	<0.00019	<0.0002	<0.0002	<0.00019	<0.00007	<0.00007	<0.00007
Dibenzofuran	*0.098*	*0.29*	<0.00002	<0.00002	<0.00002	0.00008 J	0.0004	<0.00002	<0.00002	<0.00029	<0.00029	<0.00029	<0.00028	<0.00008	<0.00008	0.000083 J
Di-n-butylphthalate (DBP)	*2.4*	*7.3*	<0.00002	<0.00002	<0.00002	0.000062 J	<0.000026	<0.00002	<0.00002	<0.00019	<0.0002	<0.0002	<0.00019	<0.00007	<0.00007	<0.00007
Fluoranthene	*0.98*	*2.9*	0.000048 J	0.00011	<0.00001	0.00014	<0.000027	<0.00001	<0.00001	<0.00019	<0.0002	<0.0002	<0.00019	<0.00007	0.00012 J	<0.00007
Fluorene	*0.98*	*2.9*	<0.00003	<0.00003	<0.00003	0.000081 J	0.0002	<0.00003	<0.00003	<0.00019	<0.0002	<0.0002	<0.00019	<0.00007	<0.00007	<0.00007
Naphthalene	*0.49*	*1.5*	<0.00002	<0.00002	<0.000033	0.00047	0.0046	<0.00019	<0.00002	<0.00039	<0.00039	<0.00039	<0.00038	0.006	<0.0001	<0.0001
Nitrobenzene	*0.049*	*0.15*	<0.000024	<0.000024	<0.000024	<0.000024	<0.000024	<0.000024	<0.000024	<0.00039	<0.00039	<0.00039	<0.00038	<0.00009	<0.00009	<0.00009
N-Nitrosodiphenylamine	*0.19*	*0.42*	<0.000025	<0.000025	<0.000025	<0.000025	<0.000025	<0.000025	<0.000025	<0.00024	<0.00024	<0.00024	<0.00024	<0.00009	<0.00009	<0.00009
Pentachlorophenol	*0.001*	*0.001*	<0.000079	<0.000079	<0.000079	<0.000079	<0.000079	<0.000079	<0.000079	<0.00019	<0.0002	<0.0002	<0.00019	<0.00008	<0.00008	<0.00008
Phenanthrene	*0.73*	*2.2*	<0.000021	0.000066 J	<0.000047	0.00026	0.00022	<0.000021	<0.000021	<0.00019	<0.0002	<0.0002	<0.00019	<0.00007	<0.00007	<0.00007
Phenol	*7.3*	*22*	<0.000035	<0.000035	<0.000035	<0.000035	0.00029	<0.000065	<0.000035	<0.00019	<0.0002	<0.0002	<0.00019	<0.00007	<0.00007	<0.00007
Pyrene	*0.73*	*2.2*	0.000042 J	0.000099 J	<0.000019	<0.0001	<0.000019	<0.000019	<0.000019	<0.00019	<0.0002	<0.0002	<0.00019	<0.00007	0.0001 J	<0.00007
Metals																
Arsenic	*0.01*	*0.01*	0.000417 J	<0.0004	0.000533 J	<0.0004	0.00212	0.00234	0.00615							

Notes:

1. All values in milligrams per liter (mg/L).
2. Concentrations > RAL and non-detects are highlighted light gray.
3. Concentrations > C/I AL and non-detects are highlighted dark gray
4. TRRP Protective Concentration Limits (PCLs) (30 TAC §350, Table 3), updated January 2021.
5. RAL = Residential Assessment Level, C/I = Commercial/Industrial
6. J = Estimated value, < = not detected at the specified detection limit.
7. MW-32A was screened in the B-CZ & replaced with MW-32AR
8. Based on historical data, MW-25A and MW-25C were likely mislabeled in March 2018 and results are provided correctly in this table.

TABLE 2
ANALYTICAL RESULTS SUMMARY (2008 - 2022)
CLASS 2 GROUNDWATER
HOUSTON, TX - WOOD PRESERVING WORKS

	Residential Assessment Level	***C/I PCL***	MW-38A 01/25/2011	MW-38A 07/19/2011	MW-38A 08/25/2011	MW-38A 02/15/2012	MW-38A 07/18/2012	MW-38A 02/07/2013	MW-38A 08/08/2013	MW-38A 01/21/2014	MW-38A 07/25/2014	MW-38A 01/26/2018	MW-38A 03/25/2018	MW-38A 06/05/2018	MW-38A 01/22/2019	MW-38A 07/31/2019
Volatile Organic Compounds																
1,2-Dichloroethane	*0.005*	*0.005*	<0.0005	<0.001		<0.001	<0.0005	<0.00014	<0.00014	<0.0002	<0.00014	<0.0002	<0.0002	<0.0002	<0.0002	0.00031 J
Benzene	*0.005*	*0.005*	<0.0005	<0.001		<0.001	<0.0005	<0.00008	<0.00008	<0.0002	<0.00008	<0.0002	<0.0002	<0.0002	<0.0002	<0.0002
Chlorobenzene	*0.1*	*0.1*	<0.0005	<0.001		<0.001	<0.0005	<0.00012	<0.00012	<0.00018	<0.00012	<0.0003	<0.0003	<0.0003	<0.0003	<0.0003
Ethylbenzene	*0.7*	*0.7*	<0.0005	<0.0011		<0.0011	<0.0005	<0.00011	<0.00011	<0.00019	<0.00011	<0.0003	<0.0003	<0.0003	<0.0003	<0.0003
Methylene chloride	*0.005*	*0.005*	<0.0005	<0.0013		<0.0013	<0.001	<0.00015	<0.00015	<0.00022	<0.00015	<0.001	<0.001	<0.001	<0.001	<0.001
Toluene	*1*	*1*	<0.0005	<0.001		<0.001	<0.0005	<0.00015	<0.00015	<0.00017	<0.00015	<0.0002	<0.0002	<0.0002	<0.0002	<0.0002
Vinyl chloride	*0.002*	*0.002*							<0.00011		<0.00011					
Xylenes (total)	*10*	*10*	<0.001	<0.0031		<0.0031	<0.0015	<0.00026	<0.00026	<0.00058	<0.00026	<0.0003	<0.0003	<0.0003	<0.0003	<0.0003
Semivolatile Organic Compounds																
1,2-Diphenylhydrazine	*0.0011*	*0.0026*	<0.0001	<0.00005		<0.00005	<0.00005	<0.000105	<0.000104	<0.000105	<0.000107	<0.000021	<0.000021	<0.000021	<0.000021	<0.000021
2,4-Dimethylphenol	*0.49*	*1.5*	<0.00008	<0.00005		<0.00005	<0.00005	<0.000295	<0.000292	<0.000295	<0.000301	<0.00004	<0.00004	<0.00004	<0.00004	<0.00004
2,4-Dinitrotoluene	*0.0013*	*0.003*	<0.00009	<0.00005		<0.00005	<0.00005	<0.000124	<0.000123	<0.000124	<0.000126	<0.000058	<0.000059	<0.000058	<0.000058	<0.000058
2,6-Dinitrotoluene	*0.0013*	*0.003*	<0.00007	<0.00006		<0.00006	<0.00006	<0.0000762	<0.0000755	<0.0000762	<0.0000777	<0.000042	<0.000042	<0.000042	<0.000042	<0.000042
2-Chloronaphthalene	*2*	*5.8*	<0.0001	<0.00005		<0.00005	<0.00005	<0.0000762	<0.0000755	<0.0000762	<0.0000777	<0.000021	<0.000021	<0.000021	<0.000021	<0.000021
2-Methylnaphthalene	*0.098*	*0.29*	0.000085 J	<0.00005		<0.00005	<0.00031	<0.0000667	0.000115 J	<0.0000667	<0.000068	<0.000019	0.00014	<0.000019	0.000055 J	<0.000019
4,6-Dinitro-2-methylphenol	*0.0024*	*0.0073*	<0.00008	<0.00008		<0.00008	<0.00008	<0.00079	<0.000783	<0.00079	<0.000806	<0.00002	<0.00002	<0.00002	<0.00002	<0.00002
4-Nitrophenol	*0.049*	*0.15*	<0.00007	<0.00005		<0.00005	<0.00005	<0.000533	<0.000528	<0.000533	<0.000544	<0.000047	<0.000047	<0.000047	<0.000047	<0.000047
Acenaphthene	*1.5*	*4.4*	<0.00009	0.00043		<0.00005	<0.00025	<0.0000762	0.000638	<0.0000762	<0.0000777	<0.000027	0.0039	0.00061	0.014	<0.000027
Acenaphthylene	*1.5*	*4.4*	<0.00007	<0.00005		<0.00005	<0.00005	<0.0000571	<0.0000566	<0.0000571	<0.0000583	<0.000015	0.000053 J	<0.000015	0.0002	<0.000015
Anthracene	*7.3*	*22*	0.00023	0.0001 J		<0.00005	<0.00013	0.0000712 J	<0.0000472	0.000103 J	<0.0000816	<0.000014	0.00026	0.00015	0.00017	0.000022 J
Benzo(a)anthracene	*0.0091*	*0.02*	<0.00007	0.00025		<0.00005	<0.00005	<0.0000762	<0.0000755	<0.0000762	<0.0000777	<0.00005	<0.000051	<0.00005	<0.00005	0.000087 J
Benzo(a)pyrene	*0.0002*	*0.0002*	<0.00008	**0.00052**	<0.00005	<0.00005	<0.00005	<0.0000762	<0.0000755	<0.0000762	<0.0000777	<0.00002	<0.00002	<0.00002	<0.00002	0.00012
bis(2-Chloroethoxy)methane	*0.00083*	*0.0019*	<0.00009	<0.00005		<0.00005	<0.00005	<0.000124	<0.000123	<0.000124	<0.000126	<0.00003	<0.00003	<0.00003	<0.00003	<0.00003
bis(2-Ethylhexyl)phthalate (DEHP)	*0.006*	*0.006*	0.00064	<0.00094		0.0016	0.00023	<0.000352	<0.000349	<0.000352	<0.000359	<0.000037	<0.000037	0.0001 J	<0.000037	0.000084 J
Chrysene	*0.91*	*2*	<0.00007	0.00022		<0.00005	<0.00005	<0.0000762	<0.0000755	<0.0000762	<0.0000777	<0.000021	<0.000021	<0.000021	<0.000021	0.000092 J
Dibenzofuran	*0.098*	*0.29*	<0.00008	<0.00005	0.000055 J	<0.00005	<0.00014	<0.0000762	<0.0000755	<0.0000762	<0.0000777	<0.00002	<0.00002	0.00006 J	0.00014	<0.00002
Di-n-butylphthalate (DBP)	*2.4*	*7.3*	<0.00007	0.00017 J		<0.00005	0.000052 J	<0.000105	0.000145 J	<0.000105	<0.000107	<0.00002	<0.00002	0.00017 J	0.000068 J	<0.00002
Fluoranthene	*0.98*	*2.9*	0.00034	0.00014 J		<0.00005	<0.00017	<0.0000667	0.000164 J	<0.0000667	<0.000068	<0.00001	0.00023	0.000032 J	0.0013	0.00018
Fluorene	*0.98*	*2.9*	<0.00007	<0.00005		<0.00005	<0.00015	<0.0000667	<0.000066	<0.0000667	<0.000068	<0.00003	0.0003	0.00016	0.0024	<0.00003
Naphthalene	*0.49*	*1.5*	0.00059	<0.00026		<0.00005	<0.001	<0.0000762	0.00192 J	<0.000146	<0.0000777	<0.00002	<0.00002	0.00071	0.00015	0.000068 J
Nitrobenzene	*0.049*	*0.15*	<0.00009	<0.00005		<0.00005	<0.00005	<0.000105	<0.000104	<0.000105	<0.000107	<0.000024	<0.000024	<0.000024	<0.000024	<0.000024
N-Nitrosodiphenylamine	*0.19*	*0.42*	<0.00009	<0.00005		<0.00005	<0.00005	<0.0000952	<0.0000943	<0.0000952	<0.0000971	<0.000025	<0.000025	<0.000025	<0.000025	<0.000025
Pentachlorophenol	*0.001*	*0.001*	<0.00008	0.000067 J		<0.00005	<0.00005	<0.000581	<0.000575	<0.000581	<0.000592	<0.000079	<0.00008	<0.000079	<0.000079	<0.000079
Phenanthrene	*0.73*	*2.2*	0.0001 J	<0.00005		0.00011 J	<0.00032	<0.0000571	<0.0000566	<0.0000571	<0.0000583	<0.000021	0.00033	<0.000021	0.00058	0.0001
Phenol	*7.3*	*22*	<0.00007	<0.00005		<0.00005	<0.00005	<0.0000381	<0.0000377	<0.0000381	<0.0000388	<0.000035	<0.000035	<0.000035	<0.000035	<0.000035
Pyrene	*0.73*	*2.2*	0.00021	0.00018 J		<0.00005	<0.00016	<0.000105	0.000176 J	<0.000105	<0.000107	<0.000019	0.00021	0.000056 J	0.0011	0.00014
Metals																
Arsenic	*0.01*	*0.01*										<0.0004	**0.0138**	**0.0124**	**0.0186**	<0.0004

Notes:

1. All values in milligrams per liter (mg/L).
2. Concentrations > RAL and non-detects are highlighted light gray.
3. Concentrations > C/I AL and non-detects are highlighted dark gray
4. TRRP Protective Concentration Limits (PCLs) (30 TAC §350, Table 3), updated January 2021.
5. RAL = Residential Assessment Level, C/I = Commercial/Industrial
6. J = Estimated value, < = not detected at the specified detection limit.
7. MW-32A was screened in the B-CZ & replaced with MW-32AR
8. Based on historical data, MW-25A and MW-25C were likely mislabeled in March 2018 and results are provided correctly in this table.

TABLE 2
ANALYTICAL RESULTS SUMMARY (2008 - 2022)
CLASS 2 GROUNDWATER
HOUSTON, TX - WOOD PRESERVING WORKS

	Residential Assessment Level	***C/I PCL***	MW-38A 01/21/2020	MW-38A 07/20/2020	MW-38A 01/13/2021	MW-38A 07/14/2021	MW-38A 01/27/2022	MW-38B 01/29/2008	MW-38B 07/14/2008	MW-38B 02/03/2009	MW-38B 01/14/2010	MW-38B 06/29/2010	MW-38B 01/25/2011	MW-38B 07/18/2011	MW-38B 02/15/2012	MW-38B 07/18/2012
Volatile Organic Compounds																
1,2-Dichloroethane	*0.005*	*0.005*	<0.0002	<0.0002	<0.0002	<0.0002	<0.0002	<0.00052	<0.00109	<0.0005	<0.0005	<0.0005	<0.0005	<0.001	<0.001	<0.0005
Benzene	*0.005*	*0.005*	<0.0002	<0.0002	<0.0002	<0.0002	<0.0002	<0.00025	<0.00112	<0.0005	<0.0005	<0.0005	<0.0005	<0.001	<0.001	<0.0005
Chlorobenzene	*0.1*	*0.1*	<0.0003	<0.0003	<0.0003	<0.0003	<0.0003	<0.00047	<0.0015	<0.0005	<0.0005	<0.0005	<0.0005	<0.001	<0.001	<0.0005
Ethylbenzene	*0.7*	*0.7*	<0.0003	<0.0003	<0.0003	<0.0003	<0.0003	<0.00025	<0.00142	<0.0005	<0.0005	<0.0005	<0.0005	<0.0011	<0.0011	<0.0005
Methylene chloride	*0.005*	*0.005*	<0.001	<0.001	<0.001	<0.001	<0.001	<0.00054	<0.00122	<0.0005	<0.0005	<0.0005	<0.0005	<0.0013	<0.0013	<0.001
Toluene	*1*	*1*	<0.0002	<0.0002	<0.0002	<0.0002	<0.0002	<0.00041	<0.00138	<0.0005	<0.0005	<0.0005	<0.0005	<0.001	<0.001	<0.0005
Vinyl chloride	*0.002*	*0.002*														
Xylenes (total)	*10*	*10*	<0.0003	<0.0003	<0.0003	<0.0003	<0.0003	<0.00127	<0.00302	<0.001	<0.001	<0.001	<0.001	<0.0031	<0.0031	<0.0015
Semivolatile Organic Compounds																
1,2-Diphenylhydrazine	*0.0011*	*0.0026*	<0.000021	<0.000021	<0.000022	<0.000021	<0.000021	<0.00008	<0.00008	<0.0001	<0.0001	<0.0001	<0.0001	<0.00005	<0.00005	<0.00005
2,4-Dimethylphenol	*0.49*	*1.5*	<0.00004	<0.00004	<0.000041	<0.00004	<0.00004	<0.0003	<0.00029	<0.00008	<0.00008	<0.00008	<0.00008	<0.00005	<0.00005	<0.00005
2,4-Dinitrotoluene	*0.0013*	*0.003*	<0.000058	<0.000058	<0.000059	<0.000058	<0.000058	<0.0002	<0.00019	<0.00009	<0.00009	<0.00009	<0.00009	<0.00005	<0.00005	<0.00005
2,6-Dinitrotoluene	*0.0013*	*0.003*	<0.000042	<0.000042	<0.000043	<0.000042	<0.000042	<0.0002	<0.00019	<0.00007	<0.00007	<0.00007	<0.00007	<0.00006	<0.00006	<0.00006
2-Chloronaphthalene	*2*	*5.8*	<0.000021	<0.000021	<0.000022	<0.000021	<0.000021	<0.0004	<0.00038	<0.00012	<0.0001	<0.0001	<0.0001	<0.00005	<0.00005	<0.00005
2-Methylnaphthalene	*0.098*	*0.29*	0.00017	<0.000019	<0.000019	<0.000019	<0.000019	<0.0004	<0.00038	0.00037	<0.00007	<0.00007	<0.00007	<0.00005	<0.00005	<0.0003
4,6-Dinitro-2-methylphenol	*0.0024*	*0.0073*	<0.00002	<0.00002	<0.000021	<0.00002	<0.00002	<0.0002	<0.00019	<0.00008	<0.00008	<0.00008	<0.00008	<0.00008	<0.00008	<0.00008
4-Nitrophenol	*0.049*	*0.15*	<0.000047	<0.000047	<0.000048	<0.000047	<0.000047	<0.00025	<0.00024	<0.00007	<0.00007	<0.00007	<0.00007	<0.00005	<0.00005	<0.00005
Acenaphthene	*1.5*	*4.4*	0.00068	0.000089 J	0.0079	0.0069	<0.000027	<0.0003	<0.00029	0.0001 J	<0.00009	0.00047	<0.00009	<0.00005	0.0001 J	0.00096
Acenaphthylene	*1.5*	*4.4*	<0.000015	<0.000015	0.000056 J	<0.000015	<0.000015	<0.0003	<0.00029	<0.00006	<0.00007	<0.00007	<0.00007	<0.00005	<0.00005	<0.00005
Anthracene	*7.3*	*22*	0.00015	<0.000014	0.00013	0.000089 J	0.00012	<0.0002	0.00026 J	0.00013 J	<0.00007	<0.00007	0.00011 J	0.00013 J	0.00021	<0.00023
Benzo(a)anthracene	*0.0091*	*0.02*	<0.00005	<0.00005	<0.00005	<0.00005	<0.00005	<0.0002	<0.00019	<0.00007	<0.00007	<0.00007	<0.00007	<0.00005	<0.00005	<0.00005
Benzo(a)pyrene	*0.0002*	*0.0002*	0.000032 J	<0.00002	<0.00002	<0.00002	<0.00002	<0.0002	<0.00019	<0.00008	<0.00008	<0.00008	<0.00008	<0.00005	<0.00005	<0.00005
bis(2-Chloroethoxy)methane	*0.00083*	*0.0019*	<0.00003	<0.00003	<0.000031	<0.00003	<0.00003	<0.0004	<0.00038	<0.00009	<0.00009	<0.00009	<0.00009	<0.00005	<0.00005	0.000072 J
bis(2-Ethylhexyl)phthalate (DEHP)	*0.006*	*0.006*	0.000063 J	<0.000037	0.00013 J	0.000068 J	0.000069 J	0.00103 J	<0.00019	0.00041	<0.00039	<0.00074	<0.0002	<0.001	<0.0001	<0.0001
Chrysene	*0.91*	*2*	0.00006 J	<0.000021	<0.000022	<0.000021	<0.000021	<0.0002	<0.00019	<0.00007	<0.00007	<0.00007	<0.00007	<0.00005	<0.00005	<0.00005
Dibenzofuran	*0.098*	*0.29*	0.00036	<0.00002	0.000086 J	<0.00002	<0.00002	<0.0003	<0.00029	<0.00008	<0.00008	<0.00008	<0.00008	<0.00005	<0.00005	<0.00028
Di-n-butylphthalate (DBP)	*2.4*	*7.3*	<0.00002	<0.00002	<0.000021	0.000029 J	<0.00002	<0.0002	<0.00019	<0.00007	<0.00007	<0.00007	<0.00007	<0.00005	<0.00005	<0.00005
Fluoranthene	*0.98*	*2.9*	0.00018	<0.00001	0.00045	0.00074	<0.00001	<0.0002	<0.00019	<0.00007	<0.00007	0.00017 J	<0.00007	<0.00005	<0.00005	<0.00032
Fluorene	*0.98*	*2.9*	0.00029	<0.00003	0.00069	0.00055	<0.00003	<0.0002	<0.00019	<0.00007	<0.00007	0.00015 J	<0.00007	<0.00005	<0.00005	<0.00027
Naphthalene	*0.49*	*1.5*	0.0011	<0.00002	0.000042 J	<0.00011	0.00018	<0.0004	<0.00038	0.0045	<0.00014	<0.0001	0.00031	<0.00005	0.00037	<0.0015
Nitrobenzene	*0.049*	*0.15*	<0.000024	<0.000024	<0.000025	<0.000024	<0.000024	<0.0004	<0.00038	<0.00009	<0.00009	<0.00009	<0.00009	<0.00005	<0.00005	<0.00005
N-Nitrosodiphenylamine	*0.19*	*0.42*	0.00011 J	<0.000025	<0.000026	<0.000025	<0.000025	<0.00025	<0.00024	<0.00009	<0.00009	<0.00009	<0.00009	<0.00005	<0.00005	<0.00005
Pentachlorophenol	*0.001*	*0.001*	<0.000079	<0.000079	<0.000081	<0.000079	<0.000079	<0.0002	<0.00019	<0.00008	<0.00008	<0.00008	<0.00008	<0.00005	<0.00005	<0.00005
Phenanthrene	*0.73*	*2.2*	0.00039	<0.000021	0.000084 J	<0.000021	<0.000021	<0.0002	<0.00019	<0.00007	<0.00007	<0.00007	<0.00007	<0.00005	<0.00005	<0.00037
Phenol	*7.3*	*22*	<0.000035	<0.000035	<0.000036	<0.000035	<0.000035	<0.0002	<0.00019	<0.00007	<0.00007	<0.00007	<0.00007	<0.00005	<0.00005	<0.00005
Pyrene	*0.73*	*2.2*	0.00014	<0.000019	0.00037	0.00067	<0.000019	<0.0002	<0.00019	<0.00007	<0.00007	0.00027	<0.00007	<0.00005	<0.00005	<0.00037
Metals																
Arsenic	*0.01*	*0.01*	**0.0177**	0.00512	**0.0288**	**0.0292**	0.00655									

Notes:
1. All values in milligrams per liter (mg/L).
2. Concentrations > RAL and non-detects are highlighted light gray.
3. Concentrations > C/I AL and non-detects are highlighted dark gray
4. TRRP Protective Concentration Limits (PCLs) (30 TAC §350, Table 3), updated January 2021.
5. RAL = Residential Assessment Level, C/I = Commercial/Industrial
6. J = Estimated value, < = not detected at the specified detection limit.
7. MW-32A was screened in the B-CZ & replaced with MW-32AR
8. Based on historical data, MW-25A and MW-25C were likely mislabeled in March 2018 and results are provided correctly in this table.

TABLE 2
ANALYTICAL RESULTS SUMMARY (2008 - 2022)
CLASS 2 GROUNDWATER
HOUSTON, TX - WOOD PRESERVING WORKS

	Residential Assessment Level	***C/I PCL***	MW-38B 02/07/2013	MW-38B 08/08/2013	MW-38B 01/21/2014	MW-38B 07/25/2014	MW-38B 01/26/2018	MW-38B 03/25/2018	MW-38B 06/05/2018	MW-38B 01/22/2019	MW-38B 07/18/2019	MW-38B 01/21/2020	MW-38B 07/20/2020	MW-38B 01/13/2021	MW-38B 07/14/2021	MW-38B 01/21/2022
Volatile Organic Compounds																
1,2-Dichloroethane	*0.005*	*0.005*	<0.00014	<0.00014	<0.0002	<0.00014	<0.0002	<0.0002	<0.0002	<0.0002	<0.0002	<0.0002	<0.0002	<0.0002	<0.0002	<0.0002
Benzene	*0.005*	*0.005*	<0.00008	<0.00008	<0.0002	<0.00008	<0.0002	<0.0002	<0.0002	<0.0002	<0.0002	<0.0002	<0.0002	<0.0002	<0.0002	<0.0002
Chlorobenzene	*0.1*	*0.1*	<0.00012	<0.00012	<0.00018	<0.00012	<0.0003	<0.0003	<0.0003	<0.0003	<0.0003	<0.0003	<0.0003	<0.0003	<0.0003	<0.0003
Ethylbenzene	*0.7*	*0.7*	<0.00011	<0.00011	<0.00019	<0.00011	<0.0003	<0.0003	<0.0003	<0.0003	<0.0003	<0.0003	<0.0003	<0.0003	<0.0003	<0.0003
Methylene chloride	*0.005*	*0.005*	<0.00015	<0.00015	<0.00022	<0.00015	<0.001	<0.001	<0.001	<0.001	<0.001	<0.001	<0.001	<0.001	<0.001	<0.001
Toluene	*1*	*1*	<0.00015	<0.00015	<0.00017	<0.00015	<0.0002	<0.0002	<0.0002	<0.0002	<0.0002	<0.0002	<0.0002	<0.0002	<0.0002	<0.0002
Vinyl chloride	*0.002*	*0.002*		<0.00011		<0.00011										
Xylenes (total)	*10*	*10*	<0.00026	<0.00026	<0.00058	<0.00026	<0.0003	<0.0003	<0.0003	<0.0003	<0.0003	<0.0003	<0.0003	<0.0003	<0.0003	<0.0003
Semivolatile Organic Compounds																
1,2-Diphenylhydrazine	*0.0011*	*0.0026*	<0.000105	<0.000104	<0.000105	<0.000109	<0.000021	<0.000021	<0.000021	<0.000021	<0.000021	0.00025	<0.000021	<0.000021	<0.000021	<0.000021
2,4-Dimethylphenol	*0.49*	*1.5*	<0.000295	<0.000292	<0.000295	<0.000307	<0.000041	<0.00004	<0.00004	<0.00004	0.000056 J	<0.00004	<0.00004	<0.00004	<0.00004	<0.00004
2,4-Dinitrotoluene	*0.0013*	*0.003*	<0.000124	<0.000123	<0.000124	<0.000129	<0.000059	<0.000059	<0.000058	<0.000058	<0.000058	<0.000058	<0.000058	<0.000058	<0.000058	<0.000058
2,6-Dinitrotoluene	*0.0013*	*0.003*	<0.0000762	<0.0000755	<0.0000762	<0.0000792	<0.000043	<0.000042	<0.000042	<0.000042	<0.000042	<0.000042	<0.000042	<0.000042	<0.000042	<0.000042
2-Chloronaphthalene	*2*	*5.8*	<0.0000762	<0.0000755	<0.0000762	<0.0000792	<0.000021	<0.000021	<0.000021	<0.000021	<0.000021	<0.000021	<0.000021	<0.000021	<0.000021	<0.000021
2-Methylnaphthalene	*0.098*	*0.29*	<0.0000667	<0.000066	0.000137 J	<0.0000992	0.000096 J	<0.000019	<0.000019	<0.000019	0.0003	0.00017	<0.000019	<0.000019	<0.000019	<0.000019
4,6-Dinitro-2-methylphenol	*0.0024*	*0.0073*	<0.00079	<0.000783	<0.00079	<0.000822	<0.00002	<0.00002	<0.00002	<0.00002	<0.00002	<0.00002	<0.00002	<0.00002	<0.00002	<0.00002
4-Nitrophenol	*0.049*	*0.15*	<0.000533	<0.000528	<0.000533	<0.000554	<0.000048	<0.000047	<0.000047	<0.000047	<0.000047	<0.000047	<0.000047	<0.000047	<0.000047	<0.000047
Acenaphthene	*1.5*	*4.4*	0.000226 J	<0.0000755	0.0000786 J	<0.000342	<0.000028	0.000095 J	0.048	<0.000027	0.00012	0.054	<0.000027	0.000027 J	0.00026	<0.000027
Acenaphthylene	*1.5*	*4.4*	<0.0000571	<0.0000566	<0.0000571	<0.0000594	<0.000015	<0.000015	0.00036	<0.000015	<0.000015	0.00045	<0.000015	<0.000015	<0.000015	<0.000015
Anthracene	*7.3*	*22*	0.000313 J	<0.0000472	0.000141 J	<0.000398	0.000047 J	<0.000014	0.0018	0.0001	0.000037 J	0.0012	<0.000014	<0.000014	0.000036 J	<0.000014
Benzo(a)anthracene	*0.0091*	*0.02*	<0.0000762	<0.0000755	<0.0000762	<0.0000792	<0.000051	<0.000051	<0.00005	<0.00005	<0.00005	0.000055 J	<0.00005	<0.00005	<0.00005	<0.00005
Benzo(a)pyrene	*0.0002*	*0.0002*	<0.0000762	<0.0000755	<0.0000762	<0.0000792	<0.00002	<0.00002	<0.00002	<0.00002	<0.00002	<0.00002	<0.00002	<0.00002	<0.00002	<0.00002
bis(2-Chloroethoxy)methane	*0.00083*	*0.0019*	<0.000124	<0.000123	<0.000124	<0.000129	<0.000031	<0.00003	<0.00003	<0.00003	<0.00003	<0.00003	<0.00003	<0.00003	<0.00003	<0.00003
bis(2-Ethylhexyl)phthalate (DEHP)	*0.006*	*0.006*	<0.000352	<0.000349	<0.000352	<0.000366	0.000061 J	0.00012 J	<0.000037	<0.000037	0.00031	<0.000037	<0.000037	0.000067 J	0.000043 J	<0.000037
Chrysene	*0.91*	*2*	<0.0000762	<0.0000755	<0.0000762	<0.0000792	<0.000021	<0.000021	<0.000021	<0.000021	<0.000021	0.000057 J	<0.000021	<0.000021	<0.000021	<0.000021
Dibenzofuran	*0.098*	*0.29*	<0.0000762	<0.0000755	0.0000923 J	<0.00041	0.000053 J	<0.00002	0.008	<0.00002	0.00014	0.0054	<0.00002	<0.00002	0.00015	<0.00002
Di-n-butylphthalate (DBP)	*2.4*	*7.3*	<0.000105	<0.000104	<0.000105	<0.000109	<0.00002	0.000027 J	<0.00002	<0.00002	<0.00002	0.000036 J	<0.00002	0.000041 J	0.000028 J	<0.00002
Fluoranthene	*0.98*	*2.9*	<0.0000667	<0.000066	0.000101 J	<0.00058	<0.00001	0.000022 J	0.0014	<0.00001	<0.00001	0.0025	<0.00001	0.000016 J	0.000071 J	<0.00001
Fluorene	*0.98*	*2.9*	<0.0000667	<0.000066	0.0000778 J	<0.000219	0.000046 J	<0.00003	0.019	<0.00003	0.00006 J	0.015	<0.00003	<0.00003	0.0002	<0.00003
Naphthalene	*0.49*	*1.5*	<0.0000762	<0.0000755	0.000466 J	<0.0016	0.00084	0.00016	0.00099	<0.00002	0.0026	0.00098	<0.00002	0.000022 J	<0.00022	<0.00002
Nitrobenzene	*0.049*	*0.15*	<0.000105	<0.000104	<0.000105	<0.000109	<0.000024	<0.000024	<0.000024	<0.000024	<0.000024	<0.000024	<0.000024	<0.000024	<0.000024	<0.000024
N-Nitrosodiphenylamine	*0.19*	*0.42*	<0.0000952	<0.0000943	<0.0000952	<0.000099	<0.000026	<0.000025	<0.000025	<0.000025	<0.000025	<0.000025	<0.000025	<0.000025	<0.000025	<0.000025
Pentachlorophenol	*0.001*	*0.001*	<0.000581	<0.000575	<0.000581	<0.000604	<0.000081	<0.00008	<0.000079	<0.000079	<0.000079	<0.000079	<0.000079	<0.000079	<0.000079	<0.000079
Phenanthrene	*0.73*	*2.2*	<0.0000571	<0.0000566	0.000304 J	<0.000164	0.000061 J	0.000052 J	<0.000021	<0.000021	0.000079 J	0.00095	<0.000021	0.000027 J	0.000087 J	<0.000021
Phenol	*7.3*	*22*	<0.0000381	<0.0000377	<0.0000381	<0.0000396	<0.000036	<0.000035	<0.000035	<0.000035	0.000056 J	<0.000035	<0.000035	<0.000035	<0.000035	<0.000035
Pyrene	*0.73*	*2.2*	<0.000105	<0.000104	<0.000105	0.000472 J	<0.000019	0.000035 J	0.00086	<0.000019	<0.000019	0.0015	<0.000019	<0.000019	0.000046 J	<0.000019
Metals																
Arsenic	*0.01*	*0.01*					0.000636 J	0.000972 J	**0.0386**	<0.0004	0.000553 J	**0.0173**	0.000612 J	**0.0526**	<0.00353	0.00191 J

Notes:

1. All values in milligrams per liter (mg/L).
2. Concentrations > RAL and non-detects are highlighted light gray.
3. Concentrations > C/I AL and non-detects are highlighted dark gray
4. TRRP Protective Concentration Limits (PCLs) (30 TAC §350, Table 3), updated January 2021.
5. RAL = Residential Assessment Level, C/I = Commercial/Industrial
6. J = Estimated value, < = not detected at the specified detection limit.
7. MW-32A was screened in the B-CZ & replaced with MW-32AR
8. Based on historical data, MW-25A and MW-25C were likely mislabeled in March 2018 and results are provided correctly in this table.

TABLE 2
ANALYTICAL RESULTS SUMMARY (2008 - 2022)
CLASS 2 GROUNDWATER
HOUSTON, TX - WOOD PRESERVING WORKS

	Residential Assessment Level	*C/I PCL*	MW-39B 01/30/2008	MW-39B 07/15/2008	MW-39B 02/04/2009	MW-39B 01/19/2010	MW-39B 06/22/2010	MW-39B 01/18/2011	MW-39B 07/26/2011	MW-39B 02/01/2012	MW-39B 07/19/2012	MW-39B 02/05/2013	MW-39B 07/31/2013	MW-39B 01/14/2014	MW-39B 07/25/2014	MW-39B 01/23/2018
Volatile Organic Compounds																
1,2-Dichloroethane	*0.005*	*0.005*	<0.00052	<0.00052	<0.0005	<0.0005	<0.0005	<0.0005	<0.001	<0.001	<0.0005	<0.00014	<0.00014	<0.00014	<0.00014	<0.0002
Benzene	*0.005*	*0.005*	<0.00025	<0.00025	<0.0005	<0.0005	<0.0005	<0.0005	<0.001	<0.001	<0.0005	<0.00008	<0.00008	<0.00008	<0.00008	<0.0002
Chlorobenzene	*0.1*	*0.1*	<0.00047	<0.00047	<0.0005	<0.0005	<0.0005	<0.0005	<0.001	<0.001	<0.0005	<0.00012	<0.00012	<0.00012	<0.00012	<0.0003
Ethylbenzene	*0.7*	*0.7*	<0.00025	<0.00025	<0.0005	<0.0005	<0.0005	<0.0005	<0.0011	<0.0011	<0.0005	<0.00011	<0.00011	<0.00011	<0.00011	<0.0003
Methylene chloride	*0.005*	*0.005*	<0.00054	<0.00054	<0.0005	<0.0005	<0.0005	<0.0005	<0.0013	<0.0013	<0.001	<0.00015	<0.00015	<0.00015	<0.00015	<0.001
Toluene	*1*	*1*	<0.00041	<0.00041	<0.0005	<0.0005	<0.0005	<0.0005	<0.001	<0.001	<0.0005	<0.00015	<0.00015	<0.00015	<0.00015	<0.0002
Vinyl chloride	*0.002*	*0.002*										<0.00011			<0.00011	
Xylenes (total)	*10*	*10*	<0.00127	<0.00127	<0.001	<0.001	<0.001	<0.001	<0.0031	<0.0031	<0.0015	<0.00026	<0.00026	<0.00026	<0.00026	<0.0003
Semivolatile Organic Compounds																
1,2-Diphenylhydrazine	*0.0011*	*0.0026*	<0.00008	<0.00008	<0.0001	<0.0001	<0.0001	<0.0001	<0.00005	<0.00005	<0.00005	<0.000104	<0.000105	<0.00106	<0.000107	<0.000021
2,4-Dimethylphenol	*0.49*	*1.5*	<0.0003	<0.00029	<0.00008	<0.00008	<0.00008	<0.00008	<0.00005	0.00005 J	<0.00005	<0.000292	<0.000295	<0.00298	<0.000301	<0.00004
2,4-Dinitrotoluene	*0.0013*	*0.003*	<0.0002	<0.00019	<0.00009	<0.00009	<0.00009	<0.00009	<0.00005	0.00005 J	<0.00005	<0.000123	<0.000124	<0.00125	<0.000126	<0.000058
2,6-Dinitrotoluene	*0.0013*	*0.003*	<0.0002	<0.00019	<0.00007	<0.00007	<0.00007	<0.00007	<0.00006	0.00006 J	<0.00006	<0.0000755	<0.0000762	<0.000769	<0.0000777	<0.000042
2-Chloronaphthalene	*2*	*5.8*	<0.0004	<0.00039	<0.00012	<0.0001	<0.0001	<0.0001	<0.00005	0.00005 J	<0.00005	<0.0000755	<0.0000762	<0.000769	<0.0000777	<0.000021
2-Methylnaphthalene	*0.098*	*0.29*	<0.0004	<0.00039	<0.00007	<0.00007	<0.00007	0.000086 J	<0.00005	0.00005 J	0.000069 J	<0.000066	<0.0000667	<0.000673	<0.0000708	0.000081 J
4,6-Dinitro-2-methylphenol	*0.0024*	*0.0073*	<0.0002	<0.00049	<0.00008	<0.00008	<0.00008	<0.00008	<0.00008	<0.00008	<0.00008	<0.000783	<0.00079	**<0.00798**	<0.000806	<0.00002
4-Nitrophenol	*0.049*	*0.15*	<0.00025	<0.00024	<0.00007	<0.00007	<0.00007	<0.00007	<0.00005	0.00005 J	<0.00005	<0.000528	<0.000533	<0.00538	<0.000544	<0.000047
Acenaphthene	*1.5*	*4.4*	0.000664	<0.00029	0.00022	0.00014 J	0.0034	0.00039	0.00028	0.0011 J	0.0004	0.000756	0.0007	0.00115 J	<0.0012	0.00093
Acenaphthylene	*1.5*	*4.4*	<0.0003	<0.00029	<0.00006	<0.00007	<0.00007	<0.00007	0.000053 J	0.00005 J	<0.00005	0.00011 J	0.0000676 J	<0.000577	0.0000623 J	<0.000015
Anthracene	*7.3*	*22*	0.00106	0.000619	0.00028	<0.00007	<0.00007	<0.00007	0.0004	<0.00005	0.0001 J	0.000901	0.000774	<0.00101	<0.000615	0.000053 J
Benzo(a)anthracene	*0.0091*	*0.02*	<0.0002	<0.00019	<0.00007	<0.00007	<0.00007	<0.00007	<0.00005	0.00005 J	<0.00005	<0.0000755	<0.0000762	<0.000769	<0.0000777	<0.00005
Benzo(a)pyrene	*0.0002*	*0.0002*	<0.0002	<0.00019	<0.00008	<0.00008	<0.00008	<0.00008	<0.00005	<0.00005	<0.00005	<0.0000755	<0.0000762	**<0.000769**	<0.0000777	<0.00002
bis(2-Chloroethoxy)methane	*0.00083*	*0.0019*	<0.0004	<0.00039	<0.00009	<0.00009	<0.00009	<0.00009	<0.00005	0.00005 J	<0.00005	<0.000123	<0.000124	**<0.00125**	<0.000126	<0.00003
bis(2-Ethylhexyl)phthalate (DEHP)	*0.006*	*0.006*	0.00119 J	<0.00019	0.00046	0.0007	<0.0002	0.00024	0.00092	<0.00015	<0.00015	<0.000349	<0.000352	<0.00356	<0.000359	0.0018
Chrysene	*0.91*	*2*	<0.0002	<0.00019	<0.00007	<0.00007	<0.00007	<0.00007	<0.00005	<0.00005	<0.00005	<0.0000755	<0.0000762	<0.000769	<0.0000777	0.000057 J
Dibenzofuran	*0.098*	*0.29*	<0.0003	<0.00029	<0.00008	<0.00008	<0.00008	<0.00008	<0.00005	0.0004 J	0.000067 J	<0.0000755	<0.0000762	<0.000769	<0.0000823	0.0001
Di-n-butylphthalate (DBP)	*2.4*	*7.3*	<0.0002	<0.00019	<0.00007	<0.00007	<0.00007	<0.00007	<0.00005	<0.00005	<0.00005	<0.000104	<0.000122	<0.00106	<0.000107	0.000082 J
Fluoranthene	*0.98*	*2.9*	0.00213	0.000575	0.0014	<0.00007	0.0019	0.00013 J	0.000079 J	0.0011	0.00036	0.000112 J	0.000418 J	<0.000673	<0.000605	0.00015
Fluorene	*0.98*	*2.9*	<0.0002	<0.00019	0.00025	0.00021	0.00048	0.00013 J	0.00011 J	0.00032 J	0.00019 J	<0.000066	0.000216 J	<0.000673	<0.000311	0.00011
Naphthalene	*0.49*	*1.5*	<0.0004	<0.00039	0.00052	0.00018 J	<0.00015	0.00076	<0.00005	0.00034 J	0.00018 J	0.000428 J	<0.0000762	<0.000769	<0.0000777	0.00082
Nitrobenzene	*0.049*	*0.15*	<0.0004	<0.00039	<0.00009	<0.00009	<0.00009	<0.00009	<0.00005	0.00005 J	<0.00005	<0.000104	<0.000105	<0.00106	0.000853	<0.000024
N-Nitrosodiphenylamine	*0.19*	*0.42*	<0.00025	<0.00024	<0.00009	<0.00009	<0.00009	<0.00009	0.000054 J	<0.00005	<0.00005	<0.0000943	0.000158 J	<0.000962	<0.0000971	<0.000025
Pentachlorophenol	*0.001*	*0.001*	<0.0002	<0.00019	<0.00008	<0.00008	<0.00008	<0.00008	<0.00005	0.00005 J	<0.00005	<0.000575	<0.000581	**<0.00587**	<0.000592	<0.000079
Phenanthrene	*0.73*	*2.2*	0.00045 J	<0.00019	<0.00007	0.00025	<0.00007	0.00018 J	<0.00005	<0.00005	0.00016 J	<0.0000566	0.0000912 J	<0.000577	<0.0001	<0.000021
Phenol	*7.3*	*22*	<0.0002	<0.00019	<0.00007	<0.00007	<0.00007	<0.00007	<0.00005	<0.00005	<0.00005	<0.0000377	<0.0000381	<0.000385	<0.0000388	<0.000035
Pyrene	*0.73*	*2.2*	0.00156	0.000956	0.0013	0.00018 J	0.002	<0.00007	0.00017 J	0.0013	0.00052	0.000131 J	0.000655	<0.00106	0.000818	0.00015
Metals																
Arsenic	*0.01*	*0.01*														**0.0108**

Notes:
1. All values in milligrams per liter (mg/L).
2. Concentrations > RAL and non-detects are highlighted light gray.
3. Concentrations > C/I AL and non-detects are highlighted dark gray
4. TRRP Protective Concentration Limits (PCLs) (30 TAC §350, Table 3), updated January 2021.
5. RAL = Residential Assessment Level, C/I = Commercial/Industrial
6. J = Estimated value, < = not detected at the specified detection limit.
7. MW-32A was screened in the B-CZ & replaced with MW-32AR
8. Based on historical data, MW-25A and MW-25C were likely mislabeled in March 2018 and results are provided correctly in this table.

TABLE 2
ANALYTICAL RESULTS SUMMARY (2008 - 2022)
CLASS 2 GROUNDWATER
HOUSTON, TX - WOOD PRESERVING WORKS

	Residential Assessment Level	***C/I PCL***	MW-39B 03/19/2018	MW-39B 05/16/2018	MW-39B 01/08/2019	MW-39B 07/11/2019	MW-39B 01/13/2020	MW-39B 07/16/2020	MW-39B 01/13/2021	MW-39B 07/08/2021	MW-39B 01/06/2022	MW-40B 01/30/2008	MW-40B 07/15/2008	MW-40B 02/04/2009	MW-40B 01/19/2010	MW-40B 06/22/2010
Volatile Organic Compounds																
1,2-Dichloroethane	*0.005*	*0.005*	<0.0002	<0.0002	<0.0002	<0.0002	<0.0002	<0.0002	<0.0002	<0.0002	<0.0002	<0.00052	<0.00052	<0.0005	<0.0005	<0.0005
Benzene	*0.005*	*0.005*	<0.0002	<0.0002	<0.0002	<0.0002	<0.0002	<0.0002	<0.0002	<0.0002	<0.0002	**0.0348**	**0.0269**	**0.026**	**0.028**	**0.026**
Chlorobenzene	*0.1*	*0.1*	<0.0003	<0.0003	<0.0003	<0.0003	<0.0003	<0.0003	<0.0003	<0.0003	<0.0003	<0.00047	<0.00047	0.001 J	<0.0005	<0.0005
Ethylbenzene	*0.7*	*0.7*	<0.0003	<0.0003	<0.0003	<0.0003	<0.0003	0.00078 J	<0.0003	<0.0003	<0.0003	0.162	0.116	0.1	0.12	0.12
Methylene chloride	*0.005*	*0.005*	<0.001	<0.001	<0.001	<0.001	<0.001	<0.001	<0.001	<0.001	<0.001	<0.00054	<0.00054	<0.0005	<0.0005	<0.0005
Toluene	*1*	*1*	<0.0002	<0.0002	<0.0002	<0.0002	<0.0002	0.00038 J	<0.0002	<0.0002	<0.0002	0.0791	0.059	0.05	0.054	0.05
Vinyl chloride	*0.002*	*0.002*														
Xylenes (total)	*10*	*10*	<0.0003	<0.0003	<0.0003	<0.0003	<0.0003	0.0031	<0.0003	<0.0003	<0.0003	0.35	0.244	0.2	0.22	0.22
Semivolatile Organic Compounds																
1,2-Diphenylhydrazine	*0.0011*	*0.0026*	<0.000021	<0.000021	<0.000021	<0.000021	<0.000021	<0.000021	<0.000021	<0.000021	<0.000021	**<0.02**	<0.0004	<0.0001	<0.0001	<0.0001
2,4-Dimethylphenol	*0.49*	*1.5*	<0.00004	<0.00004	<0.00004	<0.00004	<0.00004	<0.00004	<0.00004	<0.00004	<0.00004	<0.071	0.0445	0.011	0.014	0.0044
2,4-Dinitrotoluene	*0.0013*	*0.003*	<0.000059	<0.000059	<0.000058	<0.000058	<0.000058	<0.000058	<0.000058	<0.000058	<0.000058	**<0.048**	<0.001	<0.00009	<0.00009	<0.00009
2,6-Dinitrotoluene	*0.0013*	*0.003*	<0.000042	<0.000042	<0.000042	<0.000042	<0.000042	<0.000042	<0.000042	<0.000042	<0.000042	**<0.048**	<0.001	<0.00007	<0.00007	<0.00007
2-Chloronaphthalene	*2*	*5.8*	<0.000021	<0.000021	<0.000021	<0.000021	<0.000021	0.00009 J	<0.000021	<0.000021	<0.000021	<0.095	<0.002	<0.00012	<0.0001	<0.0001
2-Methylnaphthalene	*0.098*	*0.29*	<0.000019	0.00008 J	<0.000019	<0.000027	0.00021	<0.000067	<0.000019	<0.000019	0.000024 J	**0.522**	**4.41**	**0.58**	**0.49**	**0.41**
4,6-Dinitro-2-methylphenol	*0.0024*	*0.0073*	<0.00002	<0.00002	<0.00002	<0.00002	<0.00002	<0.00002	<0.00002	<0.00002	<0.00002	**<0.048**	**<0.0025**	<0.00008	<0.00008	<0.00008
4-Nitrophenol	*0.049*	*0.15*	<0.000047	<0.000047	<0.000047	<0.000047	<0.000047	<0.000047	<0.000047	<0.000047	<0.000047	**<0.06**	<0.0012	<0.00007	<0.00007	<0.00007
Acenaphthene	*1.5*	*4.4*	0.001	0.00054	0.00062	0.00065	0.0012	0.024	0.0046	0.0018	0.0054	0.365	**3.17**	0.35	0.33	0.27
Acenaphthylene	*1.5*	*4.4*	<0.000015	<0.000015	<0.000015	0.000021 J	<0.000015	0.00015	<0.000015	<0.000015	<0.000015	<0.071	<0.0015	0.0027	0.0025	0.0031
Anthracene	*7.3*	*22*	<0.000014	0.0002	0.00016	0.00021	0.00016	0.00063	0.00024	<0.000014	0.00014	<0.048	0.0141	0.016	0.0095	0.017
Benzo(a)anthracene	*0.0091*	*0.02*	<0.000051	<0.000051	<0.00005	<0.00005	<0.00005	<0.00005	<0.00005	<0.00005	<0.00005	**<0.048**	<0.001	0.00028	0.0001 J	<0.00007
Benzo(a)pyrene	*0.0002*	*0.0002*	<0.00002	<0.00002	<0.00002	<0.00002	<0.00002	<0.00002	<0.00002	<0.00002	<0.00002	**<0.048**	**<0.001**	0.0002 J	<0.00008	<0.00008
bis(2-Chloroethoxy)methane	*0.00083*	*0.0019*	<0.00003	<0.00003	<0.00003	<0.00003	<0.00003	<0.00003	<0.00003	<0.00003	<0.00003	**<0.095**	**<0.002**	<0.00009	<0.00009	<0.00009
bis(2-Ethylhexyl)phthalate (DEHP)	*0.006*	*0.006*	0.00013 J	0.00011 J	<0.000037	0.000042 J	<0.000037	<0.000071	0.000096 J	<0.00024	<0.000097	**<0.048**	<0.001	0.00047	0.0035	<0.0002
Chrysene	*0.91*	*2*	<0.000021	<0.000021	<0.000021	<0.000021	<0.000021	0.000028 J	<0.000021	<0.000021	<0.000021	<0.048	<0.001	0.00023	0.00011 J	<0.00007
Dibenzofuran	*0.098*	*0.29*	<0.00002	0.000054 J	<0.00002	0.000037 J	0.00019	<0.00011	<0.00002	<0.00002	<0.00002	**0.239**	**2.13**	**0.25**	**0.17**	**0.22**
Di-n-butylphthalate (DBP)	*2.4*	*7.3*	<0.00002	0.000035 J	<0.00002	<0.00002	<0.00002	<0.00002	<0.00002	<0.00002	<0.00002	<0.048	<0.001	<0.00007	<0.00007	<0.00007
Fluoranthene	*0.98*	*2.9*	0.000075 J	0.000053 J	0.000067 J	0.000048 J	0.00023	0.0013	0.00049	0.00012	0.00054	<0.048	0.0067	0.0082	0.0067	0.0064
Fluorene	*0.98*	*2.9*	<0.00003	0.000061 J	<0.00003	0.000044 J	0.00032	0.0014	0.0007	0.00019	0.00068	0.175	0.247	0.2	0.15	0.17
Naphthalene	*0.49*	*1.5*	<0.00002	<0.0013	<0.000092	<0.00041	0.0023	<0.0011	0.000072 J	<0.00002	<0.000085	**9.34**	**94.2**	**9.7**	**8**	**6.8**
Nitrobenzene	*0.049*	*0.15*	<0.000024	<0.000024	<0.000024	<0.000024	<0.000024	<0.000024	<0.000024	<0.000024	<0.000024	**<0.095**	<0.002	<0.00009	<0.00009	<0.00009
N-Nitrosodiphenylamine	*0.19*	*0.42*	<0.000025	<0.000025	<0.000025	<0.000025	<0.000025	<0.000025	<0.000025	0.000084 J	<0.000025	<0.06	<0.0012	<0.00009	<0.00009	<0.00009
Pentachlorophenol	*0.001*	*0.001*	<0.00008	<0.00008	<0.000079	<0.000079	<0.000079	<0.000079	<0.000079	<0.000079	<0.000079	**<0.048**	<0.001	<0.00008	<0.00008	<0.00008
Phenanthrene	*0.73*	*2.2*	<0.000021	0.000056 J	0.000039 J	<0.000021	0.00019	<0.000047	0.000039 J	<0.000021	<0.000021	0.173	0.177	0.16	0.12	0.15
Phenol	*7.3*	*22*	<0.000035	<0.000035	<0.000035	<0.000035	<0.000035	<0.000035	<0.000035	<0.000035	<0.000035	<0.048	<0.001	<0.00007	<0.00007	<0.00007
Pyrene	*0.73*	*2.2*	0.000074 J	0.000064 J	0.000052 J	0.000072 J	0.00022	0.00095	0.00053	0.00014	0.00071	<0.048	0.0029	0.0043	0.0033	0.0035
Metals																
Arsenic	*0.01*	*0.01*	0.00188 J	0.00178 J	0.00365	0.00144 J	0.00248	**0.0489**	**0.0444**	**0.0155**	**0.0415**					

Notes:

1. All values in milligrams per liter (mg/L).
2. Concentrations > RAL and non-detects are highlighted light gray.
3. Concentrations > C/I AL and non-detects are highlighted dark gray
4. TRRP Protective Concentration Limits (PCLs) (30 TAC §350, Table 3), updated January 2021.
5. RAL = Residential Assessment Level, C/I = Commercial/Industrial
6. J = Estimated value, < = not detected at the specified detection limit.
7. MW-32A was screened in the B-CZ & replaced with MW-32AR
8. Based on historical data, MW-25A and MW-25C were likely mislabeled in March 2018 and results are provided correctly in this table.

TABLE 2
ANALYTICAL RESULTS SUMMARY (2008 - 2022)
CLASS 2 GROUNDWATER
HOUSTON, TX - WOOD PRESERVING WORKS

	Residential Assessment Level	***C/I PCL***	MW-40B 01/18/2011	MW-40B 07/14/2011	MW-40B 02/03/2012	MW-40B 07/19/2012	MW-40B 02/05/2013	MW-40B 07/31/2013	MW-40B 01/14/2014	MW-40B 07/18/2014	MW-40B 01/24/2018	MW-40B 03/19/2018	MW-40B 05/16/2018	MW-40B 01/08/2019	MW-40B 07/11/2019	MW-40B 01/13/2020
Volatile Organic Compounds																
1,2-Dichloroethane	*0.005*	*0.005*	<0.0005	**<0.01**	**<0.01**	<0.005	<0.00014	<0.0014	<0.0007	<0.00014	<0.0002	<0.0002	<0.001	<0.0002	<0.0002	<0.0002
Benzene	*0.005*	*0.005*	**0.019**	**0.016 J**	**0.013 J**	**0.013 J**	**0.0108**	**0.0115**	**0.0109**	**0.0103**	**0.0091**	**0.0066**	**0.014**	**0.0063**	**0.0088**	**0.011**
Chlorobenzene	*0.1*	*0.1*	<0.0005	<0.01	<0.01	<0.005	<0.00012	<0.0012	<0.0006	<0.00012	<0.0003	<0.0003	<0.0015	<0.0003	<0.0003	<0.0003
Ethylbenzene	*0.7*	*0.7*	0.13	0.081	0.08	0.082	0.0817	0.0798	0.084	0.0825	0.049	0.039	0.08	0.041	0.082	0.089
Methylene chloride	*0.005*	*0.005*	<0.0005	**<0.013**	**<0.013**	**<0.01**	<0.00015	<0.0015	<0.00075	<0.00015	<0.001	<0.001	<0.005	<0.001	<0.001	<0.001
Toluene	*1*	*1*	0.045	0.019 J	0.028 J	0.022 J	0.0118	0.0173	0.0147	0.0154	0.0081	0.0049	0.019	0.0048	0.014	0.022
Vinyl chloride	*0.002*	*0.002*					<0.00011			<0.00011						
Xylenes (total)	*10*	*10*	0.21	0.12 J	0.13 J	0.14 J	0.116	0.127	0.12	0.126	0.066	0.044	0.11	0.052	0.13	0.16
Semivolatile Organic Compounds																
1,2-Diphenylhydrazine	*0.0011*	*0.0026*	<0.0001	<0.00005	<0.00005	<0.00005	**<0.0104**	**<0.00524**	**<0.0212**	<0.00109	<0.000021	<0.000021	<0.000021	<0.000021	<0.000021	<0.000021
2,4-Dimethylphenol	*0.49*	*1.5*	0.00033 J	0.0034	0.004	0.0039	<0.0292	<0.0148	<0.0596	<0.00307	<0.00004	0.00034	<0.00004	<0.00004	0.0013	0.0013
2,4-Dinitrotoluene	*0.0013*	*0.003*	<0.00009	<0.00005	<0.00005	<0.00005	**<0.0123**	**<0.00619**	**<0.025**	<0.00129	<0.000059	<0.000058	<0.000058	<0.000058	<0.000058	<0.000058
2,6-Dinitrotoluene	*0.0013*	*0.003*	<0.00007	<0.00006	<0.00006	<0.00006	**<0.00755**	**<0.00381**	**<0.0154**	<0.000792	<0.000042	<0.000042	<0.000042	<0.000042	<0.000042	<0.000042
2-Chloronaphthalene	*2*	*5.8*	<0.0001	<0.00005	<0.00005	<0.00005	<0.00755	<0.00381	<0.0154	<0.000792	<0.000021	<0.000021	<0.000021	<0.000021	<0.000021	<0.000021
2-Methylnaphthalene	*0.098*	*0.29*	**0.27**	**0.24**	**0.2**	**0.28**	**0.302**	**0.309**	**0.35**	**0.263**	**0.13**	0.056	0.091	0.077	**0.18**	**0.34**
4,6-Dinitro-2-methylphenol	*0.0024*	*0.0073*	<0.00008	<0.00008	<0.00008	<0.00008	**<0.0783**	**<0.0395**	**<0.16**	**<0.00822**	<0.00002	<0.00002	<0.00002	<0.00002	<0.00002	<0.00002
4-Nitrophenol	*0.049*	*0.15*	<0.00007	<0.00005	<0.00005	<0.00005	**<0.0528**	<0.0267	**<0.108**	<0.00554	<0.000047	<0.000047	0.0015	<0.000047	<0.000047	<0.000047
Acenaphthene	*1.5*	*4.4*	0.25	0.17	0.2	0.23	0.315	0.35	0.402	0.236	0.26	0.16	0.14	0.12	0.21	0.39
Acenaphthylene	*1.5*	*4.4*	0.0025	0.0019	0.0022	0.0021	<0.00566	<0.00286	<0.0115	0.00335 J	<0.000015	<0.000015	0.0014	0.00083	0.0021	0.0021
Anthracene	*7.3*	*22*	0.017	0.0097	0.019	0.007	0.0183 J	0.019 J	0.0247 J	0.0142	0.016	0.0082	0.0087	0.007	0.011	0.04
Benzo(a)anthracene	*0.0091*	*0.02*	0.00016 J	<0.00005	0.000095 J	<0.00005	<0.00755	<0.00381	**<0.0154**	<0.000792	<0.000051	<0.00005	<0.00005	<0.00005	<0.00005	0.000094 J
Benzo(a)pyrene	*0.0002*	*0.0002*	<0.00008	<0.00005	<0.00005	<0.00005	**<0.00755**	**<0.00381**	**<0.0154**	**<0.000792**	<0.00002	<0.00002	<0.00002	<0.00002	<0.00002	<0.00002
bis(2-Chloroethoxy)methane	*0.00083*	*0.0019*	<0.00009	<0.00005	<0.00005	<0.00005	**<0.0123**	**<0.00619**	**<0.025**	**<0.00129**	<0.00003	<0.00003	<0.00003	<0.00003	<0.00003	<0.00003
bis(2-Ethylhexyl)phthalate (DEHP)	*0.006*	*0.006*	0.00075	<0.00053	0.00033	<0.00016	**<0.0349**	**<0.0176**	**<0.0712**	<0.00366	0.00038	<0.000037	0.00012 J	0.000079 J	<0.000037	<0.000037
Chrysene	*0.91*	*2*	0.00013 J	<0.00005	0.00011 J	<0.00005	<0.00755	<0.00381	<0.0154	<0.000792	<0.000021	<0.000021	<0.000021	0.000045 J	<0.000021	0.000051 J
Dibenzofuran	*0.098*	*0.29*	0.092	**0.13**	**0.15**	**0.17**	**0.206**	**0.242**	**0.252**	**0.178**	**0.16**	0.085	0.086	0.069	**0.13**	**0.29**
Di-n-butylphthalate (DBP)	*2.4*	*7.3*	<0.00007	<0.00005	<0.00005	<0.00005	<0.0104	<0.00524	<0.0212	<0.00109	<0.00002	<0.00002	<0.00002	<0.00002	<0.00002	<0.00002
Fluoranthene	*0.98*	*2.9*	0.0068	0.0049	0.0042	0.0031	<0.0066	0.0104 J	<0.0135	0.00562	0.0081	0.0037	0.0034	0.0041	0.0059	0.017
Fluorene	*0.98*	*2.9*	0.093	0.13	0.13	0.15	0.175	0.212	0.217	0.183	0.18	0.096	0.1	0.087	0.13	0.3
Naphthalene	*0.49*	*1.5*	**6.1**	**4**	**4.2**	**6**	**6.78**	**7.73**	**6.07**	**4.24**	**1.5**	**0.97**	**1.8**	**1.3**	**3.6**	**7.9**
Nitrobenzene	*0.049*	*0.15*	<0.00009	<0.00005	<0.00005	<0.00005	<0.0104	<0.00524	<0.0212	<0.00109	<0.000024	<0.000024	<0.000024	<0.000024	<0.000024	<0.000024
N-Nitrosodiphenylamine	*0.19*	*0.42*	<0.00009	<0.00005	<0.00005	<0.00005	<0.00943	<0.00476	<0.0192	<0.00099	<0.000025	<0.000025	<0.000025	<0.000025	<0.000025	<0.000025
Pentachlorophenol	*0.001*	*0.001*	<0.00008	<0.00005	<0.00005	<0.00005	**<0.0575**	**<0.029**	**<0.117**	**<0.00604**	<0.00008	<0.000079	<0.000079	<0.000079	<0.000079	<0.000079
Phenanthrene	*0.73*	*2.2*	0.083	0.11	0.08	0.1	0.137	0.158	0.197	0.111	0.14	0.078	0.1	0.068	0.093	0.22
Phenol	*7.3*	*22*	<0.00007	<0.00005	<0.00005	<0.00005	<0.00377	<0.0019	<0.00769	<0.000396	<0.000035	<0.000035	0.00065	<0.000035	0.000053 J	<0.000035
Pyrene	*0.73*	*2.2*	0.0039	0.0021	0.0033	0.0019	<0.0104	<0.00524	<0.0212	0.00242 J	0.0036	0.0019	0.0016	0.002	0.0024	0.0037
Metals																
Arsenic	*0.01*	*0.01*									**0.0679**	**0.0606**	**0.0494**	**0.085**	**0.052**	**0.0523**

Notes:

1. All values in milligrams per liter (mg/L).
2. Concentrations > RAL and non-detects are highlighted light gray.
3. Concentrations > C/I AL and non-detects are highlighted dark gray
4. TRRP Protective Concentration Limits (PCLs) (30 TAC §350, Table 3), updated January 2021.
5. RAL = Residential Assessment Level, C/I = Commercial/Industrial
6. J = Estimated value, < = not detected at the specified detection limit.
7. MW-32A was screened in the B-CZ & replaced with MW-32AR
8. Based on historical data, MW-25A and MW-25C were likely mislabeled in March 2018 and results are provided correctly in this table.

TABLE 2
ANALYTICAL RESULTS SUMMARY (2008 - 2022)
CLASS 2 GROUNDWATER
HOUSTON, TX - WOOD PRESERVING WORKS

	Residential Assessment Level	***C/I PCL***	MW-40B 07/16/2020	MW-40B 01/12/2021	MW-40B 07/07/2021	MW-40B 01/07/2022	MW-41B 01/31/2008 DNAPL	MW-41B 01/23/2020 DNAPL	MW-41B 07/29/2020	MW-41B 01/28/2021	MW-41B 07/26/2021	MW-41B 01/27/2022	MW-42B 01/30/2008	MW-42B 01/19/2010	MW-42B 07/14/2011	MW-42B 02/03/2012	MW-42B 07/19/2012
Volatile Organic Compounds																	
1,2-Dichloroethane	*0.005*	*0.005*	<0.0002	<0.0002	<0.002	<0.001	<0.00052	<0.0002	<0.0002	<0.0002	<0.0002	<0.002	<0.00052	<0.0005	<0.001	<0.001	<0.0025
Benzene	*0.005*	*0.005*	**0.01**	**0.01**	**.0078 J**	**0.0061**	**0.0103**	**0.012**	**0.016**	**0.01**	**0.014**	**0.038**	0.00117 J	<0.0005	<0.001	<0.001	<0.0025
Chlorobenzene	*0.1*	*0.1*	<0.0003	<0.0003	<0.003	<0.0015	<0.00047	<0.0003	<0.0003	<0.0003	<0.0003	<0.003	<0.00047	<0.0005	<0.001	<0.001	<0.0025
Ethylbenzene	*0.7*	*0.7*	0.086	0.11	0.066	0.042	0.0508	0.066	0.052	0.059	0.075	0.056	0.00112 J	<0.0005	<0.0011	<0.0011	<0.0025
Methylene chloride	*0.005*	*0.005*	<0.001	<0.001	**<0.01**	<0.005	<0.00054	<0.001	<0.001	<0.001	<0.001	**<0.01**	<0.00054	<0.0005	<0.0013	<0.0013	**0.0097 J**
Toluene	*1*	*1*	0.016	0.024	0.0061 J	0.0016 J	0.0525	0.087	0.059	0.054	0.097	0.077	0.00181 J	<0.0005	<0.001	<0.001	<0.0025
Vinyl chloride	*0.002*	*0.002*						<0.0002									
Xylenes (total)	*10*	*10*	0.12	0.17	0.088	0.036	0.127	0.16	0.12	0.14	0.18	0.14	0.00377 J	<0.001	<0.0031	<0.0031	<0.0075
Semivolatile Organic Compounds																	
1,2-Diphenylhydrazine	*0.0011*	*0.0026*	<0.000021	<0.00021	<0.000021	<0.000021	<0.0008	<0.000021	<0.00021	<0.00021	<0.00021	<0.00021	<0.00008	<0.0001	<0.00005	<0.00005	<0.00005
2,4-Dimethylphenol	*0.49*	*1.5*	<0.00004	0.0026	0.0019	<0.00004	0.104	0.043	0.021	0.0034	0.0061	0.23	<0.00029	<0.00008	0.00013 J	<0.00005	<0.00005
2,4-Dinitrotoluene	*0.0013*	*0.003*	<0.000058	<0.00058	<0.000058	<0.000058	**<0.0019**	<0.000058	<0.00058	<0.00058	<0.00058	<0.00058	<0.00019	<0.00009	<0.00005	<0.00005	<0.00005
2,6-Dinitrotoluene	*0.0013*	*0.003*	<0.000042	<0.00042	<0.000042	<0.000042	**<0.0019**	<0.000042	<0.00042	<0.00042	<0.00042	<0.00042	<0.00019	<0.00007	<0.00006	<0.00006	<0.00006
2-Chloronaphthalene	*2*	*5.8*	<0.000021	<0.00021	<0.000021	<0.000021	<0.0038	<0.000021	<0.00021	<0.00021	<0.00021	<0.00021	<0.00039	<0.0001	<0.00005	<0.00005	<0.00005
2-Methylnaphthalene	*0.098*	*0.29*	**0.27**	**0.3**	**0.22**	**0.14**	**0.305**	**0.67 J**	0.092	0.058	0.089	**0.31**	<0.00039	<0.00007	<0.00005	0.000089 J	0.00015 J
4,6-Dinitro-2-methylphenol	*0.0024*	*0.0073*	<0.00002	<0.0002	<0.00002	<0.00002	<0.0019	<0.00002	<0.0002	<0.0002	<0.0002	<0.0002	<0.00019	<0.00008	<0.00008	<0.00008	<0.00008
4-Nitrophenol	*0.049*	*0.15*	<0.000047	<0.00047	<0.000047	<0.000047	<0.0024	<0.000047	<0.00047	<0.00047	<0.00047	<0.00047	<0.00024	<0.00007	<0.00005	<0.00005	<0.00005
Acenaphthene	*1.5*	*4.4*	0.27	0.37	0.25	0.17	0.161	0.49	0.062	0.046	0.047	0.28	<0.00029	0.00021	<0.00024	0.0017	0.00081
Acenaphthylene	*1.5*	*4.4*	0.0018	0.0034	0.0021	0.00095	<0.0029	0.0089	0.0017	0.00086 J	0.00094 J	0.0049	<0.00029	<0.00007	<0.00005	<0.00005	<0.00005
Anthracene	*7.3*	*22*	0.008	0.021	0.017	0.0082	0.0191	0.045	0.013	0.0059	0.012	0.046	<0.00019	<0.00007	0.00036	<0.00005	<0.00005
Benzo(a)anthracene	*0.0091*	*0.02*	0.000069 J	<0.0005	0.000063 J	<0.00005	0.0036	0.004	0.0066	0.0033	0.0032	**0.032**	<0.00019	<0.00007	<0.00005	<0.00005	<0.00005
Benzo(a)pyrene	*0.0002*	*0.0002*	<0.00002	<0.0002	<0.00002	<0.00002	**<0.0019**	**0.0009**	**0.0024**	**0.0011**	**0.00089 J**	**0.0061**	<0.00019	<0.00008	<0.00005	<0.00005	<0.00005
bis(2-Chloroethoxy)methane	*0.00083*	*0.0019*	<0.00003	<0.0003	<0.00003	<0.00003	**<0.0038**	<0.00003	<0.0003	<0.0003	<0.0003	<0.0003	<0.00039	<0.00009	<0.00005	<0.00005	<0.00005
bis(2-Ethylhexyl)phthalate (DEHP)	*0.006*	*0.006*	<0.000061	<0.00037	0.00027	<0.000037	<0.0019	0.00032	0.00089 J	<0.00037	<0.00037	0.0013 J	0.00135 J	0.00028	<0.0008	<0.0001	<0.00022
Chrysene	*0.91*	*2*	0.000051 J	<0.00021	0.00006	<0.000021	0.003	0.0033	0.0052	0.003	0.0031	0.033	<0.00019	<0.00007	<0.00005	<0.00005	<0.00005
Dibenzofuran	*0.098*	*0.29*	0.081	**0.24**	**0.16**	**0.1**	**0.142**	**0.39**	0.033	0.039	0.051	**0.24**	0.000699	0.00037	<0.00014	0.00016 J	0.000066 J
Di-n-butylphthalate (DBP)	*2.4*	*7.3*	<0.000069	<0.0002	<0.00002	<0.00002	<0.0019	<0.00002	<0.0002	0.00074 J	<0.0002	<0.0002	<0.00019	<0.00007	<0.00005	<0.00005	0.000062 J
Fluoranthene	*0.98*	*2.9*	0.0055	0.012	0.0091	0.0043	0.027	0.052	0.031	0.019	0.022	0.41	0.000697	0.00059	0.00024	0.00085	0.00041
Fluorene	*0.98*	*2.9*	0.078	0.24	0.17	0.11	0.148	0.35	0.042	0.041	0.048	0.31	<0.00019	0.00016 J	<0.00026	0.0005	0.00016 J
Naphthalene	*0.49*	*1.5*	**2.3**	0.1	0	**1.5**	**4.57**	**10**	**2.3**	**0.56**	0.2	**3.7**	0.000725	0.00035	<0.00048	<0.00063	0.0019
Nitrobenzene	*0.049*	*0.15*	<0.000024	<0.00024	<0.000024	<0.000024	<0.0038	<0.000024	<0.00024	<0.00024	<0.00024	<0.00024	<0.00039	<0.00009	<0.00005	<0.00005	<0.00005
N-Nitrosodiphenylamine	*0.19*	*0.42*	<0.000025	<0.00025	<0.000025	<0.000025	<0.0024	<0.000025	<0.00025	<0.00025	<0.00025	<0.00025	<0.00024	<0.00009	<0.00005	<0.00005	<0.00005
Pentachlorophenol	*0.001*	*0.001*	<0.000079	<0.00079	<0.000079	<0.000079	**<0.0019**	<0.000079	<0.00079	<0.00079	<0.00079	<0.00079	<0.00019	<0.00008	<0.00005	<0.00005	<0.00005
Phenanthrene	*0.73*	*2.2*	0.066	0.23	0.16	0.093	0.161	0.41	0.087	0.046	0.054	0.47	<0.00019	<0.00007	<0.00016	0.00012 J	<0.00005
Phenol	*7.3*	*22*	<0.000035	<0.00035	<0.000035	<0.000035	0.00576	<0.000035	<0.00035	<0.00035	<0.00035	0.24	<0.00019	<0.00007	<0.00005	<0.00005	<0.00005
Pyrene	*0.73*	*2.2*	0.0026	0.0059	0.0037	0.0022	0.017	0.029	0.019	0.0093	0.01	0.11	0.000624	0.00035	0.00014 J	0.00044	0.00023
Metals																	
Arsenic	*0.01*	*0.01*	**0.0442**	**0.0591**	**0.0453**	**0.0796**		**0.0842 J**	**0.0801**	**0.0589**	**0.0883**	**0.0379**					

Notes:

1. All values in milligrams per liter (mg/L).
2. Concentrations > RAL and non-detects are highlighted light gray.
3. Concentrations > C/I AL and non-detects are highlighted dark gray
4. TRRP Protective Concentration Limits (PCLs) (30 TAC §350, Table 3), updated January 2021.
5. RAL = Residential Assessment Level, C/I = Commercial/Industrial
6. J = Estimated value, < = not detected at the specified detection limit.
7. MW-32A was screened in the B-CZ & replaced with MW-32AR
8. Based on historical data, MW-25A and MW-25C were likely mislabeled in March 2018 and results are provided correctly in this table.

TABLE 2
ANALYTICAL RESULTS SUMMARY (2008 - 2022)
CLASS 2 GROUNDWATER
HOUSTON, TX - WOOD PRESERVING WORKS

	Residential Assessment Level	***C/I PCL***	MW-42B 02/05/2013	MW-42B 08/01/2013	MW-42B 01/15/2014	MW-42B 07/18/2014	MW-42B 01/24/2018	MW-42B 03/19/2018	MW-42B 05/16/2018	MW-42B 01/08/2019	MW-42B 07/11/2019	MW-42B 01/13/2020	MW-42B 07/16/2020	MW-42B 01/12/2021	MW-42B 07/07/2021	MW-42B 01/06/2022
Volatile Organic Compounds																
1,2-Dichloroethane	*0.005*	*0.005*	<0.00014	<0.00014	<0.0002	<0.00014	<0.0002	<0.0002	<0.001	<0.0002	<0.0002	<0.0002	<0.0002	<0.0002	<0.0002	<0.0002
Benzene	*0.005*	*0.005*	<0.00008	<0.00008	<0.0002	<0.00008	<0.0002	<0.0002	<0.001	<0.0002	<0.0002	<0.0002	<0.0002	<0.0002	<0.0002	<0.0002
Chlorobenzene	*0.1*	*0.1*	<0.00012	<0.00012	<0.00018	<0.00012	<0.0003	<0.0003	<0.0015	<0.0003	<0.0003	<0.0003	<0.0003	<0.0003	<0.0003	<0.0003
Ethylbenzene	*0.7*	*0.7*	<0.000132	<0.00011	<0.00019	0.000208 J	<0.0003	<0.0003	<0.0015	<0.0003	<0.0003	<0.0003	<0.0003	<0.0003	<0.0003	<0.0003
Methylene chloride	*0.005*	*0.005*	<0.00015	<0.00015	<0.00022	<0.00015	<0.001	<0.001	<0.005	<0.001	<0.001	<0.001	<0.001	<0.001	<0.001	<0.001
Toluene	*1*	*1*	<0.00015	<0.00015	<0.00017	<0.00015	<0.0002	<0.0002	<0.001	<0.0002	<0.0002	<0.0002	<0.0002	<0.0002	<0.0002	<0.0002
Vinyl chloride	*0.002*	*0.002*	<0.00011			<0.00011										
Xylenes (total)	*10*	*10*	<0.00026	<0.00026	<0.00058	0.000349 J	<0.0003	<0.0003	<0.0015	<0.0003	<0.0003	<0.0003	<0.0003	<0.0003	<0.0003	<0.0003
Semivolatile Organic Compounds																
1,2-Diphenylhydrazine	*0.0011*	*0.0026*	<0.000104	<0.000105	<0.000104	<0.000109	<0.000021	<0.000021	<0.000021	<0.000021	<0.000021	<0.000021	<0.000021	<0.000021	<0.000021	<0.000021
2,4-Dimethylphenol	*0.49*	*1.5*	<0.000292	<0.000295	0.000916 J	0.000577	<0.00004	<0.00004	<0.00041	<0.00004	<0.00004	<0.00004	<0.00004	0.000049 J	<0.00004	<0.00004
2,4-Dinitrotoluene	*0.0013*	*0.003*	<0.000123	<0.000124	<0.000123	<0.000129	<0.000059	<0.000058	<0.000059	<0.000058	<0.000058	<0.000058	<0.000058	<0.000058	<0.000058	<0.000058
2,6-Dinitrotoluene	*0.0013*	*0.003*	<0.0000755	<0.0000762	<0.0000755	<0.0000792	<0.000042	<0.000042	**0.012**	<0.000042	<0.000042	<0.000042	0.0007	<0.000042	<0.000042	<0.000042
2-Chloronaphthalene	*2*	*5.8*	<0.0000755	<0.0000762	<0.0000755	<0.0000792	<0.000021	<0.000021	<0.000021	<0.000021	<0.000021	<0.000021	0.000025 J	<0.000021	<0.000021	<0.000021
2-Methylnaphthalene	*0.098*	*0.29*	0.000196 J	0.000141 J	0.000317 J	<0.0000693	<0.000019	<0.000019	<0.000019	<0.000019	<0.000019	0.000069 J	<0.000019	<0.000019	<0.000019	<0.000019
4,6-Dinitro-2-methylphenol	*0.0024*	*0.0073*	<0.000783	<0.00079	<0.000783	<0.000822	<0.00002	<0.00002	<0.00002	<0.00002	<0.00002	<0.00002	<0.00002	<0.00002	<0.00002	<0.00002
4-Nitrophenol	*0.049*	*0.15*	<0.000528	<0.000533	<0.000528	<0.000554	<0.000047	<0.000047	<0.000047	<0.000047	<0.000047	<0.000047	<0.000047	<0.000047	<0.000047	<0.000047
Acenaphthene	*1.5*	*4.4*	0.00036 J	<0.0000762	0.000355 J	<0.0000792	<0.000027	<0.000027	0.000067 J	<0.000027	0.000068 J	0.00012	<0.000027	0.00023	<0.000027	0.00027
Acenaphthylene	*1.5*	*4.4*	<0.0000566	<0.0000571	<0.0000566	<0.0000594	<0.000015	<0.000015	<0.000015	<0.000015	<0.000015	<0.000015	<0.000015	<0.000015	<0.000015	<0.000015
Anthracene	*7.3*	*22*	0.000194 J	0.000122 J	0.000465 J	<0.0000495	0.000025 J	<0.000014	0.000019 J	<0.000014	0.000064 J	0.000049 J	0.000026 J	0.000041 J	<0.000014	<0.000014
Benzo(a)anthracene	*0.0091*	*0.02*	<0.0000755	<0.0000762	<0.0000755	<0.0000792	<0.000051	<0.00005	<0.000051	<0.00005	<0.00005	<0.00005	<0.00005	<0.00005	<0.00005	<0.00005
Benzo(a)pyrene	*0.0002*	*0.0002*	<0.0000755	<0.0000762	<0.0000755	<0.0000792	<0.00002	<0.00002	<0.00002	<0.00002	<0.00002	<0.00002	0.000027 J	<0.00002	<0.00002	<0.00002
bis(2-Chloroethoxy)methane	*0.00083*	*0.0019*	<0.000123	<0.000124	<0.000123	<0.000129	<0.00003	<0.00003	<0.00003	<0.00003	<0.00003	<0.00003	<0.00003	<0.00003	<0.00003	<0.00003
bis(2-Ethylhexyl)phthalate (DEHP)	*0.006*	*0.006*	<0.000349	<0.000352	<0.000349	0.000513	0.00025	0.00015 J	0.00021	0.000061 J	0.00015 J	0.00013 J	<0.00015	0.00018 J	0.00034	<0.00014
Chrysene	*0.91*	*2*	<0.0000755	<0.0000762	<0.0000755	<0.0000792	0.000038 J	<0.000021	<0.000021	<0.000021	<0.000021	<0.000021	0.000022 J	<0.000021	<0.000021	<0.000021
Dibenzofuran	*0.098*	*0.29*	0.000217 J	0.000131 J	0.000205 J	<0.0000792	<0.00002	<0.00002	0.000039 J	<0.00002	0.000038 J	0.000065 J	<0.00002	0.000078 J	<0.00002	<0.00002
Di-n-butylphthalate (DBP)	*2.4*	*7.3*	<0.000104	0.000108 J	<0.000104	<0.000109	0.00006 J	<0.00002	<0.00002	<0.00002	<0.00002	<0.00002	<0.000026	<0.00004	0.000035 J	<0.00002
Fluoranthene	*0.98*	*2.9*	0.000641	0.000294 J	0.000339 J	<0.0000693	0.00024	0.00014	0.000016 J	0.00011	0.00004 J	0.00018	<0.000053	0.00026	0.000095 J	0.00024
Fluorene	*0.98*	*2.9*	<0.000066	0.000134 J	0.000198 J	<0.0000693	<0.00003	<0.00003	0.000047 J	<0.00003	0.000057 J	0.000067 J	<0.00003	<0.00008	<0.00003	0.000032 J
Naphthalene	*0.49*	*1.5*	0.000476	0.00288 J	0.00242 J	0.000426 J	<0.00002	0.00049	<0.00061	<0.00002	<0.00043	<0.00076	<0.000031	<0.00026	<0.00021	<0.00012
Nitrobenzene	*0.049*	*0.15*	<0.000104	<0.000105	<0.000104	<0.000109	<0.000024	<0.000024	<0.000024	<0.000024	<0.000024	<0.000024	<0.000024	<0.000024	<0.000024	<0.000024
N-Nitrosodiphenylamine	*0.19*	*0.42*	<0.0000943	<0.0000952	<0.0000943	<0.000099	<0.000025	<0.000025	<0.000025	<0.000025	<0.000025	<0.000025	<0.000025	<0.000025	<0.000025	<0.000025
Pentachlorophenol	*0.001*	*0.001*	<0.000575	<0.000581	<0.000575	<0.000604	<0.00008	<0.000079	<0.00008	<0.000079	<0.000079	<0.000079	<0.000079	<0.000079	<0.000079	<0.000079
Phenanthrene	*0.73*	*2.2*	0.000356 J	0.000122 J	0.000501	<0.0000594	0.000077 J	<0.000021	0.000039 J	<0.000021	0.000034 J	0.00012	<0.000021	<0.00019	<0.000021	<0.000021
Phenol	*7.3*	*22*	<0.0000377	<0.0000381	<0.0000377	0.000801	<0.000035	<0.000035	<0.000035	<0.000035	<0.000035	<0.000035	<0.000035	<0.000035	<0.000035	<0.000035
Pyrene	*0.73*	*2.2*	0.000369 J	0.000127 J	0.000234 J	<0.000109	0.00023	0.00014	<0.000019	0.0001	0.000033 J	0.00013	0.000059 J	0.00029	0.00012	0.00022
Metals																
Arsenic	*0.01*	*0.01*					0.00186 J	0.00108 J	0.00112 J	0.00216	0.0022	0.00133 J	0.00127 J	<0.0029	<0.00178	0.00295

Notes:

1. All values in milligrams per liter (mg/L).
2. Concentrations > RAL and non-detects are highlighted light gray.
3. Concentrations > C/I AL and non-detects are highlighted dark gray
4. TRRP Protective Concentration Limits (PCLs) (30 TAC §350, Table 3), updated January 2021.
5. RAL = Residential Assessment Level, C/I = Commercial/Industrial
6. J = Estimated value, < = not detected at the specified detection limit.
7. MW-32A was screened in the B-CZ & replaced with MW-32AR
8. Based on historical data, MW-25A and MW-25C were likely mislabeled in March 2018 and results are provided correctly in this table.

TABLE 2
ANALYTICAL RESULTS SUMMARY (2008 - 2022)
CLASS 2 GROUNDWATER
HOUSTON, TX - WOOD PRESERVING WORKS

	Residential Assessment Level	***C/I PCL***	MW-44A 01/30/2008	MW-44A 07/14/2008	MW-44A 02/03/2009	MW-44A 01/13/2010	MW-44A 06/30/2010	MW-44A 01/26/2011	MW-44A 07/20/2011	MW-44A 02/15/2012	MW-44A 07/25/2012	MW-44A 02/12/2013	MW-44A 08/05/2013	MW-44A 01/17/2014	MW-44A 08/28/2014	MW-44A 01/31/2018
Volatile Organic Compounds																
1,2-Dichloroethane	*0.005*	*0.005*	<0.00052	<0.00052	<0.0005	<0.0005	<0.0005	<0.0005	<0.001	<0.001	<0.0005	<0.00014	<0.00014	<0.0002	<0.00014	<0.0002
Benzene	*0.005*	*0.005*	**0.00751**	**0.00635**	0.003 J	<0.0005	0.0026 J	<0.0005	0.002 J	0.0042 J	0.0044 J	0.00206	**0.00849**	**0.00727**	0.0042	<0.0002
Chlorobenzene	*0.1*	*0.1*	<0.00047	<0.00047	<0.0005	<0.0005	<0.0005	<0.0005	<0.001	<0.001	<0.0005	<0.00012	<0.00012	<0.00018	<0.00012	<0.0003
Ethylbenzene	*0.7*	*0.7*	0.00363 J	<0.00025	<0.0005	<0.0005	<0.0005	<0.0005	<0.0011	<0.0011	<0.0005	0.000624 J	0.00172	0.00067	0.000344 J	<0.0003
Methylene chloride	*0.005*	*0.005*	<0.00054	<0.00054	<0.0005	<0.0005	<0.0005	<0.0005	<0.0013	<0.0013	<0.001	<0.00015	<0.00015	<0.00022	<0.00015	<0.001
Toluene	*1*	*1*	0.002 J	<0.00041	<0.0005	<0.0005	<0.0005	<0.0005	<0.001	<0.001	<0.0005	0.000252 J	<0.000705	0.000418 J	0.000329 J	<0.0002
Vinyl chloride	*0.002*	*0.002*							<0.001	<0.001	<0.0005		<0.00011	<0.00018	<0.00011	<0.0002
Xylenes (total)	*10*	*10*	0.0186	0.006 J	0.0013 J	<0.001	0.0026 J	<0.001	<0.0031	0.0052 J	0.0033 J	0.00469	0.0207	0.00805	0.00561	<0.0003
Semivolatile Organic Compounds																
1,2-Diphenylhydrazine	*0.0011*	*0.0026*	<0.00008	<0.00008	<0.0001	<0.0001	<0.0001	<0.0001	<0.00005	<0.00005	<0.00005	<0.00105	<0.0011	<0.000106	<0.000108	<0.000021
2,4-Dimethylphenol	*0.49*	*1.5*	<0.0003	<0.00032	<0.00008	<0.00008	<0.00008	0.00081	<0.00005	<0.00005	<0.00005	<0.00295	<0.0031	<0.000298	<0.000304	<0.00004
2,4-Dinitrotoluene	*0.0013*	*0.003*	<0.0002	<0.00021	<0.00009	<0.00009	<0.00009	<0.00009	<0.00005	<0.00005	<0.00005	<0.00124	<0.0013	<0.000125	<0.000127	0.00017 J
2,6-Dinitrotoluene	*0.0013*	*0.003*	<0.0002	<0.00021	<0.00007	<0.00007	<0.00007	<0.00007	<0.00006	<0.00006	<0.00006	<0.000762	<0.0008	<0.0000769	<0.0000784	<0.000042
2-Chloronaphthalene	*2*	*5.8*	<0.0004	<0.00042	<0.00012	<0.0001	<0.0001	<0.0001	<0.00005	<0.00005	<0.00005	<0.000762	<0.0008	<0.0000769	<0.0000784	<0.000021
2-Methylnaphthalene	*0.098*	*0.29*	0.0244	0.00779	0.00097	0.00012 J	0.004 J	<0.00007	0.0023	0.0048	0.0095 J	<0.000667	**0.109**	0.0106	0.00902	<0.000093
4,6-Dinitro-2-methylphenol	*0.0024*	*0.0073*	<0.0002	<0.00021	<0.00008	<0.00008	<0.00008	<0.00008	<0.00008	<0.00008	<0.00008	**<0.0079**	**<0.0083**	<0.000798	<0.000814	<0.00002
4-Nitrophenol	*0.049*	*0.15*	<0.00025	<0.00026	<0.00007	<0.00007	<0.00007	<0.00007	<0.00005	<0.00005	<0.00005	<0.00533	<0.0056	<0.000538	<0.000549	<0.000047
Acenaphthene	*1.5*	*4.4*	0.127	0.202	0.12	0.13	0.2	0.023	0.23	0.21	0.22	0.07	0.546	0.394	0.197	0.062
Acenaphthylene	*1.5*	*4.4*	<0.0003	<0.00032	0.0012	0.00079	0.00096 J	0.0014	0.0013	0.001	0.0013	0.00276 J	<0.0006	<0.0000577	0.0014	0.00078
Anthracene	*7.3*	*22*	0.00195	0.00393	0.0046	0.0077	0.0067 J	0.00055	0.0058	0.0068	0.004	<0.000476	0.017	0.017	0.00868	0.00066
Benzo(a)anthracene	*0.0091*	*0.02*	<0.0002	<0.00021	<0.00007	<0.00007	<0.00007	<0.00007	<0.00005	<0.00005	<0.00005	<0.000762	<0.0008	<0.0000769	<0.0000784	<0.00005
Benzo(a)pyrene	*0.0002*	*0.0002*	<0.0002	**<0.00021**	<0.00008	<0.00008	<0.00008	<0.00008	<0.00005	<0.00005	<0.00005	**<0.000762**	**<0.0008**	<0.0000769	<0.0000784	<0.00002
bis(2-Chloroethoxy)methane	*0.00083*	*0.0019*	<0.0004	<0.00042	<0.00009	<0.00009	0.00009 J	<0.00009	<0.00005	<0.00005	<0.00005	**<0.00124**	**<0.0013**	<0.000125	0.00014 J	<0.00003
bis(2-Ethylhexyl)phthalate (DEHP)	*0.006*	*0.006*	0.00097 J	<0.00021	0.00043	<0.00031	<0.00028	0.00048	<0.00075	<0.00011	<0.0001	<0.00352	<0.0037	<0.000356	<0.000363	<0.0001
Chrysene	*0.91*	*2*	<0.0002	<0.00021	<0.00007	<0.00007	<0.00007	<0.00007	<0.00005	<0.00005	<0.00005	<0.000762	<0.0008	<0.0000769	<0.0000784	<0.000021
Dibenzofuran	*0.098*	*0.29*	0.0642	**0.125**	0.054	0.0087	0.0043 J	0.00072	0.0014	0.001	0.0031	<0.000762	**0.135**	**0.107**	0.0159	0.00019
Di-n-butylphthalate (DBP)	*2.4*	*7.3*	<0.0002	<0.00021	<0.00007	<0.00007	<0.00007	<0.00007	<0.00005	<0.00005	<0.00005	<0.00105	<0.0011	<0.000106	<0.000108	<0.00002
Fluoranthene	*0.98*	*2.9*	0.00269	0.00367	0.0032	0.0056	0.006 J	0.0014	0.0095	0.0094	0.0065	0.00257 J	0.0137	0.0154	0.00749	0.0067
Fluorene	*0.98*	*2.9*	0.045	0.0865	0.056	0.069	0.097	0.00027	0.094	0.11	0.091 J	0.00495	0.172	0.178	0.0987	0.024
Naphthalene	*0.49*	*1.5*	**0.816**	0.287	0.021	<0.0011	0.16	0.00035	0.042	0.32	0.39	<0.000941	**1.72**	0.235 J	0.0163	<0.00028
Nitrobenzene	*0.049*	*0.15*	<0.0004	<0.00042	<0.00009	<0.00009	<0.00009	<0.00009	<0.00005	<0.00005	<0.00005	<0.00105	<0.0011	<0.000106	0.0012	<0.000024
N-Nitrosodiphenylamine	*0.19*	*0.42*	<0.00025	<0.00026	<0.00009	<0.00009	<0.00009	<0.00009	<0.00005	0.00065	<0.00005	<0.000952	<0.001	<0.0000962	<0.000098	<0.000025
Pentachlorophenol	*0.001*	*0.001*	<0.0002	<0.00021	<0.00008	<0.00008	<0.00008	<0.00008	<0.00005	<0.00005	<0.00005	**<0.00581**	**<0.0061**	<0.000587	<0.000598	<0.000079
Phenanthrene	*0.73*	*2.2*	0.0161	0.0184	0.02	0.0055	0.0025 J	<0.00007	0.0047	0.0073	0.0064	<0.000571	0.0416	0.0438	0.0217	0.00012
Phenol	*7.3*	*22*	<0.0002	<0.00021	<0.00007	<0.00007	<0.00007	<0.00007	<0.00005	<0.00005	0.000062 J	<0.000381	<0.0004	<0.0000385	<0.0000392	<0.000035
Pyrene	*0.73*	*2.2*	0.00159	0.00156	0.0016	0.0032	0.003 J	0.001	0.0046	0.0054	0.0038	0.00139 J	0.00732	0.0083	0.0041	0.0037
Metals																
Arsenic	*0.01*	*0.01*														**0.0275**

Notes:
1. All values in milligrams per liter (mg/L).
2. Concentrations > RAL and non-detects are highlighted light gray.
3. Concentrations > C/I AL and non-detects are highlighted dark gray
4. TRRP Protective Concentration Limits (PCLs) (30 TAC §350, Table 3), updated January 2021.
5. RAL = Residential Assessment Level, C/I = Commercial/Industrial
6. J = Estimated value, < = not detected at the specified detection limit.
7. MW-32A was screened in the B-CZ & replaced with MW-32AR
8. Based on historical data, MW-25A and MW-25C were likely mislabeled in March 2018 and results are provided correctly in this table.

TABLE 2
ANALYTICAL RESULTS SUMMARY (2008 - 2022)
CLASS 2 GROUNDWATER
HOUSTON, TX - WOOD PRESERVING WORKS

	Residential Assessment Level	***C/I PCL***	MW-44A 03/26/2018	MW-44A 06/01/2018	MW-44A 01/22/2019	MW-44A 07/17/2019	MW-44A 01/09/2020	MW-44A 07/22/2020	MW-44A 01/26/2021	MW-44A 07/22/2021	MW-44A 01/25/2022	MW-44C 01/29/2008 DNAPL	MW-44C 07/20/2011 DNAPL	MW-44C 07/18/2012 DNAPL	MW-44C 02/06/2013 DNAPL	MW-44C 01/15/2020
Volatile Organic Compounds																
1,2-Dichloroethane	*0.005*	*0.005*	<0.0002	<0.0002	<0.0002	<0.0002	<0.0002	<0.0002	<0.0002	<0.0002	<0.0002	<0.00052	<0.001	<0.005	<0.0014	<0.0002
Benzene	*0.005*	*0.005*	<0.0002	<0.0002	<0.0002	<0.0002	<0.0002	<0.0002	<0.0002	<0.0002	<0.0002	<0.00025	<0.001	<0.005	0.000964 J	<0.0002
Chlorobenzene	*0.1*	*0.1*	<0.0003	<0.0003	<0.0003	<0.0003	<0.0003	<0.0003	<0.0003	<0.0003	<0.0003	<0.00047	<0.001	<0.005	0.00293 J	<0.0003
Ethylbenzene	*0.7*	*0.7*	<0.0003	<0.0003	<0.0003	<0.0003	<0.0003	<0.0003	<0.0003	<0.0003	<0.0003	0.0204	<0.0011	0.32	0.233	<0.0003
Methylene chloride	*0.005*	*0.005*	<0.001	<0.001	<0.001	<0.001	<0.001	<0.001	<0.001	<0.001	<0.001	<0.00054	<0.0013	**<0.01**	<0.0015	<0.001
Toluene	*1*	*1*	<0.0002	<0.0002	<0.0002	<0.0002	<0.0002	<0.0002	<0.0002	<0.0002	<0.0002	0.0117	<0.001	0.16	0.0895	<0.0002
Vinyl chloride	*0.002*	*0.002*	<0.0002	<0.0002	<0.0002	<0.0002		<0.0002								
Xylenes (total)	*10*	*10*	<0.0003	<0.0003	<0.0003	<0.0003	<0.0003	<0.0003	<0.0003	<0.0003	<0.0003	0.0487	<0.0031	0.84	0.688	<0.0003
Semivolatile Organic Compounds																
1,2-Diphenylhydrazine	*0.0011*	*0.0026*	<0.000021	<0.000021	<0.000021	<0.000021	<0.000021	0.00034 J	0.00014 J	<0.000021	<0.000021	<0.0002	<0.00005	<0.00075	**<0.529**	<0.000021
2,4-Dimethylphenol	*0.49*	*1.5*	<0.000041	<0.00004	<0.00004	<0.00004	<0.00042	<0.00004	<0.00004	<0.00013	<0.00004	0.00219 J	<0.00005	<0.00075	**<1.49**	0.00011 J
2,4-Dinitrotoluene	*0.0013*	*0.003*	<0.000059	<0.000058	<0.000058	<0.000058	<0.000058	<0.000058	<0.000058	<0.000058	<0.000058	<0.00039	<0.00005	<0.00075	**<0.625**	<0.000058
2,6-Dinitrotoluene	*0.0013*	*0.003*	<0.000043	<0.000042	<0.000042	<0.000042	<0.000042	<0.000042	<0.000042	<0.000042	<0.000042	<0.00039	<0.00006	<0.0009	**<0.385**	<0.000042
2-Chloronaphthalene	*2*	*5.8*	<0.000021	<0.000021	<0.000021	<0.000021	<0.000021	<0.000021	<0.000021	<0.000021	<0.000021	<0.00078	<0.00005	<0.00075	<0.385	<0.000021
2-Methylnaphthalene	*0.098*	*0.29*	<0.000019	<0.000019	<0.000019	<0.000019	<0.00035	<0.000019	<0.000019	0.00057	0.00003 J	0.00551	<0.00005	**62**	**1.15 J**	0.00012
4,6-Dinitro-2-methylphenol	*0.0024*	*0.0073*	<0.00002	<0.00002	<0.00002	<0.00002	<0.00002	0.00011 J	<0.00002	<0.00002	<0.00002	<0.00039	<0.00008	<0.0012	**<3.99**	<0.00002
4-Nitrophenol	*0.049*	*0.15*	<0.000048	<0.000047	<0.000047	<0.000047	<0.000047	<0.000047	<0.000047	<0.000047	<0.000047	<0.00049	<0.00005	<0.00075	**<2.69**	<0.000047
Acenaphthene	*1.5*	*4.4*	0.064	0.09	0.037	0.056	0.064	0.075 J	0.031	0.023	0.07	0.0531	0.00012 J	**31**	0.632 J	0.00045
Acenaphthylene	*1.5*	*4.4*	0.0006	<0.000015	0.00036	0.00028	0.00097	<0.000015	0.00017	0.00018	0.0003	0.00083	0.000097 J	0.29	<0.288	0.00065
Anthracene	*7.3*	*22*	0.0024	0.0022	0.00044	0.00089	0.00027	0.00022 J	0.00015	0.00019	0.00025	0.0131	0.00014 J	**19**	<0.24	0.0086
Benzo(a)anthracene	*0.0091*	*0.02*	<0.000051	<0.00005	<0.00005	0.000085 J	0.000054 J	<0.00005	<0.00005	<0.00005	0.000057 J	0.00327	0.00017 J	**3.5**	**<0.385**	0.0018
Benzo(a)pyrene	*0.0002*	*0.0002*	<0.00002	<0.00002	<0.00002	<0.00002	<0.00002	<0.00002	<0.00002	<0.00002	<0.00002	**<0.00039**	**0.00022**	**0.87**	**<0.385**	**0.00065**
bis(2-Chloroethoxy)methane	*0.00083*	*0.0019*	<0.000031	<0.00003	<0.00003	<0.00003	<0.00003	<0.00003	<0.00003	<0.00003	<0.00003	<0.00078	<0.00005	<0.00075	**<0.625**	<0.00003
bis(2-Ethylhexyl)phthalate (DEHP)	*0.006*	*0.006*	<0.000038	0.0001 J	<0.000037	<0.00025	<0.000037	<0.000037	<0.000068	<0.000037	<0.000037	0.00235 J	<0.00087	**0.013**	**<1.78**	0.0012
Chrysene	*0.91*	*2*	<0.000021	<0.000021	0.000026 J	0.000052 J	<0.000021	<0.000021	<0.000021	<0.000021	0.000041 J	0.00278	0.00032	**3.3**	<0.385	0.0022
Dibenzofuran	*0.098*	*0.29*	0.00029	<0.00002	<0.00002	<0.00002	<0.00033	<0.00002	<0.00002	0.00015	<0.00002	0.046	<0.00005	**38**	**0.453 J**	0.00034
Di-n-butylphthalate (DBP)	*2.4*	*7.3*	<0.00002	<0.00002	<0.00002	<0.00002	<0.00002	<0.00002	0.00021	<0.00002	<0.00002	<0.00039	<0.00005	<0.00075	<0.529	0.0016
Fluoranthene	*0.98*	*2.9*	0.0095	0.012	0.0058	0.0091	0.0059	0.0025 J	0.0022	0.0028	0.0038	0.0264	0.00016 J	**28**	<0.337	0.0095
Fluorene	*0.98*	*2.9*	0.03	0.039	0.0097	0.014	0.0078	0.02 J	0.0075	0.0069	0.015	0.0346	<0.00005	**26**	<0.337	0.00067
Naphthalene	*0.49*	*1.5*	0.00036	0.00038	0.00011	<0.00019	<0.003	<0.00016	<0.000091	0.011	<0.00023	<0.00078	<0.00016	**230**	**18 J**	0.000097 J
Nitrobenzene	*0.049*	*0.15*	<0.000024	<0.000024	<0.000024	<0.000024	<0.000024	<0.000024	<0.000024	<0.000024	<0.000024	<0.00078	<0.00005	<0.00075	**<0.529**	<0.000024
N-Nitrosodiphenylamine	*0.19*	*0.42*	<0.000026	<0.000025	<0.000025	<0.000025	<0.000025	<0.000025	<0.000025	<0.000025	<0.000025	<0.00049	<0.00005	<0.00075	**<0.481**	<0.000025
Pentachlorophenol	*0.001*	*0.001*	<0.000081	<0.000079	<0.000079	<0.000079	<0.000079	<0.000079	<0.000079	<0.000079	<0.000079	<0.00039	<0.00005	<0.00075	**<2.93**	<0.000079
Phenanthrene	*0.73*	*2.2*	0.00018	0.0002	<0.000021	0.00012	<0.00022	<0.000021	<0.000021	0.0001	<0.000021	0.0668	0.000081 J	**88**	0.498 J	0.0077
Phenol	*7.3*	*22*	<0.000036	<0.000035	<0.000035	<0.000035	<0.00013	<0.000035	0.00006 J	<0.000035	<0.000035	<0.00039	<0.00005	<0.00075	<0.192	<0.000035
Pyrene	*0.73*	*2.2*	0.0069	0.0073	0.0033	0.0057	0.0045	0.0022 J	0.0016	0.0025	0.0034	0.0159	0.00013 J	**19**	<0.529	0.006
Metals																
Arsenic	*0.01*	*0.01*	**0.0169**	**0.0165**	**0.0101**	**0.0303**	0.00966	**0.0321**	**0.0151**	**0.0164**	0.00916					0.00314

Notes:
1. All values in milligrams per liter (mg/L).
2. Concentrations > RAL and non-detects are highlighted light gray.
3. Concentrations > C/I AL and non-detects are highlighted dark gray
4. TRRP Protective Concentration Limits (PCLs) (30 TAC §350, Table 3), updated January 2021.
5. RAL = Residential Assessment Level, C/I = Commercial/Industrial
6. J = Estimated value, < = not detected at the specified detection limit.
7. MW-32A was screened in the B-CZ & replaced with MW-32AR
8. Based on historical data, MW-25A and MW-25C were likely mislabeled in March 2018 and results are provided correctly in this table.

TABLE 2
ANALYTICAL RESULTS SUMMARY (2008 - 2022)
CLASS 2 GROUNDWATER
HOUSTON, TX - WOOD PRESERVING WORKS

	Residential Assessment Level	***C/I PCL***	MW-44C 07/28/2020	MW-44C 08/18/2020	MW-44C 01/25/2021	MW-44C 07/20/2021	MW-44C 01/10/2022	MW-45C 01/29/2008 DNAPL	MW-45C 01/20/2020	MW-45C 07/22/2020	MW-45C 01/26/2021	MW-45C 07/23/2021	MW-45C 01/25/2022	MW-46C 01/30/2008 DNAPL	MW-46C 01/15/2020	MW-46C 07/22/2020	MW-46C 01/25/2021
Volatile Organic Compounds																	
1,2-Dichloroethane	*0.005*	*0.005*	<0.0002		<0.0002	<0.0002	<0.0002	<0.00052	<0.0002	<0.0002	<0.0002	<0.0002	<0.0002	<0.00052	<0.0002	<0.0002	<0.0002
Benzene	*0.005*	*0.005*	<0.0002		0.00025 J	<0.0002	<0.0002	**0.0448**	0.0005 J	0.0026	0.0016	0.0023	0.00079 J	**0.0222**	**0.028**	0.0037	0.0018
Chlorobenzene	*0.1*	*0.1*	<0.0003		<0.0003	<0.0003	<0.0003	<0.00047	<0.0003	<0.0003	<0.0003	<0.0003	<0.0003	<0.00047	<0.0003	<0.0003	<0.0003
Ethylbenzene	*0.7*	*0.7*	0.024		0.0015	<0.0003	<0.0003	0.111	0.00044 J	0.011	0.0081	0.011	0.003	0.0249	0.051	0.018	0.007
Methylene chloride	*0.005*	*0.005*	<0.001		<0.001	<0.001	<0.001	<0.00054	<0.001	<0.001	<0.001	<0.001	<0.001	<0.00054	<0.001	<0.001	<0.001
Toluene	*1*	*1*	0.0099		0.00045 J	<0.0002	<0.0002	0.112	<0.0002	0.0094	0.0073	0.0082	0.0022	0.0167	0.0047	<0.0014	0.00078 J
Vinyl chloride	*0.002*	*0.002*							<0.0002								
Xylenes (total)	*10*	*10*	0.055		0.0034	<0.0003	<0.0003	0.298	0.0051	0.029	0.021	0.029	0.0076	0.0377	0.11	0.047	0.018
Semivolatile Organic Compounds																	
1,2-Diphenylhydrazine	*0.0011*	*0.0026*		<0.000021	<0.000021	<0.000021	<0.000021	**<0.002**	<0.000085	<0.000021	<0.000021	<0.000021	<0.000021	<0.0004	<0.000021	<0.000021	<0.000021
2,4-Dimethylphenol	*0.49*	*1.5*		<0.00004	<0.00004	<0.00004	0.00023	0.0104	<0.00004	<0.00004	<0.00004	0.00088	0.0048	<0.0014	0.00016 J	<0.00004	0.00023
2,4-Dinitrotoluene	*0.0013*	*0.003*		<0.000059	<0.000058	<0.000058	<0.000058	**<0.004**	<0.000058	<0.000058	<0.000058	<0.000058	<0.000058	<0.00096	<0.000058	<0.000058	<0.000058
2,6-Dinitrotoluene	*0.0013*	*0.003*		<0.000042	<0.000042	<0.000042	<0.000042	**<0.004**	**0.0022 J**	<0.000042	<0.000042	<0.000042	<0.000042	<0.00096	<0.000042	<0.000042	<0.000042
2-Chloronaphthalene	*2*	*5.8*		<0.000021	<0.000021	<0.000021	<0.000021	<0.008	<0.000021	<0.000021	<0.000021	<0.000021	<0.000021	<0.0019	<0.000021	<0.000021	<0.000021
2-Methylnaphthalene	*0.098*	*0.29*		<0.000019	0.00009 J	<0.000019	0.00036	**1.01**	<0.00013	0.044 J	<0.000046	<0.000019	0.043	0.0825	**0.2**	0.059 J	0.0001
4,6-Dinitro-2-methylphenol	*0.0024*	*0.0073*		<0.00002	<0.00002	<0.00002	<0.00002	**<0.004**	<0.00002	<0.00002	<0.00002	<0.00002	<0.00002	<0.00096	<0.00002	<0.00002	<0.00002
4-Nitrophenol	*0.049*	*0.15*		<0.000047	<0.000047	<0.000047	<0.000047	<0.005	0.000067 J	<0.000047	<0.000047	<0.000047	<0.000047	<0.0012	<0.000047	<0.000047	0.00021 J
Acenaphthene	*1.5*	*4.4*		<0.000027	0.0012	<0.000027	0.00014	0.472	0.000084 J	0.035 J	0.00088	0.0014	0.026	0.0635	0.16	0.054 J	0.022
Acenaphthylene	*1.5*	*4.4*		<0.000015	0.000023 J	<0.000015	<0.000015	0.0085	0.000037 J	<0.000015	0.00012	0.000065 J	0.00047	<0.0014	0.0016	<0.000015	0.00033
Anthracene	*7.3*	*22*		0.00015	0.00043	<0.000014	0.000035 J	0.18	0.0009	0.025 J	0.00098	0.00062	0.0051	0.0222	0.073	0.026 J	0.0032
Benzo(a)anthracene	*0.0091*	*0.02*		0.00034	0.00018	<0.00005	<0.00005	**0.0416**	0.00039	0.0048 J	0.00096	0.00046	0.003	0.00597	0.0071	0.0051 J	0.0014
Benzo(a)pyrene	*0.0002*	*0.0002*		**0.00029**	0.0001	<0.00002	<0.00002	**<0.004**	**0.00042**	**0.0016 J**	**0.00056**	**0.00024**	**0.00096**	**0.00215**	**0.0021**	**0.0019 J**	**0.00066**
bis(2-Chloroethoxy)methane	*0.00083*	*0.0019*		<0.00003	<0.00003	<0.00003	<0.00003	**<0.008**	<0.00003	<0.00003	<0.00003	<0.00003	<0.00003	**<0.0019**	<0.00003	<0.00003	<0.00003
bis(2-Ethylhexyl)phthalate (DEHP)	*0.006*	*0.006*		0.0002	<0.00013	<0.000037	0.000078 J	<0.004	0.000067 J	<0.000037	<0.000091	0.000052 J	<0.000037	<0.00096	0.0011	0.00032 J	<0.00014
Chrysene	*0.91*	*2*		0.0003	0.00021	<0.000021	<0.000021	0.0347	0.00062	0.0041 J	0.001	0.00047	0.0028	0.00521	0.0068	0.004 J	0.0014
Dibenzofuran	*0.098*	*0.29*		<0.00002	0.00063	<0.00002	0.00013	**0.488**	0.000075 J	0.033 J	<0.00008	0.00058	0.021	0.0636	**0.16**	0.05 J	0.0063
Di-n-butylphthalate (DBP)	*2.4*	*7.3*		<0.00002	<0.000031	<0.00002	<0.00002	<0.004	<0.00002	<0.00002	<0.00002	<0.00002	<0.00002	<0.00096	<0.00002	<0.00002	<0.00002
Fluoranthene	*0.98*	*2.9*		0.00077	0.0022	<0.00001	0.000091 J	0.384	0.00062	0.042 J	0.0031	0.0019	0.014	0.0426	0.084	0.049 J	0.0085
Fluorene	*0.98*	*2.9*		<0.00003	0.00087	<0.00003	0.000087 J	0.357	0.00023	0.031 J	0.00024	0.0012	0.014	0.048	0.12	0.042 J	0.0094
Naphthalene	*0.49*	*1.5*		<0.00002	<0.00015	0.000099 J	0.0034	**6.05**	<0.00061	0.27 J	<0.00016	<0.00014	**0.87**	**1.1**	**1.8**	0.29 J	<0.00018
Nitrobenzene	*0.049*	*0.15*		<0.000024	0.000059 J	<0.000024	<0.000024	<0.008	<0.000024	<0.000024	<0.000024	<0.000024	<0.000024	<0.0019	<0.000024	<0.000024	<0.000024
N-Nitrosodiphenylamine	*0.19*	*0.42*		<0.000025	<0.000025	<0.000025	<0.000025	<0.005	<0.000025	<0.000025	<0.000025	<0.000025	<0.000025	<0.0012	<0.000025	<0.000025	<0.000025
Pentachlorophenol	*0.001*	*0.001*		<0.00008	<0.000079	<0.000079	<0.000079	**<0.004**	<0.000079	<0.000079	<0.000079	<0.000079	<0.000079	<0.00096	<0.000079	<0.000079	<0.000079
Phenanthrene	*0.73*	*2.2*		0.0003	0.00069	<0.000021	0.00014	**0.903**	<0.00027	0.14 J	0.0011	0.00077	0.027	0.119	0.24	0.14 J	0.0078
Phenol	*7.3*	*22*		<0.000035	<0.000035	<0.000035	<0.000035	<0.004	<0.000035	<0.000035	0.000049 J	<0.000035	0.001	0.0133	<0.000035	<0.000035	0.000038 J
Pyrene	*0.73*	*2.2*		0.00057	0.0014	<0.000019	0.000065 J	0.234	0.00068	0.026 J	0.002	0.0012	0.0071	0.0252	0.053	0.028 J	0.0048
Metals																	
Arsenic	*0.01*	*0.01*	0.00752		**0.0196**	**0.159**	**0.0151**		0.00073 J	<0.0004	0.000664 J	0.00109 J	**0.2**		0.00272	0.000899 J	0.000951 J

Notes:

1. All values in milligrams per liter (mg/L).
2. Concentrations > RAL and non-detects are highlighted light gray.
3. Concentrations > C/I AL and non-detects are highlighted dark gray
4. TRRP Protective Concentration Limits (PCLs) (30 TAC §350, Table 3), updated January 2021.
5. RAL = Residential Assessment Level, C/I = Commercial/Industrial
6. J = Estimated value, < = not detected at the specified detection limit.
7. MW-32A was screened in the B-CZ & replaced with MW-32AR
8. Based on historical data, MW-25A and MW-25C were likely mislabeled in March 2018 and results are provided correctly in this table.

TABLE 2
ANALYTICAL RESULTS SUMMARY (2008 - 2022)
CLASS 2 GROUNDWATER
HOUSTON, TX - WOOD PRESERVING WORKS

	Residential Assessment Level	***C/I PCL***	MW-46C 07/14/2021	MW-46C 01/10/2022	MW-47A 03/20/2020	MW-47A 06/01/2020	MW-47A 07/21/2020	MW-47A 01/21/2021	MW-47A 07/14/2021	MW-47A 01/11/2022	MW-47C 07/14/2008	MW-47C 02/04/2009	MW-47C 01/20/2010	MW-47C 06/24/2010	MW-47C 01/19/2011	MW-47C 07/21/2011	MW-47C 02/07/2012
Volatile Organic Compounds																	
1,2-Dichloroethane	*0.005*	*0.005*	<0.0002	<0.001	<0.0002	<0.0002	<0.0002	<0.0002	<0.0002	<0.0002	<0.00109	<0.0005	<0.0005	<0.0005	<0.0005	<0.001	<0.001
Benzene	*0.005*	*0.005*	<0.0002	0.0035 J	<0.0002	<0.0002	<0.0002	<0.0002	<0.0002	<0.0002	<0.00112	<0.0005	<0.0005	<0.0005	<0.0005	<0.001	<0.001
Chlorobenzene	*0.1*	*0.1*	<0.0003	<0.0015	<0.0003	<0.0003	<0.0003	<0.0003	<0.0003	<0.0003	<0.0015	<0.0005	<0.0005	<0.0005	<0.0005	<0.001	<0.001
Ethylbenzene	*0.7*	*0.7*	0.0013	0.0059	<0.0003	<0.0003	<0.0003	<0.0003	<0.0003	<0.0003	<0.00142	<0.0005	<0.0005	<0.0005	<0.0005	<0.0011	<0.0011
Methylene chloride	*0.005*	*0.005*	<0.001	<0.005	<0.001	<0.001	<0.001	<0.001	<0.001	<0.001	<0.00122	<0.0005	<0.0005	<0.0005	<0.0005	<0.0013	<0.0013
Toluene	*1*	*1*	<0.0002	<0.001	<0.0002	<0.0002	<0.0002	<0.0002	<0.0002	<0.0002	<0.00138	<0.0005	<0.0005	<0.0005	<0.0005	<0.001	<0.001
Vinyl chloride	*0.002*	*0.002*															
Xylenes (total)	*10*	*10*	0.0029	0.014	<0.0003	<0.0003	<0.0003	<0.0003	<0.0003	<0.0003	<0.00302	<0.001	<0.001	<0.001	<0.001	<0.0031	<0.0031
Semivolatile Organic Compounds																	
1,2-Diphenylhydrazine	*0.0011*	*0.0026*	<0.00021	<0.00021	<0.000021	<0.000021	<0.000021	<0.000021	<0.000021	<0.000021	<0.00008	<0.0001	<0.0001	<0.0001	<0.0001	<0.00005	<0.00005
2,4-Dimethylphenol	*0.49*	*1.5*	<0.0004	0.016	<0.00004	<0.00004	0.0002 J	0.000059 J	<0.00004	<0.00004	<0.00032	<0.00008	<0.00008	0.00011 J	<0.00008	<0.00005	<0.00005
2,4-Dinitrotoluene	*0.0013*	*0.003*	<0.00058	<0.00058	<0.000058	<0.000058	<0.000058	<0.000058	<0.000058	<0.000058	<0.00021	<0.00009	<0.00009	<0.00009	<0.00009	<0.00005	<0.00005
2,6-Dinitrotoluene	*0.0013*	*0.003*	<0.00042	<0.00042	<0.000042	<0.000042	<0.000042	<0.000042	<0.000042	<0.000042	<0.00021	<0.00007	<0.00007	<0.00007	<0.00007	<0.00006	<0.00006
2-Chloronaphthalene	*2*	*5.8*	<0.00021	<0.00021	<0.000021	<0.000021	<0.000021	<0.000021	<0.000021	<0.000021	<0.00042	<0.00012	<0.0001	<0.0001	<0.0001	<0.00005	<0.00005
2-Methylnaphthalene	*0.098*	*0.29*	0.0096	0.053	<0.000019	<0.000019	<0.000019	0.000023 J	<0.000019	<0.000019	<0.00042	<0.00007	<0.00007	<0.00007	<0.00007	<0.00005	0.0044
4,6-Dinitro-2-methylphenol	*0.0024*	*0.0073*	<0.0002	<0.0002	<0.00002	<0.00002	<0.00002	<0.00002	<0.00002	<0.00002	<0.00021	<0.00008	<0.00008	<0.00008	<0.00008	<0.00008	<0.00008
4-Nitrophenol	*0.049*	*0.15*	<0.00047	<0.00047	<0.000047	<0.000047	<0.000047	<0.000047	<0.000047	<0.000047	<0.00026	<0.00007	<0.00007	<0.00007	<0.00007	<0.00005	<0.00005
Acenaphthene	*1.5*	*4.4*	0.04	0.055	<0.000027	<0.000027	<0.000027	0.0004	<0.000027	<0.000027	<0.00032	<0.00009	<0.00009	<0.00009	<0.00009	<0.00005	0.00017 J
Acenaphthylene	*1.5*	*4.4*	0.00064 J	0.00087 J	<0.000015	<0.000015	<0.000015	<0.000015	<0.000015	<0.000015	<0.00032	<0.00006	<0.00007	<0.00007	<0.00007	<0.00005	<0.00005
Anthracene	*7.3*	*22*	0.025	0.081	<0.000014	<0.000014	<0.000014	0.000035 J	<0.000014	<0.000014	<0.00021	<0.00007	<0.00007	<0.00007	<0.00007	<0.00005	0.000074 J
Benzo(a)anthracene	*0.0091*	*0.02*	0.006	0.0036	<0.00005	<0.00005	<0.00005	<0.00005	<0.00005	<0.00005	<0.00021	<0.00007	<0.00007	<0.00007	<0.00007	<0.00005	<0.00005
Benzo(a)pyrene	*0.0002*	*0.0002*	**0.002**	**0.0013**	<0.00002	<0.00002	<0.00002	<0.00002	<0.00002	<0.00002	**<0.00021**	<0.00008	0.000099 J	<0.00008	<0.00008	<0.00005	<0.00005
bis(2-Chloroethoxy)methane	*0.00083*	*0.0019*	<0.0003	<0.0003	<0.00003	<0.00003	<0.00003	<0.00003	<0.00003	<0.00003	<0.00042	<0.00009	<0.00009	<0.00009	<0.00009	<0.00005	<0.00005
bis(2-Ethylhexyl)phthalate (DEHP)	*0.006*	*0.006*	0.00039 J	0.002	0.00011 J	0.000086 J	0.00025	<0.00021	**.00012 J**	0.000088 J	<0.00021	0.0036	<0.00065	<0.00021	<0.0002	0.0001 J	**0.011**
Chrysene	*0.91*	*2*	0.0067	0.0032	<0.000021	<0.000021	<0.000021	0.000024	<0.000021	<0.000021	<0.00021	<0.00007	<0.00007	<0.00007	<0.00007	<0.00005	<0.00005
Dibenzofuran	*0.098*	*0.29*	0.028	0.052	<0.00002	<0.00002	<0.00002	<0.00006	<0.00002	<0.00002	<0.00032	<0.00008	<0.00008	<0.00008	<0.00008	<0.00005	<0.00005
Di-n-butylphthalate (DBP)	*2.4*	*7.3*	<0.0002	<0.0002	0.000076 J	<0.00002	0.000046 J	<0.00002	<0.00002	<0.00002	<0.00021	<0.00007	<0.00007	<0.00007	<0.00007	<0.00005	0.00015 J
Fluoranthene	*0.98*	*2.9*	0.04	0.022	<0.00001	<0.00001	0.000067 J	0.00048	<0.00001	<0.00001	<0.00021	<0.00007	<0.00007	<0.00007	<0.00007	<0.00005	<0.00005
Fluorene	*0.98*	*2.9*	0.025	0.047	<0.00003	<0.00003	<0.00003	0.0002	<0.00003	<0.00003	<0.00021	<0.00007	<0.00007	<0.00007	<0.00007	<0.00005	0.00025
Naphthalene	*0.49*	*1.5*	0.0049	0.18	<0.00002	<0.00002	0.00025	<0.00015	<0.000069	<0.000058	<0.00042	0.00019 J	<0.0001	0.00046	0.00021	<0.00005	0.0041
Nitrobenzene	*0.049*	*0.15*	<0.00024	<0.00024	<0.000024	<0.000024	<0.000024	<0.000024	<0.000024	<0.000024	<0.00042	<0.00009	<0.00009	<0.00009	<0.00009	<0.00005	<0.00005
N-Nitrosodiphenylamine	*0.19*	*0.42*	<0.00025	<0.00025	<0.000025	<0.000025	<0.000025	<0.000025	<0.000025	<0.000025	<0.00026	<0.00009	<0.00009	<0.00009	<0.00009	<0.00005	<0.00005
Pentachlorophenol	*0.001*	*0.001*	<0.00079	<0.00079	<0.000079	<0.000079	<0.000079	<0.000079	<0.000079	<0.000079	<0.00021	<0.00008	0.0004	<0.00008	<0.00008	<0.00005	<0.00005
Phenanthrene	*0.73*	*2.2*	0.047	0.099	<0.000021	<0.000021	0.00011	<0.000063	<0.000021	<0.000021	<0.00021	<0.00007	<0.00007	<0.00007	<0.00007	<0.00005	0.0003
Phenol	*7.3*	*22*	<0.00035	<0.00035	<0.000035	<0.000035	0.000093 J	<0.000098	<0.000035	<0.000035	<0.00021	<0.00007	<0.00007	<0.00007	<0.00007	<0.00005	0.00044
Pyrene	*0.73*	*2.2*	0.027	0.014	<0.000019	<0.000019	0.000042 J	0.00036	<0.000019	<0.000019	<0.00021	<0.00007	<0.00007	<0.00007	<0.00007	<0.00005	0.00015 J
Metals																	
Arsenic	*0.01*	*0.01*	<0.004	0.0011 J	0.000566 J	0.000699 J	<0.0004	<0.0004	<0.000445	0.00256							

Notes:
1. All values in milligrams per liter (mg/L).
2. Concentrations > RAL and non-detects are highlighted light gray.
3. Concentrations > C/I AL and non-detects are highlighted dark gray
4. TRRP Protective Concentration Limits (PCLs) (30 TAC §350, Table 3), updated January 2021.
5. RAL = Residential Assessment Level, C/I = Commercial/Industrial
6. J = Estimated value, < = not detected at the specified detection limit.
7. MW-32A was screened in the B-CZ & replaced with MW-32AR
8. Based on historical data, MW-25A and MW-25C were likely mislabeled in March 2018 and results are provided correctly in this table.

TABLE 2
ANALYTICAL RESULTS SUMMARY (2008 - 2022)
CLASS 2 GROUNDWATER
HOUSTON, TX - WOOD PRESERVING WORKS

	Residential Assessment Level	***C/I PCL***	MW-47C 07/27/2012	MW-47C 02/07/2013	MW-47C 08/06/2013	MW-47C 01/17/2014	MW-47C 07/30/2014	MW-47C 01/23/2019	MW-47C 07/17/2019	MW-47C 01/16/2020	MW-47C 07/16/2020	MW-47C 01/15/2021	MW-47C 07/14/2021	MW-47C 01/11/2022	MW-48C 01/29/2008	MW-48C 01/29/2008
Volatile Organic Compounds																
1,2-Dichloroethane	*0.005*	*0.005*	<0.0005	<0.00014	<0.00014	<0.0002	<0.00014	<0.0002	<0.0002	<0.0002	<0.0002	<0.0002	<0.0002	<0.0002	<0.00052	<0.00052
Benzene	*0.005*	*0.005*	<0.0005	<0.00008	<0.00008	<0.0002	<0.00008	<0.0002	<0.0002	<0.0002	<0.0002	<0.0002	<0.0002	<0.0002	<0.00025	<0.00025
Chlorobenzene	*0.1*	*0.1*	<0.0005	<0.00012	<0.00012	<0.00018	<0.00012	<0.0003	<0.0003	<0.0003	<0.0003	<0.0003	<0.0003	<0.0003	<0.00047	<0.00047
Ethylbenzene	*0.7*	*0.7*	<0.0005	<0.00011	<0.00011	<0.00019	<0.00011	<0.0003	<0.0003	<0.0003	<0.0003	<0.0003	<0.0003	<0.0003	<0.00025	<0.00025
Methylene chloride	*0.005*	*0.005*	<0.001	<0.00015	<0.00015	<0.00022	<0.00015	<0.001	<0.001	<0.001	<0.001	<0.001	<0.001	<0.001	<0.00054	<0.00054
Toluene	*1*	*1*	<0.0005	<0.00015	<0.00015	<0.00017	<0.00015	<0.0002	<0.0002	<0.0002	<0.0002	<0.0002	<0.0002	<0.0002	<0.00041	<0.00041
Vinyl chloride	*0.002*	*0.002*														
Xylenes (total)	*10*	*10*	<0.0015	<0.00026	<0.00026	<0.00058	<0.00026	<0.0003	<0.0003	<0.0003	<0.0003	<0.0003	<0.0003	<0.0003	<0.00127	<0.00127
Semivolatile Organic Compounds																
1,2-Diphenylhydrazine	*0.0011*	*0.0026*	<0.00005	<0.000105	<0.00011	R	<0.000104	<0.000021	<0.000021	<0.000021	<0.000021	<0.000021	<0.000021	<0.000021	<0.00008	<0.00008
2,4-Dimethylphenol	*0.49*	*1.5*	0.00042	R	<0.00031	R	<0.000292	0.000095 J	<0.00004	0.0002	<0.00004	<0.00004	<0.00004	<0.00004	<0.00029	<0.00029
2,4-Dinitrotoluene	*0.0013*	*0.003*	<0.00005	<0.000124	<0.00013	R	<0.000123	<0.000058	<0.000058	<0.000058	<0.000058	<0.000058	<0.000058	<0.000058	<0.00019	<0.00019
2,6-Dinitrotoluene	*0.0013*	*0.003*	<0.00006	<0.0000762	<0.00008	R	<0.0000755	<0.000042	<0.000042	<0.000042	<0.000042	<0.000042	<0.000042	<0.000042	<0.00019	<0.00019
2-Chloronaphthalene	*2*	*5.8*	<0.00005	<0.0000762	<0.00008	R	<0.0000755	<0.000021	<0.000021	<0.000021	<0.000021	<0.000021	<0.000021	<0.000021	<0.00038	<0.00038
2-Methylnaphthalene	*0.098*	*0.29*	<0.00005	0.000098 J	<0.00007	R	<0.000066	<0.000019	<0.000019	<0.0001	<0.000019	<0.000019	<0.000019	<0.000019	<0.00038	<0.00038
4,6-Dinitro-2-methylphenol	*0.0024*	*0.0073*	<0.00008	R	<0.00083	R	<0.000783	<0.00002	<0.00002	<0.00002	<0.00002	<0.00002	<0.00002	<0.00002	<0.00019	<0.00019
4-Nitrophenol	*0.049*	*0.15*	<0.00005	<0.000533	<0.00056	R	<0.000528	<0.000047	<0.000047	<0.000047	<0.000047	<0.000047	<0.000047	<0.000047	<0.00024	<0.00024
Acenaphthene	*1.5*	*4.4*	0.000058 J	<0.0000762	<0.00008	R	<0.0000755	<0.000027	<0.000027	<0.000057	<0.000027	<0.000027	<0.000027	0.0001	<0.00029	<0.00029
Acenaphthylene	*1.5*	*4.4*	<0.00005	<0.0000571	<0.00006	R	<0.0000566	<0.000015	<0.000015	<0.000015	<0.000015	<0.000015	<0.000015	<0.000015	<0.00029	<0.00029
Anthracene	*7.3*	*22*	<0.00005	0.000107 J	<0.00005	R	<0.0000472	<0.000014	<0.000014	<0.000014	<0.000014	<0.000014	<0.000014	0.000046 J	0.000584	0.000589
Benzo(a)anthracene	*0.0091*	*0.02*	<0.00005	0.000137 J	<0.00008	R	<0.0000755	<0.00005	<0.00005	<0.00005	<0.00005	<0.00005	<0.00005	<0.00005	<0.00019	<0.00019
Benzo(a)pyrene	*0.0002*	*0.0002*	<0.00005	**0.000306 J**	<0.00008	R	<0.0000755	<0.00002	<0.00002	0.00004 J	<0.00002	<0.00002	<0.00002	<0.00002	<0.00019	<0.00019
bis(2-Chloroethoxy)methane	*0.00083*	*0.0019*	<0.00005	<0.000124	<0.00013	R	<0.000123	<0.00003	<0.00003	<0.00003	<0.00003	<0.00003	<0.00003	<0.00003	<0.00038	<0.00038
bis(2-Ethylhexyl)phthalate (DEHP)	*0.006*	*0.006*	<0.0001	0.000594	<0.00037	R	<0.000349	<0.000056	<0.00027	0.00079	<0.0002	<0.000037	0.000052 J	0.00026	0.00045 J	<0.00019
Chrysene	*0.91*	*2*	<0.00005	0.000127 J	<0.00008	R	<0.0000755	<0.000021	<0.000021	0.00006 J	<0.000021	<0.000021	<0.000021	<0.000021	<0.00019	<0.00019
Dibenzofuran	*0.098*	*0.29*	<0.00005	0.000104 J	<0.00008	R	<0.0000755	0.000034 J	<0.00002	<0.000049	<0.00002	<0.00002	<0.00002	0.000057 J	0.00031 J	<0.00029
Di-n-butylphthalate (DBP)	*2.4*	*7.3*	<0.00005	<0.000105	<0.00011	R	<0.000104	<0.00002	<0.00002	0.0014	0.00089	<0.00033	<0.00002	0.000038 J	<0.00019	<0.00019
Fluoranthene	*0.98*	*2.9*	<0.00005	0.000289 J	0.000186 J	0.0000718 J	<0.000066	0.000028 J	<0.00001	<0.00011	<0.000037	<0.00001	<0.00001	0.00013	0.00047 J	0.000687
Fluorene	*0.98*	*2.9*	<0.00005	0.000116 J	<0.00007	R	<0.000066	<0.00003	<0.00003	<0.000042	<0.00003	<0.00003	<0.00003	0.000083 J	<0.00019	<0.00019
Naphthalene	*0.49*	*1.5*	0.00046	<0.000401	<0.00008	0.000297 J	<0.0000755	0.00083	<0.00002	<0.00056	<0.00002	<0.00002	<0.00002	<0.00002	0.00119	0.00062
Nitrobenzene	*0.049*	*0.15*	<0.00005	<0.000105	<0.00011	R	<0.000104	<0.000024	<0.000024	<0.000024	<0.000024	<0.000024	<0.000024	<0.000024	<0.00038	<0.00038
N-Nitrosodiphenylamine	*0.19*	*0.42*	<0.00005	<0.0000952	<0.0001	R	<0.0000943	<0.000025	<0.000025	<0.000025	<0.000025	<0.000025	<0.000025	<0.000025	<0.00024	<0.00024
Pentachlorophenol	*0.001*	*0.001*	<0.00005	R	<0.00061	R	<0.000575	<0.000079	<0.000079	<0.000079	<0.000079	<0.000079	<0.000079	<0.000079	<0.00019	<0.00019
Phenanthrene	*0.73*	*2.2*	<0.00005	0.000406 J	<0.00006	0.000185 J	<0.0000566	0.000052 J	<0.000021	<0.000088	<0.000022	<0.000021	<0.000021	0.00012	0.00046 J	0.00043 J
Phenol	*7.3*	*22*	0.00056	R	<0.00004	R	<0.0000377	<0.000035	<0.000035	<0.000035	<0.000035	<0.000035	<0.000035	<0.000035	<0.00019	<0.00019
Pyrene	*0.73*	*2.2*	<0.00005	0.000388 J	0.000131 J	R	<0.000104	0.000021 J	<0.000019	<0.0001	0.000022 J	<0.000019	<0.000019	0.000079 J	0.00039 J	0.000528
Metals																
Arsenic	*0.01*	*0.01*						<0.0004	0.00044 J	0.00234	0.00142 J	0.00121 J	<0.00146	0.00185 J		

Notes:

1. All values in milligrams per liter (mg/L).
2. Concentrations > RAL and non-detects are highlighted light gray.
3. Concentrations > C/I AL and non-detects are highlighted dark gray
4. TRRP Protective Concentration Limits (PCLs) (30 TAC §350, Table 3), updated January 2021.
5. RAL = Residential Assessment Level, C/I = Commercial/Industrial
6. J = Estimated value, < = not detected at the specified detection limit.
7. MW-32A was screened in the B-CZ & replaced with MW-32AR
8. Based on historical data, MW-25A and MW-25C were likely mislabeled in March 2018 and results are provided correctly in this table.

TABLE 2
ANALYTICAL RESULTS SUMMARY (2008 - 2022)
CLASS 2 GROUNDWATER
HOUSTON, TX - WOOD PRESERVING WORKS

	Residential Assessment Level	***C/I PCL***	MW-48C 07/14/2008	MW-48C 02/04/2009	MW-48C 01/21/2010	MW-48C 06/24/2010	MW-48C 07/15/2010	MW-48C 01/19/2011	MW-48C 07/18/2011	MW-48C 02/06/2012	MW-48C 07/24/2012	MW-48C 01/31/2013	MW-48C 08/01/2013	MW-48C 01/16/2014	MW-48C 07/16/2014	MW-48C 01/28/2018
Volatile Organic Compounds																
1,2-Dichloroethane	*0.005*	*0.005*	<0.00109	<0.0005	<0.0005	<0.0005	<0.0005	<0.0005	<0.001	<0.001	<0.0005	<0.00014	<0.00014	<0.0002	<0.00014	<0.0002
Benzene	*0.005*	*0.005*	<0.00112	<0.0005	<0.0005	<0.0005	<0.0005	<0.0005	<0.001	<0.001	<0.0005	<0.00008	<0.00008	<0.0002	<0.00008	<0.0002
Chlorobenzene	*0.1*	*0.1*	<0.0015	<0.0005	<0.0005	<0.0005	<0.0005	<0.0005	<0.001	<0.001	<0.0005	<0.00012	<0.00012	<0.00018	<0.00012	<0.0003
Ethylbenzene	*0.7*	*0.7*	<0.00142	<0.0005	<0.0005	<0.0005	<0.0005	<0.0005	<0.0011	<0.0011	<0.0005	<0.00011	<0.00011	<0.00019	<0.00011	<0.0003
Methylene chloride	*0.005*	*0.005*	<0.00122	<0.0005	<0.0005	<0.0005	<0.0005	<0.0005	<0.0013	<0.0013	<0.001	<0.00015	<0.00015	<0.00022	<0.00015	<0.001
Toluene	*1*	*1*	<0.00138	<0.0005	<0.0005	<0.0005	<0.0005	<0.0005	<0.001	<0.001	<0.0005	<0.00015	<0.00015	<0.00017	<0.00015	<0.0002
Vinyl chloride	*0.002*	*0.002*												<0.00018		
Xylenes (total)	*10*	*10*	<0.00302	<0.001	<0.001	<0.001	<0.001	<0.001	<0.0031	<0.0031	<0.0015	<0.00026	<0.00026	<0.00058	<0.00026	<0.0003
Semivolatile Organic Compounds																
1,2-Diphenylhydrazine	*0.0011*	*0.0026*	<0.00009	<0.0001	<0.0001	<0.0005	<0.0001	<0.0001	<0.00005	<0.00005	<0.00005	<0.000104	<0.000105	<0.000104	<0.000104	<0.000021
2,4-Dimethylphenol	*0.49*	*1.5*	<0.00033	<0.00008	<0.00008	0.0073	<0.00008	<0.00008	<0.00005	<0.00005	0.00014 J	<0.000292	<0.000295	<0.000292	<0.000292	<0.00004
2,4-Dinitrotoluene	*0.0013*	*0.003*	<0.00022	<0.00009	<0.00009	<0.00045	<0.00009	<0.00009	<0.00005	<0.00005	<0.00005	<0.000123	<0.000124	<0.000123	<0.000123	<0.000058
2,6-Dinitrotoluene	*0.0013*	*0.003*	<0.00022	<0.00007	<0.00007	<0.00035	<0.00007	<0.00007	<0.00006	<0.00006	<0.00006	<0.0000755	<0.0000762	<0.0000755	<0.0000755	<0.000042
2-Chloronaphthalene	*2*	*5.8*	<0.00044	<0.00012	<0.0001	<0.0005	<0.0001	<0.0001	<0.00005	<0.00005	<0.00005	<0.0000755	<0.0000762	<0.0000755	<0.0000755	<0.000021
2-Methylnaphthalene	*0.098*	*0.29*	<0.00044	<0.00007	<0.00007	**0.18**	<0.00007	<0.00007	<0.00005	<0.00005	0.0013	<0.000066	<0.0000667	<0.000066	<0.000066	<0.000019
4,6-Dinitro-2-methylphenol	*0.0024*	*0.0073*	<0.00022	<0.00008	<0.00008	<0.0004	<0.00008	<0.00008	<0.00008	<0.00008	<0.00008	<0.000783	<0.00079	<0.000783	<0.000783	<0.00002
4-Nitrophenol	*0.049*	*0.15*	<0.00028	<0.00007	<0.00007	<0.00035	<0.00007	<0.00007	<0.00005	<0.00005	<0.00005	<0.000528	<0.000533	<0.000528	<0.000528	<0.000047
Acenaphthene	*1.5*	*4.4*	<0.00033	<0.00009	<0.00009	0.073	<0.00009	<0.00009	<0.00005	<0.00005	0.0011	<0.0000755	<0.0000762	<0.0000755	<0.0000755	<0.000027
Acenaphthylene	*1.5*	*4.4*	<0.00033	<0.00006	<0.00007	0.0014	<0.00007	<0.00007	<0.00005	<0.00005	<0.00005	<0.0000566	<0.0000571	<0.0000566	<0.0000566	<0.000015
Anthracene	*7.3*	*22*	<0.00022	0.00012 J	<0.00007	0.007	<0.00007	<0.00007	<0.00005	<0.00005	0.00077	<0.0000472	<0.0000476	<0.0000472	<0.0000472	0.000025 J
Benzo(a)anthracene	*0.0091*	*0.02*	<0.00022	<0.00007	<0.00007	<0.00035	<0.00007	<0.00007	<0.00005	<0.00005	0.000066 J	<0.0000755	<0.0000762	<0.0000755	<0.0000755	<0.00005
Benzo(a)pyrene	*0.0002*	*0.0002*	**<0.00022**	<0.00008	<0.00008	**<0.0004**	<0.00008	<0.00008	<0.00005	<0.00005	<0.00005	<0.0000755	<0.0000762	<0.0000755	<0.0000755	<0.00002
bis(2-Chloroethoxy)methane	*0.00083*	*0.0019*	<0.00044	<0.00009	<0.00009	<0.00045	<0.00009	<0.00009	<0.00005	<0.00005	<0.00005	<0.000123	<0.000124	<0.000123	<0.000123	<0.00003
bis(2-Ethylhexyl)phthalate (DEHP)	*0.006*	*0.006*	0.00028 J	0.00034	<0.0018	<0.001	0.0013	0.001	<0.00043	<0.0001	<0.00024	<0.000349	<0.000352	<0.000349	<0.000349	0.000079 J
Chrysene	*0.91*	*2*	<0.00022	<0.00007	<0.00007	<0.00035	<0.00007	<0.00007	<0.00005	<0.00005	0.000073 J	<0.0000755	<0.0000762	<0.0000755	<0.0000755	<0.000021
Dibenzofuran	*0.098*	*0.29*	<0.00033	0.00025	<0.00008	0.065	<0.00008	<0.00008	<0.00005	<0.00005	0.00096	<0.0000755	<0.0000762	<0.0000755	<0.0000755	<0.00002
Di-n-butylphthalate (DBP)	*2.4*	*7.3*	<0.00022	<0.00007	<0.00007	<0.00035	<0.00007	<0.00007	<0.00005	<0.00005	0.000053 J	<0.000104	<0.000105	<0.000104	<0.000104	<0.00002
Fluoranthene	*0.98*	*2.9*	0.00033 J	<0.00007	0.00013 J	0.0021	0.00019 J	0.00019 J	<0.00013	<0.00005	0.00095	<0.000066	0.000134 J	0.000153 J	<0.000066	0.000049 J
Fluorene	*0.98*	*2.9*	<0.00022	<0.00007	<0.00007	0.032	<0.00007	<0.00007	<0.00005	<0.00005	0.0011	<0.000066	<0.0000667	<0.000066	<0.000066	<0.00003
Naphthalene	*0.49*	*1.5*	<0.00044	0.00052	0.0002 J	**5**	<0.0001	<0.0001	<0.00005	<0.00005	0.0071	<0.000495	<0.000158	<0.0000755	<0.0000755	<0.00002
Nitrobenzene	*0.049*	*0.15*	<0.00044	<0.00009	<0.00009	<0.00045	<0.00009	<0.00009	<0.00005	<0.00005	<0.00005	<0.000104	<0.000105	<0.000104	<0.000104	<0.000024
N-Nitrosodiphenylamine	*0.19*	*0.42*	<0.00028	<0.00009	<0.00009	<0.00045	<0.00009	<0.00009	<0.00005	<0.00005	<0.00005	<0.0000943	<0.0000952	<0.0000943	<0.0000943	<0.000025
Pentachlorophenol	*0.001*	*0.001*	<0.00022	<0.00008	<0.00008	**0.019**	<0.00008	<0.00008	<0.00005	<0.00005	<0.00005	<0.000575	<0.000581	<0.000575	<0.000575	<0.000079
Phenanthrene	*0.73*	*2.2*	<0.00022	0.00032	<0.00007	0.03	<0.00007	<0.00007	<0.00005	<0.00005	0.0034	<0.0000566	<0.0000571	<0.0000566	<0.0000566	<0.000022
Phenol	*7.3*	*22*	<0.00022	<0.00007	<0.00007	0.024	<0.00007	<0.00007	<0.00005	<0.00005	<0.00005	<0.0000377	<0.0000381	<0.0000377	<0.0000377	<0.000035
Pyrene	*0.73*	*2.2*	<0.00022	<0.00007	0.0001 J	0.001	0.00015 J	0.00012 J	<0.0001	<0.00005	0.00052	<0.000104	<0.000105	<0.000104	<0.000104	0.000052 J
Metals																
Arsenic	*0.01*	*0.01*														0.000831 J

Notes:

1. All values in milligrams per liter (mg/L).
2. Concentrations > RAL and non-detects are highlighted light gray.
3. Concentrations > C/I AL and non-detects are highlighted dark gray
4. TRRP Protective Concentration Limits (PCLs) (30 TAC §350, Table 3), updated January 2021.
5. RAL = Residential Assessment Level, C/I = Commercial/Industrial
6. J = Estimated value, < = not detected at the specified detection limit.
7. MW-32A was screened in the B-CZ & replaced with MW-32AR
8. Based on historical data, MW-25A and MW-25C were likely mislabeled in March 2018 and results are provided correctly in this table.

TABLE 2
ANALYTICAL RESULTS SUMMARY (2008 - 2022)
CLASS 2 GROUNDWATER
HOUSTON, TX - WOOD PRESERVING WORKS

	Residential Assessment Level	***C/I PCL***	MW-48C 03/20/2018	MW-48C 05/24/2018	MW-48C 01/10/2019	MW-48C 07/17/2019	MW-48C 01/16/2020	MW-48C 07/16/2020	MW-48C 01/21/2021	MW-48C 07/13/2021	MW-48C 01/24/2022	MW-49A 01/31/2008	MW-49A 07/15/2008	MW-49A 02/04/2009	MW-49A 01/21/2010	MW-49A 06/25/2010
Volatile Organic Compounds																
1,2-Dichloroethane	*0.005*	*0.005*	<0.0002	<0.0002	<0.0002	<0.0002	<0.0002	<0.0002	<0.0002	<0.0002	<0.0002	<0.00052	<0.00052	<0.0005	<0.0005	<0.005
Benzene	*0.005*	*0.005*	<0.0002	<0.0002	<0.0002	<0.0002	<0.0002	<0.0002	<0.0002	<0.0002	<0.0002	**0.0108**	**0.165**	**0.24**	**0.2**	**0.29**
Chlorobenzene	*0.1*	*0.1*	<0.0003	<0.0003	<0.0003	<0.0003	<0.0003	<0.0003	<0.0003	<0.0003	<0.0003	0.00865	0.00702	0.0053	0.0024 J	<0.005
Ethylbenzene	*0.7*	*0.7*	<0.0003	<0.0003	<0.0003	<0.0003	<0.0003	<0.0003	<0.0003	<0.0003	<0.0003	0.0238	0.0837	0.084	0.085	0.14
Methylene chloride	*0.005*	*0.005*	<0.001	<0.001	<0.001	<0.001	<0.001	<0.001	<0.001	<0.001	<0.001	<0.00054	<0.00054	<0.0005	<0.0005	<0.005
Toluene	*1*	*1*	<0.0002	<0.0002	<0.0002	<0.0002	<0.0002	<0.0002	<0.0002	<0.0002	<0.0002	0.00805	0.0415	0.077	0.083	0.13
Vinyl chloride	*0.002*	*0.002*														
Xylenes (total)	*10*	*10*	<0.0003	<0.0003	<0.0003	<0.0003	<0.0003	<0.0003	<0.0003	<0.0003	<0.0003	0.0352	0.187	0.2	0.21	0.34
Semivolatile Organic Compounds																
1,2-Diphenylhydrazine	*0.0011*	*0.0026*	<0.000021	<0.000021	<0.000021	<0.000021	<0.000021	<0.000021	<0.000021	<0.000021	<0.000021	**<0.004**	**<0.002**	<0.0001	<0.0001	<0.0005
2,4-Dimethylphenol	*0.49*	*1.5*	<0.00004	<0.00004	0.001	<0.00004	<0.00004	<0.00004	<0.00004	<0.00004	<0.00004	0.025	**6.08**	**6.8**	**0.86**	**3.7**
2,4-Dinitrotoluene	*0.0013*	*0.003*	<0.000058	<0.000058	<0.000058	<0.000058	<0.000058	<0.000058	<0.000058	<0.000058	<0.000058	**<0.0095**	**<0.004**	<0.00009	<0.00009	<0.00045
2,6-Dinitrotoluene	*0.0013*	*0.003*	<0.000042	<0.000042	<0.000042	<0.000042	<0.000042	0.00031	0.00012 J	<0.000042	<0.000042	**<0.0095**	**<0.004**	<0.00007	<0.00007	<0.00035
2-Chloronaphthalene	*2*	*5.8*	<0.000021	<0.000021	<0.000021	<0.000021	<0.000021	<0.000021	<0.000021	<0.000021	<0.000021	<0.019	<0.008	<0.00012	<0.0001	<0.0005
2-Methylnaphthalene	*0.098*	*0.29*	<0.000019	<0.000019	0.00038	<0.000019	<0.000076	<0.000019	<0.000019	<0.000019	<0.000019	0.0693	**0.492**	**0.6**	**0.35**	**0.44**
4,6-Dinitro-2-methylphenol	*0.0024*	*0.0073*	<0.00002	<0.00002	<0.00002	<0.00002	<0.00002	<0.00002	<0.00002	<0.00002	<0.00002	**<0.0095**	**<0.01**	<0.00008	<0.00008	<0.0004
4-Nitrophenol	*0.049*	*0.15*	<0.000047	<0.000047	<0.000047	<0.000047	<0.000047	<0.000047	<0.000047	<0.000047	<0.000047	<0.012	<0.005	<0.00007	<0.00007	<0.00035
Acenaphthene	*1.5*	*4.4*	<0.000027	<0.000027	0.000098 J	<0.000027	<0.000073	<0.000027	<0.000027	<0.000027	<0.000027	0.215	0.468	0.32	0.2	0.21
Acenaphthylene	*1.5*	*4.4*	<0.000015	<0.000015	<0.000015	<0.000015	<0.000015	<0.000015	<0.000015	<0.000015	<0.000015	<0.014	<0.006	0.0039	0.0032	0.0052
Anthracene	*7.3*	*22*	<0.000014	<0.000014	<0.000014	<0.000014	<0.000014	<0.000014	<0.000014	<0.000014	<0.000014	<0.0095	0.0164	0.01	0.0071	0.0099
Benzo(a)anthracene	*0.0091*	*0.02*	0.000057 J	<0.00005	<0.00005	<0.00005	<0.00005	<0.00005	<0.00005	<0.00005	<0.00005	**<0.0095**	<0.004	0.00066	<0.00007	<0.00035
Benzo(a)pyrene	*0.0002*	*0.0002*	<0.00002	<0.00002	<0.00002	<0.00002	0.000021 J	<0.00002	<0.00002	<0.00002	<0.00002	**<0.0095**	**<0.004**	**0.00024**	<0.00008	**<0.0004**
bis(2-Chloroethoxy)methane	*0.00083*	*0.0019*	<0.00003	<0.00003	<0.00003	<0.00003	<0.00003	<0.00003	<0.00003	<0.00003	<0.00003	**<0.019**	**<0.008**	<0.00009	<0.00009	<0.00045
bis(2-Ethylhexyl)phthalate (DEHP)	*0.006*	*0.006*	0.00011 J	0.000063 J	<0.000037	<0.0003	0.000039 J	<0.000057	<0.00013	<0.000079	<0.000037	**<0.0095**	<0.004	0.0009	<0.0015	<0.001
Chrysene	*0.91*	*2*	0.000044 J	<0.000021	<0.000021	<0.000021	0.000029 J	<0.000021	<0.000021	<0.000021	<0.000021	<0.0095	<0.004	0.0006	<0.00007	<0.00035
Dibenzofuran	*0.098*	*0.29*	<0.00002	<0.00002	<0.00002	<0.00002	<0.000054	<0.00002	<0.00002	<0.00002	<0.00002	**0.148**	**0.293**	**0.21**	**0.14**	**0.16**
Di-n-butylphthalate (DBP)	*2.4*	*7.3*	<0.00002	<0.00002	<0.00002	<0.00002	<0.00002	<0.000026	<0.000041	<0.00002	<0.00002	<0.0095	<0.004	<0.00007	<0.00007	<0.00035
Fluoranthene	*0.98*	*2.9*	0.000099 J	<0.00001	<0.00001	0.000035 J	<0.000061	<0.000052	0.000014 J	<0.00001	<0.00001	<0.0095	0.0063	0.0058	0.0025	0.0034
Fluorene	*0.98*	*2.9*	<0.00003	<0.00003	<0.00003	<0.00003	<0.00005	<0.00003	<0.00003	<0.00003	<0.00003	0.102	0.205	0.15	0.11	0.13
Naphthalene	*0.49*	*1.5*	<0.00002	<0.00002	0.0085	<0.00002	<0.00052	<0.000071	<0.000085	<0.00002	<0.00002	**2.13**	**11**	**9**	**5.1**	**10**
Nitrobenzene	*0.049*	*0.15*	<0.000024	<0.000024	<0.000024	<0.000024	<0.000024	<0.000024	<0.000024	<0.000024	<0.000024	<0.019	<0.008	<0.00009	<0.00009	<0.00045
N-Nitrosodiphenylamine	*0.19*	*0.42*	<0.000025	<0.000025	<0.000025	<0.000025	<0.000025	<0.000025	<0.000025	<0.000025	<0.000025	<0.012	<0.005	<0.00009	<0.00009	<0.00045
Pentachlorophenol	*0.001*	*0.001*	<0.000079	<0.000079	<0.000079	<0.000079	<0.000079	<0.000079	<0.000079	<0.000079	<0.000079	**<0.0095**	**<0.004**	<0.00008	<0.00008	<0.0004
Phenanthrene	*0.73*	*2.2*	<0.000021	<0.000021	<0.000021	<0.000021	<0.000052	<0.000021	<0.000021	<0.000021	<0.000021	0.0939	0.147	0.096	0.072	0.086
Phenol	*7.3*	*22*	<0.000035	<0.000035	0.002	0.000074 J	<0.000035	<0.000035	<0.000035	<0.000035	<0.000035	<0.0095	0.0111	<0.00007	0.00077	0.0011
Pyrene	*0.73*	*2.2*	0.000087 J	<0.000019	<0.000019	0.000036 J	<0.000065	0.000043 J	<0.000019	<0.000019	<0.000019	<0.0095	<0.004	0.0046	0.0017	0.0018
Metals																
Arsenic	*0.01*	*0.01*	0.000581 J	0.000562 J	0.000924 J	0.00167 J	0.00126 J	0.00102 J	0.000804 J	0.00216	<0.0004					

Notes:

1. All values in milligrams per liter (mg/L).
2. Concentrations > RAL and non-detects are highlighted light gray.
3. Concentrations > C/I AL and non-detects are highlighted dark gray
4. TRRP Protective Concentration Limits (PCLs) (30 TAC §350, Table 3), updated January 2021.
5. RAL = Residential Assessment Level, C/I = Commercial/Industrial
6. J = Estimated value, < = not detected at the specified detection limit.
7. MW-32A was screened in the B-CZ & replaced with MW-32AR
8. Based on historical data, MW-25A and MW-25C were likely mislabeled in March 2018 and results are provided correctly in this table.

TABLE 2
ANALYTICAL RESULTS SUMMARY (2008 - 2022)
CLASS 2 GROUNDWATER
HOUSTON, TX - WOOD PRESERVING WORKS

	Residential Assessment Level	*C/I PCL*	MW-49A 01/20/2011	MW-49A 07/22/2011	MW-49A 02/07/2012	MW-49A 07/26/2012	MW-49A 02/07/2013	MW-49A 08/01/2013	MW-49A 01/16/2014	MW-49A 07/16/2014	MW-49A 01/29/2018	MW-49A 04/01/2018	MW-49A 05/31/2018	MW-49A 01/23/2019	MW-49A 07/31/2019	MW-49A 01/07/2020
Volatile Organic Compounds																
1,2-Dichloroethane	*0.005*	*0.005*	<0.005	**<0.01**	**<0.05**	<0.0005	<0.00014	<0.0014	<0.0002	<0.0028	<0.0002	<0.001	<0.0002	<0.0002	<0.0002	<0.002
Benzene	*0.005*	*0.005*	**0.057**	**0.2**	**<0.05**	**0.042**	**0.114**	**0.094**	**0.0565**	**0.108**	**0.013**	**0.016**	**0.01**	0.004	<0.0002	**0.3**
Chlorobenzene	*0.1*	*0.1*	0.0084 J	<0.01	<0.05	0.0037 J	**0.299**	**0.476**	**0.304**	**0.211**	<0.0003	<0.0015	<0.0003	<0.0003	<0.0003	0.0063 J
Ethylbenzene	*0.7*	*0.7*	0.04 J	0.094	<0.055	0.037	0.0321	0.0499	0.0331	0.0701	0.01	0.01	0.0067	0.0031	<0.0003	0.1
Methylene chloride	*0.005*	*0.005*	<0.005	**<0.013**	**<0.065**	<0.001	<0.00015	<0.0015	<0.00022	**0.0212**	<0.001	<0.005	<0.001	<0.001	<0.001	**<0.01**
Toluene	*1*	*1*	0.021 J	0.11	<0.05	0.031	0.0343	0.0347	0.0296	0.0593	0.003	0.0075	0.0065	0.0023	<0.0002	0.19
Vinyl chloride	*0.002*	*0.002*	**<0.005**	**<0.01**	**<0.05**	<0.0005	<0.00011	<0.0011	<0.00018	**<0.0022**	<0.0002		<0.0002	<0.0002	<0.0002	<0.002
Xylenes (total)	*10*	*10*	0.079 J	0.2	<0.16	0.082	0.0777	0.106	0.0699	0.157	0.023	0.023	0.015	0.0087	<0.0003	0.24
Semivolatile Organic Compounds																
1,2-Diphenylhydrazine	*0.0011*	*0.0026*	<0.0001	<0.00005	<0.00005	<0.00005	**<0.00524**	**<0.0105**	**<0.00519**	**<0.0104**	<0.000021	<0.000021	<0.000021	<0.000021	<0.000021	<0.000021
2,4-Dimethylphenol	*0.49*	*1.5*	0.18	**3**	<0.00005	0.037	**1.42**	**0.903**	**2.1 J**	**1.23**	0.097	0.033	0.097	<0.00004	<0.00004	**5.7**
2,4-Dinitrotoluene	*0.0013*	*0.003*	<0.00009	<0.00005	<0.00005	<0.00005	**<0.00619**	**<0.0124**	**<0.00613**	**<0.0123**	<0.000058	<0.000059	<0.000058	<0.000058	<0.000058	<0.000058
2,6-Dinitrotoluene	*0.0013*	*0.003*	<0.00007	<0.00006	<0.00006	<0.00006	**<0.00381**	**<0.00762**	**<0.00377**	**<0.00755**	<0.000042	<0.000042	<0.000042	<0.000042	<0.000042	<0.000042
2-Chloronaphthalene	*2*	*5.8*	<0.0001	<0.00005	<0.00005	<0.00005	<0.00381	<0.00762	<0.00377	<0.00755	<0.000021	<0.000021	<0.000021	<0.000021	<0.000021	<0.000021
2-Methylnaphthalene	*0.098*	*0.29*	**0.13**	**0.27**	<0.00005	<0.00005	**0.218**	**0.216**	**0.267**	**0.293**	0.000078 J	0.000067 J	0.0079	<0.000019	<0.000019	**0.13**
4,6-Dinitro-2-methylphenol	*0.0024*	*0.0073*	<0.00008	<0.00008	<0.00008	<0.00008	**<0.0395**	**<0.079**	**<0.0392**	**<0.0783**	<0.00002	<0.00002	<0.00002	<0.00002	<0.00002	<0.00002
4-Nitrophenol	*0.049*	*0.15*	<0.00007	<0.00005	<0.00005	<0.00005	<0.0267	**<0.0533**	<0.0264	**<0.0528**	<0.000047	<0.000047	<0.000047	<0.000047	<0.000047	<0.000047
Acenaphthene	*1.5*	*4.4*	0.13	0.13	<0.00005	0.033	0.134	0.126	0.18	0.126	0.0036	0.0049	0.007	<0.000027	<0.000027	0.057
Acenaphthylene	*1.5*	*4.4*	0.0018	0.0029	<0.00005	0.00062	<0.00286	<0.00571	0.00528 J	<0.00566	0.00012	0.00012	0.00015	<0.000015	<0.000015	0.00097
Anthracene	*7.3*	*22*	0.0096	0.011	<0.00005	0.00076	0.00824 J	0.0119 J	0.0132 J	<0.00472	0.00028	0.00035	0.00062	<0.000014	<0.000014	0.0028
Benzo(a)anthracene	*0.0091*	*0.02*	<0.00007	<0.00005	<0.00005	<0.00005	<0.00381	<0.00762	<0.00377	<0.00755	<0.00005	<0.000051	<0.00005	<0.00005	<0.00005	<0.00005
Benzo(a)pyrene	*0.0002*	*0.0002*	<0.00008	<0.00005	<0.00005	<0.00005	**<0.00381**	**<0.00762**	**<0.00377**	**<0.00755**	<0.00002	<0.00002	<0.00002	<0.00002	<0.00002	<0.00002
bis(2-Chloroethoxy)methane	*0.00083*	*0.0019*	<0.00009	<0.00005	<0.00005	<0.00005	**<0.00619**	**<0.0124**	**<0.00613**	**<0.0123**	<0.00003	<0.00003	<0.00003	<0.00003	<0.00003	<0.00003
bis(2-Ethylhexyl)phthalate (DEHP)	*0.006*	*0.006*	<0.00029	<0.0001	<0.0001	0.0001 J	**<0.0176**	**<0.0352**	**<0.0175**	**<0.0349**	0.00013 J	0.00014 J	0.0002 J	<0.000055	<0.000037	<0.00011
Chrysene	*0.91*	*2*	<0.00007	<0.00005	<0.00005	<0.00005	<0.00381	<0.00762	<0.00377	<0.00755	<0.000021	<0.000021	<0.000021	<0.000021	<0.000021	<0.000021
Dibenzofuran	*0.098*	*0.29*	0.075	0.09	<0.00005	0.0099	0.0851	0.0812	0.0902	0.0941	0.0021	0.0029	0.0049	<0.00002	<0.00002	0.037
Di-n-butylphthalate (DBP)	*2.4*	*7.3*	<0.00007	<0.00005	<0.00005	<0.00005	<0.00524	<0.0105	<0.00519	<0.0104	0.000069 J	<0.00002	<0.00002	<0.00002	<0.00002	<0.00002
Fluoranthene	*0.98*	*2.9*	0.0038	0.0033	<0.00005	0.0018	<0.00333	<0.00667	0.00521 J	<0.0066	0.00035	0.00039	0.00049	<0.00001	<0.00001	0.00056
Fluorene	*0.98*	*2.9*	0.073	0.092	<0.00005	0.015 J	0.0717	0.0662	0.0864	0.0651	0.0025	0.0027	0.0039	<0.00003	<0.00003	0.027
Naphthalene	*0.49*	*1.5*	**1.8**	**7.4**	<0.00005	<0.00005	**2.88**	**3.3**	**5.86**	**5.13**	<0.00016	0.0002	0.046	0.000089 J	<0.00002	**4.5**
Nitrobenzene	*0.049*	*0.15*	<0.00009	<0.00005	<0.00005	<0.00005	<0.00524	<0.0105	<0.00519	<0.0104	<0.000024	<0.000024	<0.000024	<0.000024	<0.000024	<0.00024
N-Nitrosodiphenylamine	*0.19*	*0.42*	<0.00009	<0.00005	<0.00005	<0.00005	<0.00476	<0.00952	<0.00472	<0.00943	<0.000025	<0.000025	<0.000025	<0.000025	<0.000025	<0.000025
Pentachlorophenol	*0.001*	*0.001*	<0.00008	<0.00005	<0.00005	<0.00005	**<0.029**	**<0.0581**	**<0.0288**	**<0.0575**	<0.000079	<0.00008	<0.000079	<0.000079	<0.000079	<0.000079
Phenanthrene	*0.73*	*2.2*	0.062	0.07	<0.00005	0.002	0.0455	0.0684	0.0564	0.0519	0.00066	0.00055	0.0034	<0.000021	<0.000021	0.016
Phenol	*7.3*	*22*	0.0058	0.0095	<0.00005	<0.00023	<0.0019	<0.00381	<0.00189	<0.00377	<0.000035	<0.000035	0.0001 J	<0.000035	0.00064	0.17
Pyrene	*0.73*	*2.2*	0.002	0.0016	<0.00005	0.00095	<0.00524	<0.0105	<0.00519	<0.0104	0.00018	0.00029	0.00034	<0.000019	<0.000019	0.00052
Metals																
Arsenic	*0.01*	*0.01*									0.00163 J	0.00233	0.000922 J	0.0012 J	0.000658 J	0.00463

Notes:

1. All values in milligrams per liter (mg/L).
2. Concentrations > RAL and non-detects are highlighted light gray.
3. Concentrations > C/I AL and non-detects are highlighted dark gray
4. TRRP Protective Concentration Limits (PCLs) (30 TAC §350, Table 3), updated January 2021.
5. RAL = Residential Assessment Level, C/I = Commercial/Industrial
6. J = Estimated value, < = not detected at the specified detection limit.
7. MW-32A was screened in the B-CZ & replaced with MW-32AR
8. Based on historical data, MW-25A and MW-25C were likely mislabeled in March 2018 and results are provided correctly in this table.

TABLE 2
ANALYTICAL RESULTS SUMMARY (2008 - 2022)
CLASS 2 GROUNDWATER
HOUSTON, TX - WOOD PRESERVING WORKS

	Residential Assessment Level	***C/I PCL***	MW-49A 07/16/2020	MW-49A 01/19/2021	MW-49A 07/14/2021	MW-49A 01/10/2022	MW-50A 01/31/2008	MW-50A 07/16/2008	MW-50A 02/04/2009	MW-50A 01/20/2010	MW-50A 06/25/2010	MW-50A 01/27/2011	MW-50A 07/28/2011	MW-50A 02/09/2012	MW-50A 07/24/2012	MW-50A 04/02/2013
Volatile Organic Compounds																
1,2-Dichloroethane	*0.005*	*0.005*	<0.0002	<0.0002	<0.0002	<0.0002	<0.00052	<0.00109	<0.0005	<0.0005	<0.0005	<0.0005	<0.001	<0.001	<0.0005	<0.00014
Benzene	*0.005*	*0.005*	**0.13**	**0.12**	**0.0055**	**0.062**	<0.00025	<0.00112	<0.0005	<0.0005	<0.0005	<0.0005	<0.001	<0.001	<0.0005	<0.00008
Chlorobenzene	*0.1*	*0.1*	0.0027	<0.0003	<0.0003	<0.0003	<0.00047	<0.0015	<0.0005	<0.0005	<0.0005	<0.0005	<0.001	<0.001	<0.0005	<0.00012
Ethylbenzene	*0.7*	*0.7*	0.077	0.049	0.016	0.044	<0.00025	<0.00142	<0.0005	<0.0005	<0.0005	<0.0005	<0.0011	<0.0011	<0.0005	<0.00011
Methylene chloride	*0.005*	*0.005*	<0.001	<0.001	<0.001	<0.001	<0.00054	<0.00122	<0.0005	<0.0005	<0.0005	<0.0005	<0.0013	<0.0013	<0.001	<0.00015
Toluene	*1*	*1*	0.13	0.14	0.019	0.014	<0.00041	<0.00138	<0.0005	<0.0005	<0.0005	<0.0005	<0.001	<0.001	<0.0005	<0.00015
Vinyl chloride	*0.002*	*0.002*	<0.0002													
Xylenes (total)	*10*	*10*	0.18	0.12	0.038	0.095	<0.00127	<0.00302	<0.001	<0.001	<0.001	<0.001	<0.0031	<0.0031	<0.0015	<0.00026
Semivolatile Organic Compounds																
1,2-Diphenylhydrazine	*0.0011*	*0.0026*	<0.000021	<0.00021	<0.00021	<0.00021	<0.00008	<0.00009	<0.0001	<0.0001	<0.0001	<0.0001	<0.00005	<0.00005	<0.00005	<0.000106
2,4-Dimethylphenol	*0.49*	*1.5*	**0.58**		0.0034	0.35	<0.00029	<0.00033	<0.00008	<0.00008	<0.00008	<0.00008	<0.00005	<0.00005	0.000083 J	<0.000298
2,4-Dinitrotoluene	*0.0013*	*0.003*	<0.000058	<0.00058	<0.00058	<0.00058	<0.00019	<0.00022	<0.00009	<0.00009	<0.00009	<0.00009	<0.00005	<0.00005	<0.00005	<0.000125
2,6-Dinitrotoluene	*0.0013*	*0.003*	<0.000042	<0.00042	<0.00042	<0.00042	<0.00019	<0.00022	<0.00007	<0.00007	<0.00007	<0.00007	<0.00006	<0.00006	<0.00006	<0.0000769
2-Chloronaphthalene	*2*	*5.8*	<0.000021	<0.00021	<0.00021	<0.00021	<0.00038	<0.00044	<0.00012	<0.0001	<0.0001	<0.0001	<0.00005	<0.00005	<0.00005	<0.0000769
2-Methylnaphthalene	*0.098*	*0.29*	0.095	**0.17**	0.041	**0.13**	<0.00038	<0.00044	<0.00007	<0.00007	<0.00007	0.00019 J	<0.00005	<0.00005	0.0039	0.000107 J
4,6-Dinitro-2-methylphenol	*0.0024*	*0.0073*	<0.00002	<0.0002	<0.0002	<0.0002	<0.00019	<0.00056	<0.00008	<0.00008	<0.00008	<0.00008	<0.00008	<0.00008	<0.00008	<0.000798
4-Nitrophenol	*0.049*	*0.15*	<0.000047	<0.00047	0.00093 J	<0.00047	<0.00024	<0.00028	<0.00007	<0.00007	<0.00007	<0.00007	<0.00005	<0.00005	<0.00005	<0.000538
Acenaphthene	*1.5*	*4.4*	0.057	0.073	0.034	0.12	<0.00029	<0.00033	<0.00009	<0.00009	<0.00009	<0.00009	<0.00005	<0.00005	0.0029	<0.0000769
Acenaphthylene	*1.5*	*4.4*	0.0019	0.0025	0.00074 J	0.0026	<0.00029	<0.00033	<0.00006	<0.00007	<0.00007	<0.00007	<0.00005	<0.00005	<0.00005	<0.0000577
Anthracene	*7.3*	*22*	0.024	0.017	0.014	0.023	<0.00019	<0.00022	0.00011 J	<0.00007	<0.00007	<0.00007	<0.00005	<0.00005	0.0006	<0.0000481
Benzo(a)anthracene	*0.0091*	*0.02*	**0.0094**	0.0086	0.0028	**0.0097**	<0.00019	<0.00022	<0.00007	<0.00007	<0.00007	<0.00007	<0.00005	<0.00005	<0.00005	0.0000972 J
Benzo(a)pyrene	*0.0002*	*0.0002*	**0.0045**	**0.0045**	**0.0029**	**0.0077**	<0.00019	**<0.00022**	<0.00008	<0.00008	<0.00008	<0.00008	<0.00005	<0.00005	<0.00005	0.00015 J
bis(2-Chloroethoxy)methane	*0.00083*	*0.0019*	<0.00003	<0.0003	<0.0003	<0.0003	<0.00038	<0.00044	<0.00009	<0.00009	<0.00009	<0.00009	<0.00005	<0.00005	<0.00005	<0.000125
bis(2-Ethylhexyl)phthalate (DEHP)	*0.006*	*0.006*	<0.00018	<0.00037	**.0013 J**	<0.00037	<0.00019	<0.00022	0.0035	<0.0002	<0.0003	0.00029	<0.00077	0.00032	<0.00012	0.000512
Chrysene	*0.91*	*2*	0.0086	0.0082	0.0058	0.01	<0.00019	<0.00022	<0.00007	<0.00007	<0.00007	<0.00007	<0.00005	<0.00005	<0.00005	0.000157 J
Dibenzofuran	*0.098*	*0.29*	0.044	0.057	0.022	0.065	<0.00029	<0.00033	0.00025	<0.00008	<0.00008	0.00011 J	<0.00005	<0.00005	0.0024	<0.0000769
Di-n-butylphthalate (DBP)	*2.4*	*7.3*	<0.00002	<0.0002	<0.0002	<0.0002	<0.00019	<0.00022	<0.00007	<0.00007	<0.00007	<0.00007	<0.00005	<0.00005	0.000086 J	0.000194 J
Fluoranthene	*0.98*	*2.9*	0.046	0.041	0.014	0.038	<0.00019	<0.00022	<0.00007	<0.00007	<0.00007	<0.00007	<0.00005	<0.00005	0.00061	<0.0000673
Fluorene	*0.98*	*2.9*	0.046	0.052	0.024	0.07	<0.00019	<0.00022	<0.00007	<0.00007	<0.00007	<0.00007	<0.00005	<0.00005	0.0022	<0.0000673
Naphthalene	*0.49*	*1.5*	**2**	**0.9**	0.4	**3.1**	<0.00038	<0.00044	0.0003	<0.0001	<0.0004	0.0026 J	<0.00005	<0.00005	0.02	<0.0000769
Nitrobenzene	*0.049*	*0.15*	<0.000024	<0.00024	<0.00024	<0.00024	<0.00038	<0.00044	<0.00009	<0.00009	<0.00009	<0.00009	<0.00005	<0.00005	<0.00005	<0.000106
N-Nitrosodiphenylamine	*0.19*	*0.42*	<0.000025	<0.00025	<0.00025	<0.00025	<0.00024	<0.00028	<0.00009	<0.00009	<0.00009	<0.00009	<0.00005	<0.00005	<0.00005	<0.0000962
Pentachlorophenol	*0.001*	*0.001*	<0.000079	<0.00079	<0.00079	<0.00079	<0.00019	<0.00022	<0.00008	<0.00008	<0.00008	<0.00008	<0.00005	<0.00005	<0.00005	0.000921 J
Phenanthrene	*0.73*	*2.2*	0.22	0.087	0.025	0.087	0.00026 J	<0.00022	0.00031	<0.00007	<0.00007	<0.00007	<0.00005	<0.00005	0.0045	0.000164 J
Phenol	*7.3*	*22*	0.0017	0.088	<0.00035	<0.00035	<0.00019	<0.00022	<0.00007	<0.00007	<0.00007	<0.00007	<0.00005	0.00038	<0.00005	<0.0000385
Pyrene	*0.73*	*2.2*	0.03	0.025	0.0094	0.023	<0.00019	<0.00022	<0.00007	<0.00007	<0.00007	<0.00007	<0.00005	<0.00005	0.00031	0.000138 J
Metals																
Arsenic	*0.01*	*0.01*	0.00113 J	0.000986 J	<0.000614	0.00124 J										

Notes:
1. All values in milligrams per liter (mg/L).
2. Concentrations > RAL and non-detects are highlighted light gray.
3. Concentrations > C/I AL and non-detects are highlighted dark gray
4. TRRP Protective Concentration Limits (PCLs) (30 TAC §350, Table 3), updated January 2021.
5. RAL = Residential Assessment Level, C/I = Commercial/Industrial
6. J = Estimated value, < = not detected at the specified detection limit.
7. MW-32A was screened in the B-CZ & replaced with MW-32AR
8. Based on historical data, MW-25A and MW-25C were likely mislabeled in March 2018 and results are provided correctly in this table.

TABLE 2
ANALYTICAL RESULTS SUMMARY (2008 - 2022)
CLASS 2 GROUNDWATER
HOUSTON, TX - WOOD PRESERVING WORKS

	Residential Assessment Level	***C/I PCL***	MW-50A 08/09/2013	MW-50A 01/29/2014	MW-50A 08/28/2014	MW-50A 01/30/2018	MW-50A 03/28/2018	MW-50A 04/01/2018	MW-50A 05/25/2018	MW-50A 01/10/2019	MW-50A 07/19/2019	MW-50A 01/09/2020	MW-50A 07/20/2020	MW-50A 01/13/2021	MW-50A 07/13/2021	MW-50A 01/10/2022
Volatile Organic Compounds																
1,2-Dichloroethane	*0.005*	*0.005*	<0.00014	<0.00014	<0.00014	<0.0002		<0.0002	<0.0002	<0.0002	<0.0002	<0.0002	<0.0002	<0.0002	<0.0002	<0.0002
Benzene	*0.005*	*0.005*	<0.00008	<0.00008	<0.00008	<0.0002		<0.0002	<0.0002	<0.0002	<0.0002	<0.0002	<0.0002	<0.0002	<0.0002	<0.0002
Chlorobenzene	*0.1*	*0.1*	<0.00012	<0.00012	<0.00012	<0.0003		<0.0003	<0.0003	<0.0003	<0.0003	<0.0003	<0.0003	<0.0003	<0.0003	<0.0003
Ethylbenzene	*0.7*	*0.7*	<0.00011	<0.00011	<0.00011	<0.0003		<0.0003	<0.0003	<0.0003	<0.0003	<0.0003	<0.0003	<0.0003	<0.0003	<0.0003
Methylene chloride	*0.005*	*0.005*	<0.00015	<0.00015	<0.00015	<0.001		<0.001	<0.001	<0.001	<0.001	<0.001	<0.001	<0.001	<0.001	<0.001
Toluene	*1*	*1*	<0.00015	<0.00015	<0.00015	<0.0002		<0.0002	<0.0002	<0.0002	<0.0002	<0.0002	<0.0002	<0.0002	<0.0002	<0.0002
Vinyl chloride	*0.002*	*0.002*	<0.00011													
Xylenes (total)	*10*	*10*	<0.00026	<0.00026	<0.00026	<0.0003		<0.0003	<0.0003	<0.0003	<0.0003	<0.0003	<0.0003	<0.0003	<0.0003	<0.0003
Semivolatile Organic Compounds																
1,2-Diphenylhydrazine	*0.0011*	*0.0026*	<0.000108	<0.000104	<0.000109	<0.000021	<0.000021		<0.000021	<0.000021	<0.000021	<0.000021	<0.000021	<0.000021	<0.000021	<0.000021
2,4-Dimethylphenol	*0.49*	*1.5*	<0.000304	<0.000292	<0.000307	<0.00004	<0.00004		<0.00004	<0.00004	<0.00004	<0.00071	<0.00004	<0.00004	<0.00004	<0.00004
2,4-Dinitrotoluene	*0.0013*	*0.003*	<0.000127	<0.000123	<0.000129	<0.000058	<0.000058		<0.000058	<0.000058	<0.000058	<0.000058	<0.000058	<0.000058	<0.000058	<0.000058
2,6-Dinitrotoluene	*0.0013*	*0.003*	<0.0000784	<0.0000755	<0.0000792	<0.000042	<0.000042		<0.000042	<0.000042	<0.000042	<0.000042	<0.000042	<0.000042	<0.000042	<0.000042
2-Chloronaphthalene	*2*	*5.8*	<0.0000784	<0.0000755	<0.0000792	<0.000021	<0.000021		<0.000021	<0.000021	<0.000021	<0.000021	<0.000021	<0.000021	<0.000021	<0.000021
2-Methylnaphthalene	*0.098*	*0.29*	<0.0000686	0.000264 J	<0.0000693	<0.000019	<0.000019		<0.000019	<0.000019	<0.000019	<0.00019	<0.000019	0.000037 J	<0.000019	<0.000019
4,6-Dinitro-2-methylphenol	*0.0024*	*0.0073*	<0.000814	<0.000783	<0.000822	<0.00002	<0.00002		<0.00002	<0.00002	<0.00002	<0.00002	<0.00002	<0.00002	<0.00002	<0.00002
4-Nitrophenol	*0.049*	*0.15*	<0.000549	<0.000528	<0.000554	<0.000047	<0.000047		<0.000047	<0.000047	<0.000047	<0.000047	<0.000047	<0.000047	<0.000047	<0.000047
Acenaphthene	*1.5*	*4.4*	<0.0000784	<0.0000755	<0.0000792	<0.000027	<0.000027		<0.000027	<0.000027	<0.000027	<0.00037	<0.000027	<0.000027	<0.000027	<0.000027
Acenaphthylene	*1.5*	*4.4*	<0.0000588	<0.0000566	<0.0000594	<0.000015	<0.000015		<0.000015	<0.000015	<0.000015	0.000022 J	<0.000015	<0.000015	<0.000015	<0.000015
Anthracene	*7.3*	*22*	<0.000049	<0.0000472	<0.0000495	<0.000014	<0.000014		<0.000014	<0.000014	<0.000014	<0.000014	<0.000014	<0.000014	<0.000014	<0.000014
Benzo(a)anthracene	*0.0091*	*0.02*	<0.0000784	<0.0000755	<0.0000792	<0.00005	<0.00005		<0.00005	<0.00005	<0.00005	<0.00005	<0.00005	<0.00005	<0.00005	<0.00005
Benzo(a)pyrene	*0.0002*	*0.0002*	<0.0000784	<0.0000755	<0.0000792	<0.00002	<0.00002		<0.00002	<0.00002	<0.00002	<0.00002	<0.00002	<0.00002	<0.00002	<0.00002
bis(2-Chloroethoxy)methane	*0.00083*	*0.0019*	<0.000127	<0.000123	<0.000129	<0.00003	<0.00003		<0.00003	<0.00003	<0.00003	<0.00003	<0.00003	<0.00003	<0.00003	<0.00003
bis(2-Ethylhexyl)phthalate (DEHP)	*0.006*	*0.006*	0.000409 J	<0.000349	<0.000366	<0.000037	<0.000037		0.0001 J	<0.000037	<0.000037	<0.000085	<0.000037	<0.000037	<0.000097	<0.000037
Chrysene	*0.91*	*2*	<0.0000784	<0.0000755	<0.0000792	<0.000021	<0.000021		<0.000021	<0.000021	<0.000021	<0.000021	<0.000021	<0.000021	<0.000021	<0.000021
Dibenzofuran	*0.098*	*0.29*	<0.0000784	0.000134 J	<0.0000792	<0.00002	<0.00002		<0.00002	<0.00002	<0.00002	<0.00013	<0.00002	<0.00002	<0.00002	<0.00002
Di-n-butylphthalate (DBP)	*2.4*	*7.3*	0.000147 J	<0.000104	<0.000109	<0.00002	<0.00002		<0.00002	<0.00002	<0.00002	<0.00002	<0.00002	0.000064 J	<0.00002	<0.00002
Fluoranthene	*0.98*	*2.9*	<0.0000686	<0.000066	<0.0000693	<0.00001	<0.00001		<0.00001	<0.00001	<0.00001	0.000052 J	<0.00001	<0.00001	<0.00001	<0.00001
Fluorene	*0.98*	*2.9*	<0.0000686	<0.000066	<0.0000693	<0.00003	<0.00003		<0.00003	<0.00003	<0.00003	<0.00011	<0.00003	<0.00003	<0.00003	<0.00003
Naphthalene	*0.49*	*1.5*	0.000265 J	0.00129	0.00071	<0.000046	<0.00002		0.00018	<0.00002	0.00027	<0.002	<0.00014	0.00028	<0.00002	0.000082 J
Nitrobenzene	*0.049*	*0.15*	<0.000108	<0.000104	<0.000109	<0.000024	<0.000024		<0.000024	<0.000024	<0.000024	<0.000024	<0.000024	<0.000024	<0.000024	<0.000024
N-Nitrosodiphenylamine	*0.19*	*0.42*	<0.000098	<0.0000943	<0.000099	<0.000025	<0.000025		<0.000025	<0.000025	<0.000025	<0.000025	<0.000025	<0.000025	<0.000025	<0.000025
Pentachlorophenol	*0.001*	*0.001*	<0.000598	<0.000575	<0.000604	<0.000079	<0.000079		<0.000079	<0.000079	<0.000079	<0.000079	<0.000079	<0.000079	<0.000079	<0.000079
Phenanthrene	*0.73*	*2.2*	<0.0000588	0.0000703 J	<0.0000594	<0.000021	<0.000021		<0.000021	<0.000021	<0.000021	<0.00007	0.000081 J	0.000052 J	<0.000021	<0.000021
Phenol	*7.3*	*22*	<0.0000392	<0.0000377	<0.0000396	<0.000035	<0.000035		<0.000035	<0.000035	0.00016 J	<0.000066	<0.000035	<0.000035	<0.000035	<0.000035
Pyrene	*0.73*	*2.2*	<0.000108	<0.000104	<0.000109	<0.000019	<0.000019		<0.000019	<0.000019	<0.000019	<0.000034	<0.000019	<0.000019	<0.000019	<0.000019
Metals																
Arsenic	*0.01*	*0.01*				0.00205		<0.0004	0.00857	0.00134 J	0.000642 J	0.000718 J	<0.0004	<0.00135	<0.0004	<0.0004

Notes:
1. All values in milligrams per liter (mg/L).
2. Concentrations > RAL and non-detects are highlighted light gray.
3. Concentrations > C/I AL and non-detects are highlighted dark gray
4. TRRP Protective Concentration Limits (PCLs) (30 TAC §350, Table 3), updated January 2021.
5. RAL = Residential Assessment Level, C/I = Commercial/Industrial
6. J = Estimated value, < = not detected at the specified detection limit.
7. MW-32A was screened in the B-CZ & replaced with MW-32AR
8. Based on historical data, MW-25A and MW-25C were likely mislabeled in March 2018 and results are provided correctly in this table.

TABLE 2
ANALYTICAL RESULTS SUMMARY (2008 - 2022)
CLASS 2 GROUNDWATER
HOUSTON, TX - WOOD PRESERVING WORKS

	Residential Assessment Level	***C/I PCL***	MW-50B 03/12/2020	MW-50B 05/26/2020	MW-50B 05/26/2020 Duplicate	MW-50B 07/16/2020	MW-50B 01/12/2021	MW-50B 07/13/2021	MW-50B 01/06/2022	MW-51A 01/31/2008	MW-51A 01/31/2008 Duplicate	MW-51A 02/04/2009	MW-51A 01/20/2010	MW-51A 06/24/2010	MW-51A 01/20/2011	MW-51A 07/28/2011
Volatile Organic Compounds																
1,2-Dichloroethane	*0.005*	*0.005*	<0.0002	<0.0002	<0.0002	<0.0002	<0.0002	<0.0002	<0.0002	<0.00052	<0.00052	<0.0005	<0.0005	<0.0005	<0.0005	<0.001
Benzene	*0.005*	*0.005*	<0.0002	<0.0002	<0.0002	<0.0002	**0.052**	<0.0002	<0.0002	<0.00025	<0.00025	<0.0005	<0.0005	<0.0005	<0.0005	<0.001
Chlorobenzene	*0.1*	*0.1*	<0.0003	<0.0003	<0.0003	<0.0003	<0.0003	<0.0003	<0.0003	<0.00047	<0.00047	<0.0005	<0.0005	<0.0005	<0.0005	<0.001
Ethylbenzene	*0.7*	*0.7*	0.0068	<0.0003	<0.0003	<0.0003	0.061	<0.0003	<0.0003	<0.00025	<0.00025	<0.0005	<0.0005	<0.0005	<0.0005	<0.0011
Methylene chloride	*0.005*	*0.005*	<0.001	<0.001	<0.001	<0.001	<0.001	<0.001	<0.001	<0.00054	<0.00054	<0.0005	<0.0005	<0.0005	<0.0005	<0.0013
Toluene	*1*	*1*	0.0033	0.001	0.0011	0.00048 J	0.0055	<0.0002	<0.0002	<0.00041	<0.00041	<0.0005	<0.0005	<0.0005	<0.0005	<0.001
Vinyl chloride	*0.002*	*0.002*														
Xylenes (total)	*10*	*10*	0.0056	<0.0003	<0.0003	<0.0003	0.061	<0.0003	<0.0003	<0.00127	<0.00127	<0.001	<0.001	<0.001	<0.001	<0.0031
Semivolatile Organic Compounds																
1,2-Diphenylhydrazine	*0.0011*	*0.0026*	<0.000022	<0.000021	<0.000021	<0.000021	<0.000021	<0.000021	<0.000021	<0.00008	<0.0002	<0.0001	<0.0001	<0.0001	<0.0001	<0.00005
2,4-Dimethylphenol	*0.49*	*1.5*	<0.000042	<0.00004	<0.00004	<0.00004	<0.00004	<0.00004	<0.00004	<0.00029	<0.00057	<0.00008	<0.00008	<0.00008	<0.00008	<0.00005
2,4-Dinitrotoluene	*0.0013*	*0.003*	<0.00006	<0.000058	<0.000058	<0.000058	<0.000058	<0.000058	<0.000058	<0.00019	<0.00038	<0.00009	<0.00009	<0.00009	<0.00009	<0.00005
2,6-Dinitrotoluene	*0.0013*	*0.003*	<0.000044	<0.000042	<0.000042	<0.000042	<0.000042	<0.000042	<0.000042	<0.00019	<0.00038	<0.00007	<0.00007	<0.00007	<0.00007	<0.00006
2-Chloronaphthalene	*2*	*5.8*	<0.000022	<0.000021	<0.000021	<0.000021	<0.000021	<0.000021	<0.000021	<0.00038	<0.00076	<0.00012	<0.0001	<0.0001	<0.0001	<0.00005
2-Methylnaphthalene	*0.098*	*0.29*	0.016	0.000036 J	0.000035 J	<0.00004	<0.000019	<0.000019	0.000038 J	<0.00038	<0.00076	<0.00007	<0.00007	0.00013 J	<0.00007	<0.00005
4,6-Dinitro-2-methylphenol	*0.0024*	*0.0073*	<0.000021	<0.00002	<0.00002	<0.00002	<0.00002	<0.00002	<0.00002	<0.00019	<0.00038	<0.00008	<0.00008	<0.00008	<0.00008	<0.00008
4-Nitrophenol	*0.049*	*0.15*	<0.000049	<0.000047	<0.000047	<0.000047	<0.000047	<0.000047	<0.000047	<0.00024	<0.00048	<0.00007	<0.00007	<0.00007	<0.00007	<0.00005
Acenaphthene	*1.5*	*4.4*	0.02	0.0012	0.0012	0.00091	0.0013	<0.000027	0.000088 J	<0.00029	<0.00057	<0.00009	<0.00009	0.00013 J	<0.00009	<0.00005
Acenaphthylene	*1.5*	*4.4*	0.00028	0.00039	0.000029 J	<0.000015	<0.000015	<0.000015	<0.000015	<0.00029	<0.00057	<0.00006	<0.00007	<0.00007	<0.00007	<0.00005
Anthracene	*7.3*	*22*	0.0016	0.00038	0.00024	0.000078 J	<0.000014	<0.000014	<0.000014	<0.00019	<0.00038	<0.00007	<0.00007	0.00017 J	<0.00007	<0.00005
Benzo(a)anthracene	*0.0091*	*0.02*	<0.000052	<0.00005	<0.00005	<0.00005	<0.00005	<0.00005	<0.00005	<0.00019	<0.00038	<0.00007	<0.00007	0.00014 J	<0.00007	<0.00005
Benzo(a)pyrene	*0.0002*	*0.0002*	<0.000021	<0.00002	<0.00002	<0.00002	<0.00002	<0.00002	<0.00002	<0.00019	**<0.00038**	<0.00008	<0.00008	<0.00008	<0.00008	<0.00005
bis(2-Chloroethoxy)methane	*0.00083*	*0.0019*	<0.000031	<0.00003	<0.00003	<0.00003	<0.00003	<0.00003	<0.00003	<0.00038	<0.00076	<0.00009	<0.00009	<0.00009	<0.00009	<0.00005
bis(2-Ethylhexyl)phthalate (DEHP)	*0.006*	*0.006*	<0.000039	<0.000037	<0.000037	<0.000037	<0.000037	<0.0001	<0.000037	<0.00019	<0.00038	0.00034	<0.0019	<0.00035	<0.00029	<0.0018
Chrysene	*0.91*	*2*	<0.000022	<0.000021	<0.000021	<0.000021	<0.000021	<0.000021	<0.000021	<0.00019	<0.00038	<0.00007	<0.00007	0.00013 J	<0.00007	<0.00005
Dibenzofuran	*0.098*	*0.29*	0.015	0.00078	0.00082	0.00058	0.00052	<0.00002	0.000065 J	0.000566	<0.00057	<0.00008	<0.00008	0.00012 J	<0.00008	<0.00005
Di-n-butylphthalate (DBP)	*2.4*	*7.3*	0.000038 J	0.00016 J	0.00026	<0.000053	<0.00018	<0.00002	<0.00002	<0.00019	<0.00038	<0.00007	<0.00007	<0.00007	<0.00007	<0.00005
Fluoranthene	*0.98*	*2.9*	0.0011	0.00033 J	0.00032 J	0.00011	0.0002	<0.00001	0.0002	<0.00019	<0.00038	<0.00007	<0.00007	0.00072	<0.00007	<0.00005
Fluorene	*0.98*	*2.9*	0.011	0.00042	0.0004	<0.00026	0.00026	<0.00003	<0.00003	0.000602	0.00042 J	<0.00007	<0.00007	0.00011 J	<0.00007	<0.00005
Naphthalene	*0.49*	*1.5*	0.31	0.000037 J	0.000062 J	<0.000064	<0.00067	<0.000025	<0.00029	0.00182	0.00131	0.00029	<0.0001	0.00087	<0.00011	<0.00005
Nitrobenzene	*0.049*	*0.15*	<0.000025	<0.000024	<0.000024	<0.000024	<0.000024	<0.000024	<0.000024	<0.00038	<0.00076	<0.00009	<0.00009	<0.00009	<0.00009	<0.00005
N-Nitrosodiphenylamine	*0.19*	*0.42*	<0.000026	<0.000025	<0.000025	<0.000025	<0.000025	<0.000025	<0.000025	<0.00024	<0.00048	<0.00009	<0.00009	<0.00009	<0.00009	<0.00005
Pentachlorophenol	*0.001*	*0.001*	<0.000082	<0.000079	<0.000079	<0.000079	<0.000079	<0.000079	<0.000079	<0.00019	<0.00038	<0.00008	<0.00008	<0.00008	<0.00008	<0.00005
Phenanthrene	*0.73*	*2.2*	0.016	0.00096	0.00073	<0.00034	<0.000021	<0.000021	<0.000021	0.00097	0.00075	<0.00007	<0.00007	0.00068	<0.00007	<0.00005
Phenol	*7.3*	*22*	<0.000036	<0.000035	<0.000035	<0.000035	<0.000035	<0.000035	<0.000035	0.00044 J	<0.00038	<0.00007	<0.00007	<0.00007	<0.00007	<0.00005
Pyrene	*0.73*	*2.2*	0.00059	0.00024	0.00021	0.000064 J	0.00014	<0.000019	0.00014	<0.00019	<0.00038	<0.00007	<0.00007	0.00037	<0.00007	<0.00005
Metals																
Arsenic	*0.01*	*0.01*	0.00372	0.00656	0.00657	0.00707	**0.0244**	0.00435	0.0095							

Notes:

1. All values in milligrams per liter (mg/L).
2. Concentrations > RAL and non-detects are highlighted light gray.
3. Concentrations > C/I AL and non-detects are highlighted dark gray
4. TRRP Protective Concentration Limits (PCLs) (30 TAC §350, Table 3), updated January 2021.
5. RAL = Residential Assessment Level, C/I = Commercial/Industrial
6. J = Estimated value, < = not detected at the specified detection limit.
7. MW-32A was screened in the B-CZ & replaced with MW-32AR
8. Based on historical data, MW-25A and MW-25C were likely mislabeled in March 2018 and results are provided correctly in this table.

TABLE 2
ANALYTICAL RESULTS SUMMARY (2008 - 2022)
CLASS 2 GROUNDWATER
HOUSTON, TX - WOOD PRESERVING WORKS

	Residential Assessment Level	***C/I PCL***	MW-51A 02/15/2012	MW-51A 07/24/2012	MW-51A 04/02/2013	MW-51A 08/09/2013	MW-51A 01/29/2014	MW-51A 07/24/2014	MW-51A 01/29/2018	MW-51A 03/28/2018	MW-51A 05/24/2018	MW-51A 01/10/2019	MW-51A 07/19/2019	MW-51A 01/09/2020	MW-51A 07/16/2020	MW-51A 01/11/2021
Volatile Organic Compounds																
1,2-Dichloroethane	*0.005*	*0.005*	<0.001	<0.0005	<0.00014	<0.00014	<0.00014	<0.00014	<0.0002	<0.0002	<0.0002	<0.0002	<0.0002	<0.0002	<0.0002	<0.0002
Benzene	*0.005*	*0.005*	<0.001	<0.0005	<0.00008	<0.00008	<0.00008	<0.00008	<0.0002	<0.0002	<0.0002	<0.0002	<0.0002	<0.0002	<0.0002	<0.0002
Chlorobenzene	*0.1*	*0.1*	<0.001	<0.0005	<0.00012	<0.00012	<0.00012	<0.00012	<0.0003	<0.0003	<0.0003	<0.0003	<0.0003	<0.0003	<0.0003	<0.0003
Ethylbenzene	*0.7*	*0.7*	<0.0011	<0.0005	<0.00011	<0.00011	<0.00011	<0.00011	<0.0003	<0.0003	<0.0003	<0.0003	<0.0003	<0.0003	<0.0003	<0.0003
Methylene chloride	*0.005*	*0.005*	<0.0013	<0.001	<0.00015	<0.00015	<0.00015	<0.00015	<0.001	<0.001	<0.001	<0.001	<0.001	<0.001	<0.001	<0.001
Toluene	*1*	*1*	<0.001	<0.0005	<0.00015	<0.00015	<0.00015	<0.00015	<0.0002	<0.0002	<0.0002	<0.0002	<0.0002	<0.0002	<0.0002	<0.0002
Vinyl chloride	*0.002*	*0.002*		<0.0005		<0.00011		<0.00011								
Xylenes (total)	*10*	*10*	<0.0031	<0.0015	<0.00026	<0.00026	<0.00026	<0.00026	<0.0003	<0.0003	<0.0003	<0.0003	<0.0003	<0.0003	<0.0003	<0.0003
Semivolatile Organic Compounds																
1,2-Diphenylhydrazine	*0.0011*	*0.0026*	<0.00005	<0.00005	<0.000106	<0.000108	<0.000104	<0.000104	<0.000021	<0.000021	<0.000021	<0.000021	<0.000021	<0.000021	<0.000021	<0.000022
2,4-Dimethylphenol	*0.49*	*1.5*	<0.00005	<0.00005	<0.000298	<0.000304	<0.000292	<0.000292	<0.00004	<0.00004	<0.00004	<0.00004	<0.00004	<0.00004	<0.00004	<0.000041
2,4-Dinitrotoluene	*0.0013*	*0.003*	<0.00005	<0.00005	<0.000125	<0.000127	<0.000123	<0.000123	<0.000058	<0.000059	<0.000058	<0.000058	<0.000058	<0.000058	<0.000058	<0.000059
2,6-Dinitrotoluene	*0.0013*	*0.003*	<0.00006	<0.00006	<0.0000769	<0.0000784	**0.00292**	<0.0000755	<0.000042	<0.000042	<0.000042	<0.000042	<0.000042	<0.000042	<0.000042	<0.000043
2-Chloronaphthalene	*2*	*5.8*	<0.00005	<0.00005	<0.0000769	<0.0000784	<0.0000755	<0.0000755	<0.000021	<0.000021	<0.000021	<0.000021	<0.000021	<0.000021	<0.000021	<0.000022
2-Methylnaphthalene	*0.098*	*0.29*	<0.00005	<0.00005	<0.0000673	<0.0000686	<0.000066	<0.000066	0.000069 J	<0.000019	<0.000019	<0.000019	0.000067 J	<0.000044	<0.000019	0.000064 J
4,6-Dinitro-2-methylphenol	*0.0024*	*0.0073*	<0.00008	<0.00008	<0.000798	<0.000814	<0.000783	<0.000783	<0.00002	<0.00002	<0.00002	<0.00002	<0.00002	<0.00002	<0.00002	<0.000021
4-Nitrophenol	*0.049*	*0.15*	<0.00005	<0.00005	<0.000538	<0.000549	<0.000528	<0.000528	<0.000047	<0.000047	<0.000047	<0.000047	<0.000047	<0.000047	<0.000047	<0.000048
Acenaphthene	*1.5*	*4.4*	<0.00005	<0.00005	<0.0000769	<0.0000784	<0.0000755	<0.0000755	<0.000027	<0.000027	<0.000027	<0.000027	<0.000027	<0.00004	<0.000027	0.000098 J
Acenaphthylene	*1.5*	*4.4*	<0.00005	<0.00005	<0.0000577	<0.0000588	<0.0000566	<0.0000566	<0.000015	<0.000015	<0.000015	<0.000015	<0.000015	<0.000015	<0.000015	<0.000015
Anthracene	*7.3*	*22*	<0.00005	<0.00005	<0.0000481	<0.000049	<0.0000472	<0.0000472	<0.000014	<0.000014	<0.000014	<0.000014	<0.000014	<0.000063	0.000015 J	0.000052 J
Benzo(a)anthracene	*0.0091*	*0.02*	<0.00005	<0.00005	<0.0000769	<0.0000784	<0.0000755	<0.0000755	<0.00005	<0.000051	<0.00005	<0.00005	<0.00005	<0.00005	<0.00005	<0.00005
Benzo(a)pyrene	*0.0002*	*0.0002*	<0.00005	<0.00005	<0.0000769	<0.0000784	<0.0000755	<0.0000755	<0.00002	<0.00002	0.000022 J	<0.00002	<0.00002	0.000027 J	<0.00002	<0.00002
bis(2-Chloroethoxy)methane	*0.00083*	*0.0019*	<0.00005	<0.00005	<0.000125	<0.000127	<0.000123	<0.000123	<0.00003	<0.00003	<0.00003	<0.00003	<0.00003	<0.00003	<0.00003	<0.000031
bis(2-Ethylhexyl)phthalate (DEHP)	*0.006*	*0.006*	<0.0001	<0.00033	<0.000356	<0.000363	0.00121	0.000804	<0.000037	0.000069 J	0.000069 J	0.000078 J	0.00013 J	<0.00014	<0.000042	0.000068 J
Chrysene	*0.91*	*2*	<0.00005	0.00011 J	<0.0000769	<0.0000784	<0.0000755	<0.0000755	<0.000021	<0.000021	<0.000021	<0.000021	<0.000021	0.00005 J	<0.000021	<0.000022
Dibenzofuran	*0.098*	*0.29*	<0.00005	<0.00005	<0.0000769	<0.0000784	<0.0000755	<0.0000755	<0.00002	<0.00002	<0.00002	<0.00002	0.00003 J	<0.000049	<0.00002	0.00009 J
Di-n-butylphthalate (DBP)	*2.4*	*7.3*	<0.00005	0.000051 J	<0.000106	0.00011 J	<0.000104	<0.000104	<0.00002	<0.00002	0.000025 J	<0.00002	<0.00002	0.000034 J	<0.000036	<0.000076
Fluoranthene	*0.98*	*2.9*	<0.00005	0.00012 J	<0.0000673	<0.0000686	<0.000066	<0.000066	<0.00001	<0.00001	<0.00001	<0.00001	<0.00001	0.00013	<0.000028	0.00014
Fluorene	*0.98*	*2.9*	<0.00005	<0.00005	<0.0000673	<0.0000686	<0.000066	<0.000066	<0.00003	<0.00003	<0.00003	<0.00003	<0.00003	<0.000043	<0.00003	0.0001 J
Naphthalene	*0.49*	*1.5*	<0.00005	<0.00005	<0.0000769	<0.0000784	0.000118 J	0.000162 J	<0.00018	<0.00023	0.000087 J	0.00012	0.00055	<0.00032	<0.00002	0.00023
Nitrobenzene	*0.049*	*0.15*	<0.00005	<0.00005	<0.000106	<0.000108	<0.000104	<0.000104	<0.000024	<0.000024	<0.000024	<0.000024	<0.000024	<0.000024	<0.000024	<0.000025
N-Nitrosodiphenylamine	*0.19*	*0.42*	<0.00005	<0.00005	<0.0000962	<0.000098	<0.0000943	<0.0000943	<0.000025	<0.000025	<0.000025	<0.000025	<0.000025	<0.000025	<0.000025	<0.000026
Pentachlorophenol	*0.001*	*0.001*	<0.00005	<0.00005	<0.000587	<0.000598	<0.000575	<0.000575	<0.000079	<0.00008	<0.000079	<0.000079	<0.000079	<0.000079	<0.000079	<0.000081
Phenanthrene	*0.73*	*2.2*	<0.00005	<0.00005	<0.0000577	0.0000699 J	<0.0000566	<0.0000566	<0.000021	<0.000021	<0.000021	<0.000021	0.000026 J	<0.00021	<0.000021	0.00031
Phenol	*7.3*	*22*	<0.00005	<0.00005	<0.0000385	<0.0000392	<0.0000377	<0.0000377	<0.000035	<0.000035	<0.000035	<0.000035	0.00019 J	<0.000035	<0.000035	<0.000036
Pyrene	*0.73*	*2.2*	<0.00005	0.000088 J	<0.000106	<0.000108	<0.000104	<0.000104	<0.000019	<0.000019	<0.000019	<0.000019	<0.000019	<0.000083	0.000043 J	0.000096 J
Metals																
Arsenic	*0.01*	*0.01*							<0.0004	<0.0004	<0.0004	<0.0004	<0.0004	0.00188 J	0.000588 J	0.00125 J

Notes:

1. All values in milligrams per liter (mg/L).
2. Concentrations > RAL and non-detects are highlighted light gray.
3. Concentrations > C/I AL and non-detects are highlighted dark gray
4. TRRP Protective Concentration Limits (PCLs) (30 TAC §350, Table 3), updated January 2021.
5. RAL = Residential Assessment Level, C/I = Commercial/Industrial
6. J = Estimated value, < = not detected at the specified detection limit.
7. MW-32A was screened in the B-CZ & replaced with MW-32AR
8. Based on historical data, MW-25A and MW-25C were likely mislabeled in March 2018 and results are provided correctly in this table.

TABLE 2
ANALYTICAL RESULTS SUMMARY (2008 - 2022)
CLASS 2 GROUNDWATER
HOUSTON, TX - WOOD PRESERVING WORKS

	Residential Assessment Level	***C/I PCL***	MW-51A 07/13/2021	MW-51A 01/11/2022	MW-51C 07/24/2014	MW-51C 01/29/2018	MW-51C 03/28/2018	MW-51C 05/24/2018	MW-51C 01/10/2019	MW-51C 07/19/2019	MW-51C 01/09/2020	MW-51C 07/16/2020	MW-51C 01/15/2021	MW-51C 07/13/2021	MW-51C 01/07/2022	MW-53C 01/29/2008
Volatile Organic Compounds																
1,2-Dichloroethane	*0.005*	*0.005*	<0.0002	<0.0002	<0.00014	<0.0002	<0.0002	<0.0002	<0.0002	<0.0002	<0.0002	<0.0002	<0.0002	<0.0002	<0.0002	<0.00052
Benzene	*0.005*	*0.005*	<0.0002	<0.0002	0.000104 J	<0.0002	<0.0002	<0.0002	<0.0002	<0.0002	<0.0002	<0.0002	<0.0002	<0.0002	<0.0002	<0.00025
Chlorobenzene	*0.1*	*0.1*	<0.0003	<0.0003	<0.00012	<0.0003	<0.0003	<0.0003	<0.0003	<0.0003	<0.0003	<0.0003	<0.0003	<0.0003	<0.0003	<0.00047
Ethylbenzene	*0.7*	*0.7*	<0.0003	<0.0003	<0.00011	<0.0003	<0.0003	<0.0003	<0.0003	<0.0003	<0.0003	<0.0003	<0.0003	<0.0003	<0.0003	<0.00025
Methylene chloride	*0.005*	*0.005*	<0.001	<0.001	<0.00015	<0.001	<0.001	<0.001	<0.001	<0.001	<0.001	<0.001	<0.001	<0.001	<0.001	<0.00054
Toluene	*1*	*1*	<0.0002	<0.0002	<0.00015	<0.0002	<0.0002	<0.0002	<0.0002	<0.0002	<0.0002	<0.0002	<0.0002	<0.0002	<0.0002	<0.00041
Vinyl chloride	*0.002*	*0.002*			<0.00011											
Xylenes (total)	*10*	*10*	<0.0003	<0.0003	<0.00026	<0.0003	<0.0003	<0.0003	<0.0003	<0.0003	<0.0003	<0.0003	<0.0003	<0.0003	<0.0003	<0.00127
Semivolatile Organic Compounds																
1,2-Diphenylhydrazine	*0.0011*	*0.0026*	<0.000021	<0.000021	<0.000104	<0.000021	<0.000021	<0.000021	<0.000021	<0.000021	<0.000021	0.000032 J	<0.000021	<0.000021	<0.000021	<0.00008
2,4-Dimethylphenol	*0.49*	*1.5*	<0.00004	<0.00004	<0.000292	<0.00004	<0.00004	<0.00004	<0.00004	<0.00004	<0.00004	0.00007 J	<0.00004	<0.00004	<0.00004	<0.00029
2,4-Dinitrotoluene	*0.0013*	*0.003*	<0.000058	<0.000058	<0.000123	<0.000058	<0.000058	<0.000058	<0.000058	<0.000058	<0.000058	<0.000058	<0.000058	<0.000058	<0.000058	<0.00019
2,6-Dinitrotoluene	*0.0013*	*0.003*	<0.000042	<0.000042	<0.0000755	<0.000042	<0.000042	<0.000042	<0.000042	<0.000042	<0.000042	<0.000042	<0.000042	<0.000042	<0.000042	<0.00019
2-Chloronaphthalene	*2*	*5.8*	<0.000021	<0.000021	<0.0000755	<0.000021	<0.000021	<0.000021	<0.000021	<0.000021	<0.000021	<0.000021	<0.000021	<0.000021	<0.000021	<0.00038
2-Methylnaphthalene	*0.098*	*0.29*	<0.000019	0.00011	<0.000066	<0.000019	<0.000019	<0.000019	<0.000019	<0.000019	<0.000055	<0.00015	<0.000019	<0.000019	<0.000045	<0.00038
4,6-Dinitro-2-methylphenol	*0.0024*	*0.0073*	<0.00002	<0.00002	<0.000783	<0.00002	<0.00002	<0.00002	<0.00002	<0.00002	<0.00002	<0.00002	<0.00002	<0.00002	<0.00002	<0.00019
4-Nitrophenol	*0.049*	*0.15*	<0.000047	<0.000047	<0.000528	<0.000047	<0.000047	<0.000047	<0.000047	<0.000047	<0.000047	<0.000047	<0.000047	<0.000047	<0.000047	<0.00024
Acenaphthene	*1.5*	*4.4*	<0.000027	0.000055 J	<0.0000755	<0.000027	<0.000027	<0.000027	<0.000027	<0.000027	<0.000094	0.00033	0.00045	0.00011	<0.000027	<0.00029
Acenaphthylene	*1.5*	*4.4*	<0.000015	<0.000015	<0.0000566	<0.000015	<0.000015	<0.000015	<0.000015	<0.000015	<0.000015	<0.000015	<0.000015	<0.000015	<0.000015	<0.00029
Anthracene	*7.3*	*22*	<0.000014	<0.000014	<0.0000472	<0.000014	<0.000014	<0.000014	<0.000014	<0.000014	<0.0001	0.00045	0.000059 J	<0.000014	<0.000014	0.000569
Benzo(a)anthracene	*0.0091*	*0.02*	<0.00005	<0.00005	<0.0000755	<0.00005	<0.00005	<0.00005	<0.00005	<0.00005	<0.00005	<0.00005	<0.00005	<0.00005	<0.00005	<0.00019
Benzo(a)pyrene	*0.0002*	*0.0002*	<0.00002	<0.00002	<0.0000755	<0.00002	<0.00002	<0.00002	<0.00002	<0.00002	<0.00002	<0.00002	<0.00002	<0.00002	<0.00002	<0.00019
bis(2-Chloroethoxy)methane	*0.00083*	*0.0019*	<0.00003	<0.00003	<0.000123	<0.00003	<0.00003	<0.00003	<0.00003	<0.00003	<0.00003	<0.00003	<0.00003	<0.00003	<0.00003	<0.00038
bis(2-Ethylhexyl)phthalate (DEHP)	*0.006*	*0.006*	<0.00019	0.000074 J	0.00111	<0.000037	<0.000037	0.000073 J	0.00013 J	0.000079 J	<0.000085	<0.000051	0.000087 J	<0.000075	0.000065 J	<0.00019
Chrysene	*0.91*	*2*	<0.000021	<0.000021	<0.0000755	<0.000021	<0.000021	<0.000021	<0.000021	<0.000021	<0.000021	0.00005 J	0.000051	<0.000021	<0.000021	<0.00019
Dibenzofuran	*0.098*	*0.29*	<0.00002	0.00006 J	<0.0000755	<0.00002	<0.00002	<0.00002	<0.00002	<0.00002	<0.00011	0.00032	0.00017	<0.00002	<0.00002	<0.00029
Di-n-butylphthalate (DBP)	*2.4*	*7.3*	0.000059 J	<0.00002	<0.000104	<0.00002	<0.00002	<0.00002	<0.00002	<0.00002	<0.00002	<0.00002	<0.000076	0.000031 J	<0.00002	<0.00019
Fluoranthene	*0.98*	*2.9*	0.000061 J	<0.00001	<0.000066	<0.00001	<0.00001	<0.00001	<0.00001	<0.00001	0.00018	0.0011	0.0012	0.00014	<0.00001	<0.00019
Fluorene	*0.98*	*2.9*	<0.00003	<0.00003	<0.000066	<0.00003	<0.00003	<0.00003	<0.00003	<0.00003	<0.00011	0.00049	0.0003	0.000077 J	<0.00003	<0.00019
Naphthalene	*0.49*	*1.5*	<0.00002	<0.00046	0.000553	<0.0002	<0.00021	0.00029	0.00017	0.00023	<0.0003	<0.00061	0.0002	<0.000084	<0.00027	0.00075
Nitrobenzene	*0.049*	*0.15*	<0.000024	<0.000024	<0.000104	<0.000024	<0.000024	<0.000024	<0.000024	<0.000024	<0.000024	<0.000024	<0.000024	<0.000024	<0.000024	<0.00038
N-Nitrosodiphenylamine	*0.19*	*0.42*	<0.000025	<0.000025	<0.0000943	<0.000025	<0.000025	<0.000025	<0.000025	<0.000025	<0.000025	<0.000025	<0.000025	<0.000025	<0.000025	<0.00024
Pentachlorophenol	*0.001*	*0.001*	<0.000079	<0.000079	<0.000575	<0.000079	<0.000079	<0.000079	<0.000079	<0.000079	<0.000079	<0.000079	<0.000079	<0.000079	<0.000079	<0.00019
Phenanthrene	*0.73*	*2.2*	<0.000021	0.000063 J	<0.0000566	<0.000021	<0.000021	<0.000021	<0.000021	<0.000021	<0.00056	0.0027	0.00011	0.00011	<0.000021	0.00043 J
Phenol	*7.3*	*22*	<0.000035	<0.000035	0.000628	<0.000035	<0.000035	<0.000035	<0.000035	0.00027	<0.000035	<0.000035	<0.000035	<0.000035	<0.000035	<0.00019
Pyrene	*0.73*	*2.2*	0.000046 J	<0.000019	<0.000104	<0.000019	<0.000019	<0.000019	<0.000019	<0.000019	<0.00011	0.00062	0.00082	0.00012	<0.000019	0.00039 J
Metals																
Arsenic	*0.01*	*0.01*	0.000803 J	0.00471		0.000614 J	0.0004 J	<0.0004	<0.0004	<0.0004	0.000452 J	<0.0004	<0.0004	<0.0004	<0.0004	

Notes:

1. All values in milligrams per liter (mg/L).
2. Concentrations > RAL and non-detects are highlighted light gray.
3. Concentrations > C/I AL and non-detects are highlighted dark gray
4. TRRP Protective Concentration Limits (PCLs) (30 TAC §350, Table 3), updated January 2021.
5. RAL = Residential Assessment Level, C/I = Commercial/Industrial
6. J = Estimated value, < = not detected at the specified detection limit.
7. MW-32A was screened in the B-CZ & replaced with MW-32AR
8. Based on historical data, MW-25A and MW-25C were likely mislabeled in March 2018 and results are provided correctly in this table.

TABLE 2
ANALYTICAL RESULTS SUMMARY (2008 - 2022)
CLASS 2 GROUNDWATER
HOUSTON, TX - WOOD PRESERVING WORKS

	Residential Assessment Level	***C/I PCL***	MW-53C 07/14/2008	MW-53C 02/03/2009	MW-53C 01/13/2010	MW-53C 06/30/2010	MW-53C 01/26/2011	MW-53C 07/20/2011	MW-53C 02/09/2012	MW-53C 07/18/2012	MW-53C 02/06/2013	MW-53C 08/06/2013	MW-53C 01/22/2014	MW-53C 07/25/2014	MW-53C 01/28/2018	MW-53C 03/21/2018
Volatile Organic Compounds																
1,2-Dichloroethane	*0.005*	*0.005*	<0.00052	<0.0005	<0.0005	<0.0005	<0.0005	<0.001	<0.001	<0.0005	0.000644 J	<0.00014	<0.0002	<0.00014	<0.0002	<0.0002
Benzene	*0.005*	*0.005*	<0.00025	<0.0005	<0.0005	<0.0005	<0.0005	<0.001	<0.001	<0.0005	<0.00008	<0.00008	<0.0002	<0.00008	<0.0002	<0.0002
Chlorobenzene	*0.1*	*0.1*	<0.00047	<0.0005	<0.0005	<0.0005	<0.0005	<0.001	<0.001	<0.0005	<0.00012	<0.00012	<0.00018	<0.00012	<0.0003	<0.0003
Ethylbenzene	*0.7*	*0.7*	<0.00025	<0.0005	<0.0005	<0.0005	<0.0005	<0.0011	<0.0011	<0.0005	<0.00011	<0.00011	<0.00019	<0.00011	<0.0003	<0.0003
Methylene chloride	*0.005*	*0.005*	<0.00054	<0.0005	<0.0005	<0.0005	<0.0005	<0.0013	<0.0013	<0.001	<0.00015	<0.00015	<0.00022	<0.00015	<0.001	<0.001
Toluene	*1*	*1*	<0.00041	<0.0005	<0.0005	<0.0005	<0.0005	<0.001	<0.001	<0.0005	<0.00015	<0.00015	<0.00017	<0.00015	<0.0002	<0.0002
Vinyl chloride	*0.002*	*0.002*												<0.00011		
Xylenes (total)	*10*	*10*	<0.00127	<0.001	<0.001	<0.001	<0.001	<0.0031	<0.0031	<0.0015	<0.00026	<0.00026	<0.00058	<0.00026	<0.0003	<0.0003
Semivolatile Organic Compounds																
1,2-Diphenylhydrazine	*0.0011*	*0.0026*	<0.00009	<0.0001	<0.0001	<0.0001	<0.0001	<0.00005	<0.00005	<0.00005	<0.000106	<0.00011	<0.000524	<0.000107	<0.000021	<0.000021
2,4-Dimethylphenol	*0.49*	*1.5*	<0.00033	<0.00008	<0.00008	<0.00008	<0.00008	<0.00005	<0.00005	<0.00005	<0.000298	<0.00031	<0.00148	<0.000301	<0.00004	<0.00004
2,4-Dinitrotoluene	*0.0013*	*0.003*	<0.00022	<0.00009	<0.00009	<0.00009	<0.00009	<0.00005	<0.00005	<0.00005	<0.000125	<0.00013	<0.000619	<0.000126	<0.000058	<0.000058
2,6-Dinitrotoluene	*0.0013*	*0.003*	<0.00022	<0.00007	<0.00007	<0.00007	<0.00007	<0.00006	<0.00006	<0.00006	<0.0000769	<0.00008	<0.000381	<0.0000777	<0.000042	<0.000042
2-Chloronaphthalene	*2*	*5.8*	<0.00044	<0.00012	<0.0001	<0.0001	<0.0001	<0.00005	<0.00005	<0.00005	<0.0000769	<0.00008	<0.000381	<0.0000777	<0.000021	<0.000021
2-Methylnaphthalene	*0.098*	*0.29*	<0.00044	<0.00007	0.000071 J	<0.00007	<0.00007	<0.00005	0.00008 J	<0.000091	<0.0000673	<0.00007	0.000358 J	<0.0000826	<0.000019	<0.000019
4,6-Dinitro-2-methylphenol	*0.0024*	*0.0073*	<0.00022	<0.00008	<0.00008	<0.00008	<0.00008	<0.00008	<0.00008	<0.00008	<0.000798	<0.00083	**<0.00395**	<0.000806	<0.00002	<0.00002
4-Nitrophenol	*0.049*	*0.15*	<0.00028	<0.00007	<0.00007	<0.00007	<0.00007	<0.00005	<0.00005	<0.00005	<0.000538	<0.00056	<0.00267	<0.000544	<0.000047	<0.000047
Acenaphthene	*1.5*	*4.4*	<0.00033	<0.00009	0.0002	0.00032	<0.00009	0.00032	0.0002 J	<0.00005	<0.0000769	<0.00008	0.000856 J	<0.0000777	<0.000027	<0.000027
Acenaphthylene	*1.5*	*4.4*	<0.00033	<0.00006	<0.00007	<0.00007	<0.00007	<0.00005	<0.00005	<0.00005	<0.0000577	<0.00006	<0.000286	<0.0000583	<0.000015	<0.000015
Anthracene	*7.3*	*22*	<0.00022	<0.00007	<0.00007	<0.00007	<0.00007	<0.00005	<0.00005	<0.00005	<0.0000481	<0.00005	<0.000238	<0.0000485	<0.000014	<0.000014
Benzo(a)anthracene	*0.0091*	*0.02*	<0.00022	<0.00007	<0.00007	<0.00007	<0.00007	<0.00005	<0.00005	<0.00005	<0.0000769	<0.00008	<0.000381	<0.0000777	<0.00005	<0.00005
Benzo(a)pyrene	*0.0002*	*0.0002*	**<0.00022**	<0.00008	<0.00008	<0.00008	<0.00008	<0.00005	<0.00005	<0.00005	<0.0000769	<0.00008	**<0.000381**	<0.0000777	<0.00002	<0.00002
bis(2-Chloroethoxy)methane	*0.00083*	*0.0019*	<0.00044	<0.00009	<0.00009	<0.00009	<0.00009	<0.00005	<0.00005	<0.00005	<0.000125	<0.00013	<0.000619	<0.000126	<0.00003	<0.00003
bis(2-Ethylhexyl)phthalate (DEHP)	*0.006*	*0.006*	0.00026 J	0.00072	<0.00024	<0.00032	0.00037	<0.00014	<0.0001	<0.0001	<0.000356	<0.00037	<0.00176	<0.000359	0.00012 J	<0.000037
Chrysene	*0.91*	*2*	<0.00022	<0.00007	<0.00007	<0.00007	<0.00007	<0.00005	<0.00005	<0.00005	<0.0000769	<0.00008	<0.000381	<0.0000777	<0.000021	<0.000021
Dibenzofuran	*0.098*	*0.29*	<0.00033	<0.00008	<0.00008	<0.00008	<0.00008	<0.00005	<0.00005	<0.00005	<0.0000769	<0.00008	<0.000381	<0.0000777	<0.00002	<0.00002
Di-n-butylphthalate (DBP)	*2.4*	*7.3*	<0.00022	<0.00007	<0.00007	<0.00007	<0.00007	<0.00005	<0.00005	<0.00005	<0.000106	<0.00011	<0.000524	<0.000107	<0.00002	<0.00002
Fluoranthene	*0.98*	*2.9*	<0.00022	<0.00007	<0.00007	<0.00007	<0.00007	<0.00005	<0.00005	<0.00005	<0.0000673	<0.00007	<0.000333	<0.000068	<0.00001	<0.00001
Fluorene	*0.98*	*2.9*	<0.00022	<0.00007	<0.00007	<0.00007	<0.00007	<0.00005	<0.00005	<0.00005	<0.0000673	<0.00007	0.000355 J	<0.000068	<0.00003	<0.00003
Naphthalene	*0.49*	*1.5*	0.00161	0.0012	<0.00027	<0.0001	0.00015 J	<0.00005	0.00066	<0.00048	<0.000183	<0.00008	<0.00212	<0.00194	<0.00002	<0.000034
Nitrobenzene	*0.049*	*0.15*	<0.00044	<0.00009	<0.00009	<0.00009	<0.00009	<0.00005	<0.00005	<0.00005	<0.000106	<0.00011	<0.000524	<0.000107	<0.000024	<0.000024
N-Nitrosodiphenylamine	*0.19*	*0.42*	<0.00028	<0.00009	<0.00009	<0.00009	<0.00009	<0.00005	<0.00005	<0.00005	<0.0000962	<0.0001	<0.000476	<0.0000971	<0.000025	<0.000025
Pentachlorophenol	*0.001*	*0.001*	<0.00022	<0.00008	<0.00008	<0.00008	<0.00008	<0.00005	<0.00005	<0.00005	<0.000587	<0.00061	**<0.0029**	<0.000592	<0.000079	<0.000079
Phenanthrene	*0.73*	*2.2*	<0.00022	<0.00007	<0.00007	<0.00007	<0.00007	<0.00005	<0.00005	<0.00005	<0.0000577	<0.00006	0.000939 J	<0.0000665	<0.000021	<0.000021
Phenol	*7.3*	*22*	0.00027 J	<0.00007	<0.00007	<0.00007	<0.00007	<0.00005	<0.00005	<0.00005	<0.0000385	<0.00004	<0.00019	<0.0000388	<0.000035	<0.000035
Pyrene	*0.73*	*2.2*	<0.00022	<0.00007	<0.00007	<0.00007	<0.00007	<0.00005	<0.00005	<0.00005	<0.000106	<0.00011	<0.000524	<0.000107	<0.000019	<0.000019
Metals																
Arsenic	*0.01*	*0.01*													0.000502 J	0.000443 J

Notes:

1. All values in milligrams per liter (mg/L).
2. Concentrations > RAL and non-detects are highlighted light gray.
3. Concentrations > C/I AL and non-detects are highlighted dark gray
4. TRRP Protective Concentration Limits (PCLs) (30 TAC §350, Table 3), updated January 2021.
5. RAL = Residential Assessment Level, C/I = Commercial/Industrial
6. J = Estimated value, < = not detected at the specified detection limit.
7. MW-32A was screened in the B-CZ & replaced with MW-32AR
8. Based on historical data, MW-25A and MW-25C were likely mislabeled in March 2018 and results are provided correctly in this table.

TABLE 2
ANALYTICAL RESULTS SUMMARY (2008 - 2022)
CLASS 2 GROUNDWATER
HOUSTON, TX - WOOD PRESERVING WORKS

	Residential Assessment Level	***C/I PCL***	MW-53C 05/31/2018	MW-53C 01/14/2019	MW-53C 07/16/2019	MW-53C 01/09/2020	MW-53C 07/23/2020	MW-53C 01/25/2021	MW-53C 07/15/2021	MW-53C 01/10/2022	MW-54C 01/28/2008	MW-54C 07/14/2008	MW-54C 02/03/2009	MW-54C 01/21/2010	MW-54C 06/30/2010	MW-54C 01/26/2011
Volatile Organic Compounds																
1,2-Dichloroethane	*0.005*	*0.005*	<0.0002	<0.0002	<0.0002	<0.0002	<0.0002	<0.0002	<0.0002	<0.0002	<0.00245	<0.00052	<0.0005	<0.0005	<0.0005	<0.0005
Benzene	*0.005*	*0.005*	<0.0002	<0.0002	<0.0002	<0.0002	<0.0002	<0.0002	<0.0002	<0.0002	<0.00257	<0.00025	<0.0005	<0.0005	<0.0005	<0.0005
Chlorobenzene	*0.1*	*0.1*	<0.0003	<0.0003	<0.0003	<0.0003	<0.0003	<0.0003	<0.0003	<0.0003	<0.00239	<0.00047	<0.0005	<0.0005	<0.0005	<0.0005
Ethylbenzene	*0.7*	*0.7*	<0.0003	<0.0003	<0.0003	<0.0003	<0.0003	<0.0003	<0.0003	<0.0003	0.00584	0.00391 J	0.0029 J	<0.0005	0.0024 J	<0.0005
Methylene chloride	*0.005*	*0.005*	<0.001	<0.001	<0.001	<0.001	<0.001	<0.001	<0.001	<0.001	<0.00195	<0.00054	<0.0005	<0.0005	<0.0005	<0.0005
Toluene	*1*	*1*	<0.0002	<0.0002	<0.0002	<0.0002	<0.0002	<0.0002	<0.0002	<0.0002	<0.00274	<0.00041	<0.0005	<0.0005	<0.0005	<0.0005
Vinyl chloride	*0.002*	*0.002*														
Xylenes (total)	*10*	*10*	<0.0003	<0.0003	<0.0003	<0.0003	<0.0003	<0.0003	<0.0003	<0.0003	<0.00581	<0.00127	0.0027 J	<0.001	0.0011 J	<0.001
Semivolatile Organic Compounds																
1,2-Diphenylhydrazine	*0.0011*	*0.0026*	<0.000021	<0.000021	<0.000021	<0.000021	<0.000021	<0.000021	<0.000021	<0.000021	<0.00008	<0.00008	<0.0001	<0.0001	<0.0001	<0.0001
2,4-Dimethylphenol	*0.49*	*1.5*	<0.00004	<0.00004	<0.00004	<0.0011	<0.00004	<0.00004	<0.00004	<0.00004	<0.00029	<0.00029	<0.00008	<0.00008	<0.00008	<0.00008
2,4-Dinitrotoluene	*0.0013*	*0.003*	<0.000058	<0.000058	<0.000058	<0.000058	<0.000058	<0.000058	<0.000058	<0.000058	<0.00019	<0.0002	<0.00009	<0.00009	<0.00009	<0.00009
2,6-Dinitrotoluene	*0.0013*	*0.003*	**0.0016**	<0.000042	**0.0028**	<0.000042	<0.000042	<0.000042	<0.000042	<0.000042	<0.00019	<0.0002	<0.00007	<0.00007	<0.00007	<0.00007
2-Chloronaphthalene	*2*	*5.8*	<0.000021	<0.000021	<0.000021	<0.000021	<0.000021	<0.000021	<0.000021	<0.000021	<0.00038	<0.00039	<0.00012	<0.0001	<0.0001	<0.0001
2-Methylnaphthalene	*0.098*	*0.29*	<0.000019	<0.000019	0.000071 J	<0.00025	0.00013 J	<0.000019	<0.000019	<0.000019	**0.109**	**0.14**	**0.13**	<0.00007	0.0096	0.00025
4,6-Dinitro-2-methylphenol	*0.0024*	*0.0073*	<0.00002	<0.00002	<0.00002	<0.00002	<0.00002	<0.00002	<0.00002	<0.00002	<0.00019	<0.0002	<0.00008	<0.00008	<0.00008	<0.00008
4-Nitrophenol	*0.049*	*0.15*	<0.000047	<0.000047	<0.000047	<0.000047	<0.000047	<0.000047	<0.000047	<0.000047	<0.00024	<0.00024	<0.00007	<0.00007	<0.00007	<0.00007
Acenaphthene	*1.5*	*4.4*	0.000044 J	<0.000027	<0.000027	<0.00032	0.00012 J	<0.000027	<0.000027	<0.000027	0.074	0.0738	0.067	0.00016 J	0.024	0.0023
Acenaphthylene	*1.5*	*4.4*	<0.000015	<0.000015	<0.000015	<0.000015	<0.000015	<0.000015	<0.000015	<0.000015	<0.00029	<0.00029	0.00072	<0.00007	0.00042	<0.00007
Anthracene	*7.3*	*22*	<0.000014	<0.000014	<0.000014	<0.000028	<0.000014	<0.000014	<0.000014	<0.000014	0.00268	0.00293	0.003	<0.00007	0.005	0.00027
Benzo(a)anthracene	*0.0091*	*0.02*	<0.00005	<0.00005	<0.00005	<0.00005	<0.00005	<0.00005	<0.00005	<0.00005	0.00024 J	<0.0002	<0.00007	<0.00007	<0.00007	<0.00007
Benzo(a)pyrene	*0.0002*	*0.0002*	<0.00002	<0.00002	<0.00002	<0.00002	<0.00002	<0.00002	<0.00002	<0.00002	<0.00019	<0.0002	<0.00008	<0.00008	<0.00008	<0.00008
bis(2-Chloroethoxy)methane	*0.00083*	*0.0019*	<0.00003	<0.00003	<0.00003	<0.00003	<0.00003	<0.00003	<0.00003	<0.00003	<0.00038	<0.00039	<0.00009	<0.00009	<0.00009	<0.00009
bis(2-Ethylhexyl)phthalate (DEHP)	*0.006*	*0.006*	0.0001 J	<0.000037	<0.000037	<0.000037	<0.000037	<0.000086	<0.000037	<0.000037	0.00105 J	0.00029 J	0.00072	<0.00077	<0.00037	0.0016
Chrysene	*0.91*	*2*	<0.000021	<0.000021	<0.000021	<0.000021	<0.000021	<0.000021	<0.000021	<0.000021	0.00021 J	<0.0002	<0.00007	<0.00007	<0.00007	<0.00007
Dibenzofuran	*0.098*	*0.29*	<0.00002	<0.00002	<0.00002	<0.00027	0.000095 J	<0.00002	<0.00002	<0.00002	0.0611	0.0739	0.064	<0.00008	0.028	0.0018
Di-n-butylphthalate (DBP)	*2.4*	*7.3*	<0.00002	<0.00002	<0.00002	<0.00002	<0.00002	<0.00002	<0.00002	<0.00002	0.00069 J	<0.0002	<0.00007	<0.00007	<0.00007	<0.00007
Fluoranthene	*0.98*	*2.9*	<0.00001	<0.00001	<0.00001	0.000071 J	0.000072 J	0.000012 J	<0.00001	<0.00001	0.00426	0.00349	0.0032	<0.00007	0.0032	0.00016 J
Fluorene	*0.98*	*2.9*	<0.00003	<0.00003	<0.00003	<0.0002	0.000061 J	<0.00003	<0.00003	<0.00003	0.0323	0.0351	0.03	<0.00007	0.015	0.001
Naphthalene	*0.49*	*1.5*	0.00023	<0.00025	0.00013	<0.0012	0.0042 J	<0.000079	0.000033 J	0.000047 J	**0.892**	**0.912**	**1.1**	<0.0001	0.21	0.0055
Nitrobenzene	*0.049*	*0.15*	<0.000024	<0.000024	<0.000024	<0.000024	<0.000024	<0.000024	<0.000024	<0.000024	<0.00038	<0.00039	<0.00009	<0.00009	<0.00009	<0.00009
N-Nitrosodiphenylamine	*0.19*	*0.42*	<0.000025	<0.000025	<0.000025	0.000056 J	<0.000025	<0.000025	<0.000025	<0.000025	<0.00024	<0.00024	<0.00009	<0.00009	<0.00009	<0.00009
Pentachlorophenol	*0.001*	*0.001*	<0.000079	<0.000079	<0.000079	<0.000079	<0.000079	<0.000079	<0.000079	<0.000079	0.00025 J	<0.0002	<0.00008	<0.00008	<0.00008	<0.00008
Phenanthrene	*0.73*	*2.2*	<0.000021	<0.000021	<0.000021	<0.00025	0.0001 J	<0.000021	<0.000021	<0.000021	0.0389	0.0495	0.042	<0.00007	0.024	0.0011
Phenol	*7.3*	*22*	<0.000035	<0.000035	<0.00016	0.0005	<0.000035	0.000052 J	<0.000035	<0.000035	<0.00019	<0.0002	<0.00007	<0.00007	<0.00007	<0.00007
Pyrene	*0.73*	*2.2*	<0.000019	<0.000019	<0.000019	<0.000061	0.000047 J	<0.000019	<0.000019	<0.000019	0.00227	0.00163	0.0018	<0.00007	0.0016	<0.00007
Metals																
Arsenic	*0.01*	*0.01*	0.000694 J	<0.0004	0.000569 J	0.000728 J	<0.0004	0.000443 J	<0.004	0.000504 J						

Notes:

1. All values in milligrams per liter (mg/L).
2. Concentrations > RAL and non-detects are highlighted light gray.
3. Concentrations > C/I AL and non-detects are highlighted dark gray
4. TRRP Protective Concentration Limits (PCLs) (30 TAC §350, Table 3), updated January 2021.
5. RAL = Residential Assessment Level, C/I = Commercial/Industrial
6. J = Estimated value, < = not detected at the specified detection limit.
7. MW-32A was screened in the B-CZ & replaced with MW-32AR
8. Based on historical data, MW-25A and MW-25C were likely mislabeled in March 2018 and results are provided correctly in this table.

TABLE 2
ANALYTICAL RESULTS SUMMARY (2008 - 2022)
CLASS 2 GROUNDWATER
HOUSTON, TX - WOOD PRESERVING WORKS

	Residential Assessment Level	***C/I PCL***	MW-54C 07/20/2011	MW-54C 02/08/2012	MW-54C 07/25/2012	MW-54C 02/12/2013	MW-54C 08/06/2013	MW-54C 01/23/2014	MW-54C 07/25/2014	MW-54C 01/28/2018	MW-54C 03/20/2018	MW-54C 05/31/2018	MW-54C 01/14/2019	MW-54C 07/16/2019	MW-54C 01/09/2020	MW-54C 07/22/2020
Volatile Organic Compounds																
1,2-Dichloroethane	*0.005*	*0.005*	<0.001	<0.001	<0.0005	<0.00014	<0.00014	<0.0002	<0.00014	<0.0002	<0.0002	<0.0002	<0.0002	<0.0002	<0.0002	<0.0002
Benzene	*0.005*	*0.005*	<0.001	<0.001	<0.0005	<0.00008	<0.00008	<0.0002	<0.00008	<0.0002	<0.0002	<0.0002	<0.0002	<0.0002	<0.0002	<0.0002
Chlorobenzene	*0.1*	*0.1*	<0.001	<0.001	<0.0005	<0.00012	0.000128 J	<0.00018	<0.00012	<0.0003	<0.0003	<0.0003	<0.0003	<0.0003	<0.0003	<0.0003
Ethylbenzene	*0.7*	*0.7*	0.0018 J	0.0011 J	0.0011 J	0.000187 J	0.00062 J	0.000527	0.000282 J	<0.0003	<0.0003	<0.0003	<0.0003	<0.0003	<0.0003	<0.0003
Methylene chloride	*0.005*	*0.005*	<0.0013	<0.0013	<0.001	<0.00015	<0.00015	<0.00022	<0.00015	<0.001	<0.001	<0.001	<0.001	<0.001	<0.001	<0.001
Toluene	*1*	*1*	<0.001	<0.001	<0.0005	<0.00015	<0.00015	<0.00017	<0.00015	<0.0002	<0.0002	<0.0002	<0.0002	<0.0002	<0.0002	<0.0002
Vinyl chloride	*0.002*	*0.002*							<0.00011							
Xylenes (total)	*10*	*10*	<0.0031	<0.0031	<0.0015	<0.00026	0.00076 J	0.00062 J	<0.00026	<0.0003	<0.0003	<0.0003	<0.0003	<0.0003	<0.0003	<0.0003
Semivolatile Organic Compounds																
1,2-Diphenylhydrazine	*0.0011*	*0.0026*	<0.00005	<0.00005	<0.00005	<0.000105	<0.00011	<0.000104	<0.000109	<0.000021	<0.000021	<0.000021	<0.000021	<0.000021	<0.000021	<0.000021
2,4-Dimethylphenol	*0.49*	*1.5*	<0.00005	0.000098 J	<0.00005	<0.000295	<0.00031	<0.000292	<0.000307	<0.00004	<0.00004	<0.00004	<0.00004	<0.00004	<0.00004	<0.00004
2,4-Dinitrotoluene	*0.0013*	*0.003*	<0.00005	<0.00005	<0.00005	<0.000124	<0.00013	<0.000123	<0.000129	<0.000058	<0.000058	<0.000058	<0.000058	<0.000058	<0.000058	<0.000058
2,6-Dinitrotoluene	*0.0013*	*0.003*	<0.00006	<0.00006	<0.00006	<0.0000762	<0.00008	<0.0000755	<0.0000792	<0.000042	<0.000042	<0.000042	<0.000042	<0.000042	<0.000042	<0.000042
2-Chloronaphthalene	*2*	*5.8*	<0.00005	<0.00005	<0.00005	<0.0000762	<0.00008	<0.0000755	<0.0000792	<0.000021	<0.000021	<0.000021	<0.000021	<0.000021	<0.000021	<0.000021
2-Methylnaphthalene	*0.098*	*0.29*	0.022	0.0065	0.0054 J	0.00392	0.0173	0.0176	0.00834	0.00048	0.00075	0.0059	0.0014	0.0021	0.002	0.000095 J
4,6-Dinitro-2-methylphenol	*0.0024*	*0.0073*	<0.00008	<0.00008	<0.00008	<0.00079	<0.00083	<0.000783	<0.000822	<0.00002	<0.00002	<0.00002	<0.00002	<0.00002	<0.00002	<0.00002
4-Nitrophenol	*0.049*	*0.15*	<0.00005	<0.00005	<0.00005	<0.000533	<0.00056	<0.000528	<0.000554	<0.000047	<0.000047	<0.000047	<0.000047	<0.000047	<0.000047	<0.000047
Acenaphthene	*1.5*	*4.4*	0.039	0.035	0.022	0.0219	0.0749	0.062	0.0367	0.023	0.03	0.04	0.014	0.041	0.021	0.0075 J
Acenaphthylene	*1.5*	*4.4*	0.00045	0.00051	0.00039	<0.0000571	<0.00006	0.00105	0.000526	0.00034	0.00036	0.00054	<0.0002	0.00037	0.00023	0.0001 J
Anthracene	*7.3*	*22*	0.0029	0.0024	0.0019	0.00183	0.00389	0.00445	0.00261	0.0015	0.0027	0.0041	0.0013	0.0023	0.0015	0.00019 J
Benzo(a)anthracene	*0.0091*	*0.02*	<0.00005	<0.00005	<0.00005	<0.0000762	<0.00008	0.0000993 J	<0.0000792	<0.00005	<0.00005	0.000065 J	<0.00005	<0.00005	<0.00005	<0.00005
Benzo(a)pyrene	*0.0002*	*0.0002*	<0.00005	<0.00005	<0.00005	<0.0000762	<0.00008	<0.0000755	<0.0000792	<0.00002	<0.00002	<0.00002	0.000039 J	<0.00002	<0.00002	<0.00002
bis(2-Chloroethoxy)methane	*0.00083*	*0.0019*	<0.00005	<0.00005	<0.00005	<0.000124	<0.00013	<0.000123	<0.000129	<0.00003	<0.00003	<0.00003	0.000056 J	<0.00003	<0.00003	<0.00003
bis(2-Ethylhexyl)phthalate (DEHP)	*0.006*	*0.006*	<0.00015	<0.0001	0.00017 J	<0.000352	<0.00037	<0.000349	<0.000366	0.000055 J	<0.000037	0.00011 J	0.000096 J	<0.000037	<0.00018	<0.000037
Chrysene	*0.91*	*2*	<0.00005	<0.00005	<0.00005	<0.0000762	<0.00008	0.0000758 J	<0.0000792	<0.000021	0.000059 J	0.000053 J	0.000038 J	<0.000021	0.000054 J	<0.000021
Dibenzofuran	*0.098*	*0.29*	0.046	0.047	0.029	0.0223	0.0878	0.0695	0.0471	0.025	0.029	0.045	0.015	0.032	0.02	0.0018 J
Di-n-butylphthalate (DBP)	*2.4*	*7.3*	<0.00005	<0.00005	0.000064 J	<0.000105	<0.00011	<0.000824	<0.000109	<0.00002	<0.00002	0.000029 J	<0.00002	<0.00002	<0.00002	<0.00002
Fluoranthene	*0.98*	*2.9*	0.0034	0.0026	0.002	0.00246	0.00474	0.00575	0.00302	0.0023	0.004	0.0049	0.002	0.0033	0.0026	0.00097 J
Fluorene	*0.98*	*2.9*	0.022	0.021	0.011	0.0092	0.0409	0.0321	<0.0208	0.011	0.014	0.022	0.0085	0.018	0.0095	0.0029 J
Naphthalene	*0.49*	*1.5*	0.47	0.35	0.15	0.0681	0.383 J	0.315 J	0.18	0.022	0.029	0.068	0.019	0.032	<0.035	0.0011 J
Nitrobenzene	*0.049*	*0.15*	<0.00005	<0.00005	<0.00005	<0.000105	<0.00011	<0.000104	<0.000109	<0.000024	<0.000024	<0.000024	<0.000024	<0.000024	<0.000024	<0.000024
N-Nitrosodiphenylamine	*0.19*	*0.42*	<0.00005	<0.00005	0.00014 J	<0.0000952	<0.0001	<0.0000943	<0.000099	<0.000025	<0.000025	<0.000025	<0.000025	<0.000025	<0.000025	<0.000025
Pentachlorophenol	*0.001*	*0.001*	<0.00005	<0.00005	<0.00005	<0.000581	<0.00061	<0.000575	<0.000604	<0.000079	<0.000079	<0.000079	<0.000079	<0.000079	<0.000079	<0.000079
Phenanthrene	*0.73*	*2.2*	0.04	0.034	0.019	0.0128	0.04	0.042	0.0148	0.0023	0.0041	0.023	0.0052	0.0065	0.0056	<0.000021
Phenol	*7.3*	*22*	<0.00005	0.00011 J	<0.00005	<0.0000381	<0.00004	<0.0000377	<0.0000396	<0.000035	<0.000035	<0.000035	<0.000035	0.00044	<0.000064	<0.000035
Pyrene	*0.73*	*2.2*	0.0017	0.0015	0.0013	0.00138	0.00248	0.00373	0.00169	0.0012	0.0018	0.0028	0.001	0.0016	0.0014	0.00056 J
Metals																
Arsenic	*0.01*	*0.01*								0.00128 J	0.00133 J	0.0012 J	0.00123 J	0.00103 J	0.00122 J	0.00157 J

Notes:

1. All values in milligrams per liter (mg/L).
2. Concentrations > RAL and non-detects are highlighted light gray.
3. Concentrations > C/I AL and non-detects are highlighted dark gray
4. TRRP Protective Concentration Limits (PCLs) (30 TAC §350, Table 3), updated January 2021.
5. RAL = Residential Assessment Level, C/I = Commercial/Industrial
6. J = Estimated value, < = not detected at the specified detection limit.
7. MW-32A was screened in the B-CZ & replaced with MW-32AR
8. Based on historical data, MW-25A and MW-25C were likely mislabeled in March 2018 and results are provided correctly in this table.

TABLE 2
ANALYTICAL RESULTS SUMMARY (2008 - 2022)
CLASS 2 GROUNDWATER
HOUSTON, TX - WOOD PRESERVING WORKS

	Residential Assessment Level	***C/I PCL***	MW-54C 07/22/2020 Duplicate	MW-54C 01/25/2021	MW-54C 01/25/2021 Duplicate	MW-54C 07/23/2021	MW-54C 07/23/2021 Duplicate	MW-54C 01/10/2022	MW-54C 01/10/2022 Duplicate	MW-57A 02/05/2009	MW-57A 01/20/2010	MW-57A 06/23/2010 DNAPL	MW-57A 01/18/2011 DNAPL	MW-57A 07/22/2011 DNAPL	MW-57A 02/02/2012 DNAPL	MW-57A 07/24/2012 DNAPL
Volatile Organic Compounds																
1,2-Dichloroethane	*0.005*	*0.005*	<0.0002	<0.0002	<0.0002	<0.0002	<0.0002	<0.0002	<0.0002	<0.0005	<0.0025	<0.005	<0.005	**<0.01**	**<0.01**	<0.0005
Benzene	*0.005*	*0.005*	<0.0002	<0.0002	<0.0002	<0.0002	<0.0002	<0.0002	<0.0002	**0.26**	**0.17**	**0.47**	**0.23**	**0.084**	**0.14**	**0.064**
Chlorobenzene	*0.1*	*0.1*	<0.0003	<0.0003	<0.0003	<0.0003	<0.0003	<0.0003	<0.0003	<0.0005	<0.0025	<0.005	<0.005	<0.01	<0.01	<0.0005
Ethylbenzene	*0.7*	*0.7*	<0.0003	<0.0003	<0.0003	<0.0003	<0.0003	<0.0003	<0.0003	0.34	0.32	0.45	0.29	0.13	0.22	0.17
Methylene chloride	*0.005*	*0.005*	<0.001	<0.001	<0.001	<0.001	<0.001	<0.001	<0.001	<0.0005	<0.0025	**0.014 J**	<0.005	**<0.013**	**<0.013**	<0.001
Toluene	*1*	*1*	<0.0002	0.0013 J	0.00096 J	<0.0002	<0.0002	<0.0002	<0.0002	0.63	0.13	0.86	0.38	0.055	0.23	0.1
Vinyl chloride	*0.002*	*0.002*									**<0.0025**		**<0.005**	**<0.01**	**<0.01**	0.0016 J
Xylenes (total)	*10*	*10*	<0.0003	0.0014	0.0012	<0.0003	<0.0003	<0.0003	<0.0003	0.92	0.6	1.2	0.68	0.19	0.4	0.33
Semivolatile Organic Compounds																
1,2-Diphenylhydrazine	*0.0011*	*0.0026*	<0.000021	<0.000021	<0.000021	<0.000021	<0.000021	<0.000021	<0.000021	<0.0001	<0.0001	0.0005 J	<0.0001	<0.0005	<0.0005	<0.0005
2,4-Dimethylphenol	*0.49*	*1.5*	<0.00004	<0.00004	<0.00004	<0.00004	<0.00004	<0.00004	<0.00004	**1.8**	**3**	**2.7 J**	**2**	**1**	**1.7**	0.2
2,4-Dinitrotoluene	*0.0013*	*0.003*	<0.000058	<0.000058	<0.000058	<0.000058	<0.000058	<0.000058	<0.000058	<0.00009	<0.00009	0.00045 J	<0.00009	<0.0005	<0.0005	<0.0005
2,6-Dinitrotoluene	*0.0013*	*0.003*	<0.000042	<0.000042	<0.000042	<0.000042	<0.000042	<0.000042	<0.000042	<0.00007	<0.00007	0.00035 J	<0.00007	<0.0006	<0.0006	<0.0006
2-Chloronaphthalene	*2*	*5.8*	<0.000021	<0.000021	<0.000021	<0.000021	<0.000021	<0.000021	<0.000021	<0.00012	<0.0001	0.0005 J	<0.0001	<0.0005	<0.0005	<0.0005
2-Methylnaphthalene	*0.098*	*0.29*	0.00021 J	0.00089	0.00092	0.00067	0.00078	0.0006 J	0.0012 J	**0.73**	**0.89**	**3.5 J**	**3.5**	**13**	**1.9**	**3.1**
4,6-Dinitro-2-methylphenol	*0.0024*	*0.0073*	<0.00002	<0.00002	<0.00002	<0.00002	<0.00002	<0.00002	<0.00002	<0.00008	<0.00008	0.0004 J	<0.00008	<0.0008	<0.0008	<0.0008
4-Nitrophenol	*0.049*	*0.15*	<0.000047	<0.000047	<0.000047	<0.000047	<0.000047	<0.000047	<0.000047	<0.00007	<0.00007	0.00035 J	<0.00007	<0.0005	<0.0005	<0.0005
Acenaphthene	*1.5*	*4.4*	0.0072 J	0.014 J	0.01 J	0.016	0.019	0.016 J	0.03 J	0.24	0.31	**2 J**	**1.9**	**8.6**	1.2	**1.8**
Acenaphthylene	*1.5*	*4.4*	0.00011 J	0.00019 J	0.00014 J	0.00017	0.00017	0.00018 J	0.00033 J	0.0056	0.0061	0.02 J	0.022	0.091	0.014	0.024
Anthracene	*7.3*	*22*	0.00061 J	0.00099 J	0.00073 J	0.0013	0.001	0.00096 J	0.0021 J	0.044	0.022	0.9 J	0.62	**8.4**	0.34	0.55
Benzo(a)anthracene	*0.0091*	*0.02*	<0.00005	<0.00005	<0.00005	<0.00005	<0.00005	<0.00005	0.000054 J	**0.011**	0.00051	**0.15 J**	**0.12**	**0.45**	**0.047**	**0.074**
Benzo(a)pyrene	*0.0002*	*0.0002*	<0.00002	<0.00002	<0.00002	<0.00002	<0.00002	<0.00002	0.00004 J	**0.0045**	0.00012 J	**0.037 J**	**0.028**	**0.16**	**0.014**	**0.024**
bis(2-Chloroethoxy)methane	*0.00083*	*0.0019*	<0.00003	<0.00003	<0.00003	<0.00003	<0.00003	<0.00003	<0.00003	<0.00009	<0.00009	0.00045 J	<0.00009	<0.0005	<0.0005	<0.0005
bis(2-Ethylhexyl)phthalate (DEHP)	*0.006*	*0.006*	<0.000037	<0.00012	<0.00015	0.000056 J	<3.7E-05, J	<0.000037	0.000092 J	0.002	<0.0004	0.001 J	<0.0002	<0.001	0.0016 J	<0.001
Chrysene	*0.91*	*2*	<0.000021	0.000031	<0.000021	0.000045	<0.000021	<0.000021	0.000068 J	0.0094	0.00034	0.14 J	0.11	0.53	0.046	0.089
Dibenzofuran	*0.098*	*0.29*	0.004 J	0.0097	0.009	0.0091	0.0097	0.0094 J	0.024 J	**0.21**	**0.17**	**1.9 J**	**1.7**	**8.6**	**0.86**	**1.7**
Di-n-butylphthalate (DBP)	*2.4*	*7.3*	<0.00002	<0.00002	<0.00002	<0.00002	<0.00002	<0.00002	<0.00002	<0.00007	<0.00007	0.00035 J	<0.00007	<0.0005	<0.0005	<0.0005
Fluoranthene	*0.98*	*2.9*	0.00097 J	0.0023 J	0.0012 J	0.002	0.0017	0.0016 J	0.0033 J	0.054	0.0063	**1.4 J**	**0.99**	**6**	0.48	0.74
Fluorene	*0.98*	*2.9*	0.0038 J	0.0086 J	0.0055 J	0.0083	0.0072	0.0073 J	0.017 J	0.083	0.11	**1.6 J**	**1.4**	**7.9**	0.72	**1.4**
Naphthalene	*0.49*	*1.5*	<0.0005	0.0092	0.0093	0.0085	0.009	0.0063 J	0.015 J	**16**	**7.4**	**20 J**	**18**	**71**	**9.2**	**22**
Nitrobenzene	*0.049*	*0.15*	<0.000024	<0.000024	<0.000024	<0.000024	<0.000024	<0.000024	<0.000024	<0.00009	<0.00009	0.00045 J	<0.00009	<0.0005	<0.0005	<0.0005
N-Nitrosodiphenylamine	*0.19*	*0.42*	<0.000025	<0.000025	<0.000025	<0.000025	<0.000025	<0.000025	<0.000025	<0.00009	<0.00009	0.00045 J	<0.00009	<0.0005	<0.0005	<0.0005
Pentachlorophenol	*0.001*	*0.001*	<0.000079	<0.000079	<0.000079	<0.000079	<0.000079	<0.000079	<0.000079	<0.00008	<0.00008	0.0004 J	<0.00008	<0.0005	<0.0005	<0.0005
Phenanthrene	*0.73*	*2.2*	0.00086 J	0.0031	0.0028	0.0019	0.0022	0.0026 J	0.0058 J	0.22	0.088	**4 J**	**3.5**	**13**	**2**	**3**
Phenol	*7.3*	*22*	<0.000035	0.000043 J	<0.000035	<0.000035	<0.000035	<0.000035	<0.000035	0.052	0.0099	0.042 J	0.02	<0.0005	0.0089	<0.0005
Pyrene	*0.73*	*2.2*	0.00055 J	0.0011 J	0.00064 J	0.001	0.00087	0.00081 J	0.0016 J	0.038	0.0037	**0.84 J**	0.67	**3.3**	0.34	0.42
Metals																
Arsenic	*0.01*	*0.01*	0.00126 J	0.00104 J	0.000981 J	0.00934 J	0.00221 J	0.001 J	0.000994 J							

Notes:
1. All values in milligrams per liter (mg/L).
2. Concentrations > RAL and non-detects are highlighted light gray.
3. Concentrations > C/I AL and non-detects are highlighted dark gray
4. TRRP Protective Concentration Limits (PCLs) (30 TAC §350, Table 3), updated January 2021.
5. RAL = Residential Assessment Level, C/I = Commercial/Industrial
6. J = Estimated value, < = not detected at the specified detection limit.
7. MW-32A was screened in the B-CZ & replaced with MW-32AR
8. Based on historical data, MW-25A and MW-25C were likely mislabeled in March 2018 and results are provided correctly in this table.

TABLE 2
ANALYTICAL RESULTS SUMMARY (2008 - 2022)
CLASS 2 GROUNDWATER
HOUSTON, TX - WOOD PRESERVING WORKS

	Residential Assessment Level	***C/I PCL***	MW-57A 02/11/2013 DNAPL	MW-57A 07/31/2013 DNAPL	MW-57A 01/15/2014 DNAPL	MW-57A 07/29/2014 DNAPL	MW-57A 07/10/2019	MW-57A 01/08/2020	MW-57A 07/15/2020	MW-57A 01/20/2021	MW-57A 07/22/2021	MW-57A 01/26/2022	MW-57A 03/25/2022	MW-58A 02/05/2009	MW-58A 01/20/2010	MW-58A 06/23/2010
Volatile Organic Compounds																
1,2-Dichloroethane	*0.005*	*0.005*	<0.0014	**<0.007**	<0.0002	<0.00014	<0.0002	<0.0002	<0.0002	<0.0002	<0.0002	<0.0002	<0.0002	<0.0025	<0.0025	<0.0025
Benzene	*0.005*	*0.005*	**0.138**	**0.137**	**0.109**	**0.0412**	0.00057 J	**0.038**	0.0019	**0.0065**	0.0011	0.002	**0.0083**	**0.052**	**0.038**	**0.075**
Chlorobenzene	*0.1*	*0.1*	<0.0012	<0.006	0.000465 J	0.000625 J	<0.0003	0.00046 J	0.00045 J	<0.0003	<0.0003	<0.0003	<0.0003	<0.0025	0.0093 J	0.01 J
Ethylbenzene	*0.7*	*0.7*	0.24	0.283	0.198	0.274	0.00085 J	0.015	0.0015	0.0029	0.0012	0.00076 J	0.0021	0.079	0.063	0.11
Methylene chloride	*0.005*	*0.005*	0.00367 J	**<0.0075**	<0.00022	<0.00015	<0.001	<0.001	<0.001	<0.001	<0.001	<0.001	<0.001	<0.0025	<0.0025	<0.0048
Toluene	*1*	*1*	0.244	0.308	0.198	0.0355	<0.0002	0.01	0.00033 J	0.0032	0.00043 J	<0.0002	0.00094 J	0.022 J	0.02 J	0.045
Vinyl chloride	*0.002*	*0.002*	<0.0011	**<0.0055**	0.00154		<0.0002	<0.0002	<0.0002						**<0.0025**	
Xylenes (total)	*10*	*10*	0.591	0.572	0.454	0.455	<0.0003	0.026	0.0021	0.0064	0.0018	0.0019	0.0047	0.1	0.04 J	0.15
Semivolatile Organic Compounds																
1,2-Diphenylhydrazine	*0.0011*	*0.0026*	**<0.075**	**<0.0267**	**<0.0259**	<0.000109	<0.000021	<0.000021	<0.000021	<0.000021	<0.000021	<0.00021	<0.00021	<0.0001	<0.0001	0.0001 J
2,4-Dimethylphenol	*0.49*	*1.5*	**1.62**	**0.994**	**7.91 J**	0.0443 J	<0.00059	0.41	<0.00004	0.058	<0.00004	0.025	0.11	0.047	0.097	**0.61**
2,4-Dinitrotoluene	*0.0013*	*0.003*	**<0.0886**	**<0.0316**	**<0.0307**	<0.000129	<0.000058	<0.000058	<0.000058	<0.000058	<0.000058	<0.00058	<0.00058	<0.00009	<0.00009	<0.00009
2,6-Dinitrotoluene	*0.0013*	*0.003*	**<0.0545**	**<0.0194**	**<0.0189**	<0.0000792	<0.000042	<0.000042	<0.000042	<0.000042	<0.000042	<0.00042	<0.00042	<0.00007	<0.00007	<0.00007
2-Chloronaphthalene	*2*	*5.8*	<0.0545	<0.0194	<0.0189	<0.0000792	<0.000021	<0.000021	<0.000021	<0.000021	<0.000021	<0.00021	<0.00021	<0.00012	<0.0001	<0.0001
2-Methylnaphthalene	*0.098*	*0.29*	**13.9**	**1.5**	**8.24**	**0.616**	**0.19**	**0.18**	**0.15**	**0.18**	**0.11**	**0.6**	**2**	**0.22**	**0.1**	**0.21**
4,6-Dinitro-2-methylphenol	*0.0024*	*0.0073*	**<0.566**	**<0.201**	**<0.196**	<0.000822	<0.00002	<0.00002	<0.00002	<0.00002	<0.00002	<0.0002	<0.0002	<0.00008	<0.00008	0.00008 J
4-Nitrophenol	*0.049*	*0.15*	**<0.382**	**<0.136**	**<0.132**	<0.000554	<0.000047	<0.000047	<0.000047	<0.000047	<0.000047	<0.00047	<0.00047	<0.00007	<0.00007	0.00007 J
Acenaphthene	*1.5*	*4.4*	**8.56**	0.997	**5.69**	0.335	0.099	0.19	0.084	0.097	0.061	0.42	**1.6**	0.31	0.18	0.28
Acenaphthylene	*1.5*	*4.4*	<0.0409	<0.0146	<0.0142	0.00779	0.0019	0.0025	0.0011	0.0017	0.00091	0.0069	0.029	0.0012	0.0013	0.0015
Anthracene	*7.3*	*22*	3.09	0.337	2.02	0.0557	0.0084	0.048	0.013	0.014	0.0093	0.24	0.84	0.0045	0.0098	0.017 J
Benzo(a)anthracene	*0.0091*	*0.02*	**0.605**	**0.0521 J**	**0.361**	0.0072	0.001	0.0036	0.00079	0.00078	0.0003	**0.034**	**0.13**	<0.00007	<0.00007	0.00007 J
Benzo(a)pyrene	*0.0002*	*0.0002*	**0.165 J**	**<0.0194**	**0.0962 J**	**0.00385**	**0.00054**	**0.0011**	**0.00033**	**0.00022**	0.00013	**0.0074**	**0.042**	<0.00008	<0.00008	0.00008 J
bis(2-Chloroethoxy)methane	*0.00083*	*0.0019*	**<0.0886**	**<0.0316**	**<0.0307**	**0.0021**	<0.00003	<0.00003	<0.00003	<0.00003	<0.00003	<0.0003	<0.0003	<0.00009	<0.00009	<0.00009
bis(2-Ethylhexyl)phthalate (DEHP)	*0.006*	*0.006*	**<0.252**	**<0.0898**	**<0.0873**	<0.000808	0.00021	<0.00037	<0.000037	<0.00017	<0.000037	<0.00037	<0.00037	0.0003	<0.0002	0.00046 J
Chrysene	*0.91*	*2*	0.602	0.0482 J	0.36	0.00625	0.001	0.003	0.00073	0.00059	0.00031	0.035	0.14	<0.00007	<0.00007	0.00007 J
Dibenzofuran	*0.098*	*0.29*	**7.28**	**0.799**	**4.69**	**0.257**	0.076	**0.15**	0.067	0.086	0.054	**0.37**	**1.4**	**0.23**	**0.14**	**0.23**
Di-n-butylphthalate (DBP)	*2.4*	*7.3*	<0.075	<0.0267	<0.0259	<0.000109	<0.00002	<0.00002	<0.00002	<0.000066	<0.00002	<0.0002	<0.0002	0.0012	<0.00007	0.00007 J
Fluoranthene	*0.98*	*2.9*	**4.98**	0.412	**3.19**	0.0561	0.0091	0.038	0.0075	0.0096	0.006	0.32	**1.5**	0.0025	0.0058	0.009 J
Fluorene	*0.98*	*2.9*	**6.54**	0.713	**4.16**	0.21	0.059	0.13	0.056	0.065	0.048	0.37	**1.5**	0.15	0.12	0.16
Naphthalene	*0.49*	*1.5*	**60.7**	**13.5**	**56.9**	**7.27**	**0.61**	**1**	0.2	**0.81**	0.15	**2.2**	**7.5**	**2.4**	**0.67**	**1.5**
Nitrobenzene	*0.049*	*0.15*	**<0.075**	<0.0267	<0.0259	<0.000109	<0.000024	<0.000024	<0.000024	<0.000024	<0.000024	<0.00024	<0.00024	<0.00009	<0.00009	<0.00009
N-Nitrosodiphenylamine	*0.19*	*0.42*	<0.0682	<0.0243	<0.0236	<0.000099	<0.000025	<0.000025	<0.000025	<0.000025	<0.000025	<0.00025	<0.00025	<0.00009	<0.00009	0.00009 J
Pentachlorophenol	*0.001*	*0.001*	**<0.416**	**<0.148**	**<0.144**	<0.000604	0.00059	<0.000079	<0.000079	<0.000079	<0.000079	<0.00079	<0.00079	<0.00008	<0.00008	0.00008 J
Phenanthrene	*0.73*	*2.2*	**17**	**1.61**	**13.1**	0.271	0.059	0.17	0.065	0.078	0.054	**0.92**	**3.5**	0.041	0.049	0.061 J
Phenol	*7.3*	*22*	<0.0273	<0.00971	<0.00943	<0.0000396	<0.00016	0.0049	<0.000035	0.0012	<0.000092	<0.00035	0.12	0.00029	0.0074	0.0065 J
Pyrene	*0.73*	*2.2*	**3.12**	0.264	**2.29**	0.0308 J	0.0055	0.025	0.0047	0.0052	0.0033	0.2	**0.78**	0.0012	0.0034	0.0042 J
Metals																
Arsenic	*0.01*	*0.01*					0.00447	**0.0545**	**0.0488**	**0.0599**	**0.0423**	**0.0413**	**0.0443**			

Notes:
1. All values in milligrams per liter (mg/L).
2. Concentrations > RAL and non-detects are highlighted light gray.
3. Concentrations > C/I AL and non-detects are highlighted dark gray
4. TRRP Protective Concentration Limits (PCLs) (30 TAC §350, Table 3), updated January 2021.
5. RAL = Residential Assessment Level, C/I = Commercial/Industrial
6. J = Estimated value, < = not detected at the specified detection limit.
7. MW-32A was screened in the B-CZ & replaced with MW-32AR
8. Based on historical data, MW-25A and MW-25C were likely mislabeled in March 2018 and results are provided correctly in this table.

TABLE 2
ANALYTICAL RESULTS SUMMARY (2008 - 2022)
CLASS 2 GROUNDWATER
HOUSTON, TX - WOOD PRESERVING WORKS

	Residential Assessment Level	***C/I PCL***	MW-58A 01/19/2011	MW-58A 07/27/2011	MW-58A 02/03/2012	MW-58A 07/24/2012	MW-58A 02/11/2013	MW-58A 08/06/2013	MW-58A 01/29/2014	MW-58A 08/28/2014	MW-58A 01/31/2018	MW-58A 03/19/2018	MW-58A 05/16/2018	MW-58A 01/23/2019	MW-58A 07/10/2019	MW-58A 01/08/2020
Volatile Organic Compounds																
1,2-Dichloroethane	*0.005*	*0.005*	<0.0025	<0.005	**<0.01**	<0.0005	<0.00014	<0.00014	<0.00014	<0.0014	<0.0002	<0.0002	<0.001	<0.0002	<0.0002	<0.0002
Benzene	*0.005*	*0.005*	**0.034**	<0.005	**0.12**	**0.16**	**0.0943**	0.0000807 J	<0.00008	**0.259**	0.0048	**0.012**	**0.012**	0.0011	0.0049	**0.0053**
Chlorobenzene	*0.1*	*0.1*	0.0029 J	<0.005	<0.01	0.0018 J	0.00295	<0.00012	<0.00012	<0.0012	<0.0003	0.00054 J	<0.0015	0.00046 J	0.0008 J	0.00072 J
Ethylbenzene	*0.7*	*0.7*	0.03	<0.0055	0.085	0.099	0.0648	<0.00011	<0.00011	0.167	0.0066	0.038	0.035	0.0032	0.017	0.0098
Methylene chloride	*0.005*	*0.005*	<0.0025	**<0.0065**	**<0.013**	<0.001	<0.00015	<0.00015	<0.00015	<0.0015	<0.001	<0.001	<0.005	<0.001	<0.001	<0.001
Toluene	*1*	*1*	0.0059 J	<0.005	0.043 J	0.041	0.0176	<0.00015	<0.00015	0.135	0.00091 J	0.00063 J	0.0027 J	0.0014	<0.0002	<0.0002
Vinyl chloride	*0.002*	*0.002*	**<0.0025**	**<0.005**		**0.011**	**0.00281**	<0.00011	<0.00011	**0.0101 J**	<0.0002	<0.0002	<0.001	<0.0002	<0.0002	<0.0002
Xylenes (total)	*10*	*10*	0.029 J	<0.016	0.23	0.31	0.122	<0.00026	<0.00026	0.352	0.012	0.068	0.015	0.005	0.028	0.028
Semivolatile Organic Compounds																
1,2-Diphenylhydrazine	*0.0011*	*0.0026*	<0.0001	<0.00005	<0.00005	<0.00005	**<0.01**	<0.00011	<0.000104	**<0.00539**	<0.00021	<0.000021	<0.000021	<0.000021	<0.000021	<0.000021
2,4-Dimethylphenol	*0.49*	*1.5*	**0.68**	<0.00005	**1.1**	**2.4**	**0.95**	<0.00031	<0.000292	**9.19**	0.0015 J	0.00053	<0.00004	0.0001 J	<0.00004	<0.00004
2,4-Dinitrotoluene	*0.0013*	*0.003*	<0.00009	<0.00005	<0.00005	<0.00005	**<0.0118**	<0.00013	<0.000123	**<0.00637**	<0.00058	<0.000058	<0.000058	<0.000058	<0.000058	<0.000058
2,6-Dinitrotoluene	*0.0013*	*0.003*	<0.00007	<0.00006	<0.00006	<0.00006	**<0.00727**	<0.00008	<0.0000755	**<0.00392**	<0.00042	<0.000042	<0.000042	<0.000042	<0.000042	<0.000042
2-Chloronaphthalene	*2*	*5.8*	<0.0001	<0.00005	<0.00005	<0.00005	<0.00727	<0.00008	<0.0000755	<0.00392	<0.00021	<0.000021	<0.000021	<0.000021	<0.000021	<0.000021
2-Methylnaphthalene	*0.098*	*0.29*	0.057	<0.00005	0.082	0.0076	**0.243**	<0.00007	<0.000066	**0.373**	0.038	0.045	**0.14**	0.000072 J	0.015	0.08
4,6-Dinitro-2-methylphenol	*0.0024*	*0.0073*	<0.00008	<0.00008	<0.00008	<0.00008	**<0.0755**	<0.00083	<0.000783	**<0.0407**	<0.0002	<0.00002	<0.00002	<0.00002	<0.00002	<0.00002
4-Nitrophenol	*0.049*	*0.15*	<0.00007	<0.00005	<0.00005	<0.00005	**<0.0509**	<0.00056	<0.000528	<0.0275	<0.00047	<0.000047	<0.000047	<0.000047	<0.000047	<0.000047
Acenaphthene	*1.5*	*4.4*	0.12	<0.00005	0.16	0.057	0.205	<0.00008	<0.0000755	0.221	0.1	0.17	0.19	0.023	0.11	0.27
Acenaphthylene	*1.5*	*4.4*	0.00072	<0.00005	0.0011	0.0011	<0.00545	<0.00006	<0.0000566	0.00996 J	0.0012	0.001	0.0017	0.00038	0.00087	0.0015
Anthracene	*7.3*	*22*	0.0051	0.00039	0.0055	0.0069	0.0245 J	<0.00005	<0.0000472	0.0126 J	0.0055	0.008	0.011	0.002	0.062	0.018
Benzo(a)anthracene	*0.0091*	*0.02*	<0.00007	<0.00005	<0.00005	0.00072	<0.00727	<0.00008	<0.0000755	<0.00392	<0.0005	0.000083 J	0.000083 J	<0.00005	0.00082	0.000091 J
Benzo(a)pyrene	*0.0002*	*0.0002*	<0.00008	<0.00005	<0.00005	**0.00027**	**<0.00727**	<0.00008	<0.0000755	**<0.00392**	<0.0002	<0.00002	<0.00002	<0.00002	<0.00002	<0.00002
bis(2-Chloroethoxy)methane	*0.00083*	*0.0019*	<0.00009	<0.00005	<0.00005	<0.00005	**0.0321 J**	<0.00013	<0.000123	**<0.00637**	<0.0003	<0.00003	<0.00003	<0.00003	<0.00003	<0.00003
bis(2-Ethylhexyl)phthalate (DEHP)	*0.006*	*0.006*	0.00035	0.00071	<0.0001	<0.00094	**<0.0336**	<0.00037	<0.000349	**<0.0181**	<0.00037	<0.000037	0.000098 J	<0.00007	<0.000037	<0.00011
Chrysene	*0.91*	*2*	<0.00007	<0.00005	<0.00005	0.0011	<0.00727	<0.00008	<0.0000755	<0.00392	<0.00021	0.000083 J	0.000082 J	0.00003 J	0.00084	0.000071 J
Dibenzofuran	*0.098*	*0.29*	0.079	0.0017	**0.13**	0.0088	**0.128**	<0.00008	<0.0000755	**0.136**	0.036	0.08	0.091	0.013	0.059	**0.13**
Di-n-butylphthalate (DBP)	*2.4*	*7.3*	<0.00007	<0.00005	<0.00005	<0.00005	<0.01	<0.00011	<0.000104	<0.00539	<0.0002	<0.00002	<0.00002	0.000032 J	<0.00002	<0.00002
Fluoranthene	*0.98*	*2.9*	0.0049	0.001	0.0036	0.0099	0.0102 J	<0.00007	<0.000066	<0.00343	0.0065	0.0074	0.0067	0.002	0.02	0.0099
Fluorene	*0.98*	*2.9*	0.065	<0.00005	0.08	0.027	0.12	<0.00007	<0.000066	0.109	0.084	0.096	0.12	0.015	0.15	0.19
Naphthalene	*0.49*	*1.5*	0.45	<0.00005	**2.2**	0.068	**2.96 J**	0.00036 J	<0.0000755	**4.05**	0.0037	**0.95**	0.32	0.00042	0.46	**1.2**
Nitrobenzene	*0.049*	*0.15*	<0.00009	<0.00005	<0.00005	<0.00005	<0.01	<0.00011	<0.000104	<0.00539	<0.00024	<0.000024	<0.000024	<0.000024	<0.000024	<0.000024
N-Nitrosodiphenylamine	*0.19*	*0.42*	<0.00009	<0.00005	<0.00005	<0.00005	<0.00909	<0.0001	<0.0000943	<0.0049	<0.00025	<0.000025	<0.000025	<0.000025	<0.000025	<0.000025
Pentachlorophenol	*0.001*	*0.001*	<0.00008	<0.00005	<0.00005	0.00017 J	**<0.0555**	<0.00061	<0.000575	**<0.0299**	<0.00079	<0.000079	<0.000079	<0.000079	<0.000079	<0.000079
Phenanthrene	*0.73*	*2.2*	0.037	<0.00005	0.039	0.036	0.0563	<0.00006	<0.0000566	0.0702	0.024	0.042	0.038	0.0038	0.036	0.062
Phenol	*7.3*	*22*	0.00037	0.000077 J	0.0038	0.00074	<0.00364	<0.00004	<0.0000377	<0.00196	0.00054 J	<0.000035	<0.000035	0.000074 J	<0.000035	<0.000035
Pyrene	*0.73*	*2.2*	0.0022	0.00073	0.0022	0.0069	<0.01	<0.00011	<0.000104	<0.00539	0.0031	0.0039	0.0036	0.00088	0.0099	0.005
Metals																
Arsenic	*0.01*	*0.01*									0.000713 J	0.00106 J	0.00143 J	0.00232	0.00748	0.000906 J

Notes:

1. All values in milligrams per liter (mg/L).
2. Concentrations > RAL and non-detects are highlighted light gray.
3. Concentrations > C/I AL and non-detects are highlighted dark gray
4. TRRP Protective Concentration Limits (PCLs) (30 TAC §350, Table 3), updated January 2021.
5. RAL = Residential Assessment Level, C/I = Commercial/Industrial
6. J = Estimated value, < = not detected at the specified detection limit.
7. MW-32A was screened in the B-CZ & replaced with MW-32AR
8. Based on historical data, MW-25A and MW-25C were likely mislabeled in March 2018 and results are provided correctly in this table.

TABLE 2
ANALYTICAL RESULTS SUMMARY (2008 - 2022)
CLASS 2 GROUNDWATER
HOUSTON, TX - WOOD PRESERVING WORKS

	Residential Assessment Level	***C/I PCL***	MW-58A 07/15/2020	MW-58A 01/20/2021	MW-58A 07/20/2021	MW-58A 01/26/2022	MW-58A 03/25/2022	MW-59A 02/05/2009	MW-59A 01/20/2010	MW-59A 06/24/2010	MW-59A 01/20/2011	MW-59A 07/18/2011	MW-59A 02/06/2012	MW-59A 07/27/2012	MW-59A 01/31/2013	MW-59A 08/01/2013	MW-59A 01/16/2014
Volatile Organic Compounds																	
1,2-Dichloroethane	*0.005*	*0.005*	<0.0002	<0.0002	<0.0002	<0.0002	<0.0002	<0.0005	<0.0005	<0.0005	<0.0005	<0.001	<0.001	<0.0005	<0.00014	<0.00014	<0.0002
Benzene	*0.005*	*0.005*	0.003	0.0014	0.0018	0.0016	**0.017**	<0.0005	<0.0005	<0.0005	<0.0005	<0.001	<0.001	<0.0005	<0.00008	<0.00008	<0.0002
Chlorobenzene	*0.1*	*0.1*	0.00035 J	<0.0003	<0.0003	<0.0003	<0.0003	<0.0005	<0.0005	<0.0005	<0.0005	<0.001	<0.001	<0.0005	<0.00012	<0.00012	<0.00018
Ethylbenzene	*0.7*	*0.7*	0.0029	0.0032	0.0039	0.00079 J	0.0048	<0.0005	<0.0005	<0.0005	<0.0005	<0.0011	<0.0011	<0.0005	<0.00011	<0.00011	<0.00019
Methylene chloride	*0.005*	*0.005*	<0.001	<0.001	<0.001	<0.001	<0.001	<0.0005	<0.0005	<0.0005	<0.0005	<0.0013	<0.0013	<0.001	<0.00015	<0.00015	<0.00022
Toluene	*1*	*1*	0.00045 J	<0.0002	<0.0002	0.00048 J	<0.0002	<0.0005	<0.0005	<0.0005	<0.0005	<0.001	<0.001	<0.0005	<0.00015	<0.00015	<0.00017
Vinyl chloride	*0.002*	*0.002*	<0.0002									<0.001	<0.001	<0.0005	<0.00011	<0.00011	<0.00018
Xylenes (total)	*10*	*10*	0.011	0.006	0.0081	0.0052	0.0098	<0.001	<0.001	<0.001	<0.001	<0.0031	<0.0031	<0.0015	<0.00026	<0.00026	<0.00058
Semivolatile Organic Compounds																	
1,2-Diphenylhydrazine	*0.0011*	*0.0026*	<0.000021	<0.000021	<0.000021	<0.000021	<0.000021	<0.0001	<0.0001	<0.0001	<0.0001	<0.00005	<0.00005	<0.00005	<0.000104	<0.000108	<0.000104
2,4-Dimethylphenol	*0.49*	*1.5*	0.00067	0.00023	0.00015 J	<0.00004	0.012	<0.00008	<0.00008	<0.00008	<0.00008	0.000066 J	<0.00005	<0.00005	<0.000292	<0.000304	<0.000292
2,4-Dinitrotoluene	*0.0013*	*0.003*	<0.000058	<0.000058	<0.000058	<0.000058	<0.000058	<0.00009	<0.00009	<0.00009	<0.00009	<0.00005	<0.00005	<0.00005	<0.000123	<0.000127	<0.000123
2,6-Dinitrotoluene	*0.0013*	*0.003*	<0.000042	<0.000042	<0.000042	<0.000042	<0.000042	<0.00007	<0.00007	<0.00007	<0.00007	<0.00006	<0.00006	<0.00006	<0.0000755	<0.0000784	<0.0000755
2-Chloronaphthalene	*2*	*5.8*	<0.000021	<0.000021	<0.000021	<0.000021	<0.000021	<0.00012	<0.0001	<0.0001	<0.0001	<0.00005	<0.00005	<0.00005	<0.0000755	<0.0000784	<0.0000755
2-Methylnaphthalene	*0.098*	*0.29*	0.048	0.022	0.0057	0.016	0.027	<0.00007	<0.00007	0.0002	0.0018	<0.00005	<0.00005	<0.00005	<0.000066	<0.0000686	<0.0000902
4,6-Dinitro-2-methylphenol	*0.0024*	*0.0073*	<0.00002	<0.00002	<0.00002	<0.00002	<0.00002	<0.00008	<0.00008	<0.00008	<0.00008	<0.00008	<0.00008	<0.00008	<0.000783	<0.000814	<0.000783
4-Nitrophenol	*0.049*	*0.15*	<0.000047	<0.000047	<0.000047	<0.000047	<0.000047	<0.00007	<0.00007	<0.00007	<0.00007	<0.00005	<0.00005	<0.00005	<0.000528	<0.000549	<0.000528
Acenaphthene	*1.5*	*4.4*	0.082	0.18	0.027	0.074	0.063	<0.00009	<0.00009	0.0003	0.00079	<0.00005	<0.00005	<0.00005	<0.0000755	<0.0000784	<0.0000831
Acenaphthylene	*1.5*	*4.4*	0.0009	0.0011	0.00019	0.00045	<0.000015	<0.00006	<0.00007	<0.00007	<0.00007	<0.00005	<0.00005	<0.00005	<0.0000566	<0.0000588	<0.0000566
Anthracene	*7.3*	*22*	0.0069	0.0064	0.0024	0.0036	0.0046	<0.00007	<0.00007	0.00026	0.0004	<0.00005	<0.00005	<0.00005	<0.0000472	0.0000519 J	0.000119 J
Benzo(a)anthracene	*0.0091*	*0.02*	0.00015	0.000053 J	<0.00005	<0.00005	0.00012	<0.00007	<0.00007	<0.00007	0.00015 J	<0.00005	<0.00005	<0.00005	<0.0000755	<0.0000784	<0.0000755
Benzo(a)pyrene	*0.0002*	*0.0002*	0.000053 J	<0.00002	<0.00002	<0.00002	<0.00002	<0.00008	<0.00008	<0.00008	<0.00008	<0.00005	<0.00005	<0.00005	<0.0000755	<0.0000784	<0.0000755
bis(2-Chloroethoxy)methane	*0.00083*	*0.0019*	<0.00003	<0.00003	<0.00003	<0.00003	<0.00003	<0.00009	<0.00009	<0.00009	<0.00009	<0.00005	<0.00005	<0.00005	<0.000123	<0.000127	<0.000123
bis(2-Ethylhexyl)phthalate (DEHP)	*0.006*	*0.006*	<0.000037	<0.00015	0.000065 J	<0.000037	0.0016	0.0006	<0.00065	<0.00023	<0.00031	<0.00054	0.00015 J	<0.0001	<0.000349	<0.000363	<0.000349
Chrysene	*0.91*	*2*	0.00012	<0.000021	0.000032	<0.000021	0.00013	<0.00007	<0.00007	<0.00007	0.00014 J	<0.00005	<0.00005	<0.00005	<0.0000755	<0.0000784	<0.0000755
Dibenzofuran	*0.098*	*0.29*	0.047	0.08	0.011	0.0091	0.0098	<0.00008	<0.00008	0.0007	0.00099	<0.00005	<0.00005	<0.00005	<0.0000755	<0.0000784	<0.000136
Di-n-butylphthalate (DBP)	*2.4*	*7.3*	0.00017 J	0.00035	0.00003 J	0.00022	0.00025	0.00077	<0.00007	<0.00007	<0.00007	<0.00005	<0.00005	<0.000075	<0.000104	0.000169 J	0.000178 J
Fluoranthene	*0.98*	*2.9*	0.0076	0.0073	0.0023	0.0033	0.0037	<0.00007	<0.00007	0.0005	0.0012	<0.00012	<0.00005	<0.00005	<0.000066	<0.0000686	0.000199 J
Fluorene	*0.98*	*2.9*	0.083	0.12	0.02	0.054	0.043	<0.00007	<0.00007	0.00045	0.00084	<0.00005	<0.00005	<0.00005	<0.000066	<0.0000686	0.000176 J
Naphthalene	*0.49*	*1.5*	0.35	0.059	0.092	0.18	0.32	<0.0001	<0.0001	0.00047	0.0066	<0.00005	<0.00005	0.000051 J	<0.0000755	<0.0000784	<0.000381
Nitrobenzene	*0.049*	*0.15*	<0.000024	<0.000024	<0.000024	<0.000024	<0.000024	<0.00009	<0.00009	<0.00009	<0.00009	<0.00005	<0.00005	<0.00005	<0.000104	<0.000108	<0.000104
N-Nitrosodiphenylamine	*0.19*	*0.42*	<0.000025	<0.000025	<0.000025	<0.000025	<0.000025	<0.00009	<0.00009	<0.00009	<0.00009	<0.00005	<0.00005	<0.00005	<0.0000943	<0.000098	<0.0000943
Pentachlorophenol	*0.001*	*0.001*	<0.000079	<0.000079	<0.000079	<0.000079	<0.000079	<0.00008	<0.00008	<0.00008	<0.00008	<0.00005	<0.00005	<0.00005	<0.000575	<0.000598	<0.000575
Phenanthrene	*0.73*	*2.2*	0.037	0.028	0.0082	0.025	0.015	<0.00007	<0.00007	0.0017	0.0024	<0.00018	<0.00005	<0.00005	<0.0000566	0.000075 J	<0.000587
Phenol	*7.3*	*22*	0.00023	<0.000035	<0.000035	<0.000035	0.02	<0.00007	<0.00007	<0.00007	<0.00007	<0.00005	<0.00005	0.000065 J	<0.0000377	<0.0000392	<0.0000377
Pyrene	*0.73*	*2.2*	0.0034	0.0034	0.0012	0.0014	0.0017	<0.00007	<0.00007	0.00029	0.00059	<0.00005	<0.00005	<0.00005	<0.000104	<0.000108	0.00012 J
Metals																	
Arsenic	*0.01*	*0.01*	0.00204	0.00214	0.00424	0.00188 J	0.00276										

Notes:

1. All values in milligrams per liter (mg/L).
2. Concentrations > RAL and non-detects are highlighted light gray.
3. Concentrations > C/I AL and non-detects are highlighted dark gray
4. TRRP Protective Concentration Limits (PCLs) (30 TAC §350, Table 3), updated January 2021.
5. RAL = Residential Assessment Level, C/I = Commercial/Industrial
6. J = Estimated value, < = not detected at the specified detection limit.
7. MW-32A was screened in the B-CZ & replaced with MW-32AR
8. Based on historical data, MW-25A and MW-25C were likely mislabeled in March 2018 and results are provided correctly in this table.

TABLE 2
ANALYTICAL RESULTS SUMMARY (2008 - 2022)
CLASS 2 GROUNDWATER
HOUSTON, TX - WOOD PRESERVING WORKS

	Residential Assessment Level	***C/I PCL***	MW-59A 07/30/2014	MW-59A 01/29/2018	MW-59A 03/20/2018	MW-59A 05/24/2018	MW-59A 01/23/2019	MW-59A 07/17/2019	MW-59A 01/16/2020	MW-59A 07/21/2020	MW-59A 01/26/2021	MW-59A 07/19/2021	MW-59A 01/12/2022	MW-59D 02/05/2009	MW-59D 02/05/2009 Duplicate	MW-59D 01/20/2010
Volatile Organic Compounds																
1,2-Dichloroethane	*0.005*	*0.005*	<0.00014	<0.0002	<0.0002	<0.0002	<0.0002	<0.0002	<0.0002	<0.0002	<0.0002	<0.0002	<0.0002	<0.0005	<0.0005	<0.0005
Benzene	*0.005*	*0.005*	<0.00008	<0.0002	<0.0002	<0.0002	<0.0002	<0.0002	<0.0002	<0.0002	<0.0002	<0.0002	<0.0002	<0.0005	<0.0005	<0.0005
Chlorobenzene	*0.1*	*0.1*	<0.00012	<0.0003	<0.0003	<0.0003	<0.0003	<0.0003	<0.0003	<0.0003	<0.0003	<0.0003	<0.0003	<0.0005	<0.0005	<0.0005
Ethylbenzene	*0.7*	*0.7*	<0.00011	<0.0003	<0.0003	<0.0003	<0.0003	<0.0003	<0.0003	<0.0003	<0.0003	<0.0003	<0.0003	<0.0005	<0.0005	<0.0005
Methylene chloride	*0.005*	*0.005*	<0.00015	<0.001	<0.001	<0.001	<0.001	<0.001	<0.001	<0.001	<0.001	<0.001	<0.001	0.0011 J	0.0014 J	<0.0005
Toluene	*1*	*1*	<0.00015	<0.0002	<0.0002	<0.0002	<0.0002	<0.0002	<0.0002	0.0021	<0.0002	<0.0002	<0.0002	0.00064 J	0.0007 J	<0.0005
Vinyl chloride	*0.002*	*0.002*	<0.00011	<0.0002	<0.0002	<0.0002	<0.0002	<0.0002	<0.0002	<0.0002						
Xylenes (total)	*10*	*10*	<0.00026	<0.0003	<0.0003	<0.0003	<0.0003	<0.0003	<0.0003	<0.0003	<0.0003	<0.0003	<0.0003	<0.001	<0.001	<0.001
Semivolatile Organic Compounds																
1,2-Diphenylhydrazine	*0.0011*	*0.0026*	<0.000109	<0.000021	<0.000021	<0.000021	<0.000021	<0.000021	<0.000021	<0.000021	<0.000021	<0.000021	<0.000021	<0.0001	<0.0001	<0.0001
2,4-Dimethylphenol	*0.49*	*1.5*	<0.000307	<0.00004	<0.000041	<0.00004	<0.00004	<0.00004	<0.00004	0.00016 J	<0.00004	<0.00004	0.00005 J	<0.00008	<0.00008	<0.00008
2,4-Dinitrotoluene	*0.0013*	*0.003*	<0.000129	<0.000058	<0.000059	<0.000058	<0.000058	<0.000058	<0.000058	<0.000058	<0.000058	<0.000058	<0.000058	<0.00009	<0.00009	<0.00009
2,6-Dinitrotoluene	*0.0013*	*0.003*	<0.0000792	<0.000042	<0.000043	<0.000042	<0.000042	<0.000042	<0.000042	<0.000042	<0.000042	<0.000042	<0.000042	<0.00007	<0.00007	<0.00007
2-Chloronaphthalene	*2*	*5.8*	<0.0000792	<0.000021	<0.000021	<0.000021	<0.000021	<0.000021	<0.000021	<0.000021	<0.000021	<0.000021	<0.000021	<0.00012	<0.00012	<0.0001
2-Methylnaphthalene	*0.098*	*0.29*	<0.0000693	0.00011	<0.000019	<0.000019	<0.000019	0.000036 J	<0.00016	<0.000019	<0.000019	<0.000019	0.000069 J	0.00015 J	0.0003	<0.00007
4,6-Dinitro-2-methylphenol	*0.0024*	*0.0073*	<0.000822	<0.00002	<0.00002	<0.00002	<0.00002	<0.00002	<0.00002	<0.00002	<0.00002	<0.00002	<0.00002	<0.00008	<0.00008	<0.00008
4-Nitrophenol	*0.049*	*0.15*	<0.000554	<0.000047	<0.000048	<0.000047	<0.000047	<0.000047	<0.000047	<0.000047	<0.000047	<0.000047	<0.000047	<0.00007	<0.00007	<0.00007
Acenaphthene	*1.5*	*4.4*	<0.0000792	0.0001	<0.000028	<0.000027	<0.000027	<0.000027	<0.00029	<0.000027	<0.000071	<0.000027	0.00013	0.00015 J	0.00014 J	<0.00009
Acenaphthylene	*1.5*	*4.4*	<0.0000594	<0.000015	<0.000015	<0.000015	<0.000015	<0.000015	<0.000015	<0.000015	<0.000015	<0.000015	<0.000015	<0.00006	<0.00006	<0.00007
Anthracene	*7.3*	*22*	<0.0000495	<0.000014	<0.000014	<0.000014	<0.000014	<0.000014	<0.000027	<0.000014	<0.000014	<0.000014	0.000037 J	<0.00007	<0.00007	<0.00007
Benzo(a)anthracene	*0.0091*	*0.02*	<0.0000792	<0.00005	<0.000051	<0.00005	<0.00005	<0.00005	<0.00005	<0.00005	<0.00005	<0.00005	<0.00005	<0.00007	<0.00007	<0.00007
Benzo(a)pyrene	*0.0002*	*0.0002*	<0.0000792	<0.00002	<0.00002	<0.00002	<0.00002	<0.00002	<0.00002	<0.00002	<0.00002	<0.00002	<0.00002	<0.00008	<0.00008	<0.00008
bis(2-Chloroethoxy)methane	*0.00083*	*0.0019*	<0.000129	<0.00003	<0.000031	<0.00003	<0.00003	<0.00003	<0.00003	<0.00003	<0.00003	<0.00003	<0.00003	<0.00009	<0.00009	<0.00009
bis(2-Ethylhexyl)phthalate (DEHP)	*0.006*	*0.006*	<0.000366	0.000094 J	<0.000038	<0.000037	<0.000037	<0.00005	<0.000037	<0.000037	<0.000096	<0.000037	0.000056 J	0.006	0.0055	<0.00023
Chrysene	*0.91*	*2*	<0.0000792	<0.000021	<0.000021	<0.000021	<0.000021	<0.000021	<0.000021	<0.000021	<0.000021	<0.000021	<0.000021	<0.00007	<0.00007	<0.00007
Dibenzofuran	*0.098*	*0.29*	<0.0000792	0.00017	<0.00002	<0.00002	<0.00002	<0.00002	<0.00016	<0.00002	<0.00007	<0.00002	0.000061 J	0.00014 J	<0.00008	<0.00008
Di-n-butylphthalate (DBP)	*2.4*	*7.3*	<0.000109	<0.00002	<0.00002	<0.00002	<0.00002	0.000064 J	<0.00002	<0.00002	<0.000025	<0.00002	<0.00002	0.0029	0.0023	<0.00007
Fluoranthene	*0.98*	*2.9*	<0.0000693	<0.00001	<0.00001	<0.00001	<0.00001	<0.00001	<0.000032	<0.00001	<0.00001	<0.00001	0.00011	<0.00007	<0.00007	<0.00007
Fluorene	*0.98*	*2.9*	<0.0000693	0.00011	<0.000031	<0.00003	<0.00003	<0.00003	<0.00011	<0.00003	<0.00005	<0.00003	0.00011	0.00013 J	0.00012 J	<0.00007
Naphthalene	*0.49*	*1.5*	0.000219 J	0.00068	<0.00002	<0.00002	<0.00002	<0.00012	<0.0012	0.00017	<0.00007	0.000087 J	<0.0003	0.0019	0.0029	<0.0001
Nitrobenzene	*0.049*	*0.15*	<0.000109	<0.000024	<0.000024	<0.000024	<0.000024	<0.000024	<0.000024	<0.000024	<0.000024	<0.000024	<0.000024	<0.00009	<0.00009	<0.00009
N-Nitrosodiphenylamine	*0.19*	*0.42*	<0.000099	<0.000025	<0.000026	<0.000025	<0.000025	<0.000025	<0.000025	<0.000025	<0.000025	<0.000025	<0.000025	<0.00009	<0.00009	<0.00009
Pentachlorophenol	*0.001*	*0.001*	<0.000604	<0.000079	<0.000081	<0.000079	<0.000079	<0.000079	<0.000079	<0.000079	<0.000079	<0.000079	<0.000079	<0.00008	<0.00008	<0.00008
Phenanthrene	*0.73*	*2.2*	<0.0000594	0.00018	<0.000021	<0.000021	<0.000021	<0.000021	<0.00012	0.00007 J	<0.000022	<0.000021	0.00023	0.0002	0.00025	<0.00007
Phenol	*7.3*	*22*	<0.0000396	<0.000035	<0.000036	0.000089 J	<0.000035	0.000058 J	<0.000035	0.000097 J	0.000036 J	<0.000035	<0.000035	<0.00007	<0.00007	<0.00007
Pyrene	*0.73*	*2.2*	<0.000109	<0.000019	<0.000019	<0.000019	<0.000019	<0.000019	<0.000023	<0.000019	<0.000019	<0.000019	0.000074 J	<0.00007	<0.00007	<0.00007
Metals																
Arsenic	*0.01*	*0.01*		0.00181 J	0.00131 J	**0.0101**	0.00243	0.00455	0.00368	0.00172 J	0.0015 J	0.0026	0.00565			

Notes:

1. All values in milligrams per liter (mg/L).
2. Concentrations > RAL and non-detects are highlighted light gray.
3. Concentrations > C/I AL and non-detects are highlighted dark gray
4. TRRP Protective Concentration Limits (PCLs) (30 TAC §350, Table 3), updated January 2021.
5. RAL = Residential Assessment Level, C/I = Commercial/Industrial
6. J = Estimated value, < = not detected at the specified detection limit.
7. MW-32A was screened in the B-CZ & replaced with MW-32AR
8. Based on historical data, MW-25A and MW-25C were likely mislabeled in March 2018 and results are provided correctly in this table.

TABLE 2
ANALYTICAL RESULTS SUMMARY (2008 - 2022)
CLASS 2 GROUNDWATER
HOUSTON, TX - WOOD PRESERVING WORKS

	Residential Assessment Level	***C/I PCL***	MW-59D 01/20/2010 Duplicate	MW-59D 07/01/2010	MW-59D 07/01/2010 Duplicate	MW-59D 01/20/2011	MW-59D 07/27/2011	MW-59D 07/27/2011 Duplicate	MW-59D 02/14/2012	MW-59D 02/14/2012 Duplicate	MW-59D 07/23/2012	MW-59D 02/11/2013	MW-59D 02/11/2013 Duplicate	MW-59D 08/05/2013	MW-59D 08/05/2013 Duplicate	MW-59D 01/23/2014
Volatile Organic Compounds																
1,2-Dichloroethane	*0.005*	*0.005*	<0.0005	<0.0005	<0.0005	<0.0005	<0.001	<0.001	<0.001	<0.001	<0.0005	<0.00014	<0.00014	<0.00014	<0.00014	<0.0002
Benzene	*0.005*	*0.005*	<0.0005	<0.0005	<0.0005	<0.0005	<0.001	<0.001	<0.001	<0.001	<0.0005	<0.00008	<0.00008	<0.00008	<0.00008	<0.0002
Chlorobenzene	*0.1*	*0.1*	<0.0005	<0.0005	<0.0005	<0.0005	<0.001	<0.001	<0.001	<0.001	<0.0005	<0.00012	<0.00012	<0.00012	<0.00012	<0.00018
Ethylbenzene	*0.7*	*0.7*	<0.0005	<0.0005	<0.0005	<0.0005	<0.0011	<0.0011	<0.0011	<0.0011	<0.0005	<0.00011	<0.00011	<0.00011	<0.00011	<0.00019
Methylene chloride	*0.005*	*0.005*	<0.0005	<0.0005	<0.0005	<0.0005	<0.0013	<0.0013	<0.0013	<0.0013	<0.001	<0.00015	<0.00015	<0.00015	<0.00015	<0.00022
Toluene	*1*	*1*	<0.0005	<0.0005	<0.0005	<0.0005	<0.001	<0.001	<0.001	<0.001	<0.0005	<0.00015	<0.00015	<0.00015	<0.00015	<0.00017
Vinyl chloride	*0.002*	*0.002*								<0.001						
Xylenes (total)	*10*	*10*	<0.001	<0.001	<0.001	<0.001	<0.0031	<0.0031	<0.0031	<0.0031	<0.0015	<0.00026	<0.00026	<0.00026	<0.00026	<0.00058
Semivolatile Organic Compounds																
1,2-Diphenylhydrazine	*0.0011*	*0.0026*	<0.0001	<0.0001	<0.0001	<0.0001	<0.00005	<0.00005	<0.00005	<0.00005	<0.00005	<0.000105	<0.000105	<0.00011	<0.00011	<0.000104
2,4-Dimethylphenol	*0.49*	*1.5*	<0.00008	<0.00008	<0.00008	<0.00008	<0.00005	<0.00005	<0.00005	<0.00005	<0.00005	<0.000295	<0.000295	<0.00031	<0.00031	<0.000292
2,4-Dinitrotoluene	*0.0013*	*0.003*	<0.00009	<0.00009	<0.00009	<0.00009	<0.00005	<0.00005	<0.00005	<0.00005	<0.00005	<0.000124	<0.000124	<0.00013	<0.00013	<0.000123
2,6-Dinitrotoluene	*0.0013*	*0.003*	<0.00007	<0.00007	<0.00007	<0.00007	<0.00006	<0.00006	<0.00006	<0.00006	<0.00006	<0.0000762	<0.0000762	<0.00008	<0.00008	<0.0000755
2-Chloronaphthalene	*2*	*5.8*	<0.0001	<0.0001	<0.0001	<0.0001	<0.00005	<0.00005	<0.00005	<0.00005	<0.00005	<0.0000762	<0.0000762	<0.00008	<0.00008	<0.0000755
2-Methylnaphthalene	*0.098*	*0.29*	<0.00007	<0.00007	<0.00007	0.00046	<0.00005	<0.00005	<0.00005	<0.00005	0.000071 J	<0.0000667	<0.0000667	0.00016 J	0.00007 J	<0.000066
4,6-Dinitro-2-methylphenol	*0.0024*	*0.0073*	<0.00008	<0.00008	<0.00008	<0.00008	<0.00008	<0.00008	<0.00008	<0.00008	<0.00008	<0.00079	<0.00079	<0.00083	<0.00083	<0.000783
4-Nitrophenol	*0.049*	*0.15*	<0.00007	<0.00007	<0.00007	<0.00007	<0.00005	<0.00005	<0.00005	<0.00005	<0.00005	<0.000533	<0.000533	<0.00056	<0.00056	<0.000528
Acenaphthene	*1.5*	*4.4*	<0.00009	<0.00009	<0.00009	0.00095	<0.00005	<0.00005	<0.00005	<0.00005	<0.00005	<0.0000762	<0.0000762	<0.00008	<0.00008	<0.0000755
Acenaphthylene	*1.5*	*4.4*	<0.00007	<0.00007	<0.00007	<0.00007	<0.00005	<0.00005	<0.00005	<0.00005	<0.00005	<0.0000571	<0.0000571	<0.00006	<0.00006	<0.0000566
Anthracene	*7.3*	*22*	<0.00007	<0.00007	<0.00007	0.00069	<0.00005	<0.00005	<0.00005	<0.00005	<0.00005	<0.0000476	<0.0000476	<0.00005	<0.00005	<0.000425
Benzo(a)anthracene	*0.0091*	*0.02*	<0.00007	<0.00007	<0.00007	0.00027	<0.00005	<0.00005	<0.00005	<0.00005	<0.00005	<0.0000762	<0.0000762	<0.00008	<0.00008	<0.0000755
Benzo(a)pyrene	*0.0002*	*0.0002*	<0.00008	<0.00008	<0.00008	<0.00008	<0.00005	<0.00005	<0.00005	<0.00005	<0.00005	<0.0000762	<0.0000762	<0.00008	<0.00008	<0.0000755
bis(2-Chloroethoxy)methane	*0.00083*	*0.0019*	<0.00009	<0.00009	<0.00009	<0.00009	<0.00005	<0.00005	<0.00005	<0.00005	<0.00005	<0.000124	<0.000124	<0.00013	<0.00013	<0.000123
bis(2-Ethylhexyl)phthalate (DEHP)	*0.006*	*0.006*	<0.00087	<0.00031	<0.00049	<0.0015	0.0011	0.0018	<0.00094	<0.00068	<0.00014	<0.000352	0.000538	0.000805 J	0.000812 J	0.000425 J
Chrysene	*0.91*	*2*	<0.00007	<0.00007	<0.00007	0.00024	<0.00005	<0.00005	<0.00005	<0.00005	<0.00005	<0.0000762	<0.0000762	<0.00008	<0.00008	<0.0000755
Dibenzofuran	*0.098*	*0.29*	<0.00008	<0.00008	<0.00008	0.0011	<0.00005	<0.00005	<0.00005	<0.00005	<0.00005	<0.0000762	<0.0000762	<0.00008	<0.00008	<0.0000755
Di-n-butylphthalate (DBP)	*2.4*	*7.3*	<0.00007	<0.00007	<0.00007	<0.00007	<0.00005	<0.00005	<0.00005	<0.00005	<0.00005	<0.000105	<0.000105	<0.00011	<0.00011	<0.000825
Fluoranthene	*0.98*	*2.9*	<0.00007	<0.00007	<0.00007	0.0018	<0.00005	<0.00005	<0.00005	0.000075 J	<0.00005	<0.0000667	<0.0000667	<0.00007	<0.00007	0.0000789 J
Fluorene	*0.98*	*2.9*	<0.00007	<0.00007	<0.00007	0.00079	<0.00005	<0.00005	<0.00005	<0.00005	<0.00005	<0.0000667	<0.0000667	<0.00007	<0.00007	<0.000066
Naphthalene	*0.49*	*1.5*	<0.0001	<0.00022	<0.0001	0.0034	<0.00005	<0.00005	<0.00005	<0.000064	<0.00036	<0.0000762	<0.0000762	0.00226 J	0.00008 J	<0.000727
Nitrobenzene	*0.049*	*0.15*	<0.00009	<0.00009	<0.00009	<0.00009	<0.00005	<0.00005	<0.00005	<0.00005	<0.00005	<0.000105	<0.000105	<0.00011	<0.00011	<0.000104
N-Nitrosodiphenylamine	*0.19*	*0.42*	<0.00009	<0.00009	<0.00009	<0.00009	<0.00005	<0.00005	<0.00005	<0.00005	<0.00005	<0.0000952	<0.0000952	<0.0001	<0.0001	<0.0000943
Pentachlorophenol	*0.001*	*0.001*	<0.00008	<0.00008	<0.00008	<0.00008	<0.00005	<0.00005	<0.00005	<0.00005	<0.00005	<0.000581	<0.000581	<0.00061	<0.00061	<0.000575
Phenanthrene	*0.73*	*2.2*	<0.00007	<0.00007	<0.00007	0.0037	<0.00005	<0.00005	<0.00005	<0.00005	<0.00005	<0.0000571	<0.0000571	<0.00006	<0.00006	<0.000455
Phenol	*7.3*	*22*	<0.00007	<0.00007	<0.00007	<0.00007	<0.00005	<0.00005	0.00014 J	0.000087 J	<0.00005	<0.0000381	<0.0000381	<0.00004	<0.00004	<0.0000377
Pyrene	*0.73*	*2.2*	<0.00007	<0.00007	<0.00007	0.0011	<0.00005	<0.00005	<0.00005	0.000054 J	<0.00005	<0.000105	<0.000105	<0.00011	<0.00011	<0.000104
Metals																
Arsenic	*0.01*	*0.01*														

Notes:
1. All values in milligrams per liter (mg/L).
2. Concentrations > RAL and non-detects are highlighted light gray.
3. Concentrations > C/I AL and non-detects are highlighted dark gray
4. TRRP Protective Concentration Limits (PCLs) (30 TAC §350, Table 3), updated January 2021.
5. RAL = Residential Assessment Level, C/I = Commercial/Industrial
6. J = Estimated value, < = not detected at the specified detection limit.
7. MW-32A was screened in the B-CZ & replaced with MW-32AR
8. Based on historical data, MW-25A and MW-25C were likely mislabeled in March 2018 and results are provided correctly in this table.

TABLE 2
ANALYTICAL RESULTS SUMMARY (2008 - 2022)
CLASS 2 GROUNDWATER
HOUSTON, TX - WOOD PRESERVING WORKS

	Residential Assessment Level	***C/I PCL***	MW-59D 01/23/2014 Duplicate	MW-59D 08/28/2014	MW-59D 08/28/2014 Duplicate	MW-59D 02/07/2018	MW-59D 02/07/2018 Duplicate	MW-59D 03/26/2018	MW-59D 03/26/2018 Duplicate	MW-59D 06/01/2018	MW-59D 06/01/2018 Duplicate	MW-59D 01/24/2019	MW-59D 01/24/2019 Duplicate	MW-59D 07/31/2019	MW-59D 07/31/2019 Duplicate	MW-59D 01/16/2020
Volatile Organic Compounds																
1,2-Dichloroethane	*0.005*	*0.005*	<0.0002	<0.00014	<0.00014	<0.0002	<0.0002	<0.0002	<0.0002	<0.0002	<0.0002	<0.0002	<0.0002	<0.0002	<0.0002	<0.0002
Benzene	*0.005*	*0.005*	<0.0002	0.000135 J	0.000114 J	<0.0002	<0.0002	<0.0002	<0.0002	<0.0002	<0.0002	<0.0002	<0.0002	<0.0002	<0.0002	<0.0002
Chlorobenzene	*0.1*	*0.1*	<0.00018	<0.00012	<0.00012	<0.0003	<0.0003	<0.0003	<0.0003	<0.0003	<0.0003	<0.0003	<0.0003	<0.0003	<0.0003	<0.0003
Ethylbenzene	*0.7*	*0.7*	<0.00019	<0.00011	<0.00011	<0.0003	<0.0003	<0.0003	<0.0003	<0.0003	<0.0003	<0.0003	<0.0003	<0.0003	<0.0003	<0.0003
Methylene chloride	*0.005*	*0.005*	<0.00022	<0.00015	<0.00015	<0.001	<0.001	<0.001	<0.001	<0.001	<0.001	<0.001	<0.001	<0.001	<0.001	<0.001
Toluene	*1*	*1*	<0.00017	0.000258 J	0.000249 J	<0.0002	<0.0002	<0.0002	<0.0002	<0.0002	<0.0002	<0.0002	<0.0002	<0.0002	<0.0002	<0.0002
Vinyl chloride	*0.002*	*0.002*														
Xylenes (total)	*10*	*10*	<0.00058	<0.00026	<0.00026	<0.0003	<0.0003	<0.0003	<0.0003	<0.0003	<0.0003	<0.0003	<0.0003	<0.0003	<0.0003	<0.0003
Semivolatile Organic Compounds																
1,2-Diphenylhydrazine	*0.0011*	*0.0026*	<0.000104	<0.00011	<0.00011	<0.000021	<0.000021	<0.000021	<0.000021	<0.000021	<0.000021	<0.000021	<0.000021	<0.000021	<0.000021	<0.000021
2,4-Dimethylphenol	*0.49*	*1.5*	<0.000292	<0.00031	<0.00031	<0.00004	<0.00004	<0.00004	<0.00004	<0.00004	<0.00004	<0.00004	<0.00004	<0.00004	<0.00004	<0.00004
2,4-Dinitrotoluene	*0.0013*	*0.003*	<0.000123	<0.00013	<0.00013	<0.000058	<0.000058	<0.000058	<0.000058	<0.000058	<0.000058	<0.000058	<0.000058	<0.000058	<0.000058	<0.000058
2,6-Dinitrotoluene	*0.0013*	*0.003*	<0.0000755	<0.00008	<0.00008	<0.000042	<0.000042	<0.000042	<0.000042	<0.000042	<0.000042	<0.000042	<0.000042	<0.000042	<0.000042	<0.000042
2-Chloronaphthalene	*2*	*5.8*	<0.0000755	<0.00008	<0.00008	<0.000021	<0.000021	<0.000021	<0.000021	<0.000021	<0.000021	<0.000021	<0.000021	<0.000021	<0.000021	<0.000021
2-Methylnaphthalene	*0.098*	*0.29*	<0.000066	0.000334 J	0.00007 J	<0.000019	<0.000019	<0.000019	<0.000019	<0.000019	0.000083 J	<0.000019	<0.000019	<0.000019	<0.000019	<0.000019
4,6-Dinitro-2-methylphenol	*0.0024*	*0.0073*	<0.000783	<0.00083	<0.00083	<0.00002	<0.00002	<0.00002	<0.00002	<0.00002	<0.00002	<0.00002	<0.00002	<0.00002	<0.00002	<0.00002
4-Nitrophenol	*0.049*	*0.15*	<0.000528	<0.00056	<0.00056	<0.000047	<0.000047	<0.000047	<0.000047	<0.000047	<0.000047	<0.000047	<0.000047	<0.000047	<0.000047	<0.000047
Acenaphthene	*1.5*	*4.4*	<0.0000755	<0.00008	<0.00008	<0.000027	<0.000027	<0.000027	<0.000027	<0.000027	0.00012	<0.000027	<0.000027	<0.000027	<0.000027	<0.000036
Acenaphthylene	*1.5*	*4.4*	<0.0000566	<0.00006	<0.00006	<0.000015	<0.000015	<0.000015	<0.000015	<0.000015	<0.000015	<0.000015	<0.000015	<0.000015	<0.000015	<0.000015
Anthracene	*7.3*	*22*	<0.0000472	<0.00005	<0.00005	<0.000014	<0.000014	<0.000014	<0.000014	<0.000014	0.000024 J	<0.000014	<0.000014	<0.000014	<0.000014	<0.000014
Benzo(a)anthracene	*0.0091*	*0.02*	<0.0000755	<0.00008	<0.00008	<0.00005	<0.00005	<0.00005	<0.00005	<0.00005	<0.00005	<0.00005	<0.00005	<0.00005	<0.00005	<0.00005
Benzo(a)pyrene	*0.0002*	*0.0002*	<0.0000755	<0.00008	<0.00008	<0.00002	<0.00002	<0.00002	<0.00002	<0.00002	<0.00002	<0.00002	<0.00002	<0.00002	<0.00002	<0.00002
bis(2-Chloroethoxy)methane	*0.00083*	*0.0019*	<0.000123	<0.00013	<0.00013	<0.00003	<0.00003	<0.00003	<0.00003	<0.00003	<0.00003	<0.00003	<0.00003	<0.00003	<0.00003	<0.00003
bis(2-Ethylhexyl)phthalate (DEHP)	*0.006*	*0.006*	0.000364 J	0.00306 J	0.00598 J	0.000063 J	0.000054 J	<0.000037	0.000095 J	0.00024	0.00026	<0.000037	<0.000037	<0.000037	<0.000037	<0.000037
Chrysene	*0.91*	*2*	<0.0000755	<0.00008	<0.00008	<0.000021	<0.000021	<0.000021	<0.000021	<0.000021	<0.000021	<0.000021	<0.000021	<0.000021	<0.000021	<0.000021
Dibenzofuran	*0.098*	*0.29*	<0.0000755	<0.00008	<0.00008	<0.00002	<0.00002	<0.00002	<0.00002	0.000092 J	0.00024 J	<0.00002	<0.00002	<0.00002	<0.00002	<0.000028
Di-n-butylphthalate (DBP)	*2.4*	*7.3*	<0.000827	<0.00011	<0.00011	<0.00002	<0.00002	<0.00002	<0.00002	<0.00002	<0.00002	<0.00002	<0.00002	<0.00002	<0.00002	<0.00002
Fluoranthene	*0.98*	*2.9*	0.0000746 J	0.00018 J	0.00007 J	<0.00001	<0.00001	<0.00001	<0.00001	<0.00001	<0.00001	<0.00001	<0.00001	<0.00001	<0.00001	<0.00001
Fluorene	*0.98*	*2.9*	0.0000688 J	<0.00007	<0.00007	<0.00003	<0.00003	<0.00003	<0.00003	0.000064 J	0.00017 J	<0.00003	<0.00003	<0.00003	<0.00003	<0.000031
Naphthalene	*0.49*	*1.5*	<0.000796	0.00576 J	0.00008 J	<0.00002	<0.00002	<0.00002	<0.00002	<0.00002	0.0002	<0.00002	<0.00002	<0.00002	<0.00002	<0.00013
Nitrobenzene	*0.049*	*0.15*	<0.000104	<0.00011	<0.00011	<0.000024	<0.000024	<0.000024	<0.000024	<0.000024	<0.000024	<0.000024	<0.000024	<0.000024	<0.000024	<0.000024
N-Nitrosodiphenylamine	*0.19*	*0.42*	<0.0000943	<0.0001	<0.0001	<0.000025	<0.000025	<0.000025	<0.000025	<0.000025	<0.000025	<0.000025	<0.000025	<0.000025	<0.000025	<0.000025
Pentachlorophenol	*0.001*	*0.001*	<0.000575	<0.00061	<0.00061	<0.000079	<0.000079	<0.000079	<0.000079	<0.000079	<0.000079	<0.000079	<0.000079	<0.000079	<0.000079	<0.000079
Phenanthrene	*0.73*	*2.2*	<0.000464	0.00018 J	0.0000608 J	<0.000021	<0.000021	<0.000021	<0.000021	<0.000021	0.00018	<0.000021	<0.000021	<0.000021	<0.000021	<0.000043
Phenol	*7.3*	*22*	<0.0000377	<0.00004	<0.00004	<0.000035	<0.000035	<0.000035	<0.000035	0.00063 J	0.00097 J	<0.000035	<0.000035	0.00011 J	<0.000035	<0.000035
Pyrene	*0.73*	*2.2*	<0.000104	0.000131 J	<0.00011	<0.000019	<0.000019	<0.000019	<0.000019	<0.000019	<0.000019	<0.000019	<0.000019	<0.000019	<0.000019	<0.000019
Metals																
Arsenic	*0.01*	*0.01*				<0.0004	<0.0004	<0.0004	<0.0004	0.00111 J	0.00101 J	0.000765 J	0.000637 J	<0.0004	0.000502 J	0.000508 J

Notes:

1. All values in milligrams per liter (mg/L).
2. Concentrations > RAL and non-detects are highlighted light gray.
3. Concentrations > C/I AL and non-detects are highlighted dark gray
4. TRRP Protective Concentration Limits (PCLs) (30 TAC §350, Table 3), updated January 2021.
5. RAL = Residential Assessment Level, C/I = Commercial/Industrial
6. J = Estimated value, < = not detected at the specified detection limit.
7. MW-32A was screened in the B-CZ & replaced with MW-32AR
8. Based on historical data, MW-25A and MW-25C were likely mislabeled in March 2018 and results are provided correctly in this table.

TABLE 2
ANALYTICAL RESULTS SUMMARY (2008 - 2022)
CLASS 2 GROUNDWATER
HOUSTON, TX - WOOD PRESERVING WORKS

	Residential Assessment Level	***C/I PCL***	MW-59D 01/16/2020 Duplicate	MW-59D 08/03/2020	MW-59D 08/03/2020 Duplicate	MW-59D 01/26/2021	MW-59D 01/26/2021 Duplicate	MW-59D 07/22/2021	MW-59D 07/22/2021 Duplicate	MW-59D 01/26/2022	MW-59D 01/26/2022 Duplicate	MW-60A 02/04/2009	MW-60A 01/20/2010	MW-60A 06/24/2010	MW-60A 01/19/2011	MW-60A 07/18/2011	MW-60A 02/07/2012
Volatile Organic Compounds																	
1,2-Dichloroethane	*0.005*	*0.005*	<0.0002	<0.0002	<0.0002	<0.0002	<0.0002	<0.0002	<0.0002	<0.0002	<0.0002	<0.0005	<0.0005	<0.0005	<0.0005	<0.001	<0.001
Benzene	*0.005*	*0.005*	<0.0002	<0.0002	<0.0002	<0.0002	<0.0002	<0.0002	<0.0002	<0.0002	<0.0002	<0.0005	<0.0005	<0.0005	<0.0005	<0.001	<0.001
Chlorobenzene	*0.1*	*0.1*	<0.0003	<0.0003	<0.0003	<0.0003	<0.0003	<0.0003	<0.0003	<0.0003	<0.0003	<0.0005	<0.0005	<0.0005	<0.0005	<0.001	<0.001
Ethylbenzene	*0.7*	*0.7*	<0.0003	<0.0003	<0.0003	<0.0003	<0.0003	<0.0003	<0.0003	<0.0003	<0.0003	<0.0005	<0.0005	<0.0005	<0.0005	<0.0011	<0.0011
Methylene chloride	*0.005*	*0.005*	<0.001	<0.001	<0.001	<0.001	<0.001	<0.001	<0.001	<0.001	<0.001	<0.0005	<0.0005	<0.0005	<0.0005	<0.0013	<0.0013
Toluene	*1*	*1*	<0.0002	<0.0002	<0.0002	<0.0002	<0.0002	<0.0002	<0.0002	<0.0002	<0.0002	<0.0005	<0.0005	<0.0005	<0.0005	<0.001	<0.001
Vinyl chloride	*0.002*	*0.002*													<0.0005	<0.001	<0.001
Xylenes (total)	*10*	*10*	<0.0003	<0.0003	<0.0003	<0.0003	<0.0003	<0.0003	<0.0003	<0.0003	<0.0003	<0.001	<0.001	<0.001	<0.001	<0.0031	<0.0031
Semivolatile Organic Compounds																	
1,2-Diphenylhydrazine	*0.0011*	*0.0026*	<0.000021	<0.000021	<0.000021	<0.000021	0.000093 J	<0.000021	<0.000021	<0.000021	<0.000021	<0.0001	<0.0001	<0.0001	<0.0001	<0.00005	<0.00005
2,4-Dimethylphenol	*0.49*	*1.5*	<0.00004	<0.00004	<0.00004	<0.00004	<0.00004	<0.00013	<0.00004	<0.00004	<0.00004	<0.00008	<0.00008	<0.00008	<0.00008	<0.00005	<0.00005
2,4-Dinitrotoluene	*0.0013*	*0.003*	<0.000058	<0.000058	<0.000058	<0.000058	<0.000058	<0.000058	<0.000058	<0.000058	<0.000058	<0.00009	<0.00009	<0.00009	<0.00009	<0.00005	<0.00005
2,6-Dinitrotoluene	*0.0013*	*0.003*	<0.000042	<0.000042	<0.000042	<0.000042	<0.000042	<0.000042	<0.000042	<0.000042	<0.000042	<0.00007	<0.00007	<0.00007	<0.00007	<0.00006	<0.00006
2-Chloronaphthalene	*2*	*5.8*	<0.000021	<0.000021	<0.000021	<0.000021	<0.000021	<0.000021	<0.000021	<0.000021	<0.000021	<0.00012	<0.0001	<0.0001	<0.0001	<0.00005	<0.00005
2-Methylnaphthalene	*0.098*	*0.29*	<0.000019	<0.000019	<0.000019	<0.000019	<0.000019	0.000058 J	0.000019 J	<0.000019	<0.000019	0.00028	<0.00007	<0.00007	<0.00007	<0.00005	<0.00005
4,6-Dinitro-2-methylphenol	*0.0024*	*0.0073*	<0.00002	<0.00002	<0.00002	<0.00002	<0.00002	<0.00002	<0.00002	<0.00002	<0.00002	<0.00008	<0.00008	<0.00008	<0.00008	<0.00008	<0.00008
4-Nitrophenol	*0.049*	*0.15*	<0.000047	<0.000047	<0.000047	<0.000047	<0.000047	<0.000047	<0.000047	<0.000047	<0.000047	<0.00007	<0.00007	<0.00007	<0.00007	<0.00005	<0.00005
Acenaphthene	*1.5*	*4.4*	<0.000027	<0.000027	<0.000027	<0.000027	<0.000027	<0.000027	<0.000027	<0.000027	<0.000027	0.00045	<0.00009	<0.00009	<0.00009	<0.00005	<0.00005
Acenaphthylene	*1.5*	*4.4*	<0.000015	<0.000015	<0.000015	<0.000015	<0.000015	<0.000015	<0.000015	<0.000015	<0.000015	<0.00006	<0.00007	<0.00007	<0.00007	<0.00005	<0.00005
Anthracene	*7.3*	*22*	<0.000014	<0.000014	<0.000014	<0.000014	<0.000014	<0.000014	<0.000014	<0.000014	<0.000014	0.00034	<0.00007	<0.00007	<0.00007	<0.00005	<0.00005
Benzo(a)anthracene	*0.0091*	*0.02*	<0.00005	<0.00005	<0.00005	<0.00005	<0.00005	<0.00005	<0.00005	<0.00005	<0.00005	<0.00007	<0.00007	<0.00007	<0.00007	<0.00005	<0.00005
Benzo(a)pyrene	*0.0002*	*0.0002*	<0.00002	<0.00002	<0.00002	<0.00002	<0.00002	<0.00002	<0.00002	<0.00002	<0.00002	<0.00008	<0.00008	<0.00008	<0.00008	<0.00005	<0.00005
bis(2-Chloroethoxy)methane	*0.00083*	*0.0019*	<0.00003	<0.00003	<0.00003	<0.00003	<0.00003	<0.00003	<0.00003	<0.00003	<0.00003	<0.00009	<0.00009	<0.00009	<0.00009	<0.00005	<0.00005
bis(2-Ethylhexyl)phthalate (DEHP)	*0.006*	*0.006*	<0.000037	0.00025	0.00025	<0.00019	<0.00015	0.00012 J	0.000058 J	0.000081 J	0.000075 J	0.002	<0.0025	<0.0002	0.0031	<0.00017	0.00023
Chrysene	*0.91*	*2*	<0.000021	<0.000021	<0.000021	<0.000021	<0.000021	<0.000021	<0.000021	<0.000021	<0.000021	<0.00007	<0.00007	<0.00007	<0.00007	<0.00005	<0.00005
Dibenzofuran	*0.098*	*0.29*	<0.00002	<0.00002	<0.00002	<0.00002	<0.00002	<0.00002	<0.00002	<0.00002	<0.00002	0.00035	<0.00008	<0.00008	<0.00008	<0.00005	<0.00005
Di-n-butylphthalate (DBP)	*2.4*	*7.3*	<0.00002	<0.00002	<0.00002	<0.000047	<0.00005	<0.00002	<0.00002	0.000046 J	<0.00002	0.0023	<0.00007	<0.00007	<0.00007	<0.00005	<0.00005
Fluoranthene	*0.98*	*2.9*	<0.00001	<0.00001	<0.00001	<0.00001	<0.00001	<0.00001	<0.00001	<0.00001	<0.00001	0.00039	<0.00007	0.0003	0.00029	<0.00005	0.00028
Fluorene	*0.98*	*2.9*	<0.00003	<0.00003	<0.00003	<0.00003	<0.00003	<0.00003	<0.00003	<0.00003	<0.00003	0.00044	<0.00007	<0.00007	<0.00007	<0.00005	0.00016 J
Naphthalene	*0.49*	*1.5*	<0.00002	<0.000099	<0.000049	<0.00002	<0.000047	<0.00066	<0.00021	<0.00002	<0.00002	0.0095	<0.0001	0.0015	<0.0001	<0.00005	<0.00005
Nitrobenzene	*0.049*	*0.15*	<0.000024	<0.000024	<0.000024	<2.4E-05 J	0.00013 J	0.000068 J	<2.4E-05 J	<0.000024	<0.000024	<0.00009	<0.00009	<0.00009	<0.00009	<0.00005	<0.00005
N-Nitrosodiphenylamine	*0.19*	*0.42*	<0.000025	<0.000025	<0.000025	<0.000025	<0.000025	<0.000025	<0.000025	<0.000025	<0.000025	<0.00009	<0.00009	<0.00009	<0.00009	<0.00005	<0.00005
Pentachlorophenol	*0.001*	*0.001*	<0.000079	<0.000079	<0.000079	<0.000079	<0.000079	<0.000079	<0.000079	<0.000079	<0.000079	<0.00008	<0.00008	<0.00008	<0.00008	<0.00005	<0.00005
Phenanthrene	*0.73*	*2.2*	<0.000021	<0.000021	<0.000021	<0.000021	<0.000021	<0.000021	<0.000021	<0.000021	<0.000021	0.0011	<0.00007	<0.00007	<0.00007	<0.00005	<0.00005
Phenol	*7.3*	*22*	<0.000035	<0.000035	<0.000035	<0.000035	0.000043 J	<0.00005	<0.000035	<0.000035	<0.000035	<0.00007	<0.00007	<0.00007	<0.00007	<0.00005	<0.00005
Pyrene	*0.73*	*2.2*	<0.000019	<0.000019	<0.000019	<0.000019	<0.000019	<0.000019	<0.000019	<0.000019	<0.000019	0.00029	<0.00007	0.0002 J	0.00079	<0.00005	0.0013
Metals																	
Arsenic	*0.01*	*0.01*	0.000478 J	0.00111 J	0.00113 J	0.0004	<0.0004	0.00712	0.00787	0.00172 J	0.00149 J						

Notes:

1. All values in milligrams per liter (mg/L).
2. Concentrations > RAL and non-detects are highlighted light gray.
3. Concentrations > C/I AL and non-detects are highlighted dark gray
4. TRRP Protective Concentration Limits (PCLs) (30 TAC §350, Table 3), updated January 2021.
5. RAL = Residential Assessment Level, C/I = Commercial/Industrial
6. J = Estimated value, < = not detected at the specified detection limit.
7. MW-32A was screened in the B-CZ & replaced with MW-32AR
8. Based on historical data, MW-25A and MW-25C were likely mislabeled in March 2018 and results are provided correctly in this table.

TABLE 2
ANALYTICAL RESULTS SUMMARY (2008 - 2022)
CLASS 2 GROUNDWATER
HOUSTON, TX - WOOD PRESERVING WORKS

	Residential Assessment Level	***C/I PCL***	MW-60A 07/23/2012	MW-60A 02/14/2013	MW-60A 04/02/2013	MW-60A 08/02/2013	MW-60A 01/15/2014	MW-60A 07/16/2014	MW-60A 02/08/2018	MW-60A 03/20/2018	MW-60A 05/25/2018	MW-60A 01/11/2019	MW-60A 07/17/2019	MW-60AR 03/20/2020	MW-60AR 06/01/2020	MW-60AR 07/20/2020
Volatile Organic Compounds																
1,2-Dichloroethane	*0.005*	*0.005*	<0.0005		<0.00014	<0.00014	<0.0002	<0.00014	<0.0002	<0.0002	<0.0002	<0.0002	<0.0002	<0.0002	<0.0002	<0.0002
Benzene	*0.005*	*0.005*	<0.0005		<0.00008	<0.00008	<0.0002	<0.00008	<0.0002	<0.0002	<0.0002	<0.0002	<0.0002	<0.0002	<0.0002	<0.0002
Chlorobenzene	*0.1*	*0.1*	<0.0005		<0.00012	<0.00012	<0.00018	<0.00012	<0.0003	<0.0003	<0.0003	<0.0003	<0.0003	<0.0003	<0.0003	<0.0003
Ethylbenzene	*0.7*	*0.7*	<0.0005		<0.00011	<0.00011	<0.00019	<0.00011	<0.0003	<0.0003	<0.0003	<0.0003	<0.0003	<0.0003	<0.0003	<0.0003
Methylene chloride	*0.005*	*0.005*	<0.001		<0.00015	<0.00015	<0.00022	<0.00015	<0.001	<0.001	<0.001	<0.001	<0.001	<0.001	<0.001	<0.001
Toluene	*1*	*1*	<0.0005		<0.00015	<0.00015	<0.00017	<0.00015	<0.0002	<0.0002	<0.0002	<0.0002	<0.0002	<0.0002	<0.0002	<0.0002
Vinyl chloride	*0.002*	*0.002*	<0.0005		<0.00011	<0.00011	<0.00018	<0.00011	<0.0002	<0.0002	<0.0002	<0.0002	<0.0002			
Xylenes (total)	*10*	*10*	<0.0015		<0.00026	<0.00026	<0.00058	<0.00026	<0.0003	<0.0003	<0.0003	<0.0003	<0.0003	<0.0003	<0.0003	<0.0003
Semivolatile Organic Compounds																
1,2-Diphenylhydrazine	*0.0011*	*0.0026*	<0.00005	<0.00038	<0.000106	<0.000105	<0.000104	<0.000104	<0.000021	<0.000021	<0.000021	<0.000021	<0.000021	<0.000021	<0.000021	<0.000021
2,4-Dimethylphenol	*0.49*	*1.5*	0.001	<0.00018	<0.000298	<0.000295	<0.000292	<0.000292	<0.00004	<0.000041	<0.00004	<0.00004	<0.00004	<0.00004	<0.00004	<0.00004
2,4-Dinitrotoluene	*0.0013*	*0.003*	<0.00005	<0.00032	<0.000125	<0.000124	<0.000123	<0.000123	<0.000058	<0.000059	<0.000058	<0.000058	<0.000058	<0.000058	<0.000058	<0.000058
2,6-Dinitrotoluene	*0.0013*	*0.003*	<0.00006	<0.00029	<0.0000769	<0.0000762	<0.0000755	<0.0000755	<0.000042	<0.000043	<0.000042	<0.000042	<0.000042	<0.000042	<0.000042	<0.000042
2-Chloronaphthalene	*2*	*5.8*	<0.00005	<0.00019	<0.0000769	<0.0000762	<0.0000755	<0.0000755	<0.000021	<0.000021	<0.000021	<0.000021	<0.000021	<0.000021	<0.000021	<0.000021
2-Methylnaphthalene	*0.098*	*0.29*	0.0021	0.000146 J	<0.0000673	<0.0000667	0.000143 J	0.000516	<0.000019	<0.000019	<0.000019	<0.000019	0.000072 J	<0.000019	<0.000019	<0.000019
4,6-Dinitro-2-methylphenol	*0.0024*	*0.0073*	<0.00008	<0.00016	<0.000798	<0.00079	<0.000783	<0.000783	<0.00002	<0.00002	<0.00002	<0.00002	<0.00002	<0.00002	<0.00002	<0.00002
4-Nitrophenol	*0.049*	*0.15*	<0.00005	<0.00033	<0.000538	<0.000533	<0.000528	<0.000528	<0.000047	<0.000048	<0.000047	<0.000047	<0.000047	<0.000047	<0.000047	<0.000047
Acenaphthene	*1.5*	*4.4*	0.0012	<0.00016	<0.0000769	<0.0000762	0.000157 J	0.000167 J	<0.000027	<0.000028	<0.000027	<0.000027	<0.000027	<0.000027	<0.000027	<0.000027
Acenaphthylene	*1.5*	*4.4*	<0.00005	<0.00016	<0.0000577	<0.0000571	<0.0000566	<0.0000566	<0.000015	<0.000015	<0.000015	<0.000015	<0.000015	<0.000015	<0.000015	<0.000015
Anthracene	*7.3*	*22*	0.00027	<0.00044	<0.0000481	0.0000883 J	0.000158 J	<0.0000472	<0.000014	<0.000014	<0.000014	<0.000014	<0.000014	<0.000014	0.000095 J	0.000019 J
Benzo(a)anthracene	*0.0091*	*0.02*	<0.00005	<0.00025	<0.0000769	<0.0000762	<0.0000755	<0.0000755	<0.00005	<0.000051	<0.00005	<0.00005	<0.00005	<0.00005	<0.00005	<0.00005
Benzo(a)pyrene	*0.0002*	*0.0002*	<0.00005	<0.00013	<0.0000769	<0.0000762	<0.0000755	<0.0000755	<0.00002	<0.00002	<0.00002	<0.00002	<0.00002	<0.00002	<0.00002	<0.00002
bis(2-Chloroethoxy)methane	*0.00083*	*0.0019*	<0.00005	<0.00019	<0.000125	<0.000124	<0.000123	<0.000123	<0.00003	<0.000031	<0.00003	<0.00003	<0.00003	<0.00003	<0.00003	<0.00003
bis(2-Ethylhexyl)phthalate (DEHP)	*0.006*	*0.006*	<0.0001	<0.00059	<0.000356	<0.000352	<0.000349	<0.000349	<0.000037	<0.000038	0.000076 J	<0.000092	<0.00055	0.000063 J	0.000077 J	<0.000037
Chrysene	*0.91*	*2*	<0.00005	<0.00024	<0.0000769	<0.0000762	<0.0000755	<0.0000755	<0.000021	<0.000021	<0.000021	<0.000021	<0.000021	<0.000021	<0.000021	<0.000021
Dibenzofuran	*0.098*	*0.29*	0.00099	<0.00016	<0.0000769	<0.0000762	0.000145 J	0.000116 J	<0.00002	<0.00002	<0.00002	<0.00002	<0.00002	<0.00002	<0.00002	<0.00002
Di-n-butylphthalate (DBP)	*2.4*	*7.3*	<0.000076	<0.00187	<0.000106	<0.000105	<0.000104	<0.000104	<0.00002	<0.00002	<0.00002	0.000064 J	0.000075 J	<0.00002	0.0002	<0.00002
Fluoranthene	*0.98*	*2.9*	0.0003	<0.00031	<0.0000673	<0.0000667	0.0000894 J	<0.000066	<0.00001	<0.00001	<0.00001	<0.00001	<0.00001	<0.00001	<0.00001	0.000013 J
Fluorene	*0.98*	*2.9*	0.00089	<0.00012	<0.0000673	<0.0000667	0.000162 J	<0.000066	<0.00003	0.000054 J	<0.00003	<0.00003	<0.00003	<0.00003	<0.00003	<0.00003
Naphthalene	*0.49*	*1.5*	0.025	0.00043 J	<0.0000769	<0.0000762	0.000668 J	0.00653	<0.00002	<0.00002	<0.00002	<0.00002	<0.00013	<0.00002	<0.00002	<0.00002
Nitrobenzene	*0.049*	*0.15*	<0.00005	<0.0002	<0.000106	<0.000105	<0.000104	<0.000104	<0.000024	<0.000024	<0.000024	<0.000024	<0.000024	<0.000024	<0.000024	<0.000024
N-Nitrosodiphenylamine	*0.19*	*0.42*	<0.00005	<0.00033	<0.0000962	<0.0000952	<0.0000943	<0.0000943	<0.000025	<0.000026	<0.000025	<0.000025	<0.000025	<0.000025	<0.000025	<0.000025
Pentachlorophenol	*0.001*	*0.001*	<0.00005	<0.00096	<0.000587	<0.000581	<0.000575	<0.000575	<0.000079	<0.000081	<0.000079	<0.000079	<0.000079	<0.000079	<0.000079	<0.000079
Phenanthrene	*0.73*	*2.2*	0.0015	<0.00029	<0.0000577	<0.0000571	0.000345 J	<0.0000566	<0.000021	<0.000021	<0.000021	<0.000021	<0.000021	<0.000021	<0.000021	<0.000021
Phenol	*7.3*	*22*	<0.00005	0.000275 J	<0.0000385	<0.0000381	<0.0000377	<0.0000377	<0.000035	<0.000036	<0.000035	<0.000035	<0.000035	<0.000035	<0.000035	<0.000035
Pyrene	*0.73*	*2.2*	0.00033	<0.00033	<0.000106	<0.000105	<0.000104	<0.000104	<0.000019	<0.000019	<0.000019	<0.000019	<0.000019	<0.000019	<0.000019	<0.000019
Metals																
Arsenic	*0.01*	*0.01*							0.000649 J	0.000706 J	0.000636 J	0.00453	0.00044 J	0.00189 J	0.00369	0.0037

Notes:

1. All values in milligrams per liter (mg/L).
2. Concentrations > RAL and non-detects are highlighted light gray.
3. Concentrations > C/I AL and non-detects are highlighted dark gray
4. TRRP Protective Concentration Limits (PCLs) (30 TAC §350, Table 3), updated January 2021.
5. RAL = Residential Assessment Level, C/I = Commercial/Industrial
6. J = Estimated value, < = not detected at the specified detection limit.
7. MW-32A was screened in the B-CZ & replaced with MW-32AR
8. Based on historical data, MW-25A and MW-25C were likely mislabeled in March 2018 and results are provided correctly in this table.

TABLE 2
ANALYTICAL RESULTS SUMMARY (2008 - 2022)
CLASS 2 GROUNDWATER
HOUSTON, TX - WOOD PRESERVING WORKS

	Residential Assessment Level	*C/I PCL*	MW-60AR 01/14/2021	MW-60AR 07/08/2021	MW-60AR 01/11/2022	MW-61A 02/03/2009	MW-61A 01/20/2010	MW-61A 07/01/2010	MW-61A 01/27/2011	MW-61A 07/21/2011	MW-61A 02/07/2012	MW-61A 07/27/2012	MW-61A 04/02/2013	MW-61A 08/01/2013	MW-61A 01/23/2014	MW-61A 08/28/2014
Volatile Organic Compounds																
1,2-Dichloroethane	*0.005*	*0.005*	<0.0002	<0.0002	<0.0002	<0.0005	<0.0005	<0.0005	<0.0005	<0.001	<0.001	<0.0005	<0.00014	<0.00014	<0.0002	<0.00014
Benzene	*0.005*	*0.005*	<0.0002	<0.0002	<0.0002	<0.0005	<0.0005	<0.0005	<0.0005	<0.001	<0.001	<0.0005	<0.00008	<0.00008	<0.0002	<0.00008
Chlorobenzene	*0.1*	*0.1*	<0.0003	<0.0003	<0.0003	<0.0005	<0.0005	<0.0005	<0.0005	<0.001	<0.001	<0.0005	<0.00012	<0.00012	<0.00018	<0.00012
Ethylbenzene	*0.7*	*0.7*	<0.0003	<0.0003	<0.0003	<0.0005	<0.0005	<0.0005	<0.0005	<0.0011	<0.0011	<0.0005	<0.00011	<0.00011	<0.00019	<0.00011
Methylene chloride	*0.005*	*0.005*	<0.001	<0.001	<0.001	<0.0005	<0.0005	<0.0005	<0.0005	<0.0013	<0.0013	<0.001	<0.00015	<0.00015	<0.00022	<0.00015
Toluene	*1*	*1*	<0.0002	<0.0002	<0.0002	<0.0005	<0.0005	<0.0005	<0.0005	<0.001	<0.001	<0.0005	<0.00015	<0.00015	<0.00017	<0.00015
Vinyl chloride	*0.002*	*0.002*								<0.001	<0.001	<0.0005	<0.00011	<0.00011	<0.00018	<0.00011
Xylenes (total)	*10*	*10*	<0.0003	<0.0003	<0.0003	<0.001	<0.001	<0.001	<0.001	<0.0031	<0.0031	<0.0015	<0.00026	<0.00026	<0.00058	<0.00026
Semivolatile Organic Compounds																
1,2-Diphenylhydrazine	*0.0011*	*0.0026*	<0.000021	<0.000021	<0.000021	<0.0001	<0.0001	<0.0001	<0.0001	<0.00005	<0.00005	<0.00005	<0.000106	<0.000105	<0.000104	<0.00011
2,4-Dimethylphenol	*0.49*	*1.5*	<0.00004	<0.00004	0.00011 J	<0.00008	<0.00008	<0.00008	<0.00008	<0.00005	<0.00005	<0.00005	<0.000298	<0.000295	<0.000292	<0.00031
2,4-Dinitrotoluene	*0.0013*	*0.003*	<0.000058	<0.000058	<0.000058	<0.00009	<0.00009	<0.00009	<0.00009	<0.00005	<0.00005	<0.00005	<0.000125	<0.000124	<0.000123	<0.00013
2,6-Dinitrotoluene	*0.0013*	*0.003*	<0.000042	<0.000042	<0.000042	<0.00007	<0.00007	<0.00007	<0.00007	<0.00006	<0.00006	<0.00006	<0.0000769	<0.0000762	<0.0000755	<0.00008
2-Chloronaphthalene	*2*	*5.8*	<0.000021	<0.000021	<0.000021	<0.00012	<0.0001	<0.0001	<0.0001	<0.00005	<0.00005	<0.00005	<0.0000769	<0.0000762	<0.0000755	<0.00008
2-Methylnaphthalene	*0.098*	*0.29*	<0.000019	<0.000019	<0.000019	0.00041	<0.00007	<0.00007	<0.00007	<0.00005	<0.00005	<0.00005	<0.0000673	<0.0000667	<0.000066	<0.00007
4,6-Dinitro-2-methylphenol	*0.0024*	*0.0073*	<0.00002	<0.00002	<0.00002	<0.00008	<0.00008	<0.00008	<0.00008	<0.00008	<0.00008	<0.00008	<0.000798	<0.00079	<0.000783	<0.00083
4-Nitrophenol	*0.049*	*0.15*	<0.000047	<0.000047	<0.000047	<0.00007	<0.00007	<0.00007	<0.00007	<0.00005	<0.00005	<0.00005	<0.000538	<0.000533	<0.000528	<0.00056
Acenaphthene	*1.5*	*4.4*	<0.000027	0.000071 J	0.000037 J	0.00017 J	<0.00009	<0.00009	<0.00009	<0.00005	<0.00005	<0.00005	<0.0000769	<0.0000762	<0.0000755	<0.00008
Acenaphthylene	*1.5*	*4.4*	<0.000015	<0.000015	<0.000015	<0.00006	<0.00007	<0.00007	<0.00007	<0.00005	<0.00005	<0.00005	<0.0000577	<0.0000571	<0.0000566	<0.00006
Anthracene	*7.3*	*22*	<0.000014	0.00002 J	<0.000014	<0.00007	<0.00007	<0.00007	<0.00007	<0.00005	<0.00005	<0.00005	<0.0000481	<0.0000476	<0.000434	<0.00005
Benzo(a)anthracene	*0.0091*	*0.02*	<0.00005	<0.00005	<0.00005	<0.00007	<0.00007	<0.00007	<0.00007	<0.00005	<0.00005	<0.00005	<0.0000769	<0.0000762	<0.0000755	<0.00008
Benzo(a)pyrene	*0.0002*	*0.0002*	<0.00002	<0.00002	<0.00002	<0.00008	<0.00008	<0.00008	<0.00008	<0.00005	<0.00005	<0.00005	<0.0000769	<0.0000762	<0.0000755	<0.00008
bis(2-Chloroethoxy)methane	*0.00083*	*0.0019*	<0.00003	<0.00003	<0.00003	<0.00009	<0.00009	<0.00009	<0.00009	<0.00005	<0.00005	<0.00005	<0.000125	<0.000124	<0.000123	<0.00013
bis(2-Ethylhexyl)phthalate (DEHP)	*0.006*	*0.006*	<0.00013	<0.00023	0.00015 J	0.0017	<0.002	<0.0021	<0.0002	0.00023	0.00038	0.00027	<0.000356	<0.000352	0.00163 J	0.000536 J
Chrysene	*0.91*	*2*	<0.000021	<0.000021	<0.000021	<0.00007	<0.00007	<0.00007	<0.00007	<0.00005	<0.00005	<0.00005	<0.0000769	<0.0000762	<0.0000755	<0.00008
Dibenzofuran	*0.098*	*0.29*	<0.00002	0.000071 J	<0.00002	<0.00008	<0.00008	<0.00008	<0.00008	<0.00005	<0.00005	<0.00005	<0.0000769	<0.0000762	<0.0000755	<0.00008
Di-n-butylphthalate (DBP)	*2.4*	*7.3*	<0.00002	0.000029 J	<0.00002	0.011	<0.00007	<0.00007	<0.00007	<0.00005	<0.00005	<0.00005	<0.000106	<0.000105	<0.000827	<0.00011
Fluoranthene	*0.98*	*2.9*	<0.00001	<0.00001	<0.00001	<0.00007	<0.00007	<0.00007	<0.00007	<0.00005	<0.00005	<0.00005	<0.0000673	<0.0000667	0.0000806 J	<0.00007
Fluorene	*0.98*	*2.9*	<0.00003	0.000068 J	0.000032 J	0.00011 J	<0.00007	<0.00007	<0.00007	<0.00005	<0.00005	<0.00005	<0.0000673	<0.0000667	<0.000066	<0.00007
Naphthalene	*0.49*	*1.5*	<0.00002	0.00004 J	<0.00014	0.0066	<0.0001	<0.00018	<0.0001	<0.00005	<0.00005	<0.00005	<0.0000769	<0.00012	<0.000668	<0.00008
Nitrobenzene	*0.049*	*0.15*	<0.000024	<0.000024	<0.000024	<0.00009	<0.00009	<0.00009	<0.00009	<0.00005	<0.00005	<0.00005	<0.000106	<0.000105	<0.000104	<0.00011
N-Nitrosodiphenylamine	*0.19*	*0.42*	<0.000025	<0.000025	<0.000025	<0.00009	<0.00009	<0.00009	<0.00009	<0.00005	<0.00005	<0.00005	<0.0000962	<0.0000952	<0.0000943	<0.0001
Pentachlorophenol	*0.001*	*0.001*	<0.000079	<0.000079	<0.000079	<0.00008	<0.00008	<0.00032	<0.00008	<0.00005	<0.00005	<0.00005	<0.000587	<0.000581	<0.000575	<0.00061
Phenanthrene	*0.73*	*2.2*	<0.000021	0.000056 J	<0.000021	0.00021	<0.00007	<0.00007	<0.00007	<0.00005	<0.00005	0.00016 J	<0.0000577	0.0000586 J	<0.00046	<0.00006
Phenol	*7.3*	*22*	<0.000035	<0.000035	<0.000035	<0.00007	<0.00007	<0.00007	<0.00007	<0.00005	<0.00005	<0.00005	<0.0000385	<0.0000381	<0.0000377	<0.00004
Pyrene	*0.73*	*2.2*	<0.000019	<0.000019	<0.000019	<0.00007	<0.00007	<0.00007	<0.00007	<0.00005	<0.00005	<0.00005	<0.000106	<0.000105	<0.000104	<0.00011
Metals																
Arsenic	*0.01*	*0.01*	0.00177 J	<0.000872	0.001 J											

Notes:
1. All values in milligrams per liter (mg/L).
2. Concentrations > RAL and non-detects are highlighted light gray.
3. Concentrations > C/I AL and non-detects are highlighted dark gray
4. TRRP Protective Concentration Limits (PCLs) (30 TAC §350, Table 3), updated January 2021.
5. RAL = Residential Assessment Level, C/I = Commercial/Industrial
6. J = Estimated value, < = not detected at the specified detection limit.
7. MW-32A was screened in the B-CZ & replaced with MW-32AR
8. Based on historical data, MW-25A and MW-25C were likely mislabeled in March 2018 and results are provided correctly in this table.

TABLE 2
ANALYTICAL RESULTS SUMMARY (2008 - 2022)
CLASS 2 GROUNDWATER
HOUSTON, TX - WOOD PRESERVING WORKS

	Residential Assessment Level	***C/I PCL***	MW-61A 02/08/2018	MW-61A 03/20/2018	MW-61A 05/25/2018	MW-61A 01/23/2019	MW-61A 07/17/2019	MW-61A 01/16/2020	MW-61A 07/20/2020	MW-61A 01/27/2021	MW-61A 07/19/2021	MW-61A 01/12/2022	MW-62B 02/04/2009	MW-62B 01/21/2010	MW-62B 07/14/2010	MW-62B 01/27/2011
Volatile Organic Compounds																
1,2-Dichloroethane	*0.005*	*0.005*	<0.0002	<0.0002	<0.0002	<0.0002	<0.0002	<0.0002	<0.0002	<0.0002	<0.0002	<0.0002	<0.0005	<0.0005	<0.0005	<0.0005
Benzene	*0.005*	*0.005*	<0.0002	<0.0002	<0.0002	<0.0002	<0.0002	<0.0002	<0.0002	<0.0002	<0.0002	<0.0002	<0.0005	<0.0005	<0.0005	<0.0005
Chlorobenzene	*0.1*	*0.1*	<0.0003	<0.0003	<0.0003	<0.0003	<0.0003	<0.0003	<0.0003	<0.0003	<0.0003	<0.0003	<0.0005	<0.0005	<0.0005	<0.0005
Ethylbenzene	*0.7*	*0.7*	<0.0003	<0.0003	<0.0003	<0.0003	<0.0003	<0.0003	<0.0003	<0.0003	<0.0003	<0.0003	0.00071 J	<0.0005	<0.0005	<0.0005
Methylene chloride	*0.005*	*0.005*	<0.001	<0.001	<0.001	<0.001	<0.001	<0.001	<0.001	<0.001	<0.001	<0.001	<0.0005	<0.0005	<0.0005	<0.0005
Toluene	*1*	*1*	<0.0002	<0.0002	<0.0002	<0.0002	<0.0002	<0.0002	<0.0002	<0.0002	<0.0002	<0.0002	<0.0005	<0.0005	<0.0005	<0.0005
Vinyl chloride	*0.002*	*0.002*	<0.0002	<0.0002	<0.0002	<0.0002	<0.0002	<0.0002	<0.0002							
Xylenes (total)	*10*	*10*	<0.0003	<0.0003	<0.0003	<0.0003	<0.0003	<0.0003	<0.0003	<0.0003	<0.0003	<0.0003	<0.001	<0.001	<0.001	<0.001
Semivolatile Organic Compounds																
1,2-Diphenylhydrazine	*0.0011*	*0.0026*	<0.000021	<0.000021	<0.000021	<0.000021	<0.000021	<0.000021	<0.000021	<0.000021	<0.000021	<0.000021	<0.0001	<0.0001	<0.0001	<0.0001
2,4-Dimethylphenol	*0.49*	*1.5*	<0.00004	<0.00004	<0.00004	<0.00004	<0.00004	<0.00004	<0.00004	<0.00004	<0.00004	<0.00004	<0.00008	<0.00008	<0.00008	<0.00008
2,4-Dinitrotoluene	*0.0013*	*0.003*	<0.000058	<0.000059	<0.000058	<0.000058	<0.000058	<0.000058	<0.000058	<0.000058	<0.000058	<0.000058	<0.00009	<0.00009	<0.00009	<0.00009
2,6-Dinitrotoluene	*0.0013*	*0.003*	<0.000042	<0.000042	<0.000042	<0.000042	<0.000042	<0.000042	<0.000042	<0.000042	<0.000042	<0.000042	<0.00007	<0.00007	<0.00007	<0.00007
2-Chloronaphthalene	*2*	*5.8*	<0.000021	<0.000021	0.000021 J	<0.000021	<0.000021	<0.000021	<0.000021	<0.000021	<0.000021	<0.000021	<0.00012	<0.0001	<0.0001	<0.0001
2-Methylnaphthalene	*0.098*	*0.29*	<0.000019	<0.000019	0.000019 J	<0.000019	<0.000019	<0.000019	<0.000019	<0.000019	<0.000019	<0.000019	0.00012 J	0.0016	0.00064	<0.00007
4,6-Dinitro-2-methylphenol	*0.0024*	*0.0073*	<0.00002	<0.00002	<0.00002	<0.00002	<0.00002	<0.00002	<0.00002	<0.00002	<0.00002	<0.00002	<0.00008	<0.00008	<0.00008	<0.00008
4-Nitrophenol	*0.049*	*0.15*	<0.000047	<0.000047	<0.000047	<0.000047	<0.000047	<0.000047	<0.000047	<0.000047	<0.000047	<0.000047	<0.00007	<0.00007	<0.00007	<0.00007
Acenaphthene	*1.5*	*4.4*	<0.000027	<0.000027	0.000027 J	<0.000027	<0.000027	<0.000052	<0.000027	<0.000027	0.000097 J	<0.000027	0.0078	0.039	0.00041	<0.00009
Acenaphthylene	*1.5*	*4.4*	<0.000015	<0.000015	0.000015 J	<0.000015	<0.000015	<0.000015	<0.000015	<0.000015	<0.000015	<0.000015	<0.00006	0.00066	<0.00007	<0.00007
Anthracene	*7.3*	*22*	<0.000014	<0.000014	<0.000014	<0.000014	<0.000014	<0.000014	0.000024 J	<0.000014	0.000035 J	<0.000014	0.00024	0.0011	<0.00007	<0.00007
Benzo(a)anthracene	*0.0091*	*0.02*	<0.00005	<0.000051	<0.00005	<0.00005	<0.00005	<0.00005	<0.00005	<0.00005	<0.00005	<0.00005	<0.00007	<0.00007	<0.00007	<0.00007
Benzo(a)pyrene	*0.0002*	*0.0002*	<0.00002	<0.00002	<0.00002	<0.00002	<0.00002	<0.00002	<0.00002	<0.00002	0.000047 J	<0.00002	<0.00008	<0.00008	<0.00008	<0.00008
bis(2-Chloroethoxy)methane	*0.00083*	*0.0019*	<0.00003	<0.00003	<0.00003	<0.00003	<0.00003	<0.00003	<0.00003	<0.00003	<0.00003	<0.00003	<0.00009	<0.00009	<0.00009	<0.00009
bis(2-Ethylhexyl)phthalate (DEHP)	*0.006*	*0.006*	<0.000037	<0.000037	0.000054 J	<0.000037	<0.00037	0.000081 J	0.0003	<0.0002	0.000082 J	0.00011 J	0.00041	<0.00098	0.0016	0.00022
Chrysene	*0.91*	*2*	<0.000021	<0.000021	<0.000021	<0.000021	<0.000021	<0.000021	<0.000021	<0.000021	0.000063	<0.000021	<0.00007	<0.00007	<0.00007	<0.00007
Dibenzofuran	*0.098*	*0.29*	<0.00002	<0.00002	0.00002 J	<0.00002	<0.00002	<0.00002	<0.00002	<0.00002	<0.00002	<0.00002	0.0024	0.013	0.00034	<0.00008
Di-n-butylphthalate (DBP)	*2.4*	*7.3*	<0.00002	<0.00002	<0.00002	<0.00002	0.000056 J	<0.00002	<0.00002	0.000055 J	<0.00002	<0.00002	0.00065	<0.00007	<0.00007	<0.00007
Fluoranthene	*0.98*	*2.9*	<0.00001	<0.00001	<0.00001	<0.00001	<0.00001	<0.00006	0.00004 J	<0.00001	0.00013	0.00003 J	0.00012 J	0.0011	<0.00007	0.00014 J
Fluorene	*0.98*	*2.9*	<0.00003	<0.00003	0.00003 J	<0.00003	<0.00003	<0.00003	<0.00003	<0.00003	0.000073 J	<0.00003	0.0012	0.015	0.00016 J	<0.00007
Naphthalene	*0.49*	*1.5*	<0.00002	<0.00002	<0.00002	<0.00002	<0.00002	<0.00021	<0.000073	<0.00002	0.00008 J	<0.00002	0.0027	0.00028	0.0096	<0.0001
Nitrobenzene	*0.049*	*0.15*	<0.000024	<0.000024	<0.000024	<0.000024	<0.000024	<0.000024	<0.000024	<0.000024	<0.000024	<0.000024	<0.00009	<0.00009	<0.00009	<0.00009
N-Nitrosodiphenylamine	*0.19*	*0.42*	<0.000025	<0.000025	0.00015 J	<0.000025	<0.000025	<0.000025	<0.000025	<0.000025	<0.000025	<0.000025	<0.00009	<0.00009	<0.00009	<0.00009
Pentachlorophenol	*0.001*	*0.001*	<0.000079	<0.00008	<0.000079	<0.000079	<0.000079	<0.000079	<0.000079	<0.000079	<0.000079	<0.000079	<0.00008	<0.00008	<0.00008	<0.00008
Phenanthrene	*0.73*	*2.2*	<0.000021	<0.000021	<0.000021	<0.000021	<0.000021	<0.0001	0.000069 J	<0.000021	0.0001	<0.000021	0.00087	0.0025	0.00025	<0.00007
Phenol	*7.3*	*22*	<0.000035	<0.000035	<0.000035	<0.000035	0.00011 J	<0.000035	<0.000035	<0.000035	<0.000035	<0.000035	<0.00007	<0.00007	<0.00007	<0.00007
Pyrene	*0.73*	*2.2*	<0.000019	<0.000019	<0.000019	<0.000019	<0.000019	<0.000059	0.000028 J	<0.000019	0.00014	<0.000019	<0.00007	0.00047	<0.00007	0.000077 J
Metals																
Arsenic	*0.01*	*0.01*	0.000743 J	0.00116 J	0.00172 J	0.00069 J	0.00117 J	0.00107 J	0.000524 J	0.000739 J	<0.0004	0.000598 J				

Notes:

1. All values in milligrams per liter (mg/L).
2. Concentrations > RAL and non-detects are highlighted light gray.
3. Concentrations > C/I AL and non-detects are highlighted dark gray
4. TRRP Protective Concentration Limits (PCLs) (30 TAC §350, Table 3), updated January 2021.
5. RAL = Residential Assessment Level, C/I = Commercial/Industrial
6. J = Estimated value, < = not detected at the specified detection limit.
7. MW-32A was screened in the B-CZ & replaced with MW-32AR
8. Based on historical data, MW-25A and MW-25C were likely mislabeled in March 2018 and results are provided correctly in this table.

TABLE 2
ANALYTICAL RESULTS SUMMARY (2008 - 2022)
CLASS 2 GROUNDWATER
HOUSTON, TX - WOOD PRESERVING WORKS

	Residential Assessment Level	***C/I PCL***	MW-62B 07/27/2011	MW-62B 08/25/2011	MW-62B 02/08/2012	MW-62B 07/26/2012	MW-62B 02/11/2013	MW-62B 08/02/2013	MW-62B 01/29/2014	MW-62B 07/29/2014	MW-62B 01/24/2018	MW-62B 03/20/2018	MW-62B 05/24/2018	MW-62B 01/23/2019	MW-62B 07/16/2019	MW-62B 01/27/2020
Volatile Organic Compounds																
1,2-Dichloroethane	*0.005*	*0.005*	<0.001		<0.001	<0.0005	<0.00014	<0.00014	<0.00014	<0.00014	<0.0002	<0.0002	<0.0002	<0.0002	<0.0002	<0.0002
Benzene	*0.005*	*0.005*	0.0043 J		<0.001	0.002 J	<0.00008	<0.00008	<0.00008	<0.00008	<0.0002	<0.0002	0.0021	<0.0002	<0.0002	<0.0002
Chlorobenzene	*0.1*	*0.1*	<0.001		<0.001	<0.0005	<0.00012	<0.00012	<0.00012	<0.00012	<0.0003	<0.0003	<0.0003	<0.0003	<0.0003	<0.0003
Ethylbenzene	*0.7*	*0.7*	0.041		<0.0011	0.0021 J	<0.00011	<0.00011	<0.00011	<0.00011	<0.0003	<0.0003	0.013	<0.0003	<0.0003	<0.0003
Methylene chloride	*0.005*	*0.005*	<0.0013		<0.0013	<0.001	<0.00015	<0.00015	<0.00015	<0.00015	<0.001	<0.001	<0.001	<0.001	<0.001	<0.001
Toluene	*1*	*1*	0.0095		<0.001	0.0012 J	<0.00015	<0.00015	<0.00015	<0.00015	<0.0002	<0.0002	0.003	<0.0002	<0.0002	<0.0002
Vinyl chloride	*0.002*	*0.002*														
Xylenes (total)	*10*	*10*	0.025		<0.0031	0.0053 J	<0.00026	<0.00026	<0.00026	<0.00026	<0.0003	<0.0003	0.014	<0.0003	<0.0003	<0.0003
Semivolatile Organic Compounds																
1,2-Diphenylhydrazine	*0.0011*	*0.0026*	<0.00005		<0.00005	<0.00005	<0.0001	<0.000105	<0.000104	<0.000109	<0.000021	<0.000021	<0.000021	<0.000021	<0.000021	<0.000021
2,4-Dimethylphenol	*0.49*	*1.5*	<0.00005		<0.00005	<0.00005	<0.000282	<0.000295	<0.000292	<0.000307	<0.00004	<0.00004	<0.00004	<0.00004	<0.00004	<0.00004
2,4-Dinitrotoluene	*0.0013*	*0.003*	<0.00005		<0.00005	<0.00005	<0.000118	<0.000124	<0.000123	<0.000129	<0.000058	<0.000058	<0.000058	<0.000058	<0.000058	<0.000058
2,6-Dinitrotoluene	*0.0013*	*0.003*	<0.00006		<0.00006	<0.00006	<0.0000727	<0.0000762	<0.0000755	<0.0000792	<0.000042	<0.000042	<0.000042	<0.000042	<0.000042	<0.000042
2-Chloronaphthalene	*2*	*5.8*	<0.00005		<0.00005	<0.00005	<0.0000727	<0.0000762	<0.0000755	<0.0000792	<0.000021	<0.000021	<0.000021	<0.000021	<0.000021	0.00016 J
2-Methylnaphthalene	*0.098*	*0.29*	<0.00005		<0.00005	<0.00006	<0.000174	<0.0000667	<0.000066	<0.0000693	<0.000019	<0.000019	0.00011	<0.000019	0.000096 J	0.00011
4,6-Dinitro-2-methylphenol	*0.0024*	*0.0073*	<0.00008		<0.00008	<0.00008	<0.000755	<0.00079	<0.000783	<0.000822	<0.00002	<0.00002	<0.00002	<0.00002	<0.00002	<0.00002
4-Nitrophenol	*0.049*	*0.15*	<0.00005		<0.00005	<0.00005	<0.000509	<0.000533	<0.000528	<0.000554	<0.000047	<0.000047	<0.000047	<0.000047	<0.000047	<0.000047
Acenaphthene	*1.5*	*4.4*	0.21		0.026	0.085	0.000242 J	<0.0000762	<0.0000755	0.000235 J	0.00006 J	0.023	0.11	<0.000027	0.000099 J	0.04
Acenaphthylene	*1.5*	*4.4*	0.0026		0.0013	0.00084	0.000112 J	<0.0000571	<0.0000566	<0.0000594	0.000061 J	0.00063	0.0013	<0.000015	<0.000015	0.00029
Anthracene	*7.3*	*22*	0.013		<0.00005	0.0032	0.000723	<0.0000476	<0.0000472	0.0000699 J	0.00036	0.00051	0.0044	<0.000014	<0.000014	0.00096
Benzo(a)anthracene	*0.0091*	*0.02*	<0.00005		<0.00005	<0.00005	<0.0000727	<0.0000762	<0.0000755	<0.0000792	<0.00005	<0.00005	<0.00005	<0.00005	<0.00005	<0.00005
Benzo(a)pyrene	*0.0002*	*0.0002*	<0.00005	<0.00005	<0.00005	<0.00005	<0.0000727	<0.0000762	<0.0000755	<0.0000792	<0.00002	<0.00002	<0.00002	<0.00002	<0.00002	<0.00002
bis(2-Chloroethoxy)methane	*0.00083*	*0.0019*	<0.00005		<0.00005	<0.00005	<0.000118	<0.000124	<0.000123	<0.000129	<0.00003	<0.00003	<0.00003	<0.00003	<0.00003	<0.00003
bis(2-Ethylhexyl)phthalate (DEHP)	*0.006*	*0.006*	0.00042		<0.00029	0.00013 J	<0.000336	<0.000352	<0.000349	<0.000366	0.00026	0.00018 J	0.00013 J	<0.000037	<0.000037	0.000095 J
Chrysene	*0.91*	*2*	<0.00005		<0.00005	<0.00005	<0.0000727	<0.0000762	<0.0000755	<0.0000792	<0.000021	<0.000021	<0.000021	<0.000021	<0.000021	0.000027 J
Dibenzofuran	*0.098*	*0.29*	**0.15**	**0.23**	0.00012 J	0.038	0.000174 J	<0.0000762	<0.0000755	0.0000916 J	<0.00002	0.0031	0.048	<0.00002	0.000048 J	0.0042
Di-n-butylphthalate (DBP)	*2.4*	*7.3*	<0.00005		<0.00005	<0.000078	<0.0001	0.000107 J	<0.000104	<0.000109	<0.00002	<0.00002	<0.00002	<0.00002	<0.00002	0.00014 J
Fluoranthene	*0.98*	*2.9*	0.0079		0.00053	0.004	0.00033 J	<0.0000667	<0.000066	<0.0000693	0.00052	0.0015	0.0041	<0.00001	0.000017 J	0.002
Fluorene	*0.98*	*2.9*	0.058		0.0002	0.0087 J	<0.0000636	<0.0000667	<0.000066	0.000126 J	0.00015	0.0047	0.034	<0.00003	0.000036 J	0.011
Naphthalene	*0.49*	*1.5*	0.035		<0.00021	0.0056	<0.00129	<0.0000762	<0.0000755	<0.0000792	<0.00002	<0.00002	0.038	<0.00002	0.00028	0.001
Nitrobenzene	*0.049*	*0.15*	<0.00005		<0.00005	<0.00005	<0.0001	<0.000105	<0.000104	<0.000109	<0.000024	<0.000024	<0.000024	<0.000024	<0.000024	<0.000024
N-Nitrosodiphenylamine	*0.19*	*0.42*	<0.00005		<0.00005	<0.00005	<0.0000909	<0.0000952	<0.0000943	<0.000099	<0.000025	<0.000025	<0.000025	<0.000025	<0.000025	<0.000025
Pentachlorophenol	*0.001*	*0.001*	<0.00005		<0.00005	<0.00005	<0.000555	<0.000581	<0.000575	<0.000604	<0.000079	0.00033	<0.000079	<0.000079	<0.000079	<0.000079
Phenanthrene	*0.73*	*2.2*	0.035		0.00014 J	0.0026	<0.000472	<0.0000571	<0.0000566	<0.000144	<0.000021	0.00023	0.0083	<0.000021	0.000021 J	0.00087
Phenol	*7.3*	*22*	<0.00005		0.000053 J	<0.00005	<0.0000364	<0.0000381	<0.0000377	<0.0000396	<0.000035	<0.000035	<0.000035	<0.000035	0.00056	<0.000035
Pyrene	*0.73*	*2.2*	0.0033		0.00037	0.0021	0.000387 J	<0.000105	<0.000104	<0.000109	0.00039	0.00077	0.002	<0.000019	<0.000019	0.0013
Metals																
Arsenic	*0.01*	*0.01*									0.00842	**0.0173**	**0.028**	<0.0004	0.00194 J	**0.0161**

Notes:

1. All values in milligrams per liter (mg/L).
2. Concentrations > RAL and non-detects are highlighted light gray.
3. Concentrations > C/I AL and non-detects are highlighted dark gray
4. TRRP Protective Concentration Limits (PCLs) (30 TAC §350, Table 3), updated January 2021.
5. RAL = Residential Assessment Level, C/I = Commercial/Industrial
6. J = Estimated value, < = not detected at the specified detection limit.
7. MW-32A was screened in the B-CZ & replaced with MW-32AR
8. Based on historical data, MW-25A and MW-25C were likely mislabeled in March 2018 and results are provided correctly in this table.

TABLE 2
ANALYTICAL RESULTS SUMMARY (2008 - 2022)
CLASS 2 GROUNDWATER
HOUSTON, TX - WOOD PRESERVING WORKS

	Residential Assessment Level	*C/I PCL*	MW-62B 07/16/2020	MW-62B 01/28/2021	MW-62B 07/28/2021	MW-62B 01/24/2022	MW-64A 02/04/2009	MW-64A 01/21/2010	MW-64A 07/14/2010	MW-64A 01/27/2011	MW-64A 07/27/2011	MW-64A 02/08/2012	MW-64A 07/25/2012	MW-64A 04/01/2013	MW-64A 08/06/2013	MW-64A 01/29/2014
Volatile Organic Compounds																
1,2-Dichloroethane	*0.005*	*0.005*	<0.0002	<0.0002	<0.0002	<0.0002	<0.0005	<0.0005	<0.0005	<0.0005	<0.001	<0.001	<0.0005	<0.00014	<0.00014	<0.00014
Benzene	*0.005*	*0.005*	0.0022	<0.0002	0.0012	<0.0002	<0.0005	<0.0005	<0.0005	<0.0005	<0.001	<0.001	<0.0005	<0.00008	<0.00008	0.000154 J
Chlorobenzene	*0.1*	*0.1*	<0.0003	<0.0003	<0.0003	<0.0003	<0.0005	<0.0005	<0.0005	<0.0005	<0.001	<0.001	<0.0005	<0.00012	<0.00012	<0.00012
Ethylbenzene	*0.7*	*0.7*	0.018	<0.0003	0.0071	<0.0003	<0.0005	<0.0005	<0.0005	<0.0005	<0.0011	<0.0011	<0.0005	<0.00011	<0.00011	<0.00011
Methylene chloride	*0.005*	*0.005*	<0.001	<0.001	<0.001	<0.001	<0.0005	<0.0005	<0.0005	<0.0005	<0.0013	<0.0013	<0.001	<0.00015	<0.00015	<0.00015
Toluene	*1*	*1*	0.0052	<0.0002	0.0018	<0.0002	<0.0005	<0.0005	<0.0005	<0.0005	<0.001	<0.001	<0.0005	<0.00015	<0.00015	<0.00015
Vinyl chloride	*0.002*	*0.002*														
Xylenes (total)	*10*	*10*	0.023	<0.0003	0.0077	<0.0003	<0.001	<0.001	<0.001	<0.001	<0.0031	<0.0031	<0.0015	<0.00026	<0.00026	<0.00026
Semivolatile Organic Compounds																
1,2-Diphenylhydrazine	*0.0011*	*0.0026*	<0.000021	<0.000021	<0.000021	<0.000021	<0.0001	<0.0001	<0.0001	<0.0001	<0.00005	<0.00005	<0.00005	<0.000106	<0.00011	<0.000104
2,4-Dimethylphenol	*0.49*	*1.5*	<0.00004	<0.00004	0.00013 J	<0.00004	<0.00008	<0.00008	<0.00008	<0.00008	<0.00005	<0.00005	<0.00005	<0.000298	<0.00031	<0.000292
2,4-Dinitrotoluene	*0.0013*	*0.003*	<0.000058	<0.000058	<0.000058	<0.000058	<0.00009	<0.00009	<0.00009	<0.00009	<0.00005	<0.00005	<0.00005	<0.000125	<0.00013	<0.000123
2,6-Dinitrotoluene	*0.0013*	*0.003*	<0.000042	<0.000042	<0.000042	<0.000042	<0.00007	<0.00007	<0.00007	<0.00007	<0.00006	<0.00006	<0.00006	<0.0000769	<0.00008	<0.0000755
2-Chloronaphthalene	*2*	*5.8*	<0.000021	<0.000021	<0.000021	<0.000021	<0.00012	<0.0001	<0.0001	<0.0001	<0.00005	<0.00005	<0.00005	<0.0000769	<0.00008	<0.0000755
2-Methylnaphthalene	*0.098*	*0.29*	0.00058	<0.000019	0.00027	<0.000019	0.00014 J	<0.00007	<0.00007	<0.00007	<0.00005	0.000053 J	<0.00005	<0.0000673	<0.00007	<0.000066
4,6-Dinitro-2-methylphenol	*0.0024*	*0.0073*	<0.00002	<0.00002	<0.00002	<0.00002	<0.00008	<0.00008	<0.00008	<0.00008	<0.00008	<0.00008	<0.00008	<0.000798	<0.00083	<0.000783
4-Nitrophenol	*0.049*	*0.15*	<0.000047	<0.000047	<0.000047	<0.000047	<0.00007	<0.00007	<0.00007	<0.00007	<0.00005	<0.00005	<0.00005	<0.000538	<0.00056	<0.000528
Acenaphthene	*1.5*	*4.4*	0.064	0.016	0.054	<0.000027	0.00029	<0.00009	<0.00009	<0.00009	<0.00005	0.0096	<0.00005	<0.0000769	<0.00008	<0.0000755
Acenaphthylene	*1.5*	*4.4*	0.00086	0.00076	0.0005	<0.000015	<0.00006	<0.00007	<0.00007	<0.00007	<0.00005	0.0005	<0.00005	<0.0000577	<0.00006	<0.0000566
Anthracene	*7.3*	*22*	0.0034	0.0002	0.002	<0.000014	0.00016 J	<0.00007	<0.00007	<0.00007	0.00036	<0.00005	<0.00005	0.000158 J	<0.00005	<0.0000472
Benzo(a)anthracene	*0.0091*	*0.02*	<0.00005	<0.00005	<0.00005	<0.00005	<0.00007	<0.00007	<0.00007	<0.00007	<0.00005	<0.00005	<0.00005	<0.0000769	<0.00008	<0.0000755
Benzo(a)pyrene	*0.0002*	*0.0002*	0.000024 J	<0.00002	<0.00002	<0.00002	<0.00008	<0.00008	<0.00008	<0.00008	<0.00005	<0.00005	<0.00005	<0.0000769	<0.00008	<0.0000755
bis(2-Chloroethoxy)methane	*0.00083*	*0.0019*	<0.00003	<0.00003	<0.00003	<0.00003	<0.00009	<0.00009	<0.00009	<0.00009	<0.00005	<0.00005	<0.00005	<0.000125	<0.00013	<0.000123
bis(2-Ethylhexyl)phthalate (DEHP)	*0.006*	*0.006*	<0.00011	<0.00011	<0.000037	<0.000037	0.0004	<0.0016	0.002	0.00049	0.00076	<0.00013	0.00021	<0.000356	<0.00037	<0.000349
Chrysene	*0.91*	*2*	<0.000021	<0.000021	<0.000021	<0.000021	<0.00007	<0.00007	<0.00007	<0.00007	<0.00005	<0.00005	<0.00005	<0.0000769	<0.00008	<0.0000755
Dibenzofuran	*0.098*	*0.29*	0.038	0.0013	0.021	<0.00002	0.00012 J	<0.00008	<0.00008	<0.00008	0.0013	<0.00005	<0.00005	<0.0000769	<0.00008	<0.0000755
Di-n-butylphthalate (DBP)	*2.4*	*7.3*	<0.00002	0.00023	<0.00002	<0.00002	0.02	<0.00007	<0.00007	<0.00007	0.000079 J	<0.00005	0.000084 J	<0.000106	<0.00011	0.000117 J
Fluoranthene	*0.98*	*2.9*	0.0035	0.0013	0.0026	<0.00001	0.00076	<0.00007	<0.00007	<0.00007	0.00057	0.00021	<0.00005	<0.0000673	<0.00007	<0.000066
Fluorene	*0.98*	*2.9*	0.03	0.0015	0.02	<0.00003	0.00018 J	<0.00007	<0.00007	<0.00007	<0.00005	0.00012 J	<0.00005	<0.0000673	<0.00007	<0.000066
Naphthalene	*0.49*	*1.5*	0.092	<0.00013	0.069	<0.00002	0.00092	<0.0001	<0.0001	<0.0001	<0.00005	<0.00063	<0.00005	<0.0000769	<0.00008	<0.0000755
Nitrobenzene	*0.049*	*0.15*	<0.000024	<0.000024	0.00041	<0.000024	<0.00009	<0.00009	<0.00009	<0.00009	<0.00005	<0.00005	<0.00005	<0.000106	<0.00011	<0.000104
N-Nitrosodiphenylamine	*0.19*	*0.42*	<0.000025	<0.000025	<0.000025	<0.000025	<0.00009	<0.00009	<0.00009	<0.00009	<0.00005	<0.00005	<0.00005	<0.0000962	<0.0001	<0.0000943
Pentachlorophenol	*0.001*	*0.001*	<0.000079	<0.000079	<0.000079	<0.000079	<0.00008	<0.00008	<0.00008	<0.00008	<0.00005	<0.00005	<0.00005	<0.000587	<0.00061	<0.000575
Phenanthrene	*0.73*	*2.2*	0.0089	<0.000021	0.0017	<0.000021	0.00055	<0.00007	<0.00007	<0.00007	<0.00005	<0.00005	<0.00005	<0.0000577	<0.00006	<0.0000566
Phenol	*7.3*	*22*	<0.000035	<0.000092	<0.000035	<0.000035	<0.00007	<0.00007	<0.00007	<0.00007	0.000077 J	<0.00005	<0.00005	<0.0000385	<0.00004	<0.0000377
Pyrene	*0.73*	*2.2*	0.0016	0.00082	0.0014	<0.000019	0.00063	<0.00007	<0.00007	<0.00007	0.00042	0.00013 J	<0.00005	<0.000106	<0.00011	<0.000104
Metals																
Arsenic	*0.01*	*0.01*	**0.0285**	**0.0163**	**0.0219**	0.00104 J										

Notes:
1. All values in milligrams per liter (mg/L).
2. Concentrations > RAL and non-detects are highlighted light gray.
3. Concentrations > C/I AL and non-detects are highlighted dark gray
4. TRRP Protective Concentration Limits (PCLs) (30 TAC §350, Table 3), updated January 2021.
5. RAL = Residential Assessment Level, C/I = Commercial/Industrial
6. J = Estimated value, < = not detected at the specified detection limit.
7. MW-32A was screened in the B-CZ & replaced with MW-32AR
8. Based on historical data, MW-25A and MW-25C were likely mislabeled in March 2018 and results are provided correctly in this table.

TABLE 2
ANALYTICAL RESULTS SUMMARY (2008 - 2022)
CLASS 2 GROUNDWATER
HOUSTON, TX - WOOD PRESERVING WORKS

	Residential Assessment Level	***C/I PCL***	MW-64A 07/29/2014	MW-64A 01/31/2018	MW-64A 03/25/2018	MW-64A 05/31/2018	MW-64A 01/23/2019	MW-64A 07/11/2019	MW-64A 01/27/2020	MW-64A 07/15/2020	MW-64A 02/02/2021	MW-64A 07/28/2021	MW-64A 01/25/2022	MW-65D 02/05/2009	MW-65D 01/21/2010	MW-65D 07/01/2010
Volatile Organic Compounds																
1,2-Dichloroethane	*0.005*	*0.005*	<0.00014	<0.0002	<0.0002	<0.0002	<0.0002	<0.0002	<0.0002	<0.0002	<0.0002	<0.0002	<0.0002	<0.0005	<0.0005	<0.0005
Benzene	*0.005*	*0.005*	<0.00008	<0.0002	<0.0002	<0.0002	<0.0002	<0.0002	<0.0002	<0.0002	<0.0002	<0.0002	<0.0002	<0.0005	<0.0005	<0.0005
Chlorobenzene	*0.1*	*0.1*	<0.00012	<0.0003	<0.0003	<0.0003	<0.0003	<0.0003	<0.0003	<0.0003	<0.0003	<0.0003	<0.0003	<0.0005	<0.0005	<0.0005
Ethylbenzene	*0.7*	*0.7*	<0.00011	<0.0003	<0.0003	<0.0003	<0.0003	<0.0003	<0.0003	<0.0003	<0.0003	<0.0003	<0.0003	<0.0005	<0.0005	<0.0005
Methylene chloride	*0.005*	*0.005*	<0.00015	<0.001	<0.001	<0.001	<0.001	<0.001	<0.001	<0.001	<0.001	<0.001	<0.001	0.00095 J	<0.0005	<0.0005
Toluene	*1*	*1*	<0.00015	<0.0002	<0.0002	<0.0002	<0.0002	<0.0002	<0.0002	<0.0002	<0.0002	<0.0002	<0.0002	<0.0005	<0.0005	<0.0005
Vinyl chloride	*0.002*	*0.002*														
Xylenes (total)	*10*	*10*	<0.00026	<0.0003	<0.0003	<0.0003	<0.0003	<0.0003	<0.0003	<0.0003	<0.0003	<0.0003	<0.0003	<0.001	<0.001	<0.001
Semivolatile Organic Compounds																
1,2-Diphenylhydrazine	*0.0011*	*0.0026*	<0.000108	<0.000021	<0.000021	<0.000021	<0.000021	<0.000021	<0.000021	<0.000021	<0.000021	<0.000021	<0.000021	<0.0001	<0.0001	<0.0001
2,4-Dimethylphenol	*0.49*	*1.5*	<0.000304	<0.00004	<0.00004	<0.00004	<0.00004	<0.00004	<0.00004	<0.00004	<0.00004	<0.00004	<0.00004	<0.00008	<0.00008	<0.00008
2,4-Dinitrotoluene	*0.0013*	*0.003*	<0.000127	<0.000058	<0.000058	<0.000058	<0.000058	<0.000058	<0.000058	<0.000058	<0.000058	<0.000058	<0.000058	<0.00009	<0.00009	<0.00009
2,6-Dinitrotoluene	*0.0013*	*0.003*	<0.0000784	<0.000042	<0.000042	<0.000042	<0.000042	<0.000042	<0.000042	<0.000042	<0.000042	<0.000042	<0.000042	<0.00007	<0.00007	<0.00007
2-Chloronaphthalene	*2*	*5.8*	<0.0000784	<0.000021	<0.000021	<0.000021	<0.000021	<0.000021	<0.000021	<0.000021	<0.000021	<0.000021	<0.000021	<0.00012	<0.0001	<0.0001
2-Methylnaphthalene	*0.098*	*0.29*	<0.0000686	<0.000019	<0.000019	<0.000019	<0.000019	<0.000019	0.00037	<0.000019	<0.000019	<0.000019	<0.000019	0.00012 J	<0.00007	0.00014 J
4,6-Dinitro-2-methylphenol	*0.0024*	*0.0073*	<0.000814	<0.00002	<0.00002	<0.00002	<0.00002	<0.00002	<0.00002	<0.00002	<0.00002	<0.00002	<0.00002	<0.00008	<0.00008	<0.00008
4-Nitrophenol	*0.049*	*0.15*	<0.000549	<0.000047	<0.000047	<0.000047	<0.000047	<0.000047	<0.000047	<0.000047	<0.000047	<0.000047	<0.000047	<0.00007	<0.00007	<0.00007
Acenaphthene	*1.5*	*4.4*	<0.0000784	<0.000027	0.035	<0.000027	<0.000027	0.0003	0.00016	<0.000027	<0.000027	<0.000027	<0.000027	0.00019 J	<0.00009	<0.00009
Acenaphthylene	*1.5*	*4.4*	<0.0000588	<0.000015	0.00086	<0.000015	<0.000015	<0.000015	<0.000015	<0.000015	<0.000015	<0.000015	<0.000015	<0.00006	<0.00007	<0.00007
Anthracene	*7.3*	*22*	0.000127 J	<0.000014	0.00056	<0.000014	<0.000014	<0.000014	0.000096 J	0.000082 J	<0.000014	<0.000014	<0.000014	0.000078 J	<0.00007	<0.00007
Benzo(a)anthracene	*0.0091*	*0.02*	<0.0000784	<0.00005	<0.00005	<0.00005	<0.00005	<0.00005	<0.00005	<0.00005	<0.00005	<0.00005	<0.00005	<0.00007	<0.00007	<0.00007
Benzo(a)pyrene	*0.0002*	*0.0002*	<0.0000784	<0.00002	<0.00002	<0.00002	<0.00002	<0.00002	<0.00002	<0.00002	<0.00002	<0.00002	<0.00002	<0.00008	<0.00008	<0.00008
bis(2-Chloroethoxy)methane	*0.00083*	*0.0019*	<0.000127	<0.00003	<0.00003	<0.00003	<0.00003	<0.00003	<0.00003	<0.00003	<0.00003	<0.00003	<0.00003	<0.00009	<0.00009	<0.00009
bis(2-Ethylhexyl)phthalate (DEHP)	*0.006*	*0.006*	<0.000363	<0.0001	<0.000037	0.00023	<0.000037	<0.000037	0.00031	0.0006	<0.00011	<0.000037	<0.000037	0.0019	<0.0027	<0.001
Chrysene	*0.91*	*2*	<0.0000784	<0.000021	<0.000021	<0.000021	<0.000021	<0.000021	<0.000021	0.000023 J	<0.000021	<0.000021	<0.000021	<0.00007	<0.00007	<0.00007
Dibenzofuran	*0.098*	*0.29*	<0.0000784	0.00003 J	0.00038	<0.00002	<0.00002	<0.00002	0.0001 J	<0.00002	<0.00002	<0.00002	<0.00002	0.00016 J	0.00012 J	<0.00008
Di-n-butylphthalate (DBP)	*2.4*	*7.3*	<0.000108	<0.00002	<0.00002	<0.00002	<0.00002	<0.00002	0.000079 J	<0.000075	<0.000079	0.000054 J	<0.00002	0.00029	<0.00007	<0.00007
Fluoranthene	*0.98*	*2.9*	<0.0000686	<0.00001	0.00095	<0.00001	<0.00001	<0.00001	0.00028	0.0004	0.00062	0.00046	<0.00001	0.000097 J	<0.00007	<0.00007
Fluorene	*0.98*	*2.9*	<0.0000686	<0.00003	0.0013	<0.00003	<0.00003	0.000031 J	0.000082 J	0.00005 J	<0.00003	<0.00003	<0.00003	0.00016 J	<0.00007	<0.00007
Naphthalene	*0.49*	*1.5*	<0.000317	<0.000094	0.00058	<0.00002	<0.00002	<0.00033	0.002	0.000083 J	<0.00002	0.000091 J	<0.00002	0.00051	0.00026	<0.00059
Nitrobenzene	*0.049*	*0.15*	<0.000108	<0.000024	<0.000024	<0.000024	<0.000024	<0.000024	<0.000024	<0.000024	<0.000024	<0.000024	<0.000024	<0.00009	<0.00009	<0.00009
N-Nitrosodiphenylamine	*0.19*	*0.42*	<0.000098	<0.000025	<0.000025	<0.000025	<0.000025	<0.000025	<0.000025	<0.000025	<0.000025	<0.000025	<0.000025	<0.00009	<0.00009	<0.00009
Pentachlorophenol	*0.001*	*0.001*	<0.000598	<0.000079	<0.000079	<0.000079	<0.000079	<0.000079	<0.000079	<0.000079	<0.000079	<0.000079	<0.000079	<0.00008	<0.00008	<0.00008
Phenanthrene	*0.73*	*2.2*	<0.0000588	0.000032 J	<0.000021	<0.000021	<0.000021	<0.000021	<0.000021	0.000086 J	<0.000021	<0.000021	<0.000021	0.00014 J	<0.00007	<0.00007
Phenol	*7.3*	*22*	<0.0000392	<0.000035	<0.000035	0.00051	<0.000035	<0.000035	<0.000035	0.000073 J	<0.000035	<0.000035	<0.000035	<0.00007	0.0015	<0.00007
Pyrene	*0.73*	*2.2*	<0.000108	<0.000019	0.00059	<0.000019	<0.000019	0.00015	0.00015	0.00022	0.00033	0.00026	<0.000019	<0.00007	<0.00007	<0.00007
Metals																
Arsenic	*0.01*	*0.01*		0.000419 J	**0.0117**	0.00111 J	<0.0004	0.00939	0.00126 J	0.0049	0.00131 J	0.0014 J	0.00257			

Notes:
1. All values in milligrams per liter (mg/L).
2. Concentrations > RAL and non-detects are highlighted light gray.
3. Concentrations > C/I AL and non-detects are highlighted dark gray
4. TRRP Protective Concentration Limits (PCLs) (30 TAC §350, Table 3), updated January 2021.
5. RAL = Residential Assessment Level, C/I = Commercial/Industrial
6. J = Estimated value, < = not detected at the specified detection limit.
7. MW-32A was screened in the B-CZ & replaced with MW-32AR
8. Based on historical data, MW-25A and MW-25C were likely mislabeled in March 2018 and results are provided correctly in this table.

TABLE 2
ANALYTICAL RESULTS SUMMARY (2008 - 2022)
CLASS 2 GROUNDWATER
HOUSTON, TX - WOOD PRESERVING WORKS

	Residential Assessment Level	***C/I PCL***	MW-65D 01/26/2011	MW-65D 07/27/2011	MW-65D 02/14/2012	MW-65D 07/23/2012	MW-65D 02/11/2013	MW-65D 08/05/2013	MW-65D 01/21/2014	MW-65D 08/28/2014	MW-65D 02/07/2018	MW-65D 03/26/2018	MW-65D 06/01/2018	MW-65D 01/24/2019	MW-65D 07/31/2019	MW-65D 01/16/2020
Volatile Organic Compounds																
1,2-Dichloroethane	*0.005*	*0.005*	<0.0005	<0.001	<0.001	<0.0005	<0.00014	<0.00014	<0.0002	<0.00014	<0.0002	<0.0002	<0.0002	<0.0002	<0.0002	<0.0002
Benzene	*0.005*	*0.005*	0.0013 J	<0.001	<0.001	<0.0005	<0.00008	<0.00008	<0.0002	<0.00008	<0.0002	<0.0002	<0.0002	<0.0002	<0.0002	<0.0002
Chlorobenzene	*0.1*	*0.1*	<0.0005	<0.001	<0.001	<0.0005	<0.00012	<0.00012	<0.00018	<0.00012	<0.0003	<0.0003	<0.0003	<0.0003	<0.0003	<0.0003
Ethylbenzene	*0.7*	*0.7*	<0.0005	<0.0011	<0.0011	<0.0005	<0.00011	<0.00011	<0.00019	<0.00011	<0.0003	<0.0003	<0.0003	<0.0003	<0.0003	<0.0003
Methylene chloride	*0.005*	*0.005*	<0.0005	<0.0013	<0.0013	<0.001	<0.00015	<0.00015	<0.00022	<0.00015	<0.001	<0.001	<0.001	<0.001	<0.001	<0.001
Toluene	*1*	*1*	<0.0005	<0.001	<0.001	<0.0005	<0.00015	<0.00015	<0.00017	<0.00015	<0.0002	<0.0002	<0.0002	<0.0002	<0.0002	<0.0002
Vinyl chloride	*0.002*	*0.002*														
Xylenes (total)	*10*	*10*	<0.001	<0.0031	<0.0031	<0.0015	<0.00026	<0.00026	<0.00058	<0.00026	<0.0003	<0.0003	<0.0003	<0.0003	<0.0003	<0.0003
Semivolatile Organic Compounds																
1,2-Diphenylhydrazine	*0.0011*	*0.0026*	<0.0001	<0.00005	<0.00005	<0.00005	<0.000105	<0.000108	<0.000104	<0.00011	<0.000021	<0.000021	<0.000021	<0.000021	<0.000021	<0.000021
2,4-Dimethylphenol	*0.49*	*1.5*	<0.00008	<0.00005	<0.00005	<0.00005	<0.000295	<0.000304	<0.000292	<0.00031	<0.00004	<0.00004	<0.00004	<0.00009	<0.00004	<0.00004
2,4-Dinitrotoluene	*0.0013*	*0.003*	<0.00009	<0.00005	<0.00005	<0.00005	<0.000124	<0.000127	<0.000123	<0.00013	<0.000058	<0.000059	<0.000058	<0.000058	<0.000058	<0.000058
2,6-Dinitrotoluene	*0.0013*	*0.003*	<0.00007	<0.00006	<0.00006	<0.00006	<0.0000762	<0.0000784	<0.0000755	<0.00008	<0.000042	<0.000042	<0.000042	<0.000042	<0.000042	<0.000042
2-Chloronaphthalene	*2*	*5.8*	<0.0001	<0.00005	<0.00005	<0.00005	<0.0000762	<0.0000784	<0.0000755	<0.00008	<0.000021	<0.000021	<0.000021	<0.000021	<0.000021	<0.000021
2-Methylnaphthalene	*0.098*	*0.29*	<0.00007	<0.00005	<0.00005	<0.00005	<0.0000667	<0.0000686	0.0000808 J	<0.00007	<0.000019	<0.000019	0.000089 J	0.00016	<0.000019	<0.000019
4,6-Dinitro-2-methylphenol	*0.0024*	*0.0073*	<0.00008	<0.00008	<0.00008	<0.00008	<0.00079	<0.000814	<0.000783	<0.00083	<0.00002	<0.00002	<0.00002	<0.00002	<0.00002	<0.00002
4-Nitrophenol	*0.049*	*0.15*	<0.00007	<0.00005	<0.00005	<0.00005	<0.000533	<0.000549	<0.000528	<0.00056	<0.000047	<0.000047	<0.000047	<0.000047	<0.000047	<0.000047
Acenaphthene	*1.5*	*4.4*	<0.00009	<0.00005	<0.00005	<0.00005	<0.0000762	<0.0000784	<0.0000755	<0.00008	<0.000027	<0.000027	<0.000027	<0.000027	<0.000027	<0.000027
Acenaphthylene	*1.5*	*4.4*	<0.00007	<0.00005	<0.00005	<0.00005	<0.0000571	<0.0000588	<0.0000566	<0.00006	<0.000015	<0.000015	<0.000015	<0.000015	<0.000015	<0.000015
Anthracene	*7.3*	*22*	<0.00007	<0.00005	<0.00005	<0.00005	<0.0000476	<0.000049	0.0000574 J	<0.00005	<0.000014	<0.000014	<0.000014	<0.000014	<0.000014	<0.000014
Benzo(a)anthracene	*0.0091*	*0.02*	<0.00007	<0.00005	<0.00005	<0.00005	<0.0000762	<0.0000784	<0.0000755	<0.00008	<0.00005	<0.000051	<0.00005	<0.00005	<0.00005	<0.00005
Benzo(a)pyrene	*0.0002*	*0.0002*	<0.00008	<0.00005	<0.00005	<0.00005	<0.0000762	<0.0000784	<0.0000755	<0.00008	<0.00002	<0.00002	<0.00002	<0.00002	<0.00002	<0.00002
bis(2-Chloroethoxy)methane	*0.00083*	*0.0019*	<0.00009	<0.00005	<0.00005	<0.00005	<0.000124	<0.000127	<0.000123	<0.00013	<0.00003	<0.00003	<0.00003	<0.00003	<0.00003	<0.00003
bis(2-Ethylhexyl)phthalate (DEHP)	*0.006*	*0.006*	0.001	0.001	<0.00013	<0.00025	0.000593	<0.000363	<0.000349	0.00244	<0.000037	<0.000037	0.0002 J	0.00006 J	0.00016 J	0.00026
Chrysene	*0.91*	*2*	<0.00007	<0.00005	<0.00005	<0.00005	<0.0000762	<0.0000784	<0.0000755	<0.00008	<0.000021	<0.000021	<0.000021	<0.000021	<0.000021	<0.000021
Dibenzofuran	*0.098*	*0.29*	<0.00008	<0.00005	<0.00005	<0.00005	<0.0000762	<0.0000784	<0.0000755	<0.00008	<0.00002	<0.00002	0.000061 J	0.000039 J	<0.00002	<0.00002
Di-n-butylphthalate (DBP)	*2.4*	*7.3*	<0.00007	<0.00005	<0.00005	<0.00005	0.000135 J	0.000148 J	<0.000104	<0.00011	<0.00002	<0.00002	0.000022 J	<0.00002	<0.00002	<0.00002
Fluoranthene	*0.98*	*2.9*	<0.00007	<0.00005	<0.00005	<0.00005	<0.0000667	<0.0000686	0.000117 J	<0.00007	<0.00001	<0.00001	0.000013 J	0.000027 J	<0.00001	<0.00001
Fluorene	*0.98*	*2.9*	<0.00007	<0.00005	<0.00005	<0.00005	<0.0000667	<0.0000686	<0.000066	<0.00007	<0.00003	<0.00003	<0.00003	<0.00003	<0.00003	<0.00003
Naphthalene	*0.49*	*1.5*	0.00019 J	<0.00005	<0.00005	<0.000094	<0.0000762	<0.0000784	0.000529 J	0.00071	<0.00002	<0.00002	0.00029	<0.0026	<0.00002	<0.00002
Nitrobenzene	*0.049*	*0.15*	<0.00009	<0.00005	<0.00005	<0.00005	<0.000105	<0.000108	<0.000104	<0.00011	<0.000024	<0.000024	<0.000024	<0.000024	<0.000024	<0.000024
N-Nitrosodiphenylamine	*0.19*	*0.42*	<0.00009	<0.00005	<0.00005	<0.00005	<0.0000952	<0.000098	<0.0000943	<0.0001	<0.000025	<0.000025	<0.000025	<0.000025	<0.000025	<0.000025
Pentachlorophenol	*0.001*	*0.001*	<0.00008	<0.00005	<0.00005	<0.00005	<0.000581	<0.000598	<0.000575	<0.00061	<0.000079	<0.00008	<0.000079	<0.000079	<0.000079	<0.000079
Phenanthrene	*0.73*	*2.2*	<0.00007	0.000065 J	<0.00005	<0.00005	<0.0000571	0.000093 J	0.000294 J	<0.00006	<0.000021	<0.000021	0.000035 J	<0.000021	<0.000021	<0.000021
Phenol	*7.3*	*22*	<0.00007	0.000051 J	<0.00005	<0.00005	<0.0000381	<0.0000392	<0.0000377	<0.00004	<0.000035	<0.000035	<0.000035	<0.00019	<0.000035	<0.000035
Pyrene	*0.73*	*2.2*	<0.00007	<0.00005	<0.00005	<0.00005	<0.000105	<0.000108	<0.000104	<0.00011	<0.000019	<0.000019	<0.000019	<0.000019	<0.000019	<0.000019
Metals																
Arsenic	*0.01*	*0.01*									<0.0004	0.00761	0.00292	0.00202	0.00135 J	0.000507 J

Notes:

1. All values in milligrams per liter (mg/L).
2. Concentrations > RAL and non-detects are highlighted light gray.
3. Concentrations > C/I AL and non-detects are highlighted dark gray
4. TRRP Protective Concentration Limits (PCLs) (30 TAC §350, Table 3), updated January 2021.
5. RAL = Residential Assessment Level, C/I = Commercial/Industrial
6. J = Estimated value, < = not detected at the specified detection limit.
7. MW-32A was screened in the B-CZ & replaced with MW-32AR
8. Based on historical data, MW-25A and MW-25C were likely mislabeled in March 2018 and results are provided correctly in this table.

TABLE 2
ANALYTICAL RESULTS SUMMARY (2008 - 2022)
CLASS 2 GROUNDWATER
HOUSTON, TX - WOOD PRESERVING WORKS

	Residential Assessment Level	***C/I PCL***	MW-65D 07/29/2020	MW-65D 01/26/2021	MW-65D 07/22/2021	MW-65D 01/26/2022	MW-66D 02/05/2009	MW-66D 01/20/2010	MW-66D 07/01/2010	MW-66D 07/27/2011	MW-66D 02/14/2012	MW-66D 07/23/2012	MW-66D 04/02/2013	MW-66D 08/05/2013	MW-66D 01/29/2014	MW-66D 08/28/2014
Volatile Organic Compounds																
1,2-Dichloroethane	*0.005*	*0.005*	<0.0002	<0.0002	<0.0002	<0.0002	<0.0005	<0.0005	<0.0005	<0.001	<0.001	<0.0005	<0.00014	<0.00014	<0.00014	<0.00014
Benzene	*0.005*	*0.005*	<0.0002	<0.0002	<0.0002	<0.0002	<0.0005	<0.0005	<0.0005	<0.001	<0.001	<0.0005	<0.00008	<0.00008	<0.00008	<0.00008
Chlorobenzene	*0.1*	*0.1*	<0.0003	<0.0003	<0.0003	<0.0003	<0.0005	<0.0005	<0.0005	<0.001	<0.001	<0.0005	<0.00012	<0.00012	<0.00012	<0.00012
Ethylbenzene	*0.7*	*0.7*	<0.0003	<0.0003	<0.0003	<0.0003	<0.0005	<0.0005	<0.0005	<0.0011	<0.0011	<0.0005	<0.00011	<0.00011	<0.00011	<0.00011
Methylene chloride	*0.005*	*0.005*	<0.001	<0.001	<0.001	<0.001	<0.0005	<0.0005	<0.0005	<0.0013	<0.0013	<0.001	<0.00015	<0.00015	<0.00015	<0.00015
Toluene	*1*	*1*	<0.0002	<0.0002	<0.0002	<0.0002	<0.0005	<0.0005	<0.0005	<0.001	<0.001	<0.0005	<0.00015	<0.00015	<0.00015	<0.00015
Vinyl chloride	*0.002*	*0.002*	<0.0002													
Xylenes (total)	*10*	*10*	<0.0003	0.0011	<0.0003	<0.0003	<0.001	<0.001	<0.001	<0.0031	<0.0031	<0.0015	<0.00026	<0.00026	<0.00026	<0.00026
Semivolatile Organic Compounds																
1,2-Diphenylhydrazine	*0.0011*	*0.0026*	<0.000021		<0.000021	<0.000021	<0.0001	<0.0001	<0.0001	<0.00005	<0.00005	<0.00005	<0.000106	<0.00011	<0.000104	<0.000109
2,4-Dimethylphenol	*0.49*	*1.5*	<0.00004		<0.00004	<0.00004	<0.00008	<0.00008	<0.00008	<0.00005	<0.00005	<0.00005	<0.000298	<0.00031	<0.000292	<0.000307
2,4-Dinitrotoluene	*0.0013*	*0.003*	<0.000058		<0.000058	<0.000058	<0.00009	<0.00009	<0.00009	<0.00005	<0.00005	<0.00005	<0.000125	<0.00013	<0.000123	<0.000129
2,6-Dinitrotoluene	*0.0013*	*0.003*	<0.000042		<0.000042	<0.000042	<0.00007	<0.00007	<0.00007	<0.00006	<0.00006	<0.00006	<0.0000769	<0.00008	<0.0000755	<0.0000792
2-Chloronaphthalene	*2*	*5.8*	<0.000021		<0.000021	<0.000021	<0.00012	<0.0001	<0.0001	<0.00005	<0.00005	<0.00005	<0.0000769	<0.00008	<0.0000755	<0.0000792
2-Methylnaphthalene	*0.098*	*0.29*	0.000051 J		<0.000019	<0.000019	0.00062	<0.00007	<0.00007	<0.00005	<0.00005	0.000085 J	<0.0000673	<0.00007	<0.000066	0.000211 J
4,6-Dinitro-2-methylphenol	*0.0024*	*0.0073*	<0.00002		<0.00002	<0.00002	<0.00008	<0.00008	<0.00008	<0.00008	<0.00008	<0.00008	<0.000798	<0.00083	<0.000783	<0.000822
4-Nitrophenol	*0.049*	*0.15*	<0.000047		<0.000047	<0.000047	<0.00007	<0.00007	<0.00007	<0.00005	<0.00005	<0.00005	<0.000538	<0.00056	<0.000528	<0.000554
Acenaphthene	*1.5*	*4.4*	0.000041 J		0.000065 J	<0.000027	0.0004	<0.00009	<0.00009	<0.00005	<0.00005	0.000054 J	<0.0000769	<0.00008	0.000145 J	0.000141 J
Acenaphthylene	*1.5*	*4.4*	<0.000015		<0.000015	<0.000015	<0.00006	<0.00007	<0.00007	<0.00005	<0.00005	0.000081 J	<0.0000577	<0.00006	<0.0000566	0.000411 J
Anthracene	*7.3*	*22*	0.000022 J		<0.000014	<0.000014	0.00015 J	<0.00007	<0.00007	0.00022	0.00027	0.00059	<0.0000481	<0.00005	<0.0000472	0.00304
Benzo(a)anthracene	*0.0091*	*0.02*	0.000058 J		<0.00005	<0.00005	<0.00007	<0.00007	<0.00007	0.00011 J	0.00012 J	0.00036	<0.0000769	<0.00008	<0.0000755	0.00041 J
Benzo(a)pyrene	*0.0002*	*0.0002*	0.000034 J		<0.00002	<0.00002	<0.00008	<0.00008	<0.00008	0.00016 J	0.00013 J	**0.00067**	<0.0000769	<0.00008	<0.0000755	**0.000436 J**
bis(2-Chloroethoxy)methane	*0.00083*	*0.0019*	<0.00003		<0.00003	<0.00003	<0.00009	<0.00009	<0.00009	<0.00005	<0.00005	<0.00005	<0.000125	<0.00013	<0.000123	<0.000129
bis(2-Ethylhexyl)phthalate (DEHP)	*0.006*	*0.006*	0.000073 J		0.00022	<0.000037	**0.0064**	<0.0028	<0.00096	0.0019	<0.0002	0.0032	<0.000356	<0.00037	<0.000349	0.000585
Chrysene	*0.91*	*2*	<0.00004		<0.000021	<0.000021	<0.00007	<0.00007	<0.00007	0.00046	0.00052	0.0018	<0.0000769	<0.00008	<0.0000755	0.00104
Dibenzofuran	*0.098*	*0.29*	0.000029 J		<0.00002	<0.00002	0.00036	<0.00008	0.000083 J	<0.00005	<0.00005	0.000066 J	<0.0000769	<0.00008	<0.0000755	0.000133 J
Di-n-butylphthalate (DBP)	*2.4*	*7.3*	0.000025 J		<0.00002	<0.00002	0.00044	0.000086 J	<0.00007	0.000056 J	<0.00005	<0.000078	<0.000106	<0.00011	<0.000104	0.000121 J
Fluoranthene	*0.98*	*2.9*	<0.000048		<0.00001	<0.00001	0.00026	<0.00007	<0.00007	0.00035	0.00057	0.0019	<0.0000673	<0.00007	<0.000066	0.00116
Fluorene	*0.98*	*2.9*	<0.00003		<0.00003	<0.00003	0.00033	<0.00007	<0.00007	<0.00005	<0.00005	<0.00005	<0.0000673	<0.00007	<0.000066	0.000143 J
Naphthalene	*0.49*	*1.5*	0.00057		<0.00025	<0.00002	0.0058	<0.0001	<0.0002	<0.00005	<0.00005	<0.0004	<0.0000769	0.0000999 J	0.000367 J	0.00118
Nitrobenzene	*0.049*	*0.15*	<0.000024		<0.000024	<0.000024	<0.00009	<0.00009	<0.00009	<0.00005	<0.00005	<0.00005	<0.000106	<0.00011	<0.000104	<0.000109
N-Nitrosodiphenylamine	*0.19*	*0.42*	<0.000025		<0.000025	<0.000025	<0.00009	<0.00009	<0.00009	<0.00005	<0.00005	<0.00005	<0.0000962	<0.0001	<0.0000943	<0.000099
Pentachlorophenol	*0.001*	*0.001*	<0.000079		<0.000079	<0.000079	<0.00008	<0.00008	<0.00008	0.000084 J	<0.00005	<0.00005	<0.000587	<0.00061	<0.000575	<0.000604
Phenanthrene	*0.73*	*2.2*	<0.000067		<0.000021	<0.000021	0.00073	0.00012 J	<0.00007	0.00011 J	0.00011 J	0.00058	<0.0000577	<0.00006	0.000132 J	0.000295 J
Phenol	*7.3*	*22*	<0.000035		<0.000035	<0.000035	<0.00007	<0.00007	<0.00007	<0.00005	<0.00005	<0.00005	<0.0000385	<0.00004	<0.0000377	<0.0000396
Pyrene	*0.73*	*2.2*	<0.000039		<0.000019	<0.000019	0.00017 J	<0.00007	<0.00007	0.00036	0.00051	0.0019	<0.000106	<0.00011	<0.000104	0.00118
Metals																
Arsenic	*0.01*	*0.01*	0.00142 J	0.00123 J	0.00145 J	0.00134 J										

Notes:

1. All values in milligrams per liter (mg/L).
2. Concentrations > RAL and non-detects are highlighted light gray.
3. Concentrations > C/I AL and non-detects are highlighted dark gray
4. TRRP Protective Concentration Limits (PCLs) (30 TAC §350, Table 3), updated January 2021.
5. RAL = Residential Assessment Level, C/I = Commercial/Industrial
6. J = Estimated value, < = not detected at the specified detection limit.
7. MW-32A was screened in the B-CZ & replaced with MW-32AR
8. Based on historical data, MW-25A and MW-25C were likely mislabeled in March 2018 and results are provided correctly in this table.

TABLE 2
ANALYTICAL RESULTS SUMMARY (2008 - 2022)
CLASS 2 GROUNDWATER
HOUSTON, TX - WOOD PRESERVING WORKS

	Residential Assessment Level	***C/I PCL***	MW-66D 10/03/2014	MW-66D 02/07/2018	MW-66D 03/26/2018	MW-66D 06/01/2018	MW-66D 01/24/2019	MW-66D 07/31/2019	MW-66D 01/16/2020	MW-66D 08/03/2020	MW-66D 01/26/2021	MW-66D 07/22/2021	MW-66D 01/26/2022	MW-68A 05/29/2019	MW-68A 05/29/2019 Duplicate	MW-68A 07/18/2019
Volatile Organic Compounds																
1,2-Dichloroethane	*0.005*	*0.005*		<0.0002	<0.0002	<0.0002	<0.0002	<0.0002	<0.0002	<0.0002	<0.0002	<0.0002	<0.0002	<0.0002	<0.0002	<0.0002
Benzene	*0.005*	*0.005*		<0.0002	<0.0002	<0.0002	<0.0002	<0.0002	<0.0002	<0.0002	<0.0002	<0.0002	<0.0002	<0.0002	<0.0002	<0.0002
Chlorobenzene	*0.1*	*0.1*		<0.0003	<0.0003	<0.0003	<0.0003	<0.0003	<0.0003	<0.0003	<0.0003	<0.0003	<0.0003	<0.0003	<0.0003	<0.0003
Ethylbenzene	*0.7*	*0.7*		<0.0003	<0.0003	<0.0003	<0.0003	<0.0003	<0.0003	<0.0003	<0.0003	<0.0003	<0.0003	<0.0003	<0.0003	<0.0003
Methylene chloride	*0.005*	*0.005*		<0.001	<0.001	<0.001	<0.001	<0.001	<0.001	<0.001	<0.001	<0.001	<0.001	<0.001	<0.001	<0.001
Toluene	*1*	*1*		<0.0002	<0.0002	<0.0002	<0.0002	<0.0002	<0.0002	<0.0002	<0.0002	<0.0002	<0.0002	<0.0002	<0.0002	<0.0002
Vinyl chloride	*0.002*	*0.002*														
Xylenes (total)	*10*	*10*		<0.0003	<0.0003	<0.0003	<0.0003	<0.0003	<0.0003	<0.0003	<0.0003	<0.0003	<0.0003	<0.0003	<0.0003	<0.0003
Semivolatile Organic Compounds																
1,2-Diphenylhydrazine	*0.0011*	*0.0026*	<0.000107	<0.00021	<0.000021	<0.000021	<0.000021	<0.000021	<0.000021	<0.000021	<0.000021	<0.000021	<0.000021	<0.000021	<0.000021	<0.000021
2,4-Dimethylphenol	*0.49*	*1.5*	<0.000301	<0.0004	<0.000041	<0.00004	<0.00004	<0.00004	<0.00004	<0.00004	<0.00004	<0.00004	<0.00004	<0.00004	<0.00004	<0.00004
2,4-Dinitrotoluene	*0.0013*	*0.003*	<0.000126	<0.00058	<0.000059	<0.000058	<0.000058	<0.000058	<0.000058	<0.000058	<0.000058	<0.000058	<0.000058	<0.000058	<0.000059	<0.000058
2,6-Dinitrotoluene	*0.0013*	*0.003*	<0.0000777	<0.00042	<0.000043	<0.000042	<0.000042	<0.000042	<0.000042	<0.000042	<0.000042	<0.000042	<0.000042	<0.000042	<0.000042	<0.000042
2-Chloronaphthalene	*2*	*5.8*	<0.0000777	<0.00021	<0.000021	<0.000021	<0.000021	<0.000021	<0.000021	<0.000021	<0.000021	<0.000021	<0.000021	<0.000021	<0.000021	<0.000021
2-Methylnaphthalene	*0.098*	*0.29*	<0.000068	<0.00019	<0.000019	<0.000019	<0.000019	<0.000019	<0.000095	<0.000019	<0.00003	0.000063 J	<0.000019	<0.000019	0.000026 J	0.00012
4,6-Dinitro-2-methylphenol	*0.0024*	*0.0073*	<0.000806	<0.0002	<0.00002	<0.00002	<0.00002	<0.00002	<0.00002	<0.00002	<0.00002	<0.00002	<0.00002	<0.00002	<0.00002	<0.00002
4-Nitrophenol	*0.049*	*0.15*	<0.000544	<0.00047	<0.000048	<0.000047	<0.000047	<0.000047	<0.000047	<0.000047	<0.000047	<0.000047	<0.000047	<0.000047	<0.000047	<0.000047
Acenaphthene	*1.5*	*4.4*	<0.0000777	<0.00027	<0.000028	<0.000027	<0.000027	<0.000027	<0.000027	<0.000027	<0.000027	<0.000027	<0.000027	0.0012	0.0011	0.0019
Acenaphthylene	*1.5*	*4.4*	0.000206 J	<0.00015	<0.000015	<0.000015	<0.000015	<0.000015	<0.000015	<0.000015	0.000017 J	<0.000015	<0.000015	<0.000015	<0.000015	<0.000015
Anthracene	*7.3*	*22*	0.00256	<0.00014	<0.000014	<0.000014	<0.000014	<0.000014	<0.000014	0.000028 J	0.000094 J	<0.000014	<0.000014	<0.000014	<0.000014	0.000028 J
Benzo(a)anthracene	*0.0091*	*0.02*	0.000245 J	<0.0005	<0.000051	<0.00005	<0.00005	<0.00005	<0.00005	<0.00005	0.000053 J	<0.00005	<0.00005	<0.00005	<0.000051	<0.00005
Benzo(a)pyrene	*0.0002*	*0.0002*	**0.000439 J**	<0.0002	<0.00002	<0.00002	<0.00002	<0.00002	<0.00002	0.000025 J	0.00004 J	<0.00002	<0.00002	<0.00002	<0.00002	<0.00002
bis(2-Chloroethoxy)methane	*0.00083*	*0.0019*	<0.000126	<0.0003	<0.000031	<0.00003	<0.00003	<0.00003	<0.00003	<0.00003	<0.00003	<0.00003	<0.00003	<0.00003	<0.00003	<0.00003
bis(2-Ethylhexyl)phthalate (DEHP)	*0.006*	*0.006*	0.000415 J	<0.00037	<0.000038	0.00019 J	0.00017 J	0.00022	0.000046 J	0.000058 J	<0.00018	0.00016 J	<0.000037	0.00015 J	0.000074 J	0.00024
Chrysene	*0.91*	*2*	0.000582	<0.00021	<0.000021	<0.000021	<0.000021	<0.000021	<0.000021	0.000034 J	0.00015	<0.000021	<0.000021	<0.000021	<0.000021	<0.000021
Dibenzofuran	*0.098*	*0.29*	<0.0000777	<0.0002	<0.00002	<0.00002	<0.00002	<0.00002	<0.00002	0.000025 J	<0.00002	<0.00002	<0.00002	<0.00002	<0.00002	0.000082 J
Di-n-butylphthalate (DBP)	*2.4*	*7.3*	<0.000107	<0.0002	<0.00002	<0.00002	<0.00002	<0.00002	<0.00002	<0.00002	<0.000057	<0.00002	<0.00002	0.00087	0.00064	0.00015 J
Fluoranthene	*0.98*	*2.9*	0.000346 J	<0.0001	<0.00001	<0.00001	<0.00001	<0.00001	<0.00001	0.000029 J	0.00016	<0.00001	<0.00001	<0.00001	<0.00001	<0.00001
Fluorene	*0.98*	*2.9*	<0.000068	<0.0003	<0.000031	<0.00003	<0.00003	<0.00003	<0.00003	<0.00003	<0.00003	<0.00003	<0.00003	0.000044 J	0.000042 J	0.00012
Naphthalene	*0.49*	*1.5*	<0.0000777	<0.0002	<0.00002	<0.00002	<0.00002	<0.00002	<0.00013	<0.000075	<0.00018	<0.00036	<0.00002	0.00019	0.00025	0.00035
Nitrobenzene	*0.049*	*0.15*	<0.000107	<0.00024	<0.000024	<0.000024	<0.000024	<0.000024	<0.000024	<0.000024	<0.000024	<0.000024	<0.000024	<0.000024	<0.000024	<0.000024
N-Nitrosodiphenylamine	*0.19*	*0.42*	<0.0000971	<0.00025	<0.000026	<0.000025	<0.000025	<0.000025	<0.000025	<0.000025	<0.000025	<0.000025	<0.000025	<0.000025	<0.000025	<0.000025
Pentachlorophenol	*0.001*	*0.001*	<0.000592	<0.00079	<0.000081	<0.000079	<0.000079	<0.000079	<0.000079	<0.000079	<0.000079	<0.000079	<0.000079	<0.000079	<0.00008	<0.000079
Phenanthrene	*0.73*	*2.2*	0.0000729 J	<0.00021	<0.000021	<0.000021	<0.000021	<0.000021	<0.000021	<0.000021	<0.000038	<0.000021	<0.000021	<0.000021	<0.000021	0.000062 J
Phenol	*7.3*	*22*	<0.0000388	<0.00035	<0.000036	<0.000035	<0.000035	<0.000035	<0.000035	<0.000035	0.00011 J	<0.000035	<0.000035	0.000041 J	<0.000035	<0.000035
Pyrene	*0.73*	*2.2*	0.000388 J	<0.00019	<0.000019	<0.000019	<0.000019	<0.000019	<0.000019	0.00003 J	0.00015	<0.000019	<0.000019	<0.000019	<0.000019	<0.000019
Metals																
Arsenic	*0.01*	*0.01*		0.000711 J	0.00663	0.00223	0.00204	0.00124 J	0.00138 J	**0.0188**	0.00574	0.00146 J	0.0014 J	0.00966	0.00894	**0.0353**

Notes:

1. All values in milligrams per liter (mg/L).
2. Concentrations > RAL and non-detects are highlighted light gray.
3. Concentrations > C/I AL and non-detects are highlighted dark gray
4. TRRP Protective Concentration Limits (PCLs) (30 TAC §350, Table 3), updated January 2021.
5. RAL = Residential Assessment Level, C/I = Commercial/Industrial
6. J = Estimated value, < = not detected at the specified detection limit.
7. MW-32A was screened in the B-CZ & replaced with MW-32AR
8. Based on historical data, MW-25A and MW-25C were likely mislabeled in March 2018 and results are provided correctly in this table.

TABLE 2
ANALYTICAL RESULTS SUMMARY (2008 - 2022)
CLASS 2 GROUNDWATER
HOUSTON, TX - WOOD PRESERVING WORKS

	Residential Assessment Level	***C/I PCL***	MW-68A 01/17/2020	MW-68A 07/27/2020	MW-68A 01/18/2021	MW-68A 07/20/2021	MW-68A 01/20/2022	MW-68B 02/16/2012	MW-68B 07/16/2012	MW-68B 02/06/2013	MW-68B 08/08/2013	MW-68B 01/22/2014	MW-68B 01/22/2014 Duplicate	MW-68B 07/24/2014	MW-68B 07/24/2014 Duplicate	MW-68B 01/29/2018
Volatile Organic Compounds																
1,2-Dichloroethane	*0.005*	*0.005*	<0.0002	<0.0002	<0.0002	<0.0002	<0.0002	<0.005	<0.005	**<0.014**	**<0.014**	<0.0002	<0.0002	<0.0028	<0.0028	<0.001
Benzene	*0.005*	*0.005*	<0.0002	<0.0002	<0.0002	0.00039 J	<0.0002	**2.7**	**2.4**	**2.35**	**2.88**	**1.5**	**1.51**	**2.18**	**2.1**	**2.1**
Chlorobenzene	*0.1*	*0.1*	<0.0003	<0.0003	<0.0003	<0.0003	<0.0003	<0.005	<0.005	0.0273 J	<0.012	0.000454 J	0.000468 J	<0.0024	<0.0024	<0.0015
Ethylbenzene	*0.7*	*0.7*	<0.0003	<0.0003	<0.0003	<0.0003	<0.0003	0.45	0.49	0.449	0.55	0.364	0.363	0.403	0.453	0.61
Methylene chloride	*0.005*	*0.005*	<0.001	<0.001	<0.001	<0.001	<0.001	**<0.0065**	**<0.01**	**<0.015**	**0.101**	<0.00022	<0.00022	<0.003	<0.003	<0.005
Toluene	*1*	*1*	<0.0002	<0.0002	<0.0002	<0.0002	<0.0002	0.91	0.93	0.701	0.625	0.329	0.329	0.538	0.57	0.45
Vinyl chloride	*0.002*	*0.002*									**<0.011**			**0.007 J**	**0.0022 J**	
Xylenes (total)	*10*	*10*	<0.0003	<0.0003	<0.0003	<0.0003	<0.0003	1.2	1.3	1.04	1.28	0.857	0.862	1.08	1.22	1.6
Semivolatile Organic Compounds																
1,2-Diphenylhydrazine	*0.0011*	*0.0026*	<0.000021	<0.000021	<0.000021	<0.000021	<0.000021	<0.00005	<0.00025	**<0.00524**	**<0.00519**	**<0.0105**	**<0.0105**	**<0.0055**	**<0.00529**	<0.00021
2,4-Dimethylphenol	*0.49*	*1.5*	<0.00004	0.00023	<0.00004	<0.00004	<0.00004	0.19	0.27	0.273	<0.0146	**0.536**	0.457 J	0.445	0.451	0.051 J
2,4-Dinitrotoluene	*0.0013*	*0.003*	<0.000058	<0.000058	<0.000058	<0.000058	<0.000058	<0.00005	<0.00025	**<0.00619**	**<0.00613**	**<0.0124**	**<0.0124**	**<0.0065**	**<0.00625**	<0.00058
2,6-Dinitrotoluene	*0.0013*	*0.003*	<0.000042	<0.000042	<0.000042	<0.000042	<0.000042	<0.00006	<0.0003	**<0.00381**	**<0.00377**	**<0.00762**	**<0.00762**	**<0.004**	**<0.00385**	<0.00042
2-Chloronaphthalene	*2*	*5.8*	<0.000021	<0.000021	<0.000021	<0.000021	<0.000021	<0.00005	<0.00025	<0.00381	<0.00377	<0.00762	<0.00762	<0.004	<0.00385	<0.00021
2-Methylnaphthalene	*0.098*	*0.29*	0.000048 J	<0.000019	<0.000019	<0.000019	<0.000019	**0.66**	**1.3**	**0.952**	**1.41**	**1.1**	**1.19**	**0.852**	**0.906**	**0.6**
4,6-Dinitro-2-methylphenol	*0.0024*	*0.0073*	<0.00002	<0.00002	<0.00002	<0.00002	<0.00002	<0.00008	<0.0004	**<0.0395**	**<0.0392**	**<0.079**	**<0.079**	**<0.0415**	**<0.0399**	<0.0002
4-Nitrophenol	*0.049*	*0.15*	<0.000047	<0.000047	<0.000047	<0.000047	<0.000047	<0.00005	<0.00025	<0.0267	<0.0264	**<0.0533**	**<0.0533**	<0.028	<0.0269	<0.00047
Acenaphthene	*1.5*	*4.4*	0.0003	0.00032	0.00061	<0.000027	<0.000027	0.15	0.23	0.261	0.304	0.263	0.26	0.178	0.181	0.13
Acenaphthylene	*1.5*	*4.4*	0.000054 J	<0.000015	<0.000015	<0.000015	<0.000015	0.0023	0.003	<0.00286	<0.00283	<0.00571	<0.00571	<0.003	<0.00288	0.002
Anthracene	*7.3*	*22*	0.000059 J	<0.000024	<0.000014	<0.000014	<0.000014	0.046	0.034	0.0194 J	0.023 J	0.0428 J	0.0292 J	0.0169 J	0.0162 J	0.014
Benzo(a)anthracene	*0.0091*	*0.02*	<0.00005	<0.00005	<0.00005	<0.00005	<0.00005	0.006	0.0054	<0.00381	<0.00377	**0.0123 J**	0.00762 J	<0.004	<0.00385	<0.0005
Benzo(a)pyrene	*0.0002*	*0.0002*	<0.00002	<0.00002	<0.00002	<0.00002	<0.00002	**0.0017**	**0.0016**	**<0.00381**	**<0.00377**	**<0.00762**	**<0.00762**	**<0.004**	**<0.00385**	<0.0002
bis(2-Chloroethoxy)methane	*0.00083*	*0.0019*	<0.00003	<0.00003	<0.00003	<0.00003	<0.00003	<0.00005	<0.00025	**<0.00619**	**<0.00613**	**<0.0124**	**<0.0124**	**<0.0065**	**<0.00625**	<0.0003
bis(2-Ethylhexyl)phthalate (DEHP)	*0.006*	*0.006*	<0.000061	0.000077 J	<0.000037	0.000051 J	0.00015 J	<0.0001	<0.0005	**<0.0176**	**<0.0175**	**<0.0352**	**<0.0352**	**<0.0185**	**<0.0178**	<0.00037
Chrysene	*0.91*	*2*	<0.000021	<0.000029	<0.000021	<0.000021	<0.000021	0.0052	0.005	<0.00381	<0.00377	0.00806 J	0.00976 J	<0.004	<0.00385	<0.00021
Dibenzofuran	*0.098*	*0.29*	<0.00002	<0.000027	0.000066 J	<0.00002	<0.00002	**0.19**	**0.3**	**0.26**	**0.325**	**0.284**	**0.276**	**0.198**	**0.196**	**0.16**
Di-n-butylphthalate (DBP)	*2.4*	*7.3*	0.000034 J	<0.000046	0.00044	<0.00002	<0.00002	<0.00005	<0.00025	<0.00524	<0.00519	<0.0105	<0.0105	<0.0055	<0.00529	<0.0002
Fluoranthene	*0.98*	*2.9*	0.00013	<0.00014	<0.00001	<0.00001	<0.00001	0.05	0.044	<0.00333	0.00764 J	0.052	0.0357 J	0.00825 J	0.00751 J	0.0052
Fluorene	*0.98*	*2.9*	0.000069 J	<0.000041	<0.00003	<0.00003	<0.00003	0.096	0.13	0.118	0.154	0.149	0.143	0.0966	0.0953	0.082
Naphthalene	*0.49*	*1.5*	<0.00022	<0.000029	<0.00002	<0.00002	<0.00002	**14**	**26**	**11.8**	**31.2**	**17**	**17.6**	**10.5**	**12.6**	**9.2**
Nitrobenzene	*0.049*	*0.15*	<0.000024	<0.000024	<0.000024	<0.000024	<0.000024	<0.00005	<0.00025	<0.00524	<0.00519	<0.0105	<0.0105	<0.0055	<0.00529	<0.00024
N-Nitrosodiphenylamine	*0.19*	*0.42*	<0.000025	<0.000025	<0.000025	<0.000025	<0.000025	0.0011	<0.00025	<0.00476	<0.00472	<0.00952	<0.00952	<0.005	<0.00481	<0.00025
Pentachlorophenol	*0.001*	*0.001*	<0.000079	<0.000079	<0.000079	<0.000079	<0.000079	<0.00005	<0.00025	**<0.029**	**<0.0288**	**<0.0581**	**<0.0581**	**<0.0305**	**<0.0293**	<0.00079
Phenanthrene	*0.73*	*2.2*	0.00016	<0.00011	<0.000021	<0.000021	<0.000021	0.19	0.24	0.12	0.136	0.263	0.196	0.106	0.103	0.099
Phenol	*7.3*	*22*	<0.000035	<0.000035	<0.000035	<0.000035	<0.000035	0.035	0.058	0.0421	0.0795	0.0862	0.0929	0.00988 J	0.00192 J	<0.00035
Pyrene	*0.73*	*2.2*	0.000068 J	<0.000072	<0.000019	<0.000019	<0.000019	0.031	0.024	<0.00524	<0.00519	0.0341 J	0.0227 J	<0.0055	<0.00529	0.0025
Metals																
Arsenic	*0.01*	*0.01*	**0.0423**	**0.0825**	**0.0603**	**0.0468**	**0.129**									**0.0114**

Notes:

1. All values in milligrams per liter (mg/L).
2. Concentrations > RAL and non-detects are highlighted light gray.
3. Concentrations > C/I AL and non-detects are highlighted dark gray
4. TRRP Protective Concentration Limits (PCLs) (30 TAC §350, Table 3), updated January 2021.
5. RAL = Residential Assessment Level, C/I = Commercial/Industrial
6. J = Estimated value, < = not detected at the specified detection limit.
7. MW-32A was screened in the B-CZ & replaced with MW-32AR
8. Based on historical data, MW-25A and MW-25C were likely mislabeled in March 2018 and results are provided correctly in this table.

TABLE 2
ANALYTICAL RESULTS SUMMARY (2008 - 2022)
CLASS 2 GROUNDWATER
HOUSTON, TX - WOOD PRESERVING WORKS

	Residential Assessment Level	***C/I PCL***	MW-68B 01/29/2018 Duplicate	MW-68B 03/21/2018	MW-68B 03/21/2018 Duplicate	MW-68B 06/06/2018	MW-68B 06/06/2018 Duplicate	MW-68B 01/15/2019	MW-68B 01/15/2019 Duplicate	MW-68B 07/18/2019	MW-68B 07/18/2019 Duplicate	MW-68B 01/23/2020 DNAPL	MW-68B 07/27/2020	MW-68B 07/27/2020 Duplicate	MW-68B 01/18/2021	MW-68B 07/21/2021
Volatile Organic Compounds																
1,2-Dichloroethane	*0.005*	*0.005*	<0.001	<0.0002	<0.0002	<0.0002	<0.0002	<0.0002	<0.0002	<0.002	<0.002	<0.005	<0.001	<0.001	<0.0002	<0.001
Benzene	*0.005*	*0.005*	**2.2**	**1.4**	**1.4**	**1.9**	**2**	**2**	**1.9**	**1.4**	**1.4**	**1.4**	**2.3**	**2.3**	**0.15**	**0.81**
Chlorobenzene	*0.1*	*0.1*	<0.0015	<0.0003	<0.0003	<0.0003	<0.0003	0.00056 J	0.00056 J	<0.003	<0.003	<0.0075	<0.0015	<0.0015	<0.0003	<0.0015
Ethylbenzene	*0.7*	*0.7*	0.56	0.29	0.28	0.5	0.5	0.5	0.49	0.52	0.51	0.39	0.55	0.57	0.17	0.31
Methylene chloride	*0.005*	*0.005*	<0.005	<0.001	<0.001	<0.001	<0.001	<0.001	<0.001	**<0.01**	**<0.01**	**<0.025**	<0.005	<0.005	<0.001	<0.005
Toluene	*1*	*1*	0.42	0.2	0.19	0.45	0.44	0.086	0.084	0.37	0.37	0.23	0.7	0.7	0.12	0.33
Vinyl chloride	*0.002*	*0.002*										**<0.005**				
Xylenes (total)	*10*	*10*	1.5	0.83	0.84	1.4	1.4	1.2	1.2	1.5	1.4	1.1	1.5	1.5	0.55	0.1
Semivolatile Organic Compounds																
1,2-Diphenylhydrazine	*0.0011*	*0.0026*	<0.00021	<0.00021	<0.00021	<0.00021	<0.00021	<0.00021	<0.00021	<0.00021	<0.00021	<0.000021	<0.00021	<0.00021	0.0008	<0.00021
2,4-Dimethylphenol	*0.49*	*1.5*	0.071 J	0.07	0.065	0.075 J	0.23 J	0.05	0.058	0.076	0.076	0.075	0.018 J	0.025 J	0.0032	0.4
2,4-Dinitrotoluene	*0.0013*	*0.003*	<0.00058	<0.00059	<0.00059	<0.00058	<0.00058	<0.00058	0.0013 J	<0.00058	<0.00058	<0.000058	<0.00058	<0.00058	0.00016 J	<0.00058
2,6-Dinitrotoluene	*0.0013*	*0.003*	<0.00042	<0.00042	<0.00042	<0.00042	<0.00042	<0.00042	<0.00042	<0.00042	<0.00042	<0.000042	<0.00042	<0.00042	0.000057 J	<0.00042
2-Chloronaphthalene	*2*	*5.8*	<0.00021	<0.00021	<0.00021	<0.00021	<0.00021	<0.00021	<0.00021	<0.00021	<0.00021	<0.000021	<0.00021	<0.00021	0.000065 J	<0.00021
2-Methylnaphthalene	*0.098*	*0.29*	**0.6**	**0.67**	**0.67**	**1.4**	**1.3**	**0.33**	**0.31**	**0.72**	**0.66**	**1.1 J**	**2.9 J**	**0.63 J**	**0.21**	**0.3**
4,6-Dinitro-2-methylphenol	*0.0024*	*0.0073*	<0.0002	<0.0002	<0.0002	<0.0002	<0.0002	<0.0002	0.0011 J	<0.0002	<0.0002	<0.00002	<0.0002	<0.0002	0.00015 J	<0.0002
4-Nitrophenol	*0.049*	*0.15*	<0.00047	<0.00047	<0.00047	<0.00047	<0.00047	<0.00047	0.0074 J	<0.00047	<0.00047	<0.000047	<0.00047	<0.00047	0.0028	<0.00047
Acenaphthene	*1.5*	*4.4*	0.15	0.21	0.22	0.34	0.36	0.1	0.13	0.2	0.17	0.44	1	0.23	0.069	0.1
Acenaphthylene	*1.5*	*4.4*	0.0024	0.0021	0.0016	0.0022	0.0029	0.0012	0.0014	0.0027	0.0022	0.0037	<0.00015	0.0025 J	0.00094	<0.00015
Anthracene	*7.3*	*22*	0.014	0.014	0.012	0.015	0.021	0.008	0.0098	0.03 J	0.022 J	0.15	0.5 J	0.061 J	0.0077	0.99
Benzo(a)anthracene	*0.0091*	*0.02*	<0.0005	<0.00051	<0.00051	<0.0005	<0.0005	<0.0005	<0.0005	0.0051 J	0.003 J	**0.047**	**0.14 J**	**0.015 J**	0.0012	**0.29**
Benzo(a)pyrene	*0.0002*	*0.0002*	<0.0002	<0.0002	<0.0002	<0.0002	<0.0002	<0.0002	<0.0002	**0.0018**	**0.0012**	**0.0089**	**0.039 J**	**0.0046 J**	**0.00051**	**0.093**
bis(2-Chloroethoxy)methane	*0.00083*	*0.0019*	<0.0003	<0.0003	<0.0003	<0.0003	<0.0003	<0.0003	**0.0036**	<0.0003	<0.0003	<0.00003	<0.0003	<0.0003	**0.0017**	<0.0003
bis(2-Ethylhexyl)phthalate (DEHP)	*0.006*	*0.006*	<0.00037	<0.00037	<0.00037	<0.00037	<0.00037	<0.00037	<0.00037	<0.00037	<0.00037	0.0011	<0.00037	<0.00037	<0.00011	<0.00037
Chrysene	*0.91*	*2*	<0.00021	<0.00021	<0.00021	<0.00021	<0.00021	<0.00021	<0.00021	0.005 J	0.0029 J	0.04	0.099 J	0.012 J	0.0012	0.25
Dibenzofuran	*0.098*	*0.29*	**0.16**	**0.24**	**0.25**	**0.38**	**0.38**	**0.1**	**0.12**	**0.21**	**0.18**	**0.5**	**1.3 J**	**0.27 J**	0.069	**0.2**
Di-n-butylphthalate (DBP)	*2.4*	*7.3*	<0.0002	<0.0002	<0.0002	<0.0002	<0.0002	<0.0002	<0.0002	<0.0002	<0.0002	0.00018 J	<0.0002	<0.0002	<0.0001	<0.0002
Fluoranthene	*0.98*	*2.9*	0.0049	0.006	0.005	0.0063	0.0088	0.0031	0.0039	0.043 J	0.027 J	0.31	**1 J**	0.11 J	0.0099	0.5
Fluorene	*0.98*	*2.9*	0.086	0.092	0.078	0.082 J	0.18 J	0.057	0.065	0.11	0.083	0.32	0.8 J	0.17 J	0.04	0
Naphthalene	*0.49*	*1.5*	**10**	**12**	**13**	**23**	**23**	**5**	**3.8**	**9.6**	**9.9**	**12**	**29 J**	**13 J**	**0.8**	0
Nitrobenzene	*0.049*	*0.15*	<0.00024	<0.00024	<0.00024	<0.00024	<0.00024	<0.00024	<0.00024	<0.00024	<0.00024	<0.000024	<0.00024	<0.00024	0.00054	<0.00024
N-Nitrosodiphenylamine	*0.19*	*0.42*	<0.00025	<0.00025	<0.00025	<0.00025	<0.00025	<0.00025	0.0051	<0.00025	<0.00025	<0.000025	<0.00025	<0.00025	0.00029	<0.00025
Pentachlorophenol	*0.001*	*0.001*	<0.00079	<0.0008	<0.0008	<0.00079	<0.00079	<0.00079	<0.00079	<0.00079	<0.00079	<0.000079	<0.00079	<0.00079	<0.000079	<0.00079
Phenanthrene	*0.73*	*2.2*	0.098	0.15	0.088	0.096 J	0.22 J	0.065	0.073	0.21	0.16	**0.95**	**3.1 J**	0.39 J	0.067	0.3
Phenol	*7.3*	*22*	<0.00035	<0.00035	<0.00035	<0.00035	<0.00035	0.0019 J	0.0015 J	<0.00035	<0.00035	<0.000035	<0.00035	<0.00035	0.02	0.047
Pyrene	*0.73*	*2.2*	0.0024	0.0032	0.0029	0.0045 J	0.0058 J	0.0015	0.0018	0.025 J	0.015 J	0.19	0.61 J	0.065 J	0.0063	0.6
Metals																
Arsenic	*0.01*	*0.01*	**0.0117**	**0.014**	**0.0151**	**0.0112**	**0.0107**	**0.0123**	**0.0125**	**0.0134**	**0.0129**	0.00944 J	**0.0113**	**0.0119**	0.00396	0.00858

Notes:

1. All values in milligrams per liter (mg/L).
2. Concentrations > RAL and non-detects are highlighted light gray.
3. Concentrations > C/I AL and non-detects are highlighted dark gray
4. TRRP Protective Concentration Limits (PCLs) (30 TAC §350, Table 3), updated January 2021.
5. RAL = Residential Assessment Level, C/I = Commercial/Industrial
6. J = Estimated value, < = not detected at the specified detection limit.
7. MW-32A was screened in the B-CZ & replaced with MW-32AR
8. Based on historical data, MW-25A and MW-25C were likely mislabeled in March 2018 and results are provided correctly in this table.

TABLE 2
ANALYTICAL RESULTS SUMMARY (2008 - 2022)
CLASS 2 GROUNDWATER
HOUSTON, TX - WOOD PRESERVING WORKS

	Residential Assessment Level	***C/I PCL***	MW-68B 01/13/2022	MW-68C 07/15/2010	MW-68C 01/25/2011	MW-68C 07/21/2011	MW-68C 02/16/2012	MW-68C 07/17/2012	MW-68C 02/06/2013	MW-68C 08/07/2013	MW-68C 01/22/2014	MW-68C 07/24/2014	MW-68C 08/28/2014	MW-68C 01/29/2018	MW-68C 03/21/2018	MW-68C 06/06/2018
Volatile Organic Compounds																
1,2-Dichloroethane	*0.005*	*0.005*	<0.001	<0.0005	<0.0005	<0.001	<0.001	<0.0005	<0.00014	<0.00014	<0.0002	<0.00014	<0.00014	<0.0002	<0.0002	<0.0002
Benzene	*0.005*	*0.005*	**0.071**	0.00081 J	0.0021 J	0.0032 J	**0.0069**	**0.0079**	0.00134	0.00364	0.00225	**0.0073**	0.00118	0.0028	0.0049	<0.0002
Chlorobenzene	*0.1*	*0.1*	<0.0015	<0.0005	<0.0005	<0.001	<0.001	<0.0005	<0.000352	<0.00012	<0.00018	<0.00012	<0.00012	<0.0003	<0.0003	<0.0003
Ethylbenzene	*0.7*	*0.7*	0.081	<0.0005	<0.0005	<0.0011	<0.0011	<0.0005	0.000363 J	0.000517 J	0.00024 J	0.000419 J	0.00014 J	<0.0003	<0.0003	<0.0003
Methylene chloride	*0.005*	*0.005*	<0.005	<0.0005	<0.0005	<0.0013	<0.0013	<0.001	<0.00015	<0.00015	<0.00022	<0.00015	<0.00015	<0.001	<0.001	<0.001
Toluene	*1*	*1*	0.046	<0.0005	0.00067 J	0.0011 J	0.0019 J	0.0023 J	0.000632 J	<0.0016	0.00059	0.00138	0.000442 J	<0.0002	<0.0002	<0.0002
Vinyl chloride	*0.002*	*0.002*										<0.00011	<0.00011			
Xylenes (total)	*10*	*10*	0.48	<0.001	<0.001	<0.0031	<0.0031	<0.0015	0.000873 J	0.000879 J	<0.00058	0.000649 J	<0.00026	<0.0003	0.00046 J	<0.0003
Semivolatile Organic Compounds																
1,2-Diphenylhydrazine	*0.0011*	*0.0026*	<0.00021	<0.0001	<0.0001	<0.00005	<0.00005	<0.00005	<0.000105	<0.000104	<0.000105	<0.000104		<0.000021	<0.000021	<0.000021
2,4-Dimethylphenol	*0.49*	*1.5*	0.021	<0.00008	0.00012 J	0.00031	0.00095	0.0014	R	<0.000292	0.000454 J	<0.000292		<0.00004	0.0015	<0.00004
2,4-Dinitrotoluene	*0.0013*	*0.003*	<0.00058	<0.00009	<0.00009	<0.00005	<0.00005	<0.00005	<0.000124	<0.000123	<0.000124	<0.000123		<0.000058	<0.000058	<0.000058
2,6-Dinitrotoluene	*0.0013*	*0.003*	<0.00042	<0.00007	<0.00007	<0.00006	<0.00006	<0.00006	<0.0000762	<0.0000755	<0.0000762	<0.0000755		<0.000042	<0.000042	<0.000042
2-Chloronaphthalene	*2*	*5.8*	<0.00021	<0.0001	<0.0001	<0.00005	<0.00005	<0.00005	<0.0000762	<0.0000755	<0.0000762	<0.0000755		<0.000021	<0.000021	<0.000021
2-Methylnaphthalene	*0.098*	*0.29*	**0.29**	<0.00007	0.00016 J	0.00024	<0.00011	0.0025	0.00132	0.000301 J	0.00331	0.000188 J		<0.000019	0.00014	<0.000019
4,6-Dinitro-2-methylphenol	*0.0024*	*0.0073*	<0.0002	<0.00008	<0.00008	<0.00008	<0.00008	<0.00008	<0.00079	<0.000783	<0.00079	<0.000783		<0.00002	<0.00002	<0.00002
4-Nitrophenol	*0.049*	*0.15*	<0.00047	<0.00007	<0.00007	<0.00005	<0.00005	<0.00005	R	<0.000528	<0.000533	<0.000528		<0.000047	<0.000047	<0.000047
Acenaphthene	*1.5*	*4.4*	0.12	<0.00009	<0.00009	0.00013 J	<0.00005	0.0013	0.000647	<0.0000755	0.00183	0.000235 J		<0.000027	0.00017	<0.000027
Acenaphthylene	*1.5*	*4.4*	0.001	<0.00007	<0.00007	<0.00005	<0.00005	<0.00005	<0.0000571	<0.0000566	<0.0000571	<0.0000566		<0.000015	<0.000015	<0.000015
Anthracene	*7.3*	*22*	0.053	<0.00007	<0.00007	<0.00005	<0.00005	0.00089	<0.0000476	<0.0000472	0.00106	<0.0000472		<0.000014	<0.000014	<0.000014
Benzo(a)anthracene	*0.0091*	*0.02*	0.0012	<0.00007	<0.00007	<0.00005	<0.00005	0.00018 J	<0.0000762	<0.0000755	0.000276 J	<0.0000755		<0.00005	<0.00005	<0.00005
Benzo(a)pyrene	*0.0002*	*0.0002*	**0.00069 J**	<0.00008	<0.00008	<0.00005	<0.00005	<0.00005	<0.0000762	<0.0000755	0.000171 J	<0.0000755		<0.00002	<0.00002	<0.00002
bis(2-Chloroethoxy)methane	*0.00083*	*0.0019*	<0.0003	<0.00009	<0.00009	<0.00005	<0.00005	<0.00005	<0.000124	<0.000123	<0.000124	<0.000123		<0.00003	<0.00003	<0.00003
bis(2-Ethylhexyl)phthalate (DEHP)	*0.006*	*0.006*	<0.00037	0.00098	0.006	0.001	<0.0015	0.0018	0.000637	0.00157 J	<0.000352	<0.000349		0.00015 J	<0.000037	<0.00056
Chrysene	*0.91*	*2*	0.004	<0.00007	<0.00007	<0.00005	<0.00005	0.00016 J	<0.0000762	<0.0000755	0.000301 J	<0.0000755		<0.000021	<0.000021	<0.000021
Dibenzofuran	*0.098*	*0.29*	**0.12**	<0.00008	<0.00008	0.0002 J	<0.000078	0.0018	0.000168 J	<0.0000755	0.00192	0.0000942 J		<0.00002	<0.00002	<0.00002
Di-n-butylphthalate (DBP)	*2.4*	*7.3*	<0.0002	<0.00007	<0.00007	<0.00005	<0.00005	0.00011 J	<0.000105	<0.000104	<0.000105	<0.000104		<0.00002	<0.00002	0.0001 J
Fluoranthene	*0.98*	*2.9*	0.024	<0.00007	<0.00007	<0.00005	<0.00005	0.0016	<0.0000667	<0.000066	0.00233	<0.000066		<0.00001	<0.00001	0.00021
Fluorene	*0.98*	*2.9*	0.072	<0.00007	<0.00007	0.0001 J	<0.00005	0.0012	0.00034 J	0.000135 J	0.00167	0.000155 J		<0.00003	0.00012	<0.00003
Naphthalene	*0.49*	*1.5*	**2.9**	0.00083	0.0014	0.0027	<0.0015	0.015	0.0129	0.00643 J	0.0112	0.00274		0.00088	0.0032	0.00035
Nitrobenzene	*0.049*	*0.15*	<0.00024	<0.00009	<0.00009	<0.00005	<0.00005	<0.00005	<0.000105	<0.000104	<0.000105	<0.000104		<0.000024	<0.000024	<0.000024
N-Nitrosodiphenylamine	*0.19*	*0.42*	<0.00025	<0.00009	<0.00009	<0.00005	<0.00005	<0.00005	<0.0000952	<0.0000943	<0.0000952	<0.0000943		<0.000025	<0.000025	<0.000025
Pentachlorophenol	*0.001*	*0.001*	<0.00079	<0.00008	<0.00008	<0.00005	<0.00005	<0.00005	R	<0.000575	<0.000581	<0.000575		<0.000079	<0.000079	<0.000079
Phenanthrene	*0.73*	*2.2*	0.093	<0.00007	<0.00007	0.00016 J	<0.00005	0.005	0.000499	<0.0000566	0.00585	<0.0000566		<0.000021	0.0001	<0.000021
Phenol	*7.3*	*22*	0.0024	0.0005	0.0039	0.0049	0.0074	0.000062 J	R	<0.0000377	<0.0000381	<0.0000377		<0.000035	<0.000035	<0.000035
Pyrene	*0.73*	*2.2*	0.015	<0.00007	<0.00007	<0.00005	<0.00005	0.00086	<0.000105	<0.000104	0.0014	<0.000104		<0.000019	<0.000019	0.00015
Metals																
Arsenic	*0.01*	*0.01*	0.00216											<0.0004	0.000618 J	<0.0004

Notes:
1. All values in milligrams per liter (mg/L).
2. Concentrations > RAL and non-detects are highlighted light gray.
3. Concentrations > C/I AL and non-detects are highlighted dark gray
4. TRRP Protective Concentration Limits (PCLs) (30 TAC §350, Table 3), updated January 2021.
5. RAL = Residential Assessment Level, C/I = Commercial/Industrial
6. J = Estimated value, < = not detected at the specified detection limit.
7. MW-32A was screened in the B-CZ & replaced with MW-32AR
8. Based on historical data, MW-25A and MW-25C were likely mislabeled in March 2018 and results are provided correctly in this table.

TABLE 2
ANALYTICAL RESULTS SUMMARY (2008 - 2022)
CLASS 2 GROUNDWATER
HOUSTON, TX - WOOD PRESERVING WORKS

	Residential Assessment Level	***C/I PCL***	MW-68C 01/15/2019	MW-68C 07/18/2019	MW-68C 01/17/2020	MW-68C 07/27/2020	MW-68C 01/15/2021	MW-68C 07/13/2021	MW-68C 01/13/2022	MW-69A 07/15/2010	MW-69A 01/19/2011	MW-69A 07/21/2011	MW-69A 02/08/2012	MW-69A 07/24/2012	MW-69A 02/07/2013	MW-69A 08/06/2013
Volatile Organic Compounds																
1,2-Dichloroethane	*0.005*	*0.005*	<0.0002	<0.0002	<0.0002	<0.0002	<0.0002	<0.0002	<0.0002	<0.0005	<0.0005	<0.001	<0.001	<0.0005	<0.00014	<0.00014
Benzene	*0.005*	*0.005*	<0.0002	<0.0002	0.00056 J	<0.0002	0.00036 J	<0.0002	<0.0002	<0.0005	<0.0005	<0.001	<0.001	<0.0005	<0.00008	<0.00008
Chlorobenzene	*0.1*	*0.1*	<0.0003	<0.0003	<0.0003	<0.0003	<0.0003	<0.0003	<0.0003	<0.0005	<0.0005	<0.001	<0.001	<0.0005	<0.00012	<0.00012
Ethylbenzene	*0.7*	*0.7*	<0.0003	<0.0003	0.00047 J	<0.0003	<0.0003	<0.0003	<0.0003	<0.0005	<0.0005	<0.0011	<0.0011	<0.0005	<0.00011	<0.00011
Methylene chloride	*0.005*	*0.005*	<0.001	<0.001	<0.001	<0.001	<0.001	<0.001	<0.001	<0.0005	<0.0005	<0.0013	<0.0013	<0.001	<0.00015	<0.00015
Toluene	*1*	*1*	<0.0002	<0.0002	<0.0002	<0.0002	<0.0002	<0.0002	<0.0002	<0.0005	<0.0005	<0.001	<0.001	<0.0005	<0.00015	<0.00015
Vinyl chloride	*0.002*	*0.002*										<0.001	<0.001	<0.0005	<0.00011	<0.00011
Xylenes (total)	*10*	*10*	0.0011	<0.0003	0.00062 J	<0.0003	<0.0003	<0.0003	<0.0003	<0.001	<0.001	<0.0031	<0.0031	<0.0015	<0.00026	<0.00026
Semivolatile Organic Compounds																
1,2-Diphenylhydrazine	*0.0011*	*0.0026*	<0.000021	<0.000021	<0.000021	<0.000021	<0.000021	<0.000021	<0.000021	<0.0001	<0.0001	<0.00005	<0.00005	<0.00005	<0.000105	<0.00011
2,4-Dimethylphenol	*0.49*	*1.5*	<0.00004	<0.00004	<0.00004	<0.00004	0.00045	<0.00004	0.0012	0.0036	<0.00008	<0.00005	<0.00005	0.000078 J	<0.000295	<0.00031
2,4-Dinitrotoluene	*0.0013*	*0.003*	<0.000059	<0.000058	<0.000058	<0.000058	<0.000058	<0.000058	<0.000058	<0.00009	<0.00009	<0.00005	<0.00005	<0.00005	<0.000124	<0.00013
2,6-Dinitrotoluene	*0.0013*	*0.003*	<0.000042	<0.000042	<0.000042	<0.000042	0.0012	<0.000042	<0.000042	<0.00007	<0.00007	<0.00006	<0.00006	<0.00006	<0.0000762	<0.00008
2-Chloronaphthalene	*2*	*5.8*	<0.000021	<0.000021	<0.000021	<0.000021	<0.000021	<0.000021	<0.000021	<0.0001	<0.0001	<0.00005	<0.00005	<0.00005	<0.0000762	<0.00008
2-Methylnaphthalene	*0.098*	*0.29*	<0.000077	0.000072 J	0.00033	<0.00013	<0.000019	<0.000019	0.00039	0.0038	0.000074 J	<0.00005	<0.00005	0.0009	<0.0000667	<0.00007
4,6-Dinitro-2-methylphenol	*0.0024*	*0.0073*	<0.00002	<0.00002	<0.00002	<0.00002	<0.00002	<0.00002	<0.00002	<0.00008	<0.00008	<0.00008	<0.00008	<0.00008	<0.00079	<0.00083
4-Nitrophenol	*0.049*	*0.15*	<0.000047	<0.000047	<0.000047	<0.000047	<0.000047	<0.000047	<0.000047	<0.00007	<0.00007	<0.00005	<0.00005	<0.00005	<0.000533	<0.00056
Acenaphthene	*1.5*	*4.4*	<0.000027	0.00012	0.000036 J	0.00038	<0.000027	0.000084 J	0.0004	0.0037	0.00025	<0.00005	<0.00005	0.00082	<0.0000762	<0.00008
Acenaphthylene	*1.5*	*4.4*	<0.000015	0.000053 J	0.000023 J	0.000074 J	<0.000015	<0.000015	<0.000015	<0.00007	<0.00007	<0.00005	<0.00005	<0.00005	<0.0000571	<0.00006
Anthracene	*7.3*	*22*	<0.000014	<0.000014	0.000036 J	0.00071	0.000061 J	<0.000014	0.00051	0.00039	0.00024	<0.00005	<0.00005	0.00047	<0.0000476	<0.00005
Benzo(a)anthracene	*0.0091*	*0.02*	<0.000051	<0.00005	0.000055 J	<0.00039	<0.00005	<0.00005	<0.00005	0.00049	<0.00007	<0.00005	<0.00005	<0.00005	<0.0000762	<0.00008
Benzo(a)pyrene	*0.0002*	*0.0002*	<0.00002	<0.00002	0.000063 J	<0.00014	<0.00002	<0.00002	<0.00002	0.00013 J	<0.00008	<0.00005	<0.00005	<0.00005	<0.0000762	<0.00008
bis(2-Chloroethoxy)methane	*0.00083*	*0.0019*	<0.00003	<0.00003	<0.00003	<0.00003	<0.00003	<0.00003	<0.00003	<0.00009	<0.00009	<0.00005	<0.00005	<0.00005	<0.000124	<0.00013
bis(2-Ethylhexyl)phthalate (DEHP)	*0.006*	*0.006*	<0.000044	0.00032	0.00029	0.00016 J	0.00053	<0.00024	<0.000037	0.0059	0.00081	0.00086	<0.00018	<0.0003	<0.000352	<0.00037
Chrysene	*0.91*	*2*	<0.000021	<0.000021	0.000054 J	<0.0003	<0.000021	<0.000021	<0.000021	0.00032	0.00011 J	<0.00005	<0.00005	<0.00005	<0.0000762	<0.00008
Dibenzofuran	*0.098*	*0.29*	0.000066 J	0.000064 J	0.00003 J	0.00042	<0.00002	<0.00002	<0.00037	0.003	0.00022	<0.00005	<0.00005	0.00071	<0.0000762	<0.00008
Di-n-butylphthalate (DBP)	*2.4*	*7.3*	<0.00002	0.000067 J	<0.00002	<0.000021	<0.000034	<0.00002	<0.00002	<0.00007	<0.00007	0.000069 J	<0.00005	<0.00005	<0.000105	<0.00011
Fluoranthene	*0.98*	*2.9*	<0.00001	<0.00001	0.000074 J	0.0019	<0.00001	<0.00001	0.00023	0.0025	0.00057	0.000059 J	<0.00005	0.00045	<0.0000667	<0.00007
Fluorene	*0.98*	*2.9*	0.000057 J	0.000051 J	0.000036 J	0.00047	<0.00003	<0.00003	0.00036	0.0033	0.00036	<0.00005	<0.00005	0.00085	<0.0000667	<0.00007
Naphthalene	*0.49*	*1.5*	<0.00079	0.0011	<0.00052	<0.00066	<0.00002	<0.00002	0.0051	0.026	0.00011 J	<0.00005	<0.00029	<0.004	<0.000142	<0.00008
Nitrobenzene	*0.049*	*0.15*	<0.000024	<0.000024	<0.000024	<0.000024	<0.000024	<0.000024	<0.000024	<0.00009	<0.00009	<0.00005	<0.00005	<0.00005	<0.000105	<0.00011
N-Nitrosodiphenylamine	*0.19*	*0.42*	<0.000025	<0.000025	<0.000025	<0.000025	<0.000025	<0.000025	<0.000025	<0.00009	<0.00009	<0.00005	<0.00005	<0.00005	<0.0000952	<0.0001
Pentachlorophenol	*0.001*	*0.001*	<0.00008	<0.000079	<0.000079	<0.000079	<0.000079	<0.000079	<0.000079	<0.00008	<0.00008	<0.00005	<0.00005	<0.00005	<0.000581	<0.00061
Phenanthrene	*0.73*	*2.2*	0.000062 J	<0.000021	0.000042 J	0.0024	<0.000021	<0.000021	0.00043	0.0083	0.0012	<0.00005	<0.00005	0.0022	<0.0000571	<0.00006
Phenol	*7.3*	*22*	<0.000035	0.00026	<0.000035	<0.000035	<0.000035	<0.000035	<0.000035	0.0069	<0.00007	<0.00005	<0.00005	<0.00005	<0.0000381	<0.00004
Pyrene	*0.73*	*2.2*	<0.000019	<0.000019	0.000092 J	0.0013	<0.000019	<0.000019	0.00014	0.0022	0.00037	<0.00005	<0.00005	0.00033	<0.000105	<0.00011
Metals																
Arsenic	*0.01*	*0.01*	<0.0004	<0.0004	<0.0004	<0.0004	0.000406 J	<0.0004	0.000403 J							

Notes:

1. All values in milligrams per liter (mg/L).
2. Concentrations > RAL and non-detects are highlighted light gray.
3. Concentrations > C/I AL and non-detects are highlighted dark gray
4. TRRP Protective Concentration Limits (PCLs) (30 TAC §350, Table 3), updated January 2021.
5. RAL = Residential Assessment Level, C/I = Commercial/Industrial
6. J = Estimated value, < = not detected at the specified detection limit.
7. MW-32A was screened in the B-CZ & replaced with MW-32AR
8. Based on historical data, MW-25A and MW-25C were likely mislabeled in March 2018 and results are provided correctly in this table.

TABLE 2
ANALYTICAL RESULTS SUMMARY (2008 - 2022)
CLASS 2 GROUNDWATER
HOUSTON, TX - WOOD PRESERVING WORKS

	Residential Assessment Level	***C/I PCL***	MW-69A 01/24/2014	MW-69A 07/16/2014	MW-69A 01/28/2018	MW-69A 03/20/2018	MW-69A 05/24/2018	MW-69A 01/10/2019	MW-69A 07/17/2019	MW-69A 07/21/2020	MW-69A 01/21/2021	MW-69A 07/19/2021	MW-69A 01/12/2022	MW-69A 03/10/2022	MW-70C 03/12/2020	MW-70C 03/12/2020 Duplicate
Volatile Organic Compounds																
1,2-Dichloroethane	*0.005*	*0.005*	<0.0002	<0.00014	<0.0002	<0.0002	<0.0002	<0.0002	<0.0002	<0.0002	<0.0002	<0.0002	<0.0002		<0.0002	<0.0002
Benzene	*0.005*	*0.005*	<0.0002	<0.00008	<0.0002	<0.0002	<0.0002	<0.0002	<0.0002	<0.0002	<0.0002	0.0003 J	<0.0002		**0.01**	**0.0089**
Chlorobenzene	*0.1*	*0.1*	<0.00018	<0.00012	<0.0003	<0.0003	<0.0003	<0.0003	<0.0003	<0.0003	<0.0003	<0.0003	<0.0003		<0.0003	<0.0003
Ethylbenzene	*0.7*	*0.7*	<0.00019	<0.00011	<0.0003	<0.0003	<0.0003	<0.0003	<0.0003	<0.0003	<0.0003	<0.0003	<0.0003		0.057	0.052
Methylene chloride	*0.005*	*0.005*	<0.00022	<0.00015	<0.001	<0.001	<0.001	<0.001	<0.001	<0.001	<0.001	<0.001	<0.001		<0.001	<0.001
Toluene	*1*	*1*	<0.00017	<0.00015	<0.0002	<0.0002	<0.0002	<0.0002	<0.0002	<0.0002	<0.0002	<0.0002	<0.0002		0.034	0.032
Vinyl chloride	*0.002*	*0.002*	<0.00018	<0.00011	<0.0002	<0.0002		<0.0002	<0.0002	<0.0002						
Xylenes (total)	*10*	*10*	<0.00058	<0.00026	<0.0003	<0.0003	<0.0003	<0.0003	<0.0003	<0.0003	<0.0003	<0.0003	<0.0003		0.064	0.061
Semivolatile Organic Compounds																
1,2-Diphenylhydrazine	*0.0011*	*0.0026*	<0.000106	<0.000104	<0.000021	<0.000021	<0.000021	<0.000021	<0.000021	<0.000021	<0.000021	<0.000021	<0.00021	<0.000021	<0.000022	<0.000022
2,4-Dimethylphenol	*0.49*	*1.5*	<0.000298	<0.000292	<0.00004	<0.00004	<0.00004	<0.00004	<0.00004	0.00018 J	<0.00004	<0.00004	0.026	<0.00004	0.00041	<0.000041
2,4-Dinitrotoluene	*0.0013*	*0.003*	<0.000125	<0.000123	<0.000058	<0.000058	<0.000058	<0.000058	<0.000058	<0.000058	<0.000058	<0.000058	<0.00058	<0.000058	<0.00006	<0.00006
2,6-Dinitrotoluene	*0.0013*	*0.003*	<0.0000769	<0.0000755	<0.000042	<0.000042	<0.000042	<0.000042	<0.000042	<0.000042	<0.000042	<0.000042	<0.00042	<0.000042	<0.000044	<0.000043
2-Chloronaphthalene	*2*	*5.8*	<0.0000769	<0.0000755	<0.000021	<0.000021	<0.000021	<0.000021	<0.000021	<0.000021	<0.000021	<0.000021	<0.00021	<0.000021	<0.000022	<0.000022
2-Methylnaphthalene	*0.098*	*0.29*	<0.0000673	<0.000066	<0.000019	<0.000019	<0.000019	<0.000019	<0.000019	<0.000019	<0.000019	0.00016	0.024	0.0014	0.067 J	0.098 J
4,6-Dinitro-2-methylphenol	*0.0024*	*0.0073*	<0.000798	<0.000783	<0.00002	<0.00002	<0.00002	<0.00002	<0.00002	<0.00002	<0.00002	<0.00002	0.0021	<0.00002	<0.000021	<0.000021
4-Nitrophenol	*0.049*	*0.15*	<0.000538	<0.000528	<0.000047	<0.000047	<0.000047	<0.000047	<0.000047	<0.000047	<0.000047	<0.000047	<0.00047	<0.000047	<0.000049	<0.000048
Acenaphthene	*1.5*	*4.4*	<0.0000769	<0.0000755	<0.000027	<0.000027	<0.000027	<0.000027	<0.000027	<0.000027	<0.000027	0.00011	0.019	0.00065	0.059 J	0.087 J
Acenaphthylene	*1.5*	*4.4*	<0.0000577	<0.0000566	<0.000015	<0.000015	<0.000015	<0.000015	<0.000015	<0.000015	<0.000015	<0.000015	<0.00015	<0.000015	<0.000016	0.00074
Anthracene	*7.3*	*22*	0.000497	<0.0000472	<0.000014	<0.000014	<0.000014	<0.000014	<0.000014	<0.000014	0.000019 J	<0.000014	0.0085	<0.000014	0.0049 J	0.0082 J
Benzo(a)anthracene	*0.0091*	*0.02*	<0.0000769	<0.0000755	<0.00005	<0.00005	<0.00005	<0.00005	<0.00005	<0.00005	<0.00005	<0.00005	0.0033	<0.00005	<0.000052	0.000079 J
Benzo(a)pyrene	*0.0002*	*0.0002*	<0.0000769	<0.0000755	<0.00002	<0.00002	<0.00002	<0.00002	<0.00002	<0.00002	<0.00002	<0.00002	**0.00085 J**	<0.00002	<0.000021	<0.000021
bis(2-Chloroethoxy)methane	*0.00083*	*0.0019*	<0.000125	<0.000123	<0.00003	<0.00003	<0.00003	<0.00003	<0.00003	<0.00003	<0.00003	<0.00003	<0.0003	<0.00003	<0.000031	<0.000031
bis(2-Ethylhexyl)phthalate (DEHP)	*0.006*	*0.006*	<0.000356	<0.000349	0.00028	0.00038	0.00025	<0.000037	<0.00034	0.000063 J	<0.00013	0.000054 J	<0.00037	0.000037 J	<0.000039	0.000052 J
Chrysene	*0.91*	*2*	<0.0000769	<0.0000755	<0.000021	<0.000021	<0.000021	<0.000021	<0.000021	<0.000021	<0.000021	<0.000021	0.003	<0.000021	<0.000022	0.000061 J
Dibenzofuran	*0.098*	*0.29*	<0.0000769	<0.0000755	<0.00002	<0.00002	<0.00002	<0.00002	<0.00002	<0.00002	<0.00002	<0.00002	0.016	0.000021 J	0.055 J	0.078 J
Di-n-butylphthalate (DBP)	*2.4*	*7.3*	<0.000855	<0.000104	<0.00002	<0.00002	<0.00002	<0.00002	<0.00002	<0.00002	<0.000029	<0.00002	<0.0002	<0.00002	0.000061 J	0.0001 J
Fluoranthene	*0.98*	*2.9*	<0.0000673	<0.000066	<0.00001	<0.00001	<0.00001	<0.00001	<0.00001	<0.00001	0.00001 J	0.000034 J	0.021	<0.00001	0.003 J	0.0053 J
Fluorene	*0.98*	*2.9*	<0.0000673	<0.000066	<0.00003	<0.00003	<0.00003	<0.00003	<0.00003	<0.00003	<0.00003	0.000035 J	0.018	0.00027	0.028 J	0.038 J
Naphthalene	*0.49*	*1.5*	<0.000713	<0.000155	<0.00019	<0.00002	0.00008 J	<0.00002	<0.000078	0.00019	<0.00012	0.0001	0.13	0.000079 J	**1.6 J**	**2.5 J**
Nitrobenzene	*0.049*	*0.15*	<0.000106	<0.000104	<0.000024	<0.000024	<0.000024	<0.000024	<0.000024	<0.000024	<0.000024	<0.000024	<0.00024	<0.000024	<0.000025	<0.000025
N-Nitrosodiphenylamine	*0.19*	*0.42*	<0.0000962	<0.0000943	<0.000025	<0.000025	<0.000025	<0.000025	<0.000025	<0.000025	<0.000025	<0.000025	<0.00025	<0.000025	<0.000026	<0.000026
Pentachlorophenol	*0.001*	*0.001*	<0.000587	<0.000575	<0.000079	<0.000079	<0.000079	<0.000079	<0.000079	<0.000079	<0.000079	<0.000079	<0.00079	<0.000079	<0.000082	<0.000081
Phenanthrene	*0.73*	*2.2*	<0.00039	<0.0000566	<0.000021	<0.000021	<0.000021	<0.000021	<0.000021	<0.000021	<0.000021	0.000023 J	0.047	<0.000021	0.04	0.054
Phenol	*7.3*	*22*	<0.0000385	<0.0000377	<0.000035	<0.000035	<0.000035	<0.000035	<0.000035	0.000099 J	<0.000035	<0.000035	0.019	<0.000035	<0.000036	<0.000036
Pyrene	*0.73*	*2.2*	<0.000106	<0.000104	<0.000019	0.000055 J	<0.000019	<0.000019	<0.000019	<0.000019	<0.000019	0.000027 J	0.013	<0.000019	0.0017 J	0.0029 J
Metals																
Arsenic	*0.01*	*0.01*			0.00916	0.0017 J	**0.0142**	0.000717 J	0.000642 J	**0.0278**	0.00174 J	**0.0113**	**0.0189**		0.00598	0.0047

Notes:

1. All values in milligrams per liter (mg/L).
2. Concentrations > RAL and non-detects are highlighted light gray.
3. Concentrations > C/I AL and non-detects are highlighted dark gray
4. TRRP Protective Concentration Limits (PCLs) (30 TAC §350, Table 3), updated January 2021.
5. RAL = Residential Assessment Level, C/I = Commercial/Industrial
6. J = Estimated value, < = not detected at the specified detection limit.
7. MW-32A was screened in the B-CZ & replaced with MW-32AR
8. Based on historical data, MW-25A and MW-25C were likely mislabeled in March 2018 and results are provided correctly in this table.

TABLE 2
ANALYTICAL RESULTS SUMMARY (2008 - 2022)
CLASS 2 GROUNDWATER
HOUSTON, TX - WOOD PRESERVING WORKS

	Residential Assessment Level	***C/I PCL***	MW-70C 05/21/2020	MW-70C 05/21/2020 Duplicate	MW-70C 07/28/2020	MW-70C 08/18/2020	MW-70C 01/27/2021	MW-70C 07/13/2021	MW-70C 01/13/2022	MW-74B 02/09/2012	MW-74B 07/26/2012	MW-74B 04/02/2013	MW-74B 01/29/2014	MW-74B 08/28/2014	MW-74B 01/30/2018	MW-74B 03/28/2018
Volatile Organic Compounds																
1,2-Dichloroethane	*0.005*	*0.005*	<0.0002	<0.0002	<0.0002		<0.0002	<0.0002	<0.0002	**<0.01**	<0.005	<0.0028	<0.0007	<0.0028	<0.0002	<0.0002
Benzene	*0.005*	*0.005*	**0.019**	**0.018**	**0.021**		0.00059 J	<0.0002	<0.0002	**0.35**	**0.71**	**0.552**	**0.795**	**0.652**	**0.47**	**0.58**
Chlorobenzene	*0.1*	*0.1*	<0.0003	<0.0003	<0.0003		<0.0003	<0.0003	<0.0003	<0.01	<0.005	<0.0024	<0.0006	<0.0024	<0.0003	<0.0003
Ethylbenzene	*0.7*	*0.7*	0.11	0.12	0.11		0.0017	0.0018	0.0003	0.086	0.14	0.147	0.203	0.2	0.25	0.12
Methylene chloride	*0.005*	*0.005*	<0.001	<0.001	<0.001		<0.001	<0.001	<0.001	**<0.013**	**<0.01**	<0.003	<0.00075	<0.003	<0.001	<0.001
Toluene	*1*	*1*	0.056	0.06	0.056		0.0013	0.0007 J	<0.0002	0.32	0.56	0.533	0.774	0.741	0.75	0.56
Vinyl chloride	*0.002*	*0.002*														
Xylenes (total)	*10*	*10*	0.13	0.14	0.11		0.002	0.0012	<0.0003	0.25	0.38	0.427	0.553	0.558	0.53	0.33
Semivolatile Organic Compounds																
1,2-Diphenylhydrazine	*0.0011*	*0.0026*	<0.000021	<0.000021		<0.000021	<0.000021	<0.000021	<0.000021	<0.0005	<0.0005	**<0.106**	**<0.208**	**<0.216**	**<0.0021**	<0.00021
2,4-Dimethylphenol	*0.49*	*1.5*	<0.00004	<0.00004		<0.00004	0.00022	<0.00004	<0.00004	**55**	**41**	**56.9**	**525**	**70.6**	**59**	**30**
2,4-Dinitrotoluene	*0.0013*	*0.003*	<0.000058	<0.000058		<0.000058	<0.000058	<0.000058	<0.000058	<0.0005	<0.0005	**<0.125**	**<0.245**	**<0.255**	**<0.0058**	<0.00058
2,6-Dinitrotoluene	*0.0013*	*0.003*	<0.000042	<0.000042		<0.000042	<0.000042	<0.000042	<0.000042	<0.0006	<0.0006	**<0.0769**	**<0.151**	**<0.157**	**<0.0042**	<0.00042
2-Chloronaphthalene	*2*	*5.8*	<0.000021	<0.000021		<0.000021	<0.000021	<0.000021	<0.000021	<0.0005	<0.0005	<0.0769	<0.151	<0.157	<0.0021	<0.00021
2-Methylnaphthalene	*0.098*	*0.29*	0.05	0.047		<0.000019	<0.000019	<0.000019	<0.000019	**0.39**	**0.43 J**	**0.673**	**5.52**	**0.95 J**	**0.3**	**2.4**
4,6-Dinitro-2-methylphenol	*0.0024*	*0.0073*	<0.00002	<0.00002		<0.00002	<0.00002	<0.00002	<0.00002	<0.0008	<0.0008	**<0.798**	**<1.57**	**<1.63**	<0.002	<0.0002
4-Nitrophenol	*0.049*	*0.15*	<0.000047	<0.000047		<0.000047	<0.000047	<0.000047	<0.000047	<0.0005	<0.0005	**<0.538**	**<1.06**	**<1.1**	0.033 J	<0.00047
Acenaphthene	*1.5*	*4.4*	0.068	0.053		0.00023	<0.000027	0.00015	<0.000027	0.29	0.21	0.31 J	**2.4**	0.413 J	0.31	1.4
Acenaphthylene	*1.5*	*4.4*	0.00066	0.00048		<0.000015	<0.000015	<0.000015	<0.000015	0.0058	0.0062	<0.0577	<0.113	<0.118	0.012	0.019
Anthracene	*7.3*	*22*	0.0035	0.0029		<0.000014	<0.000014	<0.000014	0.000098 J	0.037	0.024	<0.0481	0.282 J	<0.098	0.027	0.58
Benzo(a)anthracene	*0.0091*	*0.02*	<0.00005	<0.00005		<0.00005	<0.00005	<0.00005	<0.00005	<0.0005	0.0022	**<0.0769**	**<0.151**	**<0.157**	<0.005	**0.22**
Benzo(a)pyrene	*0.0002*	*0.0002*	<0.00002	<0.00002		<0.00002	<0.00002	<0.00002	<0.00002	**<0.0005**	**0.00085 J**	**<0.0769**	**<0.151**	**<0.157**	**<0.002**	**0.064**
bis(2-Chloroethoxy)methane	*0.00083*	*0.0019*	<0.00003	<0.00003		<0.00003	<0.00003	<0.00003	<0.00003	<0.0005	<0.0005	**<0.125**	**<0.245**	**<0.255**	**<0.003**	<0.0003
bis(2-Ethylhexyl)phthalate (DEHP)	*0.006*	*0.006*	<0.000037	<0.000037		<0.000037	<0.00014	<0.000048	<0.000037	<0.001	<0.001	**<0.356**	**<0.698**	**<0.725**	<0.0037	<0.00037
Chrysene	*0.91*	*2*	<0.000021	<0.000021		<0.000021	<0.000021	<0.000021	<0.000021	<0.0005	0.0018 J	<0.0769	<0.151	<0.157	<0.0021	0.23
Dibenzofuran	*0.098*	*0.29*	0.053	0.046		<0.00002	<0.00002	0.000083 J	<0.00002	**0.25**	**0.19**	**0.252 J**	**1.84**	**<0.157**	**0.24**	**1.4**
Di-n-butylphthalate (DBP)	*2.4*	*7.3*	0.00016 J	0.0001 J		<0.00002	0.000077 J	0.000039 J	<0.00002	<0.0005	<0.0005	<0.106	<0.208	<0.216	<0.002	<0.0002
Fluoranthene	*0.98*	*2.9*	0.0027	0.002		<0.00001	<0.00001	<0.00001	0.00005 J	0.0044	0.018	<0.0673	<0.132	<0.137	0.015	**1.4**
Fluorene	*0.98*	*2.9*	0.034	0.027		0.00013	0.000076 J	0.000063 J	0.000076 J	0.17	0.14 J	0.196 J	**1.34**	0.263 J	0.19	**1.4**
Naphthalene	*0.49*	*1.5*	**1.1**	**1.2**		<0.00002	<0.00014	0.0025	<0.00034	**16**	**10**	**13.9**	**139**	**17.9**	**18**	**21**
Nitrobenzene	*0.049*	*0.15*	<0.000024	<0.000024		<0.000024	<0.000024	<0.000024	<0.000024	<0.0005	<0.0005	**<0.106**	**<0.208**	**<0.216**	<0.0024	<0.00024
N-Nitrosodiphenylamine	*0.19*	*0.42*	<0.000025	<0.000025		<0.000025	<0.000025	<0.000025	<0.000025	<0.0005	<0.0005	<0.0962	<0.189	**<0.196**	<0.0025	<0.00025
Pentachlorophenol	*0.001*	*0.001*	<0.000079	<0.000079		<0.000079	<0.000079	<0.000079	<0.000079	<0.0005	<0.0005	**<0.587**	**<1.15**	**<1.2**	**<0.0079**	<0.00079
Phenanthrene	*0.73*	*2.2*	0.03	0.026		0.00012	0.00004 J	<0.000021	0.00017	0.15	0.15	0.169 J	**1.28**	0.307 J	0.16	**3.7**
Phenol	*7.3*	*22*	<0.000035	<0.000035		<0.000035	<0.000084	<0.000035	<0.000035	**43**	**38**	**63.2**	**420**	**53.3**	**56**	**25**
Pyrene	*0.73*	*2.2*	0.0011	0.00082		<0.000019	<0.000019	<0.000019	0.000032 J	0.005	0.01	<0.106	<0.208	<0.216	0.0079 J	**0.83**
Metals																
Arsenic	*0.01*	*0.01*	0.00663	0.00606	0.00579		0.00109 J	<0.0004	<0.0004						0.00162 J	0.00142 J

Notes:

1. All values in milligrams per liter (mg/L).
2. Concentrations > RAL and non-detects are highlighted light gray.
3. Concentrations > C/I AL and non-detects are highlighted dark gray
4. TRRP Protective Concentration Limits (PCLs) (30 TAC §350, Table 3), updated January 2021.
5. RAL = Residential Assessment Level, C/I = Commercial/Industrial
6. J = Estimated value, < = not detected at the specified detection limit.
7. MW-32A was screened in the B-CZ & replaced with MW-32AR
8. Based on historical data, MW-25A and MW-25C were likely mislabeled in March 2018 and results are provided correctly in this table.

TABLE 2
ANALYTICAL RESULTS SUMMARY (2008 - 2022)
CLASS 2 GROUNDWATER
HOUSTON, TX - WOOD PRESERVING WORKS

	Residential Assessment Level	***C/I PCL***	MW-74B 06/07/2018	MW-74B 01/23/2019	MW-74B 07/30/2019	MW-74B 01/17/2020	MW-74B 07/21/2020	MW-74B 01/12/2021	MW-74B 07/14/2021	MW-74B 01/12/2022	MW-75B 02/08/2012 DNAPL	MW-75B 07/26/2012 DNAPL	MW-75B 04/02/2013 DNAPL	MW-75B 01/29/2014 DNAPL	MW-75B 07/24/2014 DNAPL	MW-75B 01/17/2020
Volatile Organic Compounds																
1,2-Dichloroethane	*0.005*	*0.005*	<0.0002	<0.002	<0.001	<0.0002	<0.0002	<0.0002	**<0.02**	<0.001	**<0.01**	<0.0025	<0.0028	<0.0007	<0.00014	<0.0002
Benzene	*0.005*	*0.005*	**0.71**	**0.83**	**0.59**	**0.12**	**0.78**	**0.007**	**0.14**	**0.54**	**0.61**	**0.85**	**0.369**	**0.502**	**0.298**	**0.12**
Chlorobenzene	*0.1*	*0.1*	<0.0003	<0.003	<0.0015	<0.0003	<0.0003	<0.0003	<0.03	<0.0015	<0.01	<0.0025	<0.0024	<0.0006	<0.00012	<0.0003
Ethylbenzene	*0.7*	*0.7*	0.17 J	0.22	0.15	0.076	0.16	0.015	0.091 J	0.15	0.13	0.1	0.069	0.0773	0.0737	0.037
Methylene chloride	*0.005*	*0.005*	<0.001	**<0.01**	<0.005	<0.001	<0.001	<0.001	**<0.1**	**0.0051 J**	**<0.013**	<0.005	<0.003	<0.00075	<0.00015	<0.001
Toluene	*1*	*1*	0.74	0.69	0.52	0.29	0.69	0.02	0.23	0.56	0.51	0.5	0.282	0.328	0.273	0.13
Vinyl chloride	*0.002*	*0.002*													<0.00011	
Xylenes (total)	*10*	*10*	0.51 J	0.63	0.42	0.2	0.41	0.049	0.26	0.41	0.41	0.33	0.247	0.276	0.255	0.11
Semivolatile Organic Compounds																
1,2-Diphenylhydrazine	*0.0011*	*0.0026*	**<0.0021**	<0.00021	<0.000021	<0.000021	<0.00021	<0.00021	<0.00021	<0.00021	<0.0005	<0.0005	**<0.00212**	**<0.0519**	**<0.00214**	<0.000021
2,4-Dimethylphenol	*0.49*	*1.5*	**57**	**9**	**37**	0.21	**8.3**	0.099	**5**	**2.7**	0.18	**0.64**	0.0695	**6.35**	<0.00602	**0.86**
2,4-Dinitrotoluene	*0.0013*	*0.003*	**<0.0058**	<0.00058	<0.000058	<0.000058	<0.00058	<0.00058	<0.00058	<0.00058	<0.0005	<0.0005	**<0.0025**	**<0.0613**	**<0.00252**	<0.000058
2,6-Dinitrotoluene	*0.0013*	*0.003*	**<0.0042**	<0.00042	<0.000042	<0.000042	<0.00042	<0.00042	<0.00042	<0.00042	<0.0006	<0.0006	**<0.00154**	**<0.0377**	**<0.00155**	<0.000042
2-Chloronaphthalene	*2*	*5.8*	<0.0021	<0.00021	<0.000021	<0.000021	<0.00021	<0.00021	<0.00021	<0.00021	<0.0005	<0.0005	<0.00154	<0.0377	<0.00155	<0.000021
2-Methylnaphthalene	*0.098*	*0.29*	**0.99**	**0.22**	**0.48**	**1.3**	**0.6**	**0.13**	**0.7**	**2.5**	**0.62**	**0.6 J**	**0.101**	**3.18**	**0.546**	**0.81**
4,6-Dinitro-2-methylphenol	*0.0024*	*0.0073*	<0.002	<0.0002	<0.00002	<0.00002	<0.0002	<0.0002	<0.0002	<0.0002	<0.0008	<0.0008	**<0.016**	**<0.392**	**<0.0161**	<0.00002
4-Nitrophenol	*0.049*	*0.15*	<0.0047	<0.00047	<0.000047	<0.000047	<0.00047	<0.00047	<0.00047	<0.00047	<0.0005	<0.0005	<0.0108	**<0.264**	<0.0109	<0.000047
Acenaphthene	*1.5*	*4.4*	0.33	0.098	0.24	0.98	0.32	0.17	0.37	**1.9**	0.34	0.26	0.0697	**2.57**	0.429	0.67
Acenaphthylene	*1.5*	*4.4*	0.0098 J	0.0032	0.0037	0.018	0.0083	0.0046	0.011	0.042	0.013	0.0058	<0.00115	0.0672 J	0.0121	0.0086
Anthracene	*7.3*	*22*	0.034	0.0074	0.0071	0.42	0.083	0.014	0.054	0.85	0.035	0.045	0.00948 J	0.605	0.0626	0.39
Benzo(a)anthracene	*0.0091*	*0.02*	<0.005	<0.0005	0.00022	**0.13**	**0.037**	0.0018	**0.0097**	**0.29**	0.00064 J	0.0047	<0.00154	**0.0667 J**	0.00748 J	**0.12**
Benzo(a)pyrene	*0.0002*	*0.0002*	**<0.002**	<0.0002	<0.00002	**0.034**	**0.012**	**0.001**	**0.0045**	**0.074**	**<0.0005**	**0.0013 J**	**<0.00154**	**<0.0377**	**<0.00155**	**0.035**
bis(2-Chloroethoxy)methane	*0.00083*	*0.0019*	**<0.003**	<0.0003	<0.00003	<0.00003	<0.0003	<0.0003	<0.0003	<0.0003	<0.0005	<0.0005	**<0.0025**	**<0.0613**	**<0.00252**	<0.00003
bis(2-Ethylhexyl)phthalate (DEHP)	*0.006*	*0.006*	<0.0037	<0.00037	<0.000037	0.0014	<0.00037	<0.00037	<0.00037	<0.00037	<0.001	<0.001	**<0.00712**	**<0.175**	**<0.00718**	0.0021
Chrysene	*0.91*	*2*	<0.0021	<0.00021	0.00016	0.082	0.03	0.002	0.012	0.35	0.00062 J	0.0042	<0.00154	0.0704 J	0.00677 J	0.095
Dibenzofuran	*0.098*	*0.29*	**0.24**	0.079	**0.19**	**0.72**	**0.27**	0.085	**0.28**	**1.6**	**0.29**	**0.23**	0.0533	**1.56**	**0.214**	**0.54**
Di-n-butylphthalate (DBP)	*2.4*	*7.3*	<0.002	<0.0002	<0.00002	0.0022	<0.0002	<0.0002	<0.0002	<0.0002	<0.0005	<0.0005	<0.00212	<0.0519	<0.00214	0.0016
Fluoranthene	*0.98*	*2.9*	0.017	0.0038	0.0035	0.67	0.2	0.013	0.072	**1.9**	0.016	0.04	0.0103	0.708	0.0914	0.75
Fluorene	*0.98*	*2.9*	0.19	0.056	0.14	0.88	0.29	0.09	0.26	**1.9**	0.19	0.17 J	0.0425	**1.59**	0.218	0.61
Naphthalene	*0.49*	*1.5*	**19**	**4**	**13 J**	**8.5**	**5.9**	0.25	**2**	**19**	**8.9**	**9.3**	0.211	**27.1**	**5.7**	**7.5**
Nitrobenzene	*0.049*	*0.15*	<0.0024	<0.0024	<0.000024	<0.000024	<0.00024	<0.00024	<0.00024	<0.00024	<0.0005	<0.0005	<0.00212	**<0.0519**	<0.00214	<0.000024
N-Nitrosodiphenylamine	*0.19*	*0.42*	<0.0025	<0.00025	<0.000025	<0.000025	<0.00025	<0.00025	<0.00025	<0.00025	<0.0005	<0.0005	<0.00192	<0.0472	<0.00194	<0.000025
Pentachlorophenol	*0.001*	*0.001*	**<0.0079**	<0.00079	<0.000079	<0.000079	<0.00079	<0.00079	<0.00079	<0.00079	<0.0005	<0.0005	**<0.0117**	**<0.288**	**<0.0118**	<0.000079
Phenanthrene	*0.73*	*2.2*	0.17	0.046	0.087	**2.3**	0.58	0.086	0.35	**4.8**	0.24	0.27	0.0606	**2.13**	0.238	**1.9**
Phenol	*7.3*	*22*	**39**	5	**33**	0.048	5.5	0.00083 J	7	2	0.0066	0.0027	0.0069 J	0.108 J	<0.000777	0.0029
Pyrene	*0.73*	*2.2*	0.0077 J	0.002	0.0023	0.44	0.15	0.0079	0.044	**1.2**	0.0098	0.026	0.00617 J	0.416	0.0537	0.51
Metals																
Arsenic	*0.01*	*0.01*	0.00131 J	0.0014 J	0.00128 J	0.000443 J	0.00137 J	<0.00197	<0.000939	0.00239						0.00167 J

Notes:

1. All values in milligrams per liter (mg/L).
2. Concentrations > RAL and non-detects are highlighted light gray.
3. Concentrations > C/I AL and non-detects are highlighted dark gray
4. TRRP Protective Concentration Limits (PCLs) (30 TAC §350, Table 3), updated January 2021.
5. RAL = Residential Assessment Level, C/I = Commercial/Industrial
6. J = Estimated value, < = not detected at the specified detection limit.
7. MW-32A was screened in the B-CZ & replaced with MW-32AR
8. Based on historical data, MW-25A and MW-25C were likely mislabeled in March 2018 and results are provided correctly in this table.

TABLE 2
ANALYTICAL RESULTS SUMMARY (2008 - 2022)
CLASS 2 GROUNDWATER
HOUSTON, TX - WOOD PRESERVING WORKS

	Residential Assessment Level	***C/I PCL***	MW-75B 07/21/2020	MW-75B 01/21/2021	MW-75B 07/14/2021	MW-76B 03/12/2020	MW-76B 05/26/2020	MW-76B 07/20/2020	MW-76B 01/11/2021	MW-76B 07/27/2021	MW-76B 01/06/2022	MW-76C 07/24/2014	MW-76C 10/03/2014	MW-76C 01/30/2018	MW-76C 03/28/2018	MW-76C 05/25/2018
Volatile Organic Compounds																
1,2-Dichloroethane	*0.005*	*0.005*	<0.0002	<0.0002	<0.0002	<0.0002	<0.0002	<0.0002	<0.0002	<0.0002	<0.0002	<0.00014		<0.0002	<0.0002	<0.0002
Benzene	*0.005*	*0.005*	**0.0072**	0.0017	0.0012	<0.0002	<0.0002	<0.0002	<0.0002	<0.0002	<0.0002	0.000149 J		<0.0002	<0.0002	0.00021 J
Chlorobenzene	*0.1*	*0.1*	<0.0003	<0.0003	<0.0003	<0.0003	<0.0003	<0.0003	<0.0003	<0.0003	<0.0003	<0.00012		<0.0003	<0.0003	<0.0003
Ethylbenzene	*0.7*	*0.7*	0.04	0.0034	0.011	<0.0003	<0.0003	<0.0003	<0.0003	<0.0003	<0.0003	<0.00011		<0.0003	<0.0003	<0.0003
Methylene chloride	*0.005*	*0.005*	<0.001	<0.001	**<0.01**	<0.001	<0.001	<0.001	<0.001	<0.001	<0.001	<0.00015		<0.001	<0.001	<0.001
Toluene	*1*	*1*	0.05	0.0028	0.0059	<0.0002	<0.0002	<0.0002	<0.0002	<0.0002	<0.0002	0.000156 J		<0.0002	<0.0002	<0.0002
Vinyl chloride	*0.002*	*0.002*										<0.00011				
Xylenes (total)	*10*	*10*	0.13	0.014	0.055	<0.0003	<0.0003	<0.0003	<0.0003	<0.0003	<0.0003	<0.00026		<0.0003	<0.0003	<0.0003
Semivolatile Organic Compounds																
1,2-Diphenylhydrazine	*0.0011*	*0.0026*	<0.00021	<0.000021	<0.00021	<0.000022	<0.000021	<0.000021	<0.000021	<0.000021	<0.000021	<0.000104	<0.000107	<0.000021	<0.000021	<0.000021
2,4-Dimethylphenol	*0.49*	*1.5*	0.0046	0.0011	0.022	<0.000042	<0.00004	0.00021	<0.00004	<0.00004	<0.00004	<0.000292	<0.000301	0.0018	<0.00004	<0.00004
2,4-Dinitrotoluene	*0.0013*	*0.003*	<0.00058	<0.000058	<0.00058	<0.00006	<0.000058	<0.000058	<0.000058	<0.000058	<0.000058	<0.000123	<0.000126	<0.000058	<0.000058	<0.000059
2,6-Dinitrotoluene	*0.0013*	*0.003*	<0.00042	<0.000042	<0.00042	<0.000044	<0.000042	<0.000042	<0.000042	<0.000042	<0.000042	<0.0000755	<0.0000777	<0.000042	<0.000042	<0.000042
2-Chloronaphthalene	*2*	*5.8*	<0.00021	<0.000021	<0.00021	<0.000022	<0.000021	<0.000021	<0.000021	<0.000021	<0.000021	<0.0000755	<0.0000777	<0.000021	<0.000021	<0.000021
2-Methylnaphthalene	*0.098*	*0.29*	**0.11**	0.000071 J	0.076	<0.00002	<0.000019	0.0002	<0.000019	<0.000019	0.000086 J	0.000392 J	0.0000976 J	0.0001	0.00012	0.000032 J
4,6-Dinitro-2-methylphenol	*0.0024*	*0.0073*	<0.0002	<0.00002	<0.0002	<0.000021	<0.00002	<0.00002	<0.00002	<0.00002	<0.00002	<0.000783	<0.000806	<0.00002	<0.00002	<0.00002
4-Nitrophenol	*0.049*	*0.15*	<0.00047	<0.000047	<0.00047	<0.000049	<0.000047	<0.000047	<0.000047	<0.000047	<0.000047	<0.000528	<0.000544	<0.000047	<0.000047	<0.000047
Acenaphthene	*1.5*	*4.4*	0.057	0.032	0.59	<0.000028	<0.000027	0.00017	<0.000027	0.000074 J	0.00017	0.000696	0.00024 J	0.00015	0.00023	0.000071 J
Acenaphthylene	*1.5*	*4.4*	0.0013	0.00073	0.0074	<0.000016	<0.000015	<0.000015	<0.000015	<0.000015	<0.000015	<0.0000566	<0.0000583	0.0002	<0.000015	<0.000015
Anthracene	*7.3*	*22*	0.009	0.0026	0.13	<0.000015	<0.000014	0.000076 J	<0.000014	0.000051 J	<0.000014	0.000234 J	0.00011 J	0.00006 J	0.000055 J	0.000048 J
Benzo(a)anthracene	*0.0091*	*0.02*	0.0019	0.0016	**0.013**	<0.000052	<0.00005	0.00011	<0.00005	<0.00005	<0.00005	<0.0000755	<0.0000777	<0.00005	<0.00005	<0.000051
Benzo(a)pyrene	*0.0002*	*0.0002*	**0.00064 J**	**0.00082**	**0.0039**	<0.000021	<0.00002	0.000066 J	<0.00002	<0.00002	<0.00002	<0.0000755	**0.000276 J**	<0.00002	<0.00002	<0.00002
bis(2-Chloroethoxy)methane	*0.00083*	*0.0019*	<0.0003	<0.00003	<0.0003	<0.000031	<0.00003	<0.00003	<0.00003	<0.00003	<0.00003	<0.000123	<0.000126	<0.00003	<0.00003	<0.00003
bis(2-Ethylhexyl)phthalate (DEHP)	*0.006*	*0.006*	<0.00037	<0.000094	0.00071 J	<0.000039	0.000039 J	0.000046 J	<0.000037	<0.000037	<0.000037	0.000803	0.000714	<0.00024	0.00015 J	0.000096 J
Chrysene	*0.91*	*2*	0.0015	0.0016	0.014	<0.000022	<0.000021	0.00011	<0.000021	<0.000021	<0.000021	<0.0000755	<0.0000777	<0.000021	<0.000021	<0.000021
Dibenzofuran	*0.098*	*0.29*	0.047	0.0073	**0.41**	<0.000021	<0.00002	0.00013	<0.00002	0.000058 J	0.000075 J	0.000507	0.000159 J	0.00012	0.00012	0.000056 J
Di-n-butylphthalate (DBP)	*2.4*	*7.3*	<0.0002	0.00014 J	<0.0002	0.000025 J	<0.00002	0.000027 J	<0.000034	<0.00002	<0.00002	<0.000104	0.000124 J	<0.00002	<0.00002	0.00004 J
Fluoranthene	*0.98*	*2.9*	0.0098	0.0085	0.13	<0.00001	<0.00001	0.00025	0.000035 J	0.00011	<0.00001	0.000322 J	0.000188 J	0.00019	0.00018	0.00007 J
Fluorene	*0.98*	*2.9*	0.041	0.021	0.45	<0.000031	<0.00003	0.00013	<0.00003	0.000077 J	0.000059 J	0.000778	0.000264 J	0.00016	0.00014	0.000076 J
Naphthalene	*0.49*	*1.5*	**1.4**	<0.0002	0.0065	0.000096 J	<0.00002	0.002	0.000032 J	<0.00024	<0.00034	0.00176	0.000506	<0.0028	0.0019	0.00036
Nitrobenzene	*0.049*	*0.15*	<0.00024	<0.000024	<0.00024	<0.000025	<0.000024	<0.000024	<0.000024	<0.000024	<0.000024	<0.000104	0.000124 J	<0.000024	<0.000024	<0.000024
N-Nitrosodiphenylamine	*0.19*	*0.42*	<0.00025	<0.000025	<0.00025	<0.000026	<0.000025	<0.000025	<0.000025	<0.000025	<0.000025	<0.0000943	<0.0000971	<0.000025	<0.000025	<0.000025
Pentachlorophenol	*0.001*	*0.001*	<0.00079	<0.000079	**0.0024**	<0.000082	<0.000079	<0.000079	<0.000079	<0.000079	<0.000079	**0.00272**	<0.000592	<0.000079	<0.000079	<0.00008
Phenanthrene	*0.73*	*2.2*	0.052	0.0033	0.67	<0.000022	<0.000021	0.00023	<0.000021	0.00024	<0.000021	0.00183	0.000611	0.00051	0.00044	0.00023
Phenol	*7.3*	*22*	<0.00035	<0.000035	0.0014 J	<0.000036	<0.000035	<0.000035	<0.000035	<0.000035	<0.000035	0.00284	0.00163	0.0032	<0.000035	<0.000035
Pyrene	*0.73*	*2.2*	0.0063	0.0048	0.083	<0.00002	<0.000019	0.00015	<0.000019	0.000064 J	<0.000019	0.000194 J	0.000161 J	0.00016	0.00012	0.000048 J
Metals																
Arsenic	*0.01*	*0.01*	<0.0004	<0.0004	<0.000493	0.00115 J	0.00404	0.00383	0.00119 J	0.00201	0.000925 J			0.00157 J	0.000631 J	0.000527 J

Notes:

1. All values in milligrams per liter (mg/L).
2. Concentrations > RAL and non-detects are highlighted light gray.
3. Concentrations > C/I AL and non-detects are highlighted dark gray
4. TRRP Protective Concentration Limits (PCLs) (30 TAC §350, Table 3), updated January 2021.
5. RAL = Residential Assessment Level, C/I = Commercial/Industrial
6. J = Estimated value, < = not detected at the specified detection limit.
7. MW-32A was screened in the B-CZ & replaced with MW-32AR
8. Based on historical data, MW-25A and MW-25C were likely mislabeled in March 2018 and results are provided correctly in this table.

TABLE 2
ANALYTICAL RESULTS SUMMARY (2008 - 2022)
CLASS 2 GROUNDWATER
HOUSTON, TX - WOOD PRESERVING WORKS

	Residential Assessment Level	***C/I PCL***	MW-76C 01/23/2019	MW-76C 07/30/2019	MW-76C 01/09/2020	MW-76C 07/20/2020	MW-76C 01/12/2021	MW-76C 07/27/2021	MW-76C 01/06/2022	MW-77A 07/24/2014	MW-77A 01/30/2018	MW-77A 03/28/2018	MW-77A 05/24/2018	MW-77A 02/01/2019	MW-77A 07/30/2019	MW-77A 01/09/2020
Volatile Organic Compounds																
1,2-Dichloroethane	*0.005*	*0.005*	<0.0002	<0.0002	<0.0002	<0.0002	<0.0002	<0.0002	<0.0002	<0.00014	<0.0002	<0.0002	<0.0002	<0.0002	<0.0002	<0.0002
Benzene	*0.005*	*0.005*	<0.0002	<0.0002	<0.0002	<0.0002	<0.0002	<0.0002	<0.0002	<0.00008	**0.054**	**0.063**	**0.053**	<0.0002	**0.063**	**0.058**
Chlorobenzene	*0.1*	*0.1*	<0.0003	<0.0003	<0.0003	<0.0003	<0.0003	<0.0003	<0.0003	<0.00012	<0.0003	<0.0003	<0.0003	<0.0003	<0.0003	<0.0003
Ethylbenzene	*0.7*	*0.7*	<0.0003	<0.0003	<0.0003	<0.0003	<0.0003	<0.0003	<0.0003	<0.00011	0.059	0.063	0.044	<0.0003	0.072	0.063
Methylene chloride	*0.005*	*0.005*	<0.001	<0.001	<0.001	<0.001	<0.001	<0.001	<0.001	<0.00015	<0.001	<0.001	<0.001	<0.001	<0.001	<0.001
Toluene	*1*	*1*	<0.0002	<0.0002	<0.0002	<0.0002	<0.0002	<0.0002	<0.0002	<0.00015	0.011	0.011	0.006	<0.0002	0.012	0.0069
Vinyl chloride	*0.002*	*0.002*						<0.0002		<0.00011						
Xylenes (total)	*10*	*10*	<0.0003	<0.0003	<0.0003	<0.0003	<0.0003	<0.0003	<0.0003	<0.00026	0.1	0.11	0.058	<0.0003	0.097	0.065
Semivolatile Organic Compounds																
1,2-Diphenylhydrazine	*0.0011*	*0.0026*	<0.000021	<0.000021	<0.000021	<0.000021	<0.000021	<0.000021	<0.000021	**<0.00519**	<0.00021	<0.00021	<0.00021	<0.000022	<0.000021	<0.000021
2,4-Dimethylphenol	*0.49*	*1.5*	0.0041	<0.00004	<0.00038	0.00012 J	0.00006 J	<0.00004	<0.00004	<0.0146	0.014	0.015	0.007	<0.000042	0.062	0.055
2,4-Dinitrotoluene	*0.0013*	*0.003*	<0.000058	<0.000058	<0.000058	<0.000058	<0.000058	<0.000058	<0.000058	**<0.00613**	<0.00058	<0.00058	<0.00058	<0.00006	<0.000058	<0.000058
2,6-Dinitrotoluene	*0.0013*	*0.003*	<0.000042	<0.000042	<0.000042	<0.000042	<0.000042	<0.000042	<0.000042	**<0.00377**	<0.00042	<0.00042	<0.00042	<0.000044	<0.000042	<0.000042
2-Chloronaphthalene	*2*	*5.8*	<0.000021	<0.000021	<0.000021	<0.000021	<0.000021	<0.000021	<0.000021	<0.00377	<0.00021	<0.00021	<0.00021	<0.000022	<0.000021	<0.000021
2-Methylnaphthalene	*0.098*	*0.29*	0.00031	<0.000019	<0.00045	<0.000019	<0.000024	<0.000019	<0.000019	0.0571	**0.2**	**0.28**	0.085	<0.00002	**0.2**	**0.22**
4,6-Dinitro-2-methylphenol	*0.0024*	*0.0073*	<0.00002	<0.00002	<0.00002	<0.00002	<0.00002	<0.00002	<0.00002	**<0.0392**	<0.0002	<0.0002	<0.0002	<0.000021	<0.00002	<0.00002
4-Nitrophenol	*0.049*	*0.15*	<0.000047	<0.000047	<0.000047	<0.000047	<0.000047	<0.000047	<0.000047	<0.0264	0.0044 J	<0.00047	<0.00047	<0.000049	<0.000047	<0.000047
Acenaphthene	*1.5*	*4.4*	0.00011	<0.000027	<0.00041	0.000049 J	<0.000027	<0.000027	<0.000027	0.0456	0.2	0.23	0.079	<0.000028	0.16	0.13
Acenaphthylene	*1.5*	*4.4*	<0.000015	<0.000015	0.000035 J	<0.000015	<0.000015	<0.000015	<0.000015	<0.00283	0.0032	0.0035	0.0012	<0.000016	0.0013	0.0013
Anthracene	*7.3*	*22*	0.000041 J	<0.000014	<0.00017	<0.000014	0.000069 J	<0.000014	<0.000014	<0.00236	0.0034	0.0052	0.0025	<0.000015	0.0028	0.0036
Benzo(a)anthracene	*0.0091*	*0.02*	<0.00005	<0.00005	0.00014	0.000069 J	<0.00005	<0.00005	<0.00005	<0.00377	<0.0005	<0.0005	<0.0005	<0.000052	<0.00005	<0.00005
Benzo(a)pyrene	*0.0002*	*0.0002*	<0.00002	<0.00002	0.000037 J	0.000058 J	0.000029 J	<0.00002	<0.00002	**<0.00377**	<0.0002	<0.0002	<0.0002	<0.000021	<0.00002	<0.00002
bis(2-Chloroethoxy)methane	*0.00083*	*0.0019*	<0.00003	<0.00003	<0.00003	<0.00003	<0.00003	<0.00003	<0.00003	**<0.00613**	<0.0003	<0.0003	<0.0003	<0.000031	<0.00003	<0.00003
bis(2-Ethylhexyl)phthalate (DEHP)	*0.006*	*0.006*	<0.000091	<0.000037	<0.00016	<0.000037	<0.000037	<0.000037	<0.00011	**<0.0175**	<0.00037	<0.00037	<0.00037	0.0001 J	<0.000037	<0.000077
Chrysene	*0.91*	*2*	<0.000021	<0.000021	0.00013	0.000039 J	<0.000021	<0.000021	<0.000021	<0.00377	<0.00021	<0.00021	<0.00021	<0.000022	<0.000021	0.000041 J
Dibenzofuran	*0.098*	*0.29*	0.00011	<0.00002	<0.00029	<0.00002	<0.00002	<0.00002	<0.00002	0.0229 J	0.086	0.09	0.04	<0.000021	0.096	0.079
Di-n-butylphthalate (DBP)	*2.4*	*7.3*	0.000027 J	0.000054 J	<0.00002	<0.00002	<0.000064	<0.00002	0.000028 J	<0.00519	<0.0002	<0.0002	<0.0002	0.000081 J	<0.00002	<0.00002
Fluoranthene	*0.98*	*2.9*	<0.00001	<0.00001	0.001	0.000092 J	0.000021 J	<0.00001	<0.00001	<0.0033	0.0014	0.0013	0.00067 J	<0.00001	0.00052	0.00071
Fluorene	*0.98*	*2.9*	0.000076 J	<0.00003	<0.00032	<0.00003	<0.00003	<0.00003	<0.00003	0.024	0.076	0.083	0.037	<0.000031	0.078	0.067
Naphthalene	*0.49*	*1.5*	0.007	0.00018 J	<0.0038	<0.00002	<0.00012	<0.00021	<0.00016	**0.884**	**7.8**	**6**	**1.5**	<0.000021	**4.9 J**	**4.7**
Nitrobenzene	*0.049*	*0.15*	<0.000024	<0.000024	<0.000024	<0.000024	<0.000024	<0.000024	<0.000024	<0.00519	<0.00024	<0.00024	<0.00024	<0.000025	<0.000024	<0.000024
N-Nitrosodiphenylamine	*0.19*	*0.42*	<0.000025	<0.000025	<0.000025	<0.000025	<0.000025	<0.000025	<0.000025	<0.00472	<0.00025	<0.00025	<0.00025	<0.000026	<0.000025	<0.000025
Pentachlorophenol	*0.001*	*0.001*	<0.000079	<0.000079	<0.000079	<0.000079	<0.000079	<0.000079	<0.000079	**<0.0288**	<0.00079	<0.00079	<0.00079	<0.000082	<0.000079	<0.000079
Phenanthrene	*0.73*	*2.2*	0.000086 J	<0.000021	<0.00069	<0.000021	<0.000034	<0.000021	0.000072 J	0.0262	0.026	0.035	0.019	<0.000022	0.032	0.031
Phenol	*7.3*	*22*	0.0012	<0.000035	<0.000035	<0.000035	<0.000035	<0.000035	<0.000035	<0.00189	<0.00035	<0.00035	<0.00035	<0.000036	<0.000035	<0.000035
Pyrene	*0.73*	*2.2*	<0.000019	<0.000019	0.0007	0.000069 J	<0.000019	<0.000019	<0.000019	<0.00519	0.00068 J	0.001	0.00037 J	<0.00002	0.00041	0.00046
Metals																
Arsenic	*0.01*	*0.01*	0.000579 J	0.00216	0.00299	0.000427 J	0.00269	0.000817 J	0.00171 J		**0.0263**	**0.0187**	**0.019**	0.00207	**0.0231**	**0.0237**

Notes:

1. All values in milligrams per liter (mg/L).
2. Concentrations > RAL and non-detects are highlighted light gray.
3. Concentrations > C/I AL and non-detects are highlighted dark gray
4. TRRP Protective Concentration Limits (PCLs) (30 TAC §350, Table 3), updated January 2021.
5. RAL = Residential Assessment Level, C/I = Commercial/Industrial
6. J = Estimated value, < = not detected at the specified detection limit.
7. MW-32A was screened in the B-CZ & replaced with MW-32AR
8. Based on historical data, MW-25A and MW-25C were likely mislabeled in March 2018 and results are provided correctly in this table.

TABLE 2
ANALYTICAL RESULTS SUMMARY (2008 - 2022)
CLASS 2 GROUNDWATER
HOUSTON, TX - WOOD PRESERVING WORKS

	Residential Assessment Level	***C/I PCL***	MW-77A 07/20/2020	MW-77A 01/12/2021	MW-77A 07/27/2021	MW-77A 01/10/2022	MW-78A 07/24/2014 DNAPL	MW-78A 01/17/2020 DNAPL	MW-78A 07/20/2020	MW-78A 01/12/2021	MW-78A 07/27/2021	MW-78A 01/10/2022	MW-79A 08/28/2014	MW-79A 01/30/2018	MW-79A 03/28/2018	MW-79A 05/25/2018
Volatile Organic Compounds																
1,2-Dichloroethane	*0.005*	*0.005*	<0.0002	<0.0002	<0.001	<0.001	<0.0007	<0.0002	<0.0002	<0.0002	<0.001	<0.001	<0.0007	<0.0002	<0.0002	<0.0002
Benzene	*0.005*	*0.005*	**0.021**	<0.0002	**0.044**	**0.054**	**0.0571**	**0.018**	**0.15**	**0.19**	**0.093**	**0.27**	**0.0485**	**1**	**0.3**	**0.36**
Chlorobenzene	*0.1*	*0.1*	<0.0003	<0.0003	<0.0015	<0.0015	<0.0006	<0.0003	<0.0003	<0.0003	<0.0015	<0.0015	<0.0006	<0.0003	<0.0003	<0.0003
Ethylbenzene	*0.7*	*0.7*	0.022	<0.0003	0.04	0.051	0.0637	0.011	0.13	0.15	0.11	0.17	0.0215	0.18	0.12	0.14
Methylene chloride	*0.005*	*0.005*	<0.001	<0.001	<0.005	<0.005	<0.00075	<0.001	<0.001	<0.001	<0.005	<0.005	<0.00075	<0.001	<0.001	<0.001
Toluene	*1*	*1*	0.0024	<0.0002	0.0067	0.0083	0.1	0.033	0.27	0.32	0.27	0.48	0.076	0.99	0.44	0.48
Vinyl chloride	*0.002*	*0.002*					<0.00055									
Xylenes (total)	*10*	*10*	0.026	<0.0003	0.045	0.06	0.158	0.028	0.4	0.35	0.34	0.44	0.0763	0.48	0.31	0.41
Semivolatile Organic Compounds																
1,2-Diphenylhydrazine	*0.0011*	*0.0026*	<0.000021	<0.00021	<0.000021	<0.000021	**<0.0259**	<0.000021	<0.00021	<0.00021	<0.00021	<0.00021	**<0.00539**	<0.00021	<0.00021	<0.00021
2,4-Dimethylphenol	*0.49*	*1.5*	0.0013	0.041	0.0089	0.027	**6.66**	**2.5**	**0.93**	**0.6**	0.081	**1.9**	**6.11**	**11**	**11**	**20**
2,4-Dinitrotoluene	*0.0013*	*0.003*	<0.000058	<0.00058	<0.000058	<0.000058	**<0.0307**	<0.000058	<0.00058	<0.00058	<0.00058	<0.00058	**<0.00637**	<0.00058	<0.00058	<0.00058
2,6-Dinitrotoluene	*0.0013*	*0.003*	<0.000042	<0.00042	<0.000042	<0.000042	**<0.0189**	<0.000042	<0.00042	<0.00042	<0.00042	<0.00042	**<0.00392**	<0.00042	<0.00042	<0.00042
2-Chloronaphthalene	*2*	*5.8*	<0.000021	<0.00021	<0.000021	<0.000021	<0.0189	<0.000021	<0.00021	<0.00021	<0.00021	<0.00021	<0.00392	<0.00021	<0.00021	<0.00021
2-Methylnaphthalene	*0.098*	*0.29*	0.0023	**0.28 J**	0.082	**0.15**	**0.879**	**0.13**	**0.44**	**0.46**	**0.2**	**0.32**	**0.654**	**0.17**	**0.42**	**0.44**
4,6-Dinitro-2-methylphenol	*0.0024*	*0.0073*	<0.00002	0.0015 J	<0.00002	<0.00002	**<0.196**	<0.00002	<0.0002	<0.0002	<0.0002	0.0019 J	**<0.0407**	<0.0002	<0.0002	<0.0002
4-Nitrophenol	*0.049*	*0.15*	<0.000047	0.0035 J	<0.000047	<0.000047	**<0.132**	<0.000047	<0.00047	0.0083 J	<0.00047	<0.00047	<0.0275	<0.00047	<0.00047	0.016 J
Acenaphthene	*1.5*	*4.4*	0.009	0.18	0.042	0.087	0.497	0.071	0.3	0.29	0.11	0.25	0.427	0.13	0.17	0.16
Acenaphthylene	*1.5*	*4.4*	<0.000015	0.0024	<0.000015	0.0013	<0.0142	0.0015	<0.00015	0.0046	0.0018	0.0035	0.0112 J	0.0045	<0.00015	0.0056
Anthracene	*7.3*	*22*	0.00033	0.0058	0.0017	0.0026	0.105 J	0.004	0.1	0.033	0.017	0.017	0.0673	0.0057	0.0092	0.0084
Benzo(a)anthracene	*0.0091*	*0.02*	<0.00005	<0.0005	<0.00005	<0.00005	**0.0336 J**	0.00043	**0.042**	0.0049	0.0045	0.00068 J	**0.00985 J**	<0.0005	<0.0005	<0.0005
Benzo(a)pyrene	*0.0002*	*0.0002*	<0.00002	<0.0002	<0.00002	<0.00002	**<0.0189**	0.00014	**0.015**	**0.0019**	**0.0016**	<0.0002	**<0.00392**	<0.0002	<0.0002	<0.0002
bis(2-Chloroethoxy)methane	*0.00083*	*0.0019*	<0.00003	<0.0003	<0.00003	<0.00003	**<0.0307**	<0.00003	<0.0003	<0.0003	<0.0003	<0.0003	**<0.00637**	<0.0003	<0.0003	<0.0003
bis(2-Ethylhexyl)phthalate (DEHP)	*0.006*	*0.006*	<0.000037	<0.00037	<0.000037	<0.000037	**<0.0873**	0.00092	0.00054 J	<0.00037	<0.00037	<0.00037	**<0.0181**	<0.00037	<0.00037	<0.00037
Chrysene	*0.91*	*2*	<0.000021	<0.00021	<0.000021	<0.000021	0.0248 J	0.00039	0.038	0.0048	0.0041	0.00055 J	0.00948 J	<0.00021	<0.00021	<0.00021
Dibenzofuran	*0.098*	*0.29*	0.004	0.08	0.025	0.054	**0.411**	0.055	**0.26**	**0.22**	0.088	**0.2**	**0.342**	0.097	**0.14**	0.092
Di-n-butylphthalate (DBP)	*2.4*	*7.3*	<0.00002	<0.0002	0.000065 J	<0.00002	<0.0259	0.0016	0.00059 J	<0.0002	<0.0002	<0.0002	<0.00539	<0.0002	<0.0002	<0.0002
Fluoranthene	*0.98*	*2.9*	0.00012	0.0012	0.00029	0.00063	0.165	0.0029	0.29	0.037	0.028	0.011	0.0713	0.0036	0.0051	0.0023
Fluorene	*0.98*	*2.9*	0.0042	0.072	0.022	0.047	0.382	0.04	0.28	0.2	0.082	0.17	0.291	0.063	0.081	0.056
Naphthalene	*0.49*	*1.5*	0.01	0	**0.9**	**4.4**	**7.18**	**3.1**	**2.5**	0.2	0.2	**8**	**6.89**	**7.9**	**8.5**	**15**
Nitrobenzene	*0.049*	*0.15*	<0.000024	<0.00024	<0.000024	<0.000024	<0.0259	<0.000024	<0.00024	<0.00024	<0.00024	<0.00024	<0.00539	<0.00024	<0.00024	<0.00024
N-Nitrosodiphenylamine	*0.19*	*0.42*	<0.000025	<0.00025	<0.000025	<0.000025	<0.0236	<0.000025	<0.00025	<0.00025	<0.00025	<0.00025	<0.0049	<0.00025	<0.00025	<0.00025
Pentachlorophenol	*0.001*	*0.001*	<0.000079	<0.00079	<0.000079	<0.000079	**<0.144**	<0.000079	<0.00079	<0.00079	<0.00079	<0.00079	**<0.0299**	<0.00079	<0.00079	<0.00079
Phenanthrene	*0.73*	*2.2*	0.0018	0.04	0.0096	0.019	0.604	0.031	0.72	0.24	0.13	0.13	0.355	0.038	0.049	0.039
Phenol	*7.3*	*22*	<0.000035	<0.00035	<0.000035	<0.000035	0.192	0.13	0.015	0.004	0.00079 J	0.036	1.13	2.6	4	4.2
Pyrene	*0.73*	*2.2*	0.000067 J	0.00071 J	0.00017	0.00028	0.0967 J	0.0018	0.16	0.023	0.017	0.0054	0.0434	0.0022	0.0038	0.0022
Metals																
Arsenic	*0.01*	*0.01*	**0.0233**	0.00252	**0.0229**	**0.0239**		0.00991	0.00915	**0.0298**	0.0088	**0.0276**		**0.0184**	**0.0149**	**0.0134**

Notes:

1. All values in milligrams per liter (mg/L).
2. Concentrations > RAL and non-detects are highlighted light gray.
3. Concentrations > C/I AL and non-detects are highlighted dark gray
4. TRRP Protective Concentration Limits (PCLs) (30 TAC §350, Table 3), updated January 2021.
5. RAL = Residential Assessment Level, C/I = Commercial/Industrial
6. J = Estimated value, < = not detected at the specified detection limit.
7. MW-32A was screened in the B-CZ & replaced with MW-32AR
8. Based on historical data, MW-25A and MW-25C were likely mislabeled in March 2018 and results are provided correctly in this table.

TABLE 2
ANALYTICAL RESULTS SUMMARY (2008 - 2022)
CLASS 2 GROUNDWATER
HOUSTON, TX - WOOD PRESERVING WORKS

	Residential Assessment Level	***C/I PCL***	MW-79A 01/23/2019	MW-79A 07/30/2019	MW-79A 01/17/2020	MW-79A 07/21/2020	MW-79A 01/11/2021	MW-79A 07/22/2021	MW-79A 01/11/2022	MW-80B 08/28/2014	MW-80B 01/30/2018	MW-80B 03/28/2018	MW-80B 05/24/2018	MW-80B 01/10/2019	MW-80B 07/30/2019	MW-80B 01/07/2020
Volatile Organic Compounds																
1,2-Dichloroethane	*0.005*	*0.005*	<0.002	<0.0002	<0.0002	<0.0002	<0.0002	<0.002	<0.001	<0.00014	<0.0002	<0.0002	<0.0002	<0.0002	<0.0002	<0.0002
Benzene	*0.005*	*0.005*	**0.45**	**0.013**	**0.12**	**0.18**	**0.32**	**0.3**	**0.1**	0.0000898 J	<0.0002	<0.0002	<0.0002	<0.0002	<0.0002	<0.0002
Chlorobenzene	*0.1*	*0.1*	<0.003	<0.0003	<0.0003	<0.0003	<0.0003	<0.003	<0.0015	<0.00012	<0.0003	<0.0003	<0.0003	<0.0003	<0.0003	<0.0003
Ethylbenzene	*0.7*	*0.7*	0.19	0.0067	0.075	0.087	0.16	0.12	0.039	<0.00011	<0.0003	<0.0003	<0.0003	<0.0003	<0.0003	<0.0003
Methylene chloride	*0.005*	*0.005*	**<0.01**	<0.001	<0.001	<0.001	<0.001	**<0.01**	<0.005	<0.00015	<0.001	<0.001	<0.001	<0.001	<0.001	<0.001
Toluene	*1*	*1*	0.55	0.018	0.26	0.31	0.5	0.43	0.14	<0.00015	<0.0002	<0.0002	<0.0002	<0.0002	<0.0002	<0.0002
Vinyl chloride	*0.002*	*0.002*														
Xylenes (total)	*10*	*10*	0.54	0.023	0.2	0.22	0.43	0.34	0.1	<0.00026	<0.0003	<0.0003	<0.0003	<0.0003	<0.0003	<0.0003
Semivolatile Organic Compounds																
1,2-Diphenylhydrazine	*0.0011*	*0.0026*	<0.00021	<0.000021	<0.000021	<0.000021	<0.00021	<0.00021	<0.00021	<0.00011	<0.000021	<0.000021	<0.000021	<0.000021	<0.000021	<0.000021
2,4-Dimethylphenol	*0.49*	*1.5*	**2.5**	0.33	**6.7**	**1.2**	0.2	**4**	**1.9**	<0.00031	<0.00004	<0.00004	<0.00004	<0.00004	<0.00004	0.00028
2,4-Dinitrotoluene	*0.0013*	*0.003*	<0.00058	<0.000058	<0.000058	<0.000058	<0.00058	<0.00058	<0.00058	<0.00013	<0.000058	<0.000058	<0.000058	<0.000058	<0.000058	<0.000058
2,6-Dinitrotoluene	*0.0013*	*0.003*	<0.00042	<0.000042	<0.000042	<0.000042	<0.00042	<0.00042	<0.00042	<0.00008	<0.000042	<0.000042	<0.000042	<0.000042	<0.000042	<0.000042
2-Chloronaphthalene	*2*	*5.8*	<0.00021	<0.000021	<0.000021	<0.000021	<0.00021	<0.00021	<0.00021	<0.00008	<0.000021	<0.000021	<0.000021	<0.000021	<0.000021	<0.000021
2-Methylnaphthalene	*0.098*	*0.29*	**0.1**	0.051	**0.43**	0.07	**0.34 J**	**0.29**	**0.1**	0.000158 J	<0.000019	<0.000019	<0.000019	<0.000019	<0.000019	<0.000036
4,6-Dinitro-2-methylphenol	*0.0024*	*0.0073*	<0.0002	<0.00002	<0.00002	<0.00002	<0.0002	<0.0002	<0.0002	<0.00083	<0.00002	<0.00002	<0.00002	<0.00002	<0.00002	<0.00002
4-Nitrophenol	*0.049*	*0.15*	<0.00047	<0.000047	<0.000047	<0.000047	<0.00047	<0.00047	<0.00047	<0.00056	<0.000047	<0.000047	<0.000047	<0.000047	<0.000047	<0.000047
Acenaphthene	*1.5*	*4.4*	0.039	0.034	0.19	0.031	0.15	0.09	0.043	0.0000835 J	<0.000027	<0.000027	<0.000027	<0.000027	<0.000027	0.000046 J
Acenaphthylene	*1.5*	*4.4*	0.0015	0.00076	0.0036	0.00057	0.0049	0.0033	<0.00015	<0.00006	<0.000015	<0.000015	<0.000015	<0.000015	<0.000015	<0.000015
Anthracene	*7.3*	*22*	0.0021	0.002	0.0094	0.00074	0.0071	0.005	0.0027	<0.00005	<0.000014	<0.000014	<0.000014	<0.000014	<0.000014	0.000026 J
Benzo(a)anthracene	*0.0091*	*0.02*	<0.0005	0.00023	0.00081	0.000067 J	<0.0005	<0.0005	<0.0005	<0.00008	<0.00005	<0.00005	<0.00005	<0.00005	<0.00005	<0.00005
Benzo(a)pyrene	*0.0002*	*0.0002*	<0.0002	<0.00002	**0.00029**	<0.00002	**0.00027 J**	<0.0002	<0.0002	<0.00008	<0.00002	<0.00002	<0.00002	<0.00002	<0.00002	<0.00002
bis(2-Chloroethoxy)methane	*0.00083*	*0.0019*	<0.0003	<0.00003	<0.00003	<0.00003	<0.0003	<0.0003	<0.0003	<0.00013	<0.00003	<0.00003	<0.00003	<0.00003	<0.00003	<0.00003
bis(2-Ethylhexyl)phthalate (DEHP)	*0.006*	*0.006*	<0.00037	0.00055	<0.000037	<0.000037	<0.00037	<0.00037	<0.00037	0.00106	<0.000069	<0.000037	0.00012 J	<0.000037	0.00007 J	<0.000069
Chrysene	*0.91*	*2*	<0.00021	0.00027	0.00072	0.000058 J	0.00022	<0.00021	<0.00021	<0.00008	<0.000021	<0.000021	<0.000021	<0.000021	<0.000021	<0.000021
Dibenzofuran	*0.098*	*0.29*	0.037	0.026	**0.14**	0.024	0.096	0.075	0.031	<0.00008	<0.00002	<0.00002	<0.00002	<0.00002	<0.00002	0.000048 J
Di-n-butylphthalate (DBP)	*2.4*	*7.3*	<0.0002	<0.00002	0.00098	<0.00002	<0.0002	<0.0002	<0.0002	<0.00011	<0.00002	<0.00002	0.000047 J	<0.00002	<0.00002	<0.00002
Fluoranthene	*0.98*	*2.9*	0.001	0.0012	0.0076	0.00034	0.0025	0.0014	0.0014	<0.00007	<0.00001	<0.00001	<0.00001	<0.00001	<0.00001	<0.00001
Fluorene	*0.98*	*2.9*	0.022	0.017	0.094	0.009	0.055	0.047	0.018	<0.00007	<0.00003	<0.00003	<0.00003	<0.00003	<0.00003	0.000032 J
Naphthalene	*0.49*	*1.5*	**1.9**	**0.74 J**	**9**	**1.3**	**0.7**	0.4	**1.8**	0.00157	<0.00002	<0.00002	<0.00002	0.000068 J	<0.00002	<0.00034
Nitrobenzene	*0.049*	*0.15*	<0.00024	<0.000024	<0.000024	<0.000024	<0.00024	<0.00024	<0.00024	<0.00011	<0.000024	<0.000024	<0.000024	<0.000024	<0.000024	<0.000024
N-Nitrosodiphenylamine	*0.19*	*0.42*	<0.00025	<0.000025	<0.000025	<0.000025	<0.00025	<0.00025	<0.00025	<0.0001	<0.000025	<0.000025	<0.000025	<0.000025	<0.000025	<0.000025
Pentachlorophenol	*0.001*	*0.001*	<0.00079	<0.000079	<0.000079	<0.000079	<0.00079	<0.00079	<0.00079	<0.00061	<0.000079	<0.000079	<0.000079	<0.000079	<0.000079	<0.000079
Phenanthrene	*0.73*	*2.2*	0.012	0.0082	0.081	0.0048	0.039	0.025	0.015	0.0000792 J	<0.000021	<0.000021	<0.000021	<0.000021	<0.000021	0.000027 J
Phenol	*7.3*	*22*	0.51	0.063	0.35	0.25	0.16 J	0.4	<0.00035	0.00018 J	<0.000035	<0.000035	<0.000035	<0.000035	<0.000035	<0.000035
Pyrene	*0.73*	*2.2*	0.00063 J	0.0011	0.0035	0.0002	0.0015	0.00072 J	0.00077 J	<0.00011	<0.000019	<0.000019	<0.000019	<0.000019	<0.000019	<0.000019
Metals																
Arsenic	*0.01*	*0.01*	**0.0133**	0.00991	0.00893	**0.0108**	**0.014**	**0.0151**	0.00832		0.00286	0.00187 J	0.00202	0.0018 J	0.00162 J	0.00212

Notes:
1. All values in milligrams per liter (mg/L).
2. Concentrations > RAL and non-detects are highlighted light gray.
3. Concentrations > C/I AL and non-detects are highlighted dark gray
4. TRRP Protective Concentration Limits (PCLs) (30 TAC §350, Table 3), updated January 2021.
5. RAL = Residential Assessment Level, C/I = Commercial/Industrial
6. J = Estimated value, < = not detected at the specified detection limit.
7. MW-32A was screened in the B-CZ & replaced with MW-32AR
8. Based on historical data, MW-25A and MW-25C were likely mislabeled in March 2018 and results are provided correctly in this table.

TABLE 2
ANALYTICAL RESULTS SUMMARY (2008 - 2022)
CLASS 2 GROUNDWATER
HOUSTON, TX - WOOD PRESERVING WORKS

	Residential Assessment Level	*C/I PCL*	MW-80B 07/20/2020	MW-80B 01/20/2021	MW-80B 07/13/2021	MW-80B 01/06/2022	MW-81B 07/24/2014	MW-81B 01/29/2018	MW-81B 03/28/2018	MW-81B 05/25/2018	MW-81B 01/10/2019	MW-81B 07/19/2019	MW-81B 01/09/2020	MW-81B 07/20/2020	MW-81B 01/12/2021	MW-81B 07/13/2021	MW-81B 01/06/2022
Volatile Organic Compounds																	
1,2-Dichloroethane	*0.005*	*0.005*	<0.0002	<0.0002	<0.0002	<0.0002	<0.00014	<0.0002	<0.0002	<0.0002	<0.0002	<0.0002	<0.0002	<0.0002	<0.0002	<0.0002	<0.0002
Benzene	*0.005*	*0.005*	<0.0002	<0.0002	<0.0002	<0.0002	<0.00008	<0.0002	<0.0002	0.00021 J	<0.0002	<0.0002	<0.0002	<0.0002	<0.0002	<0.0002	<0.0002
Chlorobenzene	*0.1*	*0.1*	<0.0003	<0.0003	<0.0003	<0.0003	<0.00012	<0.0003	<0.0003	0.00036 J	<0.0003	<0.0003	<0.0003	<0.0003	<0.0003	<0.0003	<0.0003
Ethylbenzene	*0.7*	*0.7*	<0.0003	<0.0003	<0.0003	<0.0003	<0.00011	<0.0003	<0.0003	<0.0003	<0.0003	<0.0003	<0.0003	<0.0003	<0.0003	<0.0003	<0.0003
Methylene chloride	*0.005*	*0.005*	<0.001	<0.001	<0.001	<0.001	<0.00015	<0.001	<0.001	<0.001	<0.001	<0.001	<0.001	<0.001	<0.001	<0.001	<0.001
Toluene	*1*	*1*	<0.0002	<0.0002	<0.0002	<0.0002	<0.00015	<0.0002	<0.0002	<0.0002	<0.0002	<0.0002	<0.0002	<0.0002	<0.0002	<0.0002	<0.0002
Vinyl chloride	*0.002*	*0.002*					<0.00011										
Xylenes (total)	*10*	*10*	<0.0003	<0.0003	<0.0003	<0.0003	<0.00026	<0.0003	<0.0003	<0.0003	<0.0003	<0.0003	<0.0003	<0.0003	<0.0003	<0.0003	<0.0003
Semivolatile Organic Compounds																	
1,2-Diphenylhydrazine	*0.0011*	*0.0026*	<0.000021	<0.000021	<0.000021	<0.000021	<0.000107	<0.000021	<0.000021	<0.000021	<0.000021	<0.000021	<0.000021	<0.000021	<0.000021	<0.000021	<0.000021
2,4-Dimethylphenol	*0.49*	*1.5*	<0.00004	0.00016 J	<0.00004	<0.00004	<0.000301	<0.00004	<0.00004	<0.00004	<0.00004	<0.00004	<0.00004	0.00063	<0.00004	<0.00004	<0.00004
2,4-Dinitrotoluene	*0.0013*	*0.003*	<0.000058	<0.000058	<0.000058	<0.000058	<0.000126	<0.000058	<0.000059	0.00079	<0.000058	<0.000058	<0.000058	<0.000058	<0.000058	<0.000058	<0.000058
2,6-Dinitrotoluene	*0.0013*	*0.003*	<0.000042	<0.000042	<0.000042	<0.000042	<0.0000777	<0.000042	<0.000042	0.001	<0.000042	<0.000042	<0.000042	<0.000042	<0.000042	<0.000042	<0.000042
2-Chloronaphthalene	*2*	*5.8*	<0.000021	<0.000021	<0.000021	<0.000021	<0.0000777	<0.000021	<0.000021	0.0018	<0.000021	<0.000021	<0.000021	<0.000021	<0.000021	<0.000021	<0.000021
2-Methylnaphthalene	*0.098*	*0.29*	<0.000019	<0.000019	<0.000019	<0.000019	<0.000068	<0.000019	<0.000019	<0.000019	<0.000019	<0.000019	<0.000019	0.000065 J	<0.000019	<0.000019	<0.000019
4,6-Dinitro-2-methylphenol	*0.0024*	*0.0073*	<0.00002	<0.00002	<0.00002	<0.00002	<0.000806	<0.00002	<0.00002	<0.00002	<0.00002	<0.00002	<0.00002	<0.00002	<0.00002	<0.00002	<0.00002
4-Nitrophenol	*0.049*	*0.15*	<0.000047	<0.000047	<0.000047	<0.000047	<0.000544	<0.000047	<0.000047	<0.000047	<0.000047	<0.000047	<0.000047	<0.000047	<0.000047	<0.000047	<0.000047
Acenaphthene	*1.5*	*4.4*	<0.000027	<0.000027	<0.000027	<0.000027	<0.0000777	<0.000027	<0.000027	<0.000027	<0.000027	<0.000027	<0.000077	<0.000027	<0.000027	<0.000027	<0.000027
Acenaphthylene	*1.5*	*4.4*	<0.000015	<0.000015	<0.000015	<0.000015	<0.0000583	<0.000015	<0.000015	<0.000015	<0.000015	<0.000015	<0.000015	<0.000015	<0.000015	<0.000015	<0.000015
Anthracene	*7.3*	*22*	0.000027 J	<0.000014	<0.000014	<0.000014	<0.0000485	<0.000014	<0.000014	<0.000014	<0.000014	<0.000014	<0.000014	<0.000014	<0.000014	<0.000014	<0.000014
Benzo(a)anthracene	*0.0091*	*0.02*	<0.00005	<0.00005	<0.00005	<0.00005	<0.0000777	<0.00005	<0.000051	<0.000051	<0.00005	<0.00005	<0.00005	<0.00005	<0.00005	<0.00005	<0.00005
Benzo(a)pyrene	*0.0002*	*0.0002*	<0.00002	0.000051 J	<0.00002	<0.00002	<0.0000777	<0.00002	<0.00002	<0.00002	<0.00002	<0.00002	<0.00002	<0.00002	<0.00002	<0.00002	<0.00002
bis(2-Chloroethoxy)methane	*0.00083*	*0.0019*	<0.00003	<0.00003	<0.00003	<0.00003	<0.000126	<0.00003	<0.00003	<0.00003	<0.00003	<0.00003	<0.00003	<0.00003	<0.00003	<0.00003	<0.00003
bis(2-Ethylhexyl)phthalate (DEHP)	*0.006*	*0.006*	0.000055 J	<0.00012	<0.000097	<0.00009	<0.000359	<0.000037	<0.000037	0.00006 J	0.000058 J	<0.000037	<0.000066	<0.000037	0.000087 J	<0.000081	<0.000062
Chrysene	*0.91*	*2*	<0.000021	<0.000021	<0.000021	<0.000021	<0.0000777	<0.000021	<0.000021	<0.000021	<0.000021	<0.000021	<0.000021	<0.000021	<0.000021	<0.000021	<0.000021
Dibenzofuran	*0.098*	*0.29*	<0.00002	<0.00002	<0.00002	<0.00002	<0.0000777	<0.00002	<0.00002	<0.00002	<0.00002	<0.00002	<0.00002	<0.00002	<0.00002	<0.00002	<0.00002
Di-n-butylphthalate (DBP)	*2.4*	*7.3*	0.000034 J	<0.00002	<0.00002	<0.00002	<0.000107	<0.00002	<0.00002	<0.00002	<0.00002	<0.00002	<0.00002	<0.00002	<0.00027	<0.00002	<0.00002
Fluoranthene	*0.98*	*2.9*	0.000047 J	<0.00001	0.000027 J	<0.00001	<0.000068	<0.00001	<0.00001	<0.00001	<0.00001	<0.00001	<0.00001	<0.00001	<0.00001	<0.00001	<0.00001
Fluorene	*0.98*	*2.9*	<0.00003	<0.00003	<0.00003	<0.00003	<0.000068	<0.00003	<0.00003	<0.00003	<0.00003	<0.00003	<0.00003	<0.00003	<0.00003	<0.00003	<0.00003
Naphthalene	*0.49*	*1.5*	<0.00007	<0.00023	<0.00002	<0.00015	<0.0000777	<0.00002	<0.00002	<0.00002	0.00016	0.000099 J	<0.00023	0.00097	<0.000074	<0.000075	<0.00014
Nitrobenzene	*0.049*	*0.15*	<0.000024	<0.000024	<0.000024	<0.000024	<0.000107	<0.000024	<0.000024	<0.000024	<0.000024	<0.000024	<0.000024	<0.000024	<0.000024	<0.000024	<0.000024
N-Nitrosodiphenylamine	*0.19*	*0.42*	<0.000025	<0.000025	<0.000025	<0.000025	<0.0000971	<0.000025	<0.000025	<0.000025	<0.000025	<0.000025	<0.000025	<0.000025	<0.000025	<0.000025	<0.000025
Pentachlorophenol	*0.001*	*0.001*	<0.000079	<0.000079	<0.000079	<0.000079	<0.000592	<0.000079	<0.00008	<0.00008	<0.000079	<0.000079	<0.000079	<0.000079	<0.000079	<0.000079	<0.000079
Phenanthrene	*0.73*	*2.2*	0.000049 J	<0.000021	<0.000021	<0.000021	0.0000944 J	<0.000021	<0.000021	<0.000021	<0.000021	<0.000021	<0.000021	0.000061 J	<0.000021	<0.000021	<0.000021
Phenol	*7.3*	*22*	<0.000035	<0.000035	<0.000035	<0.000035	<0.0000388	<0.000035	<0.000035	<0.000035	<0.000035	<0.000035	<0.000035	0.00016 J	<0.000035	<0.000035	<0.000035
Pyrene	*0.73*	*2.2*	0.000027 J	<0.000019	0.000027 J	<0.000019	<0.000107	<0.000019	<0.000019	<0.000019	<0.000019	<0.000019	<0.000019	<0.000019	<0.000019	<0.000019	<0.000019
Metals																	
Arsenic	*0.01*	*0.01*	0.00122 J	0.00114 J	0.000829 J	0.00125 J		0.00207	0.00134 J	0.00203	0.00116 J	0.000563 J	0.0013 J	0.00244	<0.00187	0.000509 J	<0.0004

Notes:

1. All values in milligrams per liter (mg/L).
2. Concentrations > RAL and non-detects are highlighted light gray.
3. Concentrations > C/I AL and non-detects are highlighted dark gray
4. TRRP Protective Concentration Limits (PCLs) (30 TAC §350, Table 3), updated January 2021.
5. RAL = Residential Assessment Level, C/I = Commercial/Industrial
6. J = Estimated value, < = not detected at the specified detection limit.
7. MW-32A was screened in the B-CZ & replaced with MW-32AR
8. Based on historical data, MW-25A and MW-25C were likely mislabeled in March 2018 and results are provided correctly in this table.

TABLE 2
ANALYTICAL RESULTS SUMMARY (2008 - 2022)
CLASS 2 GROUNDWATER
HOUSTON, TX - WOOD PRESERVING WORKS

	Residential Assessment Level	***C/I PCL***	MW-82B 02/01/2018	MW-82B 03/22/2018	MW-82B 06/06/2018	MW-82B 01/22/2019	MW-82B 07/30/2019	MW-82B 01/21/2020	MW-82B 07/20/2020	MW-82B 01/14/2021	MW-82B 07/22/2021	MW-82B 01/21/2022	MW-83B 02/08/2018	MW-83B 03/22/2018	MW-83B 06/07/2018	MW-83B 07/19/2018
Volatile Organic Compounds																
1,2-Dichloroethane	*0.005*	*0.005*	<0.0002	<0.0002	<0.0002	<0.0002	<0.0002	<0.0002	<0.0002	<0.0002	<0.0002	<0.0002	<0.0002	<0.0002	<0.0002	<0.0002
Benzene	*0.005*	*0.005*	<0.0002	<0.0002	<0.0002	<0.0002	<0.0002	<0.0002	<0.0002	<0.0002	<0.0002	<0.0002	**0.018**	**0.019**	**0.02**	**0.03**
Chlorobenzene	*0.1*	*0.1*	<0.0003	<0.0003	<0.0003	<0.0003	<0.0003	<0.0003	<0.0003	<0.0003	<0.0003	<0.0003	<0.0003	<0.0003	<0.0003	<0.0003
Ethylbenzene	*0.7*	*0.7*	<0.0003	<0.0003	<0.0003	<0.0003	<0.0003	<0.0003	<0.0003	<0.0003	<0.0003	0.00066 J	0.08	0.1	0.085	0.068
Methylene chloride	*0.005*	*0.005*	<0.001	<0.001	<0.001	<0.001	<0.001	<0.001	<0.001	<0.001	<0.001	<0.001	<0.001	<0.001	<0.001	<0.001
Toluene	*1*	*1*	<0.0002	<0.0002	<0.0002	<0.0002	<0.0002	<0.0002	<0.0002	<0.0002	<0.0002	<0.0002	0.0055	0.0046	0.0049	0.007
Vinyl chloride	*0.002*	*0.002*														
Xylenes (total)	*10*	*10*	<0.0003	0.00065 J	<0.0003	<0.0003	<0.0003	<0.0003	<0.0003	<0.0003	<0.0003	<0.0003	0.1	0.11	0.091	0.066
Semivolatile Organic Compounds																
1,2-Diphenylhydrazine	*0.0011*	*0.0026*	<0.000021	<0.000021	<0.000021	<0.000021	<0.000021	<0.000021	<0.000021	<0.000021	<0.000021	<0.000021	<0.00021	<0.00021	<0.000021	<0.000021
2,4-Dimethylphenol	*0.49*	*1.5*	<0.00004	<0.00004	<0.00004	<0.00004	<0.00004	<0.00004	<0.00004	<0.00004	<0.00004	<0.00004	<0.0004	<0.0004	<0.00004	<0.00004
2,4-Dinitrotoluene	*0.0013*	*0.003*	<0.000058	<0.000058	<0.000058	<0.000058	<0.000058	<0.000058	<0.000058	<0.000058	<0.000058	<0.000058	<0.00058	<0.00059	<0.000058	<0.000058
2,6-Dinitrotoluene	*0.0013*	*0.003*	<0.000042	<0.000042	<0.000042	<0.000042	<0.000042	<0.000042	<0.000042	<0.000042	<0.000042	<0.000042	<0.00042	<0.00042	<0.000042	<0.000042
2-Chloronaphthalene	*2*	*5.8*	<0.000021	<0.000021	0.000021 J	<0.000021	<0.000021	<0.000021	<0.000021	<0.000021	<0.000021	<0.000021	<0.00021	<0.00021	<0.000021	<0.000021
2-Methylnaphthalene	*0.098*	*0.29*	<0.000019	<0.000019	0.000019 J	<0.000019	<0.000019	0.0001	<0.000019	<0.000019	<0.000019	<0.000019	**0.15**	**0.75**	**0.23**	0.076
4,6-Dinitro-2-methylphenol	*0.0024*	*0.0073*	<0.00002	<0.00002	<0.00002	<0.00002	<0.00002	<0.00002	<0.00002	<0.00002	<0.00002	<0.00002	<0.0002	<0.0002	<0.00002	<0.00002
4-Nitrophenol	*0.049*	*0.15*	<0.000047	<0.000047	<0.000047	<0.000047	<0.000047	<0.000047	<0.000047	<0.000047	<0.000047	<0.000047	<0.00047	<0.00047	<0.000047	<0.000047
Acenaphthene	*1.5*	*4.4*	<0.000027	<0.000027	0.000027 J	<0.000027	<0.000027	0.000043 J	<0.000027	<0.000027	0.00025	<0.000027	0.098	0.33	0.11	0.027
Acenaphthylene	*1.5*	*4.4*	<0.000015	<0.000015	0.000015 J	<0.000015	<0.000015	<0.000015	<0.000015	<0.000015	<0.000015	<0.000015	0.00086 J	0.0016	0.00064	<0.000015
Anthracene	*7.3*	*22*	<0.000014	0.000068 J	0.000091 J	0.000042 J	<0.000014	0.000031 J	<0.000014	0.000015 J	<0.000014	<0.000014	0.01	0.011	0.007	0.0014
Benzo(a)anthracene	*0.0091*	*0.02*	<0.00005	<0.00005	<0.00005	<0.00005	<0.00005	<0.00005	<0.00005	<0.00005	<0.00005	<0.00005	<0.0005	<0.00051	0.000058 J	<0.00005
Benzo(a)pyrene	*0.0002*	*0.0002*	<0.00002	<0.00002	<0.00002	<0.00002	<0.00002	<0.00002	<0.00002	<0.00002	<0.00002	<0.00002	<0.0002	<0.0002	<0.00002	<0.00002
bis(2-Chloroethoxy)methane	*0.00083*	*0.0019*	<0.00003	<0.00003	<0.00003	<0.00003	<0.00003	<0.00003	<0.00003	<0.00003	<0.00003	<0.00003	<0.0003	<0.0003	<0.00003	<0.00003
bis(2-Ethylhexyl)phthalate (DEHP)	*0.006*	*0.006*	0.00011 J	<0.000037	<0.00056	<0.000037	<0.000037	<0.000037	0.000052 J	<0.000058	<0.000037	<0.000037	<0.00037	<0.00037	0.00012 J	<0.000037
Chrysene	*0.91*	*2*	<0.000021	<0.000021	<0.000021	<0.000021	<0.000021	<0.000021	<0.000021	<0.000021	<0.000021	<0.000021	<0.00021	<0.00021	0.00009 J	<0.000021
Dibenzofuran	*0.098*	*0.29*	<0.00002	<0.00002	0.00002 J	<0.00002	<0.00002	0.00004 J	<0.00002	0.000045 J	<0.00002	<0.00002	0.043	**0.17**	0.061	0.023
Di-n-butylphthalate (DBP)	*2.4*	*7.3*	<0.00002	<0.00002	<0.00002	<0.00002	<0.00002	<0.00002	0.000022 J	<0.000027	<0.00002	<0.00002	<0.0002	<0.0002	0.000094 J	0.00021
Fluoranthene	*0.98*	*2.9*	<0.00001	<0.00001	<0.00001	<0.00001	<0.00001	<0.00001	0.000015 J	0.000028 J	<0.00001	<0.00001	0.0035	0.0043	0.0046	0.00057
Fluorene	*0.98*	*2.9*	<0.00003	<0.00003	0.00003 J	<0.00003	<0.00003	0.000037 J	<0.00003	0.000033 J	0.000089 J	<0.00003	0.046	0.072	0.039	0.0083
Naphthalene	*0.49*	*1.5*	0.00019	<0.00015	0.00002 J	<0.00002	<0.00002	<0.00041	<0.00002	<0.00002	<0.00027	0.0001	**2.6**	**14**	**2**	**1.5**
Nitrobenzene	*0.049*	*0.15*	<0.000024	<0.000024	<0.000024	<0.000024	<0.000024	<0.000024	<0.000024	<0.000024	<0.000024	<0.000024	<0.00024	<0.00024	<0.000024	<0.000024
N-Nitrosodiphenylamine	*0.19*	*0.42*	<0.000025	<0.000025	<0.000025	<0.000025	<0.000025	<0.000025	<0.000025	<0.000025	<0.000025	<0.000025	<0.00025	<0.00025	<0.000025	<0.000025
Pentachlorophenol	*0.001*	*0.001*	<0.000079	<0.000079	<0.000079	<0.000079	<0.000079	<0.000079	<0.000079	<0.000079	<0.000079	<0.000079	<0.00079	<0.0008	<0.000079	<0.000079
Phenanthrene	*0.73*	*2.2*	<0.000021	<0.000021	<0.000021	<0.000021	<0.000021	0.00012	<0.000021	0.00008 J	<0.000021	<0.000021	0.04	0.071	0.045	0.0086
Phenol	*7.3*	*22*	<0.000035	<0.000035	<0.000035	<0.000035	<0.000035	<0.000035	<0.000035	<0.000035	<0.000035	<0.000035	<0.00035	<0.00035	<0.000035	<0.000035
Pyrene	*0.73*	*2.2*	<0.000019	<0.000019	<0.000019	<0.000019	<0.000019	<0.000019	<0.000019	<0.000019	<0.000019	<0.000019	0.0029	0.0023	0.0026	0.00037
Metals																
Arsenic	*0.01*	*0.01*	0.00271	0.00175 J	**0.0103**	0.00838	0.00873	0.00484	0.00299	0.00547	0.00238	0.00134 J	**0.0353**	**0.0185**	**0.0673**	**0.0731**

Notes:

1. All values in milligrams per liter (mg/L).
2. Concentrations > RAL and non-detects are highlighted light gray.
3. Concentrations > C/I AL and non-detects are highlighted dark gray
4. TRRP Protective Concentration Limits (PCLs) (30 TAC §350, Table 3), updated January 2021.
5. RAL = Residential Assessment Level, C/I = Commercial/Industrial
6. J = Estimated value, < = not detected at the specified detection limit.
7. MW-32A was screened in the B-CZ & replaced with MW-32AR
8. Based on historical data, MW-25A and MW-25C were likely mislabeled in March 2018 and results are provided correctly in this table.

TABLE 2
ANALYTICAL RESULTS SUMMARY (2008 - 2022)
CLASS 2 GROUNDWATER
HOUSTON, TX - WOOD PRESERVING WORKS

	Residential Assessment Level	***C/I PCL***	MW-83B 01/15/2019	MW-83B 07/18/2019	MW-83B 01/10/2020	MW-83B 07/22/2020	MW-83B 07/22/2020 Duplicate	MW-83B 01/12/2021	MW-83B 01/12/2021 Duplicate	MW-83B 07/14/2021	MW-83B 07/14/2021 Duplicate	MW-83B 01/21/2022	MW-83B 01/21/2022 Duplicate	MW-83C 02/08/2018	MW-83C 03/22/2018	MW-83C 06/07/2018
Volatile Organic Compounds																
1,2-Dichloroethane	*0.005*	*0.005*	<0.0002	<0.0002	<0.0002	<0.0002	<0.0002	<0.0002	<0.0002	<0.0002	<0.002	<0.0002	<0.0002	<0.0002	<0.0002	<0.0002
Benzene	*0.005*	*0.005*	**0.032**	**0.021**	**0.021**	**0.007 J**	0.0026 J	**0.02**	**0.022**	**0.025**	**0.03**	**0.0089 J**	**0.033 J**	<0.0002	<0.0002	<0.0002
Chlorobenzene	*0.1*	*0.1*	<0.0003	<0.0003	<0.0003	<0.0003	<0.0003	<0.0003	<0.0003	<0.0003	<0.003	<0.0003	<0.0003	<0.0003	<0.0003	<0.0003
Ethylbenzene	*0.7*	*0.7*	0.091	0.055	0.078	0.027 J	0.019 J	0.076	0.08	0.1	0.13	0.02 J	0.11 J	0.00066 J	0.0005 J	<0.0003
Methylene chloride	*0.005*	*0.005*	<0.001	<0.001	<0.001	<0.001	<0.001	<0.001	<0.001	**<0.05**	**<0.01**	<0.001	<0.001	<0.001	<0.001	<0.001
Toluene	*1*	*1*	0.0082	0.0042	0.0052	0.0026	<0.0015	0.0059	0.0058	0.0073	0.0083 J	0.0023 J	0.009 J	<0.0002	<0.0002	<0.0002
Vinyl chloride	*0.002*	*0.002*			<0.0002											
Xylenes (total)	*10*	*10*	0.1	0.061	0.098	0.031 J	0.021 J	0.085	0.098	0.12	0.14	0.026 J	0.12 J	0.0014	<0.0003	<0.0003
Semivolatile Organic Compounds																
1,2-Diphenylhydrazine	*0.0011*	*0.0026*	<0.000021	<0.000021	<0.000021	<0.000021	<0.000021	**.00035 J**	<2.1E-05 J	<0.000021	<0.000021	<0.000021	<0.000021	<0.000021	<0.000021	<0.000021
2,4-Dimethylphenol	*0.49*	*1.5*	<0.00004	<0.00004	0.000072 J	0.00076 J	0.0005 J	<0.00004	<0.00004	**<0.00004 J**	0.000093 J	<0.00004	<0.00004	<0.00004	<0.00004	<0.00004
2,4-Dinitrotoluene	*0.0013*	*0.003*	<0.000058	<0.000058	<0.000058	<0.000058	<0.000058	<0.000058	<0.000058	<0.000058	<0.000058	<0.000058	<0.000058	<0.000058	<0.000058	<0.000058
2,6-Dinitrotoluene	*0.0013*	*0.003*	<0.000042	<0.000042	<0.000042	<0.000042	<0.000042	<0.000042	<0.000042	<0.000042	<0.000042	<0.000042	<0.000042	<0.000042	<0.000042	<0.000042
2-Chloronaphthalene	*2*	*5.8*	<0.000021	<0.000021	<0.000021	<0.000021	<0.000021	<0.000021	<0.000021	<0.000021	<0.000021	<0.000021	<0.000021	<0.000021	<0.000021	<0.000021
2-Methylnaphthalene	*0.098*	*0.29*	0.086	0.05	0.078	0.015 J	0.025 J	0.091	0.097	**0.12**	**0.15**	0.083 J	**0.15 J**	0.0015	0.0015	0.000089 J
4,6-Dinitro-2-methylphenol	*0.0024*	*0.0073*	<0.00002	<0.00002	<0.00002	<0.00002	<0.00002	<0.00002	<0.00002	<0.00002	<0.00002	<0.00002	<0.00002	<0.00002	<0.00002	<0.00002
4-Nitrophenol	*0.049*	*0.15*	<0.000047	<0.000047	<0.000047	<0.000047	<0.000047	<0.000047	<0.000047	<0.000047	<0.000047	<0.000047	<0.000047	0.0003 J	<0.000047	<0.000047
Acenaphthene	*1.5*	*4.4*	0.026	0.021	0.066	0.008	0.014	0.058 J	0.13 J	0.12	0.12	0.065 J	0.13 J	0.00083	0.001	0.00017
Acenaphthylene	*1.5*	*4.4*	0.00034	0.00025	0.00047	0.000099 J	0.00012	0.00037	0.00048	0.00058	0.0005	0.00038 J	0.00067 J	<0.000015	<0.000015	<0.000015
Anthracene	*7.3*	*22*	0.0012	0.00099	0.0039	0.00043	0.00057	**.0020 J**	**.0042 J**	0.0077	0.0061	0.0045 J	0.0061 J	0.000034 J	0.000068 J	<0.000014
Benzo(a)anthracene	*0.0091*	*0.02*	<0.00005	<0.00005	0.00007 J	<0.00005	<0.00005	<0.00005	0.000055 J	0.0001	<0.00005	<0.00005	0.000072 J	<0.00005	<0.00005	<0.00005
Benzo(a)pyrene	*0.0002*	*0.0002*	<0.00002	<0.00002	<0.00002	<0.00002	<0.00002	0.000026 J	<0.00002	<0.00002	<0.00002	<0.00002	<0.00002	<0.00002	<0.00002	<0.00002
bis(2-Chloroethoxy)methane	*0.00083*	*0.0019*	<0.00003	<0.00003	<0.00003	<0.00003	<0.00003	<0.00003	<0.00003	<0.00003	<0.00003	<0.00003	<0.00003	<0.00003	<0.00003	<0.00003
bis(2-Ethylhexyl)phthalate (DEHP)	*0.006*	*0.006*	<0.000064	0.00036	<0.000037	<0.000037	0.000061 J	0.00014 J	0.000071 J	0.000076 J	0.000076 J	<0.000037	<0.000037	0.00019 J	<0.000037	0.00012 J
Chrysene	*0.91*	*2*	<0.000021	<0.000021	0.000065 J	<0.000021	<0.000021	<0.000021	0.000062	**.00010 J**	0.000064	0.000036 J	0.00007 J	<0.000021	<0.000021	<0.000021
Dibenzofuran	*0.098*	*0.29*	0.02	0.014	0.023	0.005 J	0.0077 J	0.031	0.029	0.035	0.042	0.026 J	0.037 J	0.00061	0.00044	0.000046 J
Di-n-butylphthalate (DBP)	*2.4*	*7.3*	0.00015 J	0.00012 J	<0.00002	<0.00002	<0.00002	<0.00028	<0.00031	0.00002 J	0.000041 J	0.000031 J	<0.00002	<0.00002	<0.00002	0.000092 J
Fluoranthene	*0.98*	*2.9*	0.00051	0.00038	0.0033	0.00012	0.00018	0.00085 J	0.0029 J	0.0062 J	0.0034 J	0.0023 J	0.004 J	0.000044 J	<0.00001	0.000018 J
Fluorene	*0.98*	*2.9*	0.0099	0.0076	0.024	0.003 J	0.005 J	0.021 J	0.032 J	0.037	0.041	0.023 J	0.041 J	0.00035	0.00034	0.000067 J
Naphthalene	*0.49*	*1.5*	**1.6**	**0.77**	**1.2**	0.16 J	0.32 J	**0.7**	**0.9**	**2.6**	**2**	**1.2 J**	**2.1 J**	0.012	0.016	0.00039
Nitrobenzene	*0.049*	*0.15*	<0.000024	<0.000024	<0.000024	<0.000024	<0.000024	<0.000024	<0.000024	<0.000024	<0.000024	<0.000024	<0.000024	<0.000024	<0.000024	<0.000024
N-Nitrosodiphenylamine	*0.19*	*0.42*	<0.000025	<0.000025	<0.000025	<0.000025	<0.000025	<0.000025	<0.000025	<0.000025	<0.000025	<0.000025	<0.000025	<0.000025	<0.000025	<0.000025
Pentachlorophenol	*0.001*	*0.001*	<0.000079	<0.000079	<0.000079	<0.000079	<0.000079	<0.000079	<0.000079	<0.000079	<0.000079	<0.000079	<0.000079	<0.000079	<0.000079	<0.000079
Phenanthrene	*0.73*	*2.2*	0.0074	0.0059	0.021	0.0031 J	0.0045 J	0.02 J	0.032 J	0.032 J	0.045 J	0.021 J	0.032 J	0.00044	0.00053	0.000038 J
Phenol	*7.3*	*22*	<0.000035	0.00051	<0.000035	0.00046 J	0.00015 J	<0.000035	<0.000035	<0.000035	0.000096 J	<0.000035	<0.000035	<0.000035	<0.000035	<0.000035
Pyrene	*0.73*	*2.2*	0.0003	0.0002	0.0022	0.000069 J	0.0001 J	0.00049 J	0.0025 J	0.0047 J	0.002 J	0.0013 J	0.003 J	0.000027 J	<0.000019	<0.000019
Metals																
Arsenic	*0.01*	*0.01*	**0.0916**	**0.0648**	**0.0709**	**0.0342 J**	0.00371 J	**0.069**	**0.0904**	**0.0566**	**0.0674**	**0.0423 J**	**0.0869 J**	0.000609 J	<0.0004	0.00139 J

Notes:

1. All values in milligrams per liter (mg/L).
2. Concentrations > RAL and non-detects are highlighted light gray.
3. Concentrations > C/I AL and non-detects are highlighted dark gray
4. TRRP Protective Concentration Limits (PCLs) (30 TAC §350, Table 3), updated January 2021.
5. RAL = Residential Assessment Level, C/I = Commercial/Industrial
6. J = Estimated value, < = not detected at the specified detection limit.
7. MW-32A was screened in the B-CZ & replaced with MW-32AR
8. Based on historical data, MW-25A and MW-25C were likely mislabeled in March 2018 and results are provided correctly in this table.

TABLE 2
ANALYTICAL RESULTS SUMMARY (2008 - 2022)
CLASS 2 GROUNDWATER
HOUSTON, TX - WOOD PRESERVING WORKS

	Residential Assessment Level	***C/I PCL***	MW-83C 01/15/2019	MW-83C 07/18/2019	MW-83C 01/10/2020	MW-83C 07/22/2020	MW-83C 01/12/2021	MW-83C 07/13/2021	MW-83C 01/21/2022	MW-84A 03/12/2020	MW-84A 05/21/2020	MW-84A 07/27/2020	MW-84A 01/18/2021	MW-84A 07/20/2021	MW-84A 01/20/2022	MW-84B 02/08/2018
Volatile Organic Compounds																
1,2-Dichloroethane	*0.005*	*0.005*	<0.0002	<0.0002	<0.0002	<0.0002	<0.0002	<0.0002	<0.0002	<0.0002	<0.0002	<0.0002	<0.0002	<0.0002	<0.0002	<0.0002
Benzene	*0.005*	*0.005*	<0.0002	<0.0002	<0.0002	<0.0002	<0.0002	<0.0002	<0.0002	<0.0002	<0.0002	<0.0002	<0.0002	<0.0002	<0.0002	**0.0097**
Chlorobenzene	*0.1*	*0.1*	<0.0003	<0.0003	<0.0003	<0.0003	<0.0003	<0.0003	<0.0003	<0.0003	<0.0003	<0.0003	<0.0003	<0.0003	<0.0003	<0.0003
Ethylbenzene	*0.7*	*0.7*	<0.0003	<0.0003	<0.0003	<0.0003	<0.0003	<0.0003	<0.0003	<0.0003	<0.0003	<0.0003	<0.0003	<0.0003	<0.0003	0.039
Methylene chloride	*0.005*	*0.005*	<0.001	<0.001	<0.001	<0.001	<0.001	<0.001	<0.001	<0.001	<0.001	<0.001	<0.001	<0.001	<0.001	<0.001
Toluene	*1*	*1*	<0.0002	<0.0002	<0.0002	<0.0002	<0.0002	<0.0002	<0.0002	<0.0002	<0.0002	<0.0002	<0.0002	<0.0002	<0.0002	0.0025
Vinyl chloride	*0.002*	*0.002*			<0.0002											
Xylenes (total)	*10*	*10*	<0.0003	<0.0003	<0.0003	<0.0003	<0.0003	<0.0003	<0.0003	<0.0003	<0.0003	<0.0003	<0.0003	<0.0003	<0.0003	0.035
Semivolatile Organic Compounds																
1,2-Diphenylhydrazine	*0.0011*	*0.0026*	0.000087 J	<0.000021	<0.000021	<0.000021	<0.000021	<0.000021	<0.000021	<0.000021	<0.000021	<0.000021	<0.000021	<0.000021	<0.000021	**0.0014 J**
2,4-Dimethylphenol	*0.49*	*1.5*	<0.00004	<0.00004	<0.00004	0.00061	<0.00004	<0.00004	<0.00004	<0.000041	<0.00004	<0.00004	<0.00004	<0.00004	<0.00004	<0.0004
2,4-Dinitrotoluene	*0.0013*	*0.003*	<0.000058	<0.000058	<0.000058	<0.000058	<0.000058	<0.000058	<0.000058	<0.000059	<0.000058	<0.000058	<0.000058	<0.000058	<0.000058	<0.00058
2,6-Dinitrotoluene	*0.0013*	*0.003*	<0.000042	<0.000042	<0.000042	<0.000042	<0.000042	<0.000042	<0.000042	<0.000043	<0.000042	<0.000042	<0.000042	<0.000042	<0.000042	<0.00042
2-Chloronaphthalene	*2*	*5.8*	<0.000021	<0.000021	<0.000021	<0.000021	<0.000021	<0.000021	<0.000021	<0.000021	<0.000021	<0.000021	<0.000021	<0.000021	<0.000021	<0.00021
2-Methylnaphthalene	*0.098*	*0.29*	<0.000019	0.00012	0.00021	0.00019	<0.000043	<0.000019	<0.000019	<0.000019	<0.000019	<0.000019	<0.000019	<0.000019	<0.000019	**0.55**
4,6-Dinitro-2-methylphenol	*0.0024*	*0.0073*	<0.00002	<0.00002	<0.00002	<0.00002	<0.00002	<0.00002	<0.00002	<0.00002	<0.00002	<0.00002	<0.00002	<0.00002	<0.00002	<0.0002
4-Nitrophenol	*0.049*	*0.15*	<0.000047	<0.000047	<0.000047	<0.000047	<0.000047	<0.000047	<0.000047	<0.000048	<0.000047	<0.000047	<0.000047	<0.000047	<0.000047	<0.00047
Acenaphthene	*1.5*	*4.4*	<0.000027	0.000094 J	0.00018	0.00029	<0.000051	<0.000027	<0.000027	<0.000028	<0.000027	<0.000027	<0.000027	<0.000027	<0.000027	0.22
Acenaphthylene	*1.5*	*4.4*	<0.000015	<0.000015	<0.000015	<0.000015	<0.000015	<0.000015	<0.000015	<0.000015	<0.000015	<0.000015	<0.000015	<0.000015	<0.000015	0.003
Anthracene	*7.3*	*22*	<0.000014	<0.000014	<0.000014	0.000075 J	0.000024 J	<0.000014	<0.000014	<0.000014	<0.000014	<0.000014	<0.000014	<0.000014	<0.000014	0.02
Benzo(a)anthracene	*0.0091*	*0.02*	<0.00005	<0.00005	<0.00005	<0.00005	<0.00005	<0.00005	<0.00005	<0.000051	<0.00005	<0.000052	<0.00005	<0.00005	<0.00005	<0.0005
Benzo(a)pyrene	*0.0002*	*0.0002*	<0.00002	<0.00002	<0.00002	<0.00002	<0.00002	<0.00002	<0.00002	<0.00002	<0.00002	<0.000042	<0.00002	<0.00002	<0.00002	<0.0002
bis(2-Chloroethoxy)methane	*0.00083*	*0.0019*	<0.00003	<0.00003	<0.00003	<0.00003	<0.00003	<0.00003	<0.00003	<0.000031	<0.00003	<0.00003	<0.00003	<0.00003	<0.00003	<0.0003
bis(2-Ethylhexyl)phthalate (DEHP)	*0.006*	*0.006*	<0.000037	0.00023	<0.000037	0.000077 J	0.00012 J	<0.000037	<0.000037	<0.000038	<0.000037	0.00024	<0.000075	0.000097 J	<0.000037	0.00056 J
Chrysene	*0.91*	*2*	<0.000021	<0.000021	<0.000021	<0.000021	<0.000021	<0.000021	<0.000021	<0.000021	<0.000021	<0.000045	<0.000021	<0.000021	<0.000021	<0.00021
Dibenzofuran	*0.098*	*0.29*	<0.00002	0.00007 J	0.00015	0.0003	0.000042 J	<0.00002	<0.00002	<0.00002	<0.00002	<0.00002	<0.00002	<0.00002	<0.00002	**0.13**
Di-n-butylphthalate (DBP)	*2.4*	*7.3*	0.00006 J	0.00004 J	<0.00002	<0.00002	<0.00014	0.000039 J	<0.00002	<0.00002	<0.00002	<0.000047	0.00045	<0.00002	<0.00002	<0.0002
Fluoranthene	*0.98*	*2.9*	<0.00001	<0.00001	<0.00001	0.000079 J	0.000017 J	<0.00001	<0.00001	<0.00001	<0.00001	<0.000038	<0.00001	<0.00001	<0.00001	0.0039
Fluorene	*0.98*	*2.9*	<0.00003	<0.00003	0.00012	0.00026	<0.00003	<0.00003	<0.00003	<0.000031	<0.00003	<0.00003	<0.00003	<0.00003	<0.00003	0.074
Naphthalene	*0.49*	*1.5*	<0.00036	0.0014	0.0018	0.002	<0.00034	<0.00002	0.00019	0.000023 J	<0.00002	<0.00013	<0.00002	<0.00002	0.000063 J	**2.4**
Nitrobenzene	*0.049*	*0.15*	<0.000024	<0.000024	<0.000024	<0.000024	<0.000024	<0.000024	<0.000024	<0.000024	<0.000024	<0.000024	<0.000024	<0.000024	<0.000024	<0.00024
N-Nitrosodiphenylamine	*0.19*	*0.42*	<0.000025	<0.000025	<0.000025	<0.000025	<0.000025	<0.000025	<0.000025	<0.000026	<0.000025	<0.000025	<0.000025	<0.000025	<0.000025	<0.00025
Pentachlorophenol	*0.001*	*0.001*	<0.000079	<0.000079	<0.000079	<0.000079	<0.000079	<0.000079	<0.000079	<0.000081	<0.000079	<0.000079	<0.000079	<0.000079	<0.000079	<0.00079
Phenanthrene	*0.73*	*2.2*	<0.000021	<0.000021	0.00017	0.0005	<0.000034	<0.000021	<0.000021	<0.000021	<0.000021	<0.000024	<0.000021	<0.000021	<0.000021	0.088
Phenol	*7.3*	*22*	0.000038 J	0.000068 J	<0.000035	0.000099 J	<0.000035	<0.000035	<0.000035	<0.000036	<0.000035	<0.000035	<0.000035	<0.000035	<0.000035	<0.00035
Pyrene	*0.73*	*2.2*	<0.000019	<0.000019	<0.000019	<0.000019	0.000022 J	<0.000019	<0.000019	<0.000019	<0.000019	<0.000038	<0.000019	<0.000019	<0.000019	0.0025
Metals																
Arsenic	*0.01*	*0.01*	0.00616	0.00617	0.00564	0.00398	0.000881 J	<0.0004	0.00044 J	0.00464	**0.0112**	**0.0143**	0.00145 J	0.00121 J	0.00267	0.00269

Notes:

1. All values in milligrams per liter (mg/L).
2. Concentrations > RAL and non-detects are highlighted light gray.
3. Concentrations > C/I AL and non-detects are highlighted dark gray
4. TRRP Protective Concentration Limits (PCLs) (30 TAC §350, Table 3), updated January 2021.
5. RAL = Residential Assessment Level, C/I = Commercial/Industrial
6. J = Estimated value, < = not detected at the specified detection limit.
7. MW-32A was screened in the B-CZ & replaced with MW-32AR
8. Based on historical data, MW-25A and MW-25C were likely mislabeled in March 2018 and results are provided correctly in this table.

TABLE 2
ANALYTICAL RESULTS SUMMARY (2008 - 2022)
CLASS 2 GROUNDWATER
HOUSTON, TX - WOOD PRESERVING WORKS

	Residential Assessment Level	***C/I PCL***	MW-84B 03/27/2018	MW-84B 06/07/2018	MW-84B 07/19/2018	MW-84B 07/19/2018 Duplicate	MW-84B 01/24/2019	MW-84B 07/30/2019	MW-84B 01/16/2020	MW-84B 07/27/2020	MW-84B 01/18/2021	MW-84B 07/20/2021	MW-84B 01/21/2022	MW-85C 02/01/2018	MW-85C 03/28/2018	MW-85C 05/24/2018
Volatile Organic Compounds																
1,2-Dichloroethane	*0.005*	*0.005*	<0.0002	<0.0002	<0.0002	<0.0002	<0.0002	<0.0002	<0.0002	<0.0002	<0.0002	<0.0002	<0.0002	<0.0002	<0.0002	<0.0002
Benzene	*0.005*	*0.005*	**0.0086**	0.0017	0.002	0.0019	0.0024	**0.01**	**0.0064**	0.0022	0.00049 J	0.00033 J	<0.0002	<0.0002	**0.013**	0.0026
Chlorobenzene	*0.1*	*0.1*	<0.0003	<0.0003	<0.0003	<0.0003	<0.0003	<0.0003	<0.0003	<0.0003	<0.0003	<0.0003	<0.0003	<0.0003	<0.0003	<0.0003
Ethylbenzene	*0.7*	*0.7*	0.037	0.0036	0.0029	0.0026	0.0051	0.013	0.0094	0.0037	0.00047 J	<0.0003	<0.0003	<0.0003	<0.0003	<0.0003
Methylene chloride	*0.005*	*0.005*	<0.001	<0.001	<0.001	<0.001	<0.001	<0.001	<0.001	<0.001	<0.001	<0.001	<0.001	<0.001	<0.001	<0.001
Toluene	*1*	*1*	0.00099 J	<0.0002	<0.0002	<0.0002	0.00056 J	0.0015	<0.0002	0.00075 J	<0.0002	<0.0002	<0.0002	<0.0002	<0.0002	<0.0002
Vinyl chloride	*0.002*	*0.002*														
Xylenes (total)	*10*	*10*	0.031	0.003	0.0019	0.0017	0.0033	0.0041	0.0032	0.0019	<0.0003	<0.0003	<0.0003	<0.0003	<0.0003	<0.0003
Semivolatile Organic Compounds																
1,2-Diphenylhydrazine	*0.0011*	*0.0026*	<0.00021	<0.00021	<0.000021	<0.000021	<0.000021	<0.000021	<0.000021	<0.000021	<0.000021	<0.000021	<0.000021	<0.000021	<0.000021	<0.000021
2,4-Dimethylphenol	*0.49*	*1.5*	<0.0004	0.0017 J	0.00048	<0.00004	<0.00016	0.00081	0.00048	<0.00004	<0.00004	<0.00004	<0.00004	<0.00004	<0.00004	<0.00004
2,4-Dinitrotoluene	*0.0013*	*0.003*	<0.00058	<0.00058	<0.000058	<0.000058	<0.000058	<0.000058	<0.000058	<0.000058	<0.000058	<0.000058	<0.000058	<0.000058	<0.000058	<0.000058
2,6-Dinitrotoluene	*0.0013*	*0.003*	<0.00042	<0.00042	<0.000042	<0.000042	<0.000042	<0.000042	<0.000042	<0.000042	<0.000042	<0.000042	<0.000042	<0.000042	<0.000042	<0.000042
2-Chloronaphthalene	*2*	*5.8*	<0.00021	<0.00021	<0.000021	<0.000021	<0.000021	<0.000021	<0.000021	<0.000021	<0.000021	<0.000021	<0.000021	<0.000021	<0.000021	<0.000021
2-Methylnaphthalene	*0.098*	*0.29*	**0.58**	0.025	0.074 J	**0.2 J**	<0.000019	0.0027	0.0065	0.0004	<0.000019	0.00004 J	<0.000019	0.0001 J	0.000049 J	0.000067 J
4,6-Dinitro-2-methylphenol	*0.0024*	*0.0073*	<0.0002	**0.0038**	<0.00002	<0.00002	<0.00002	<0.00002	0.00035	<0.00002	<0.00002	<0.00002	<0.00002	<0.00002	<0.00002	<0.00002
4-Nitrophenol	*0.049*	*0.15*	<0.00047	<0.00047	<0.000047	<0.000047	<0.000047	<0.000047	<0.000047	<0.000047	<0.000047	<0.000047	<0.000047	<0.000047	<0.000047	<0.000047
Acenaphthene	*1.5*	*4.4*	0.27	0.031	0.048 J	0.14 J	0.000032 J	0.008	0.025	0.003	0.00051	0.000059 J	<0.000027	0.00013	<0.000027	<0.000027
Acenaphthylene	*1.5*	*4.4*	0.0032	0.00061 J	0.00062	<0.000015	0.000043 J	0.0003	0.00031	0.000053 J	0.000058 J	<0.000015	<0.000015	<0.000015	<0.000015	<0.000015
Anthracene	*7.3*	*22*	0.0092	0.0022	0.0027 J	0.0042 J	<0.000014	0.00042	0.00095	<0.00019	<0.000014	<0.000014	<0.000014	<0.000014	<0.000014	<0.000014
Benzo(a)anthracene	*0.0091*	*0.02*	<0.0005	<0.0005	<0.00005	<0.00005	<0.00005	<0.00005	<0.00005	<0.00005	<0.00005	<0.00005	<0.00005	<0.00005	<0.00005	<0.00005
Benzo(a)pyrene	*0.0002*	*0.0002*	<0.0002	<0.0002	<0.00002	<0.00002	<0.00002	<0.00002	<0.00002	<0.00002	<0.00002	<0.00002	<0.00002	<0.00002	<0.00002	<0.00002
bis(2-Chloroethoxy)methane	*0.00083*	*0.0019*	<0.0003	<0.0003	<0.00003	<0.00003	<0.00003	<0.00003	<0.00003	<0.00003	<0.00003	<0.00003	<0.00003	<0.00003	<0.00003	<0.00003
bis(2-Ethylhexyl)phthalate (DEHP)	*0.006*	*0.006*	<0.00037	<0.00037	<0.000037	<0.000037	<0.000037	0.00026	<0.000037	0.000074 J	<0.000099	<0.000037	<0.000037	0.000091 J	0.0002	0.00013 J
Chrysene	*0.91*	*2*	<0.00021	<0.00021	<0.000021	<0.000021	<0.000021	<0.000021	<0.000021	<0.000025	<0.000021	<0.000021	<0.000021	<0.000021	<0.000021	<0.000021
Dibenzofuran	*0.098*	*0.29*	**0.22**	0.019	0.037 J	0.077 J	<0.00002	0.0054	0.015	0.0023	<0.00002	<0.00002	<0.00002	0.000087 J	<0.00002	0.000036 J
Di-n-butylphthalate (DBP)	*2.4*	*7.3*	<0.0002	<0.0002	<0.00002	<0.00002	<0.00002	0.000055 J	<0.00002	<0.000023	0.00053	<0.00002	<0.00002	0.00023	<0.00002	0.00003 J
Fluoranthene	*0.98*	*2.9*	0.0029	0.00069 J	0.0011 J	0.0016 J	<0.00001	0.00015	0.00037	<0.00015	0.000021 J	<0.00001	<0.00001	0.000015 J	<0.00001	<0.00001
Fluorene	*0.98*	*2.9*	0.076	0.011	0.018 J	0.039 J	<0.00003	0.0026	0.0063	0.0012	<0.00003	<0.00003	<0.00003	0.00011	<0.00003	0.000034 J
Naphthalene	*0.49*	*1.5*	**2.2**	0.066	0.49 J	**0.95 J**	<0.00002	0.06 J	0.13	0.025	<0.00002	0.0005	<0.00002	0.00069	0.0017	0.0026
Nitrobenzene	*0.049*	*0.15*	<0.00024	<0.00024	<0.000024	<0.000024	<0.000024	<0.000024	<0.000024	<0.000024	0.000054 J	<0.000024	<0.000024	<0.000024	<0.000024	<0.000024
N-Nitrosodiphenylamine	*0.19*	*0.42*	<0.00025	<0.00025	<0.000025	<0.000025	<0.000025	<0.000025	<0.000025	<0.000025	<0.000025	<0.000025	<0.000025	<0.000025	<0.000025	<0.000025
Pentachlorophenol	*0.001*	*0.001*	<0.00079	<0.00079	**0.005**	0.000094 J	<0.000079	<0.000079	<0.000079	<0.000079	<0.000079	<0.000079	<0.000079	<0.000079	<0.000079	0.00015 J
Phenanthrene	*0.73*	*2.2*	0.072	0.013	0.024 J	0.043 J	<0.000021	0.0021	0.0065	<0.0012	<0.000021	<0.000021	<0.000021	0.0001	<0.000021	0.0001
Phenol	*7.3*	*22*	<0.00035	0.00062 J	<0.000035	<0.000035	<0.000035	<0.000035	<0.000035	<0.000035	<0.000035	<0.000035	<0.000035	0.00011 J	<0.000035	<0.000035
Pyrene	*0.73*	*2.2*	0.0018	0.00036 J	0.00062 J	0.00097 J	<0.000019	0.00011	0.00025	<0.000097	<0.000019	<0.000019	<0.000019	<0.000019	<0.000019	<0.000019
Metals																
Arsenic	*0.01*	*0.01*	0.00277	<0.0004	<0.0004	<0.0004	0.00219	0.00838	0.00363	0.00462	0.00262	0.00168 J	0.00177 J	0.00152 J	0.00287	0.00588

Notes:
1. All values in milligrams per liter (mg/L).
2. Concentrations > RAL and non-detects are highlighted light gray.
3. Concentrations > C/I AL and non-detects are highlighted dark gray
4. TRRP Protective Concentration Limits (PCLs) (30 TAC §350, Table 3), updated January 2021.
5. RAL = Residential Assessment Level, C/I = Commercial/Industrial
6. J = Estimated value, < = not detected at the specified detection limit.
7. MW-32A was screened in the B-CZ & replaced with MW-32AR
8. Based on historical data, MW-25A and MW-25C were likely mislabeled in March 2018 and results are provided correctly in this table.

TABLE 2
ANALYTICAL RESULTS SUMMARY (2008 - 2022)
CLASS 2 GROUNDWATER
HOUSTON, TX - WOOD PRESERVING WORKS

	Residential Assessment Level	***C/I PCL***	MW-85C 02/01/2019	MW-85C 07/30/2019	MW-85C 01/09/2020	MW-85C 07/16/2020	MW-85C 01/13/2021	MW-85C 07/27/2021	MW-85C 01/06/2022	MW-86C 02/01/2018	MW-86C 02/01/2018	MW-86C 03/28/2018	MW-86C 03/28/2018 Duplicate	MW-86C 05/25/2018	MW-86C 05/25/2018 Duplicate	MW-86C 01/11/2019
Volatile Organic Compounds																
1,2-Dichloroethane	*0.005*	*0.005*	<0.0002	<0.0002	<0.0002	<0.005	<0.0002	<0.0002	<0.0002	<0.0002	<0.0002	<0.0002	<0.0002	<0.0002	<0.0002	<0.0002
Benzene	*0.005*	*0.005*	<0.0002	0.00093 J	<0.0002	<0.005	<0.0002	<0.0002	<0.0002	<0.0002	<0.0002	<0.0002	<0.0002	<0.0002	<0.0002	<0.0002
Chlorobenzene	*0.1*	*0.1*	<0.0003	<0.0003	<0.0003	<0.0075	<0.0003	<0.0003	<0.0003	<0.0003	<0.0003	<0.0003	<0.0003	<0.0003	<0.0003	<0.0003
Ethylbenzene	*0.7*	*0.7*	<0.0003	<0.0003	<0.0003	<0.0075	<0.0003	<0.0003	<0.0003	<0.0003	<0.0003	<0.0003	<0.0003	<0.0003	<0.0003	<0.0003
Methylene chloride	*0.005*	*0.005*	<0.001	<0.001	<0.001	**<0.025**	<0.001	<0.001	<0.001	<0.001	<0.001	<0.001	<0.001	<0.001	<0.001	<0.001
Toluene	*1*	*1*	<0.0002	<0.0002	<0.0002	<0.005	<0.0002	<0.0002	<0.0002	<0.0002	<0.0002	<0.0002	<0.0002	<0.0002	<0.0002	<0.0002
Vinyl chloride	*0.002*	*0.002*						<0.0002		<0.0002	<0.0002	<0.0002				
Xylenes (total)	*10*	*10*	<0.0003	<0.0003	<0.0003	<0.0075	<0.0003	<0.0003	<0.0003	<0.0003	<0.0003	<0.0003	<0.0003	<0.0003	<0.0003	<0.0003
Semivolatile Organic Compounds																
1,2-Diphenylhydrazine	*0.0011*	*0.0026*	<0.000021	<0.000021	<0.000021	<0.000021	<0.000021	<0.000021	<0.000021	0.000069 J	<0.000021	<0.000021	<0.000021	<0.000021	<0.000021	<0.000021
2,4-Dimethylphenol	*0.49*	*1.5*	<0.000041	<0.00004	<0.00004	<0.00004	<0.00004	<0.00004	0.00049	<0.00004	<0.00004	<0.00004	<0.00004	<0.00004	<0.00004	<0.00004
2,4-Dinitrotoluene	*0.0013*	*0.003*	<0.000059	<0.000058	<0.000058	<0.000058	<0.000058	<0.000058	<0.000058	<0.000058	<0.000058	<0.000058	<0.000058	<0.000058	<0.000058	<0.000058
2,6-Dinitrotoluene	*0.0013*	*0.003*	<0.000043	<0.000042	<0.000042	<0.000042	<0.000042	<0.000042	<0.000042	<0.000042	<0.000042	<0.000042	<0.000042	<0.000042	<0.000042	<0.000042
2-Chloronaphthalene	*2*	*5.8*	<0.000021	<0.000021	<0.000021	<0.000021	<0.000021	<0.000021	<0.000021	<0.000021	<0.000021	<0.000021	<0.000021	<0.000021	<0.000021	<0.000021
2-Methylnaphthalene	*0.098*	*0.29*	<0.000019	<0.000019	<0.000041	<0.000031	<0.000019	<0.000019	0.0013	<0.000019	<0.000019	<0.000019	<0.000019	<0.000019	<0.000019	<0.000019
4,6-Dinitro-2-methylphenol	*0.0024*	*0.0073*	<0.00002	<0.00002	<0.00002	<0.00002	<0.00002	<0.00002	<0.00002	<0.00002	<0.00002	<0.00002	<0.00002	<0.00002	<0.00002	<0.00002
4-Nitrophenol	*0.049*	*0.15*	<0.000048	<0.000047	0.00077 J	<0.000047	<0.000047	<0.000047	<0.000047	<0.000047	0.0003 J	<0.000047	<0.000047	<0.000047	<0.000047	<0.000047
Acenaphthene	*1.5*	*4.4*	<0.000028	<0.000027	<0.000077	0.0012	<0.000027	<0.000027	0.0025	0.00091	<0.000027	<0.000027	<0.000027	<0.000027	<0.000027	<0.000027
Acenaphthylene	*1.5*	*4.4*	<0.000015	<0.000015	<0.000015	<0.000015	<0.000015	<0.000015	0.000062 J	<0.000015	<0.000015	<0.000015	<0.000015	<0.000015	<0.000015	<0.000015
Anthracene	*7.3*	*22*	<0.000014	<0.000014	<0.000014	0.00015	<0.000014	<0.000014	0.0015	<0.000014	<0.000014	<0.000014	<0.000014	<0.000014	<0.000014	<0.000014
Benzo(a)anthracene	*0.0091*	*0.02*	<0.000051	<0.00005	<0.00005	<0.00005	<0.00005	<0.00005	0.00048	<0.00005	<0.00005	<0.00005	<0.00005	<0.00005	<0.00005	<0.00005
Benzo(a)pyrene	*0.0002*	*0.0002*	<0.00002	<0.00002	0.000031 J	<0.00002	<0.00002	<0.00002	0.00018	<0.00002	<0.00002	<0.00002	<0.00002	<0.00002	<0.00002	<0.00002
bis(2-Chloroethoxy)methane	*0.00083*	*0.0019*	<0.000031	<0.00003	<0.00003	<0.00003	<0.00003	<0.00003	<0.00003	<0.00003	<0.00003	<0.00003	<0.00003	<0.00003	<0.00003	<0.00003
bis(2-Ethylhexyl)phthalate (DEHP)	*0.006*	*0.006*	<0.000038	<0.000037	<0.00016	<0.000089	<0.000037	0.000063 J	<0.00017	0.000053 J	<0.000037	<0.000037	<0.000037	0.000052 J	0.000061 J	<0.000057
Chrysene	*0.91*	*2*	<0.000021	<0.000021	0.000053 J	<0.000021	<0.000021	<0.000021	0.00043	<0.000021	<0.000021	<0.000021	<0.000021	<0.000021	<0.000021	<0.000021
Dibenzofuran	*0.098*	*0.29*	<0.00002	<0.00002	<0.000059	0.0007	<0.00002	<0.00002	0.0021	<0.00002	<0.00002	<0.00002	<0.00002	<0.00002	<0.00002	<0.00002
Di-n-butylphthalate (DBP)	*2.4*	*7.3*	<0.00002	<0.00002	<0.00002	<0.000038	0.000025 J	<0.00002	<0.00002	0.000093 J	0.000051 J	<0.00002	<0.00002	<0.00002	<0.00002	0.000072 J
Fluoranthene	*0.98*	*2.9*	<0.00001	<0.00001	0.00025	0.0001 J	<0.00001	<0.00001	0.0037	0.00011	<0.00001	<0.00001	<0.00001	<0.00001	<0.00001	<0.00001
Fluorene	*0.98*	*2.9*	<0.000031	<0.00003	<0.000055	0.00059	<0.00003	<0.00003	0.0033	0.00038	<0.00003	<0.00003	<0.00003	<0.00003	<0.00003	<0.00003
Naphthalene	*0.49*	*1.5*	<0.00002	0.0012 J	<0.00046	0.0031	0.000051 J	<0.00017	0.0056	0.000054 J	<0.00002	<0.00002	<0.00002	0.000079 J	<0.00002	0.000079 J
Nitrobenzene	*0.049*	*0.15*	<0.000024	<0.000024	<0.000024	<0.000024	<0.000024	<0.000024	<0.000024	<0.000024	<0.000024	<0.000024	<0.000024	<0.000024	<0.000024	<0.000024
N-Nitrosodiphenylamine	*0.19*	*0.42*	<0.000026	<0.000025	<0.000025	<0.000025	<0.000025	<0.000025	<0.000025	<0.000025	<0.000025	<0.000025	<0.000025	<0.000025	<0.000025	<0.000025
Pentachlorophenol	*0.001*	*0.001*	<0.000081	<0.000079	<0.000079	0.00061 J	<0.000079	<0.000079	0.00016 J	<0.000079	<0.000079	<0.000079	<0.000079	<0.000079	<0.000079	<0.000079
Phenanthrene	*0.73*	*2.2*	<0.000021	<0.000021	<0.000067	<0.00026	0.000035 J	<0.000021	0.014	<0.000021	<0.000021	<0.000021	<0.000021	0.000032 J	<0.000021	<0.000021
Phenol	*7.3*	*22*	<0.000036	<0.000035	<0.000042	0.000048 J	<0.000035	<0.000035	<0.000035	<0.000035	<0.000035	<0.000035	<0.000035	<0.000035	<0.000035	<0.000035
Pyrene	*0.73*	*2.2*	<0.000019	<0.000019	0.00021	0.000065 J	<0.000019	<0.000019	0.0023	0.00006 J	<0.000019	<0.000019	<0.000019	<0.000019	<0.000019	<0.000019
Metals																
Arsenic	*0.01*	*0.01*	0.00136 J	0.000633 J	0.00272	**0.17**	<0.0019	0.008	**0.0213**	0.00146 J	0.00156 J	0.00612	0.00608	0.00768	0.00824	0.00402

Notes:

1. All values in milligrams per liter (mg/L).
2. Concentrations > RAL and non-detects are highlighted light gray.
3. Concentrations > C/I AL and non-detects are highlighted dark gray
4. TRRP Protective Concentration Limits (PCLs) (30 TAC §350, Table 3), updated January 2021.
5. RAL = Residential Assessment Level, C/I = Commercial/Industrial
6. J = Estimated value, < = not detected at the specified detection limit.
7. MW-32A was screened in the B-CZ & replaced with MW-32AR
8. Based on historical data, MW-25A and MW-25C were likely mislabeled in March 2018 and results are provided correctly in this table.

TABLE 2
ANALYTICAL RESULTS SUMMARY (2008 - 2022)
CLASS 2 GROUNDWATER
HOUSTON, TX - WOOD PRESERVING WORKS

	Residential Assessment Level	***C/I PCL***	MW-86C 01/11/2019 Duplicate	MW-86C 07/30/2019	MW-86C 07/30/2019 Duplicate	MW-86C 01/17/2020	MW-86C 01/17/2020 Duplicate	MW-86C 07/16/2020	MW-86C 01/15/2021	MW-86C 07/27/2021	MW-86C 01/07/2022	MW-87C 02/08/2018	MW-87C 03/27/2018	MW-87C 06/07/2018	MW-87C 01/22/2019	MW-87C 07/17/2019
Volatile Organic Compounds																
1,2-Dichloroethane	*0.005*	*0.005*	<0.0002	<0.0002	<0.0002	<0.0002	<0.0002	<0.0002	<0.0002	<0.0002	<0.0002	<0.0002	<0.0002	<0.0002	<0.0002	<0.0002
Benzene	*0.005*	*0.005*	<0.0002	<0.0002	<0.0002	<0.0002	<0.0002	<0.0002	<0.0002	<0.0002	<0.0002	<0.0002	<0.0002	<0.0002	<0.0002	<0.0002
Chlorobenzene	*0.1*	*0.1*	<0.0003	<0.0003	<0.0003	<0.0003	<0.0003	<0.0003	<0.0003	<0.0003	<0.0003	<0.0003	<0.0003	<0.0003	<0.0003	<0.0003
Ethylbenzene	*0.7*	*0.7*	<0.0003	<0.0003	<0.0003	<0.0003	<0.0003	<0.0003	<0.0003	<0.0003	<0.0003	<0.0003	<0.0003	<0.0003	<0.0003	<0.0003
Methylene chloride	*0.005*	*0.005*	<0.001	<0.001	<0.001	<0.001	<0.001	<0.001	<0.001	<0.001	<0.001	<0.001	<0.001	<0.001	<0.001	<0.001
Toluene	*1*	*1*	<0.0002	<0.0002	<0.0002	0.0039	0.0045	<0.0002	<0.0002	<0.0002	<0.0002	<0.0002	<0.0002	<0.0002	<0.0002	<0.0002
Vinyl chloride	*0.002*	*0.002*			<0.0002					<0.0002						
Xylenes (total)	*10*	*10*	<0.0003	<0.0003	<0.0003	<0.0003	<0.0003	<0.0003	<0.0003	<0.0003	<0.0003	<0.0003	<0.0003	<0.0003	<0.0003	<0.0003
Semivolatile Organic Compounds																
1,2-Diphenylhydrazine	*0.0011*	*0.0026*	<0.000021	<0.000021	<0.000021	<0.000021	<0.000021	<0.000021	<0.000021	<0.000021	<0.000021	<0.000021	**0.0028**	0.00041 J	<0.000021	<0.000021
2,4-Dimethylphenol	*0.49*	*1.5*	<0.00004	<0.00004	<0.00004	0.00018 J	<0.00004	<0.00004	<0.00004	<0.00004	<0.00004	<0.00004	<0.00004	0.00004 J	<0.00004	<0.00004
2,4-Dinitrotoluene	*0.0013*	*0.003*	<0.000058	<0.000058	<0.000058	<0.000058	<0.000058	<0.000058	<0.000058	<0.000058	<0.000058	<0.000058	<0.000058	0.000058 J	<0.000058	<0.000058
2,6-Dinitrotoluene	*0.0013*	*0.003*	<0.000042	<0.000042	<0.000042	<0.000042	<0.000042	<0.000042	<0.000042	<0.000042	<0.000042	<0.000042	<0.000042	0.000042 J	<0.000042	<0.000042
2-Chloronaphthalene	*2*	*5.8*	<0.000021	<0.000021	<0.000021	<0.000021	<0.000021	<0.000021	<0.000021	<0.000021	<0.000021	<0.000021	<0.000021	0.000021 J	<0.000021	<0.000021
2-Methylnaphthalene	*0.098*	*0.29*	<0.000019	<0.000019	<0.000019	0.000061 J	0.000066 J	<0.000019	<0.000019	<0.000019	<0.000019	0.00043	0.00014	0.000019 J	<0.000019	<0.000019
4,6-Dinitro-2-methylphenol	*0.0024*	*0.0073*	<0.00002	<0.00002	<0.00002	<0.00002	<0.00002	<0.00002	<0.00002	<0.00002	<0.00002	<0.00002	<0.00002	0.00002 J	<0.00002	<0.00002
4-Nitrophenol	*0.049*	*0.15*	<0.000047	<0.000047	<0.000047	<0.000047	<0.000047	<0.000047	<0.000047	<0.000047	<0.000047	0.00033 J	<0.000047	0.000047 J	<0.000047	<0.000047
Acenaphthene	*1.5*	*4.4*	<0.000027	<0.000027	<0.000027	<0.000027	<0.000027	<0.000027	<0.000027	<0.000027	<0.000027	0.00042	0.00011	0.000027 J	<0.000027	<0.000027
Acenaphthylene	*1.5*	*4.4*	<0.000015	<0.000015	<0.000015	<0.000015	<0.000015	<0.000015	<0.000015	<0.000015	<0.000015	<0.000015	<0.000015	0.000015 J	<0.000015	<0.000015
Anthracene	*7.3*	*22*	<0.000014	<0.000014	<0.000014	<0.000014	0.00012	0.000015 J	<0.000014	<0.000014	<0.000014	0.000081 J	<0.000014	0.000014 J	<0.000014	<0.000014
Benzo(a)anthracene	*0.0091*	*0.02*	<0.00005	<0.00005	<0.00005	<0.00005	<0.00005	<0.00005	<0.00005	<0.00005	<0.00005	<0.00005	<0.00005	0.00005 J	<0.00005	<0.00005
Benzo(a)pyrene	*0.0002*	*0.0002*	<0.00002	<0.00002	<0.00002	<0.00002	<0.00002	<0.00002	<0.00002	<0.00002	<0.00002	<0.00002	<0.00002	0.00002 J	<0.00002	<0.00002
bis(2-Chloroethoxy)methane	*0.00083*	*0.0019*	<0.00003	<0.00003	<0.00003	<0.00003	<0.00003	<0.00003	<0.00003	<0.00003	<0.00003	<0.00003	<0.00003	0.00003 J	<0.00003	<0.00003
bis(2-Ethylhexyl)phthalate (DEHP)	*0.006*	*0.006*	<0.0001	0.00006 J	0.00005 J	<0.000037	<0.000053	<0.000037	<0.000037	<0.000037	0.000058 J	0.0003	<0.000037	0.00012 J	<0.000037	<0.00018
Chrysene	*0.91*	*2*	<0.000021	<0.000021	<0.000021	<0.000021	<0.000021	<0.000021	<0.000021	<0.000021	<0.000021	<0.000021	<0.000021	0.000021 J	<0.000021	<0.000021
Dibenzofuran	*0.098*	*0.29*	<0.00002	<0.00002	<0.00002	<0.00002	<0.00002	<0.00002	0.000059 J	<0.00002	<0.00002	0.00032	0.000063 J	0.00002 J	<0.00002	<0.00002
Di-n-butylphthalate (DBP)	*2.4*	*7.3*	0.00011 J	0.00011 J	0.000073 J	<0.00002	<0.00002	<0.000083	<0.00011	<0.00002	0.000065 J	<0.00002	<0.00002	0.00002 J	<0.00002	0.00017 J
Fluoranthene	*0.98*	*2.9*	<0.00001	<0.00001	<0.00001	<0.00001	<0.00001	<0.000028	0.000027 J	<0.00001	<0.00001	<0.00001	<0.00001	0.00001 J	<0.00001	<0.00001
Fluorene	*0.98*	*2.9*	<0.00003	<0.00003	<0.00003	<0.00003	<0.00003	<0.00003	0.000074 J	<0.00003	<0.00003	0.00027	<0.00003	0.00003 J	<0.00003	<0.00003
Naphthalene	*0.49*	*1.5*	<0.00002	0.00012 J	0.00031 J	<0.00075	<0.00022	<0.000034	0.000082 J	<0.000089	<0.00017	0.0014	0.00038	0.00002 J	<0.00002	<0.00017
Nitrobenzene	*0.049*	*0.15*	<0.000024	<0.000024	<0.000024	<0.000024	<0.000024	<0.000024	<0.000024	<0.000024	<0.000024	<0.000024	<0.000024	0.000024 J	<0.000024	<0.000024
N-Nitrosodiphenylamine	*0.19*	*0.42*	<0.000025	<0.000025	<0.000025	<0.000025	<0.000025	<0.000025	<0.000025	<0.000025	<0.000025	<0.000025	<0.000025	0.000025 J	<0.000025	<0.000025
Pentachlorophenol	*0.001*	*0.001*	<0.000079	<0.000079	<0.000079	<0.000079	<0.000079	<0.000079	<0.000079	<0.000079	<0.000079	<0.000079	<0.000079	0.000079 J	<0.000079	<0.000079
Phenanthrene	*0.73*	*2.2*	<0.000021	<0.000021	<0.000021	<0.000021	0.00036	<0.000086	0.00015	<0.000021	<0.000047	0.00048	0.00015	0.000021 J	<0.000021	<0.000021
Phenol	*7.3*	*22*	<0.000035	<0.000035	<0.000035	<0.000035	<0.000035	<0.000035	<0.000035	<0.000035	<0.000035	<0.00011	<0.000035	0.000035 J	<0.000035	0.00013 J
Pyrene	*0.73*	*2.2*	<0.000019	<0.000019	<0.000019	<0.000019	<0.000019	<0.000019	<0.000019	<0.000019	<0.000019	<0.000019	<0.000019	0.000019 J	<0.000019	<0.000019
Metals																
Arsenic	*0.01*	*0.01*	0.00405	0.00236	0.0019 J	0.000645 J	0.000699 J	0.00209	0.00172 J	0.000822 J	0.00505	<0.0004	<0.0004	<0.0004	0.000587 J	<0.0004

Notes:
1. All values in milligrams per liter (mg/L).
2. Concentrations > RAL and non-detects are highlighted light gray.
3. Concentrations > C/I AL and non-detects are highlighted dark gray
4. TRRP Protective Concentration Limits (PCLs) (30 TAC §350, Table 3), updated January 2021.
5. RAL = Residential Assessment Level, C/I = Commercial/Industrial
6. J = Estimated value, < = not detected at the specified detection limit.
7. MW-32A was screened in the B-CZ & replaced with MW-32AR
8. Based on historical data, MW-25A and MW-25C were likely mislabeled in March 2018 and results are provided correctly in this table.

TABLE 2
ANALYTICAL RESULTS SUMMARY (2008 - 2022)
CLASS 2 GROUNDWATER
HOUSTON, TX - WOOD PRESERVING WORKS

	Residential Assessment Level	***C/I PCL***	MW-87C 01/20/2020	MW-87C 07/23/2020	MW-87C 01/15/2021	MW-87C 07/23/2021	MW-87C 01/11/2022	MW-88A 03/17/2020	MW-88A 05/26/2020	MW-88A 07/15/2020	MW-88A 01/19/2021	MW-88A 07/08/2021	MW-88A 01/12/2022	MW-88B 03/17/2020	MW-88B 05/26/2020	MW-88B 07/16/2020
Volatile Organic Compounds																
1,2-Dichloroethane	*0.005*	*0.005*	<0.0002	<0.0002	<0.0002	<0.0002	<0.0002	<0.0002	<0.0002	<0.0002	<0.0002	<0.0002	<0.0002	<0.0002	<0.0002	<0.0002
Benzene	*0.005*	*0.005*	<0.0002	<0.0002	<0.0002	<0.0002	<0.0002	<0.0002	<0.0002	<0.0002	<0.0002	<0.0002	<0.0002	<0.0002	<0.0002	<0.0002
Chlorobenzene	*0.1*	*0.1*	<0.0003	<0.0003	<0.0003	<0.0003	<0.0003	<0.0003	<0.0003	<0.0003	<0.0003	<0.0003	<0.0003	<0.0003	<0.0003	<0.0003
Ethylbenzene	*0.7*	*0.7*	<0.0003	<0.0003	<0.0003	<0.0003	<0.0003	<0.0003	<0.0003	<0.0003	<0.0003	<0.0003	<0.0003	<0.0003	<0.0003	<0.0003
Methylene chloride	*0.005*	*0.005*	<0.001	<0.001	<0.001	<0.001	<0.001	<0.001	<0.001	<0.001	<0.001	<0.001	<0.001	<0.001	<0.001	<0.001
Toluene	*1*	*1*	<0.0002	<0.0002	<0.0002	<0.0002	<0.0002	<0.0002	<0.0002	<0.0002	<0.0002	<0.0002	<0.0002	<0.0002	<0.0002	<0.0002
Vinyl chloride	*0.002*	*0.002*	<0.0002													<0.0002
Xylenes (total)	*10*	*10*	<0.0003	<0.0003	<0.0003	<0.0003	<0.0003	<0.0003	<0.0003	<0.0003	<0.0003	<0.0003	<0.0003	<0.0003	<0.0003	<0.0003
Semivolatile Organic Compounds																
1,2-Diphenylhydrazine	*0.0011*	*0.0026*	<0.000021	<0.000021	<0.000021	<0.000021	<0.000021	<0.000021	<0.000021	<0.000021	<0.000021	<0.000021	<0.000021	<0.000021	<0.000021	<0.000021
2,4-Dimethylphenol	*0.49*	*1.5*	<0.00004	<0.00004	<0.00004	<0.00004	<0.00004	<0.00004	<0.00004	0.00029	<0.00004	<0.00004	0.000081 J	<0.00004	<0.00004	<0.00004
2,4-Dinitrotoluene	*0.0013*	*0.003*	<0.000058	<0.000058	<0.000058	<0.000058	<0.000058	<0.000058	<0.000058	<0.000058	<0.000058	<0.000058	<0.000058	<0.000058	<0.000058	<0.000058
2,6-Dinitrotoluene	*0.0013*	*0.003*	<0.000042	<0.000042	<0.000042	<0.000042	<0.000042	<0.000042	<0.000042	<0.000042	<0.000042	<0.000042	<0.000042	<0.000042	<0.000042	<0.000042
2-Chloronaphthalene	*2*	*5.8*	<0.000021	<0.000021	<0.000021	<0.000021	<0.000021	<0.000021	<0.000021	<0.000021	<0.000021	<0.000021	<0.000021	<0.000021	<0.000021	<0.000021
2-Methylnaphthalene	*0.098*	*0.29*	0.00023	<0.000019	<0.000019	<0.000019	<0.000019	<0.000019	<0.000019	0.00045	<0.000019	<0.000019	0.000074 J	<0.000019	<0.000019	<0.000019
4,6-Dinitro-2-methylphenol	*0.0024*	*0.0073*	<0.00002	<0.00002	<0.00002	<0.00002	<0.00002	<0.00002	<0.00002	<0.00002	<0.00002	<0.00002	<0.00002	<0.00002	<0.00002	<0.00002
4-Nitrophenol	*0.049*	*0.15*	<0.000047	<0.000047	<0.000047	<0.000047	<0.000047	<0.000047	<0.000047	<0.000047	<0.000047	<0.000047	<0.000047	<0.000047	<0.000047	<0.000047
Acenaphthene	*1.5*	*4.4*	0.00011	0.00024 J	<0.000027	<0.000027	<0.000027	0.0015	0.0011	0.0035	<0.000027	0.000075 J	0.00025	<0.000027	<0.000027	<0.000037
Acenaphthylene	*1.5*	*4.4*	<0.000015	<0.000015	<0.000015	<0.000015	<0.000015	<0.000015	<0.000015	<0.000015	<0.000015	<0.000015	<0.000015	<0.000015	<0.000015	<0.000015
Anthracene	*7.3*	*22*	0.000088 J	0.0001 J	0.000014 J	<0.000014	<0.000014	<0.000014	0.00015	0.000045 J	<0.000014	0.000056 J	0.000016 J	<0.000014	<0.000014	0.000043 J
Benzo(a)anthracene	*0.0091*	*0.02*	<0.00005	0.00025 J	<0.00005	<0.00005	<0.00005	<0.00005	<0.00005	<0.00005	<0.00005	<0.00005	<0.00005	<0.00005	<0.00005	<0.00005
Benzo(a)pyrene	*0.0002*	*0.0002*	0.000066 J	0.00016 J	<0.00002	<0.00002	<0.00002	<0.00002	<0.00002	<0.00002	<0.00002	<0.00002	<0.00002	<0.00002	<0.00002	<0.00002
bis(2-Chloroethoxy)methane	*0.00083*	*0.0019*	<0.00003	<0.00003	<0.00003	<0.00003	<0.00003	<0.00003	<0.00003	<0.00003	<0.00003	<0.00003	<0.00003	<0.00003	<0.00003	<0.00003
bis(2-Ethylhexyl)phthalate (DEHP)	*0.006*	*0.006*	<0.000037	<0.000037	<0.000037	<0.000037	0.000064 J	0.0001 J	0.000064 J	<0.000037	<0.000037	<0.00017	0.000051 J	<0.000037	0.000052 J	<0.00006
Chrysene	*0.91*	*2*	<0.000021	0.00024 J	<0.000021	<0.000021	<0.000021	<0.000021	<0.000021	<0.000021	<0.000021	<0.000021	<0.000021	<0.000021	<0.000021	<0.000021
Dibenzofuran	*0.098*	*0.29*	0.00011	0.00012 J	0.000063 J	<0.00002	<0.00002	<0.00002	<0.00002	0.00038	<0.00002	<0.00002	0.000079 J	<0.00002	<0.00002	<0.000024
Di-n-butylphthalate (DBP)	*2.4*	*7.3*	<0.00002	<0.00002	<0.00002	<0.00002	<0.00002	<0.00002	0.00008 J	<0.000053	<0.00002	<0.00002	0.000032 J	<0.00002	0.00015 J	<0.00002
Fluoranthene	*0.98*	*2.9*	<0.000086	0.00057 J	<0.00001	0.000053 J	<0.00001	0.00025	0.00022 J	0.00025	0.000074 J	0.00016	0.0002	<0.00001	<0.00001	<0.000044
Fluorene	*0.98*	*2.9*	0.000093 J	0.00022 J	0.000057 J	<0.00003	<0.00003	0.00026	0.000075 J	0.00089	<0.00003	0.000053 J	0.000069 J	<0.00003	<0.00003	<0.00003
Naphthalene	*0.49*	*1.5*	0.0011	<0.00002	<0.00002	<0.00002	<0.00012	<0.00002	<0.00002	0.0097	<0.00002	0.00006 J	<0.00014	<0.00002	<0.00002	<0.000083
Nitrobenzene	*0.049*	*0.15*	<0.000024	<0.000024	<0.000024	<0.000024	<0.000024	<0.000024	<0.000024	<0.000024	<0.000024	<0.000024	<0.000024	<0.000024	<0.000024	<0.000024
N-Nitrosodiphenylamine	*0.19*	*0.42*	<0.000025	<0.000025	<0.000025	<0.000025	<0.000025	<0.000025	<0.000025	<0.000025	<0.000025	<0.000025	<0.000025	<0.000025	<0.000025	<0.000025
Pentachlorophenol	*0.001*	*0.001*	<0.000079	<0.000079	<0.000079	<0.000079	<0.000079	<0.000079	<0.000079	<0.000079	<0.000079	<0.000079	<0.000079	<0.000079	<0.000079	<0.000079
Phenanthrene	*0.73*	*2.2*	<0.00028	0.00058 J	0.000056 J	<0.000021	<0.000021	<0.000021	0.000027 J	0.000071 J	<0.000021	0.000051 J	0.000095 J	<0.000021	<0.000021	<0.000075
Phenol	*7.3*	*22*	0.00048	<0.000035	<0.000035	<0.000035	<0.000035	<0.000035	<0.000035	0.00026	<0.000035	<0.000035	<0.000035	<0.000035	<0.000035	<0.000035
Pyrene	*0.73*	*2.2*	<0.000057	0.00042 J	<0.000019	0.00004 J	<0.000019	0.00053	0.0006	0.00068	0.00026	0.00069	0.00035	<0.000019	<0.000019	0.000025 J
Metals																
Arsenic	*0.01*	*0.01*	0.00135 J	0.00135 J	<0.0004	0.000865 J	<0.0004	0.00355	0.00405	0.00345	0.00208	0.00279	0.00185 J	0.00166 J	0.00246	0.00268

Notes:

1. All values in milligrams per liter (mg/L).
2. Concentrations > RAL and non-detects are highlighted light gray.
3. Concentrations > C/I AL and non-detects are highlighted dark gray
4. TRRP Protective Concentration Limits (PCLs) (30 TAC §350, Table 3), updated January 2021.
5. RAL = Residential Assessment Level, C/I = Commercial/Industrial
6. J = Estimated value, < = not detected at the specified detection limit.
7. MW-32A was screened in the B-CZ & replaced with MW-32AR
8. Based on historical data, MW-25A and MW-25C were likely mislabeled in March 2018 and results are provided correctly in this table.

TABLE 2
ANALYTICAL RESULTS SUMMARY (2008 - 2022)
CLASS 2 GROUNDWATER
HOUSTON, TX - WOOD PRESERVING WORKS

	Residential Assessment Level	***C/I PCL***	MW-88B 01/21/2021	MW-88B 07/26/2021	MW-88B 01/14/2022	MW-88C 02/01/2018	MW-88C 03/19/2018	MW-88C 05/24/2018	MW-88C 01/08/2019	MW-88C 07/31/2019	MW-88C 01/14/2020	MW-88C 07/15/2020	MW-88C 01/19/2021	MW-88C 07/13/2021	MW-88C 01/05/2022	MW-89B 07/19/2018
Volatile Organic Compounds																
1,2-Dichloroethane	*0.005*	*0.005*	<0.0002	<0.0002	<0.0002	<0.0002	<0.0002	<0.0002	<0.0002	<0.0002	<0.0002	<0.0002	<0.0002	<0.0002	<0.0002	<0.0002
Benzene	*0.005*	*0.005*	<0.0002	<0.0002	<0.0002	<0.0002	<0.0002	<0.0002	<0.0002	<0.0002	<0.0002	<0.0002	<0.0002	<0.0002	<0.0002	<0.0002
Chlorobenzene	*0.1*	*0.1*	<0.0003	<0.0003	<0.0003	<0.0003	<0.0003	<0.0003	<0.0003	<0.0003	<0.0003	<0.0003	<0.0003	<0.0003	<0.0003	<0.0003
Ethylbenzene	*0.7*	*0.7*	<0.0003	<0.0003	<0.0003	<0.0003	<0.0003	<0.0003	<0.0003	<0.0003	<0.0003	<0.0003	<0.0003	<0.0003	<0.0003	<0.0003
Methylene chloride	*0.005*	*0.005*	<0.001	<0.001	<0.001	<0.001	<0.001	<0.001	<0.001	<0.001	<0.001	<0.001	<0.001	<0.001	<0.001	<0.001
Toluene	*1*	*1*	<0.0002	<0.0002	<0.0002	<0.0002	<0.0002	<0.0002	<0.0002	<0.0002	<0.0002	<0.0002	<0.0002	<0.0002	<0.0002	<0.0002
Vinyl chloride	*0.002*	*0.002*														
Xylenes (total)	*10*	*10*	<0.0003	<0.0003	<0.0003	<0.0003	<0.0003	<0.0003	<0.0003	<0.0003	<0.0003	<0.0003	<0.0003	<0.0003	<0.0003	<0.0003
Semivolatile Organic Compounds																
1,2-Diphenylhydrazine	*0.0011*	*0.0026*	<0.000021	<0.000021	<0.000021	<0.000021	<0.000021	<0.000021	<0.000021	<0.000021	<0.000021	<0.000021	<0.000021	<0.000021	<0.000021	<0.000021
2,4-Dimethylphenol	*0.49*	*1.5*	<0.00004	<0.00004	<0.00004	<0.00004	<0.00004	<0.00004	<0.00004	<0.00004	<0.00004	<0.00004	<0.00004	<0.00004	<0.00004	<0.00004
2,4-Dinitrotoluene	*0.0013*	*0.003*	<0.000058	<0.000058	<0.000058	<0.000058	<0.000058	<0.000059	<0.000058	<0.000058	<0.000058	<0.000058	<0.000058	<0.000058	<0.000058	<0.000058
2,6-Dinitrotoluene	*0.0013*	*0.003*	<0.000042	<0.000042	<0.000042	<0.000042	<0.000042	<0.000042	<0.000042	<0.000042	<0.000042	<0.000042	<0.000042	<0.000042	<0.000042	<0.000042
2-Chloronaphthalene	*2*	*5.8*	<0.000021	<0.000021	<0.000021	<0.000021	<0.000021	<0.000021	<0.000021	<0.000021	<0.000021	<0.000021	<0.000021	<0.000021	<0.000021	<0.000021
2-Methylnaphthalene	*0.098*	*0.29*	<0.000019	<0.000019	0.00015	<0.000019	0.000052 J	<0.000019	<0.000019	<0.000019	<0.000019	0.00034	0.000077 J	<0.000019	<0.00015	0.000054 J
4,6-Dinitro-2-methylphenol	*0.0024*	*0.0073*	<0.00002	<0.00002	<0.00002	<0.00002	<0.00002	<0.00002	<0.00002	<0.00002	<0.00002	<0.00002	<0.00002	<0.00002	<0.00002	<0.00002
4-Nitrophenol	*0.049*	*0.15*	<0.000047	<0.000047	<0.000047	<0.000047	<0.000047	<0.000047	<0.000047	<0.000047	<0.000047	<0.000047	<0.000047	<0.000047	<0.000047	<0.000047
Acenaphthene	*1.5*	*4.4*	<0.000027	<0.000027	0.00012	0.000053 J	<0.000027	<0.000027	<0.000027	<0.000027	<0.000027	0.000051 J	<0.000027	<0.000027	<0.00012	<0.000027
Acenaphthylene	*1.5*	*4.4*	<0.000015	<0.000015	<0.000015	<0.000015	<0.000015	<0.000015	<0.000015	<0.000015	<0.000015	<0.000015	<0.000015	<0.000015	<0.000015	<0.000015
Anthracene	*7.3*	*22*	<0.000014	0.000023 J	0.00006 J	<0.000014	<0.000014	<0.000014	<0.000014	<0.000014	<0.000014	<0.000014	0.00002 J	<0.000014	<0.000014	<0.000014
Benzo(a)anthracene	*0.0091*	*0.02*	<0.00005	<0.00005	<0.00005	<0.00005	<0.00005	<0.000051	<0.00005	<0.00005	<0.00005	<0.00005	<0.00005	<0.00005	<0.00005	<0.00005
Benzo(a)pyrene	*0.0002*	*0.0002*	<0.00002	<0.00002	<0.00002	<0.00002	<0.00002	<0.00002	<0.00002	<0.00002	<0.00002	<0.00002	<0.00002	<0.00002	<0.00002	<0.00002
bis(2-Chloroethoxy)methane	*0.00083*	*0.0019*	<0.00003	<0.00003	<0.00003	<0.00003	<0.00003	<0.00003	<0.00003	<0.00003	<0.00003	<0.00003	<0.00003	<0.00003	<0.00003	<0.00003
bis(2-Ethylhexyl)phthalate (DEHP)	*0.006*	*0.006*	<0.000093	<0.000037	<0.000037	0.000052 J	<0.000037	0.00017 J	<0.000037	<0.000037	0.000064 J	<0.000037	<0.000037	<0.000037	0.000068 J	0.000065 J
Chrysene	*0.91*	*2*	0.000028	<0.000021	<0.000021	<0.000021	<0.000021	<0.000021	<0.000021	<0.000021	<0.000021	<0.000021	<0.000021	<0.000021	<0.000021	<0.000021
Dibenzofuran	*0.098*	*0.29*	<0.00002	<0.00002	0.00012	0.000023 J	0.000056 J	<0.00002	<0.00002	<0.00002	<0.00002	0.000052 J	0.000063 J	<0.00002	<0.000091	<0.00002
Di-n-butylphthalate (DBP)	*2.4*	*7.3*	<0.000048	<0.00002	0.000025 J	<0.00002	0.000025 J	<0.00002	<0.00002	<0.00002	<0.00002	<0.00002	<0.00002	0.00003 J	<0.00002	<0.00002
Fluoranthene	*0.98*	*2.9*	0.000023 J	<0.00001	0.00005 J	<0.00001	<0.00001	<0.00001	<0.00001	<0.00001	<0.00001	<0.00001	0.000025 J	<0.00001	<0.00001	<0.00001
Fluorene	*0.98*	*2.9*	<0.00003	<0.00003	0.000098 J	<0.00003	<0.00003	<0.00003	<0.00003	<0.00003	<0.00003	<0.00003	<0.00003	<0.00003	<0.000069	<0.00003
Naphthalene	*0.49*	*1.5*	<0.00002	<0.00037	0.00049	0.00011	0.00055	0.00011	<0.000059	<0.00002	<0.00002	0.0058	0.0022	<0.000026	<0.0013	0.0009
Nitrobenzene	*0.049*	*0.15*	<0.000024	<0.000024	<0.000024	<0.000024	<0.000024	<0.000024	<0.000024	<0.000024	<0.000024	<0.000024	<0.000024	<0.000024	<0.000024	<0.000024
N-Nitrosodiphenylamine	*0.19*	*0.42*	<0.000025	<0.000025	<0.000025	<0.000025	<0.000025	<0.000025	<0.000025	<0.000025	<0.000025	<0.000025	<0.000025	<0.000025	<0.000025	<0.000025
Pentachlorophenol	*0.001*	*0.001*	<0.000079	<0.000079	<0.000079	<0.000079	<0.000079	<0.00008	<0.000079	<0.000079	<0.000079	<0.000079	<0.000079	<0.000079	<0.000079	<0.000079
Phenanthrene	*0.73*	*2.2*	<0.000021	0.000066 J	0.00017	0.00003 J	<0.000021	0.000035 J	<0.000021	<0.000021	<0.000021	<0.000021	0.000053 J	<0.000021	<0.000021	<0.000021
Phenol	*7.3*	*22*	<0.000035	<0.000035	<0.000035	<0.000035	<0.000035	<0.000035	<0.000035	0.00055	<0.000035	<0.000035	<0.000035	<0.000035	<0.000035	<0.000035
Pyrene	*0.73*	*2.2*	0.000031 J	<0.000019	0.000038 J	<0.000019	<0.000019	<0.000019	<0.000019	<0.000019	<0.000019	<0.000019	<0.000019	<0.000019	<0.000019	<0.000019
Metals																
Arsenic	*0.01*	*0.01*	0.00228	0.00198 J	0.00512	0.000557 J	0.000653 J	0.00346	0.000864 J	<0.0004	0.000862 J	0.000557 J	0.000821 J	0.000739 J	0.000907 J	0.00138 J

Notes:

1. All values in milligrams per liter (mg/L).
2. Concentrations > RAL and non-detects are highlighted light gray.
3. Concentrations > C/I AL and non-detects are highlighted dark gray
4. TRRP Protective Concentration Limits (PCLs) (30 TAC §350, Table 3), updated January 2021.
5. RAL = Residential Assessment Level, C/I = Commercial/Industrial
6. J = Estimated value, < = not detected at the specified detection limit.
7. MW-32A was screened in the B-CZ & replaced with MW-32AR
8. Based on historical data, MW-25A and MW-25C were likely mislabeled in March 2018 and results are provided correctly in this table.

TABLE 2
ANALYTICAL RESULTS SUMMARY (2008 - 2022)
CLASS 2 GROUNDWATER
HOUSTON, TX - WOOD PRESERVING WORKS

	Residential Assessment Level	*C/I PCL*	MW-89B 01/22/2019	MW-89B 07/18/2019	MW-89B 01/16/2020	MW-89B 07/22/2020	MW-89B 01/18/2021	MW-89B 07/20/2021	MW-89B 01/14/2022	MW-90B 07/19/2018	MW-90B 01/22/2019	MW-90B 07/18/2019	MW-90B 01/20/2020	MW-90B 07/22/2020	MW-90B 01/14/2021	MW-90B 07/19/2021	MW-90B 01/14/2022
Volatile Organic Compounds																	
1,2-Dichloroethane	*0.005*	*0.005*	<0.0002	<0.0002	<0.0002	<0.0002	<0.0002	<0.0002	<0.0002	<0.0002	<0.0002	<0.0002	<0.0002	<0.0002	<0.0002	<0.0002	<0.0002
Benzene	*0.005*	*0.005*	<0.0002	<0.0002	<0.0002	<0.0002	<0.0002	<0.0002	<0.0002	<0.0002	<0.0002	<0.0002	<0.0002	<0.0002	<0.0002	<0.0002	<0.0002
Chlorobenzene	*0.1*	*0.1*	<0.0003	<0.0003	<0.0003	<0.0003	<0.0003	<0.0003	<0.0003	<0.0003	<0.0003	<0.0003	<0.0003	<0.0003	<0.0003	<0.0003	<0.0003
Ethylbenzene	*0.7*	*0.7*	<0.0003	<0.0003	<0.0003	<0.0003	<0.0003	<0.0003	<0.0003	<0.0003	<0.0003	<0.0003	<0.0003	<0.0003	<0.0003	<0.0003	<0.0003
Methylene chloride	*0.005*	*0.005*	<0.001	<0.001	<0.001	<0.001	<0.001	<0.001	<0.001	<0.001	<0.001	<0.001	<0.001	<0.001	<0.001	<0.001	<0.001
Toluene	*1*	*1*	<0.0002	<0.0002	<0.0002	<0.0002	<0.0002	<0.0002	<0.0002	<0.0002	<0.0002	<0.0002	<0.0002	<0.0002	<0.0002	<0.0002	<0.0002
Vinyl chloride	*0.002*	*0.002*											<0.0002				
Xylenes (total)	*10*	*10*	<0.0003	<0.0003	<0.0003	<0.0003	<0.0003	<0.0003	<0.0003	<0.0003	<0.0003	<0.0003	<0.0003	<0.0003	<0.0003	<0.0003	<0.0003
Semivolatile Organic Compounds																	
1,2-Diphenylhydrazine	*0.0011*	*0.0026*	<0.000021	<0.000021	<0.000021	<0.000021	<0.000021	<0.000021	<0.000021	<0.000021	<0.000021	<0.000021	<0.000021	<0.000021	<0.000021	<0.000021	<0.000021
2,4-Dimethylphenol	*0.49*	*1.5*	<0.00004	<0.00004	<0.00004	<0.00004	<0.00004	<0.00004	<0.00004	<0.00004	<0.00004	<0.00004	0.000075 J	<0.00004	<0.00004	<0.00004	<0.00004
2,4-Dinitrotoluene	*0.0013*	*0.003*	<0.000059	<0.000058	<0.000058	<0.000058	<0.000058	<0.000058	<0.000058	<0.000058	<0.000058	<0.000058	<0.000058	<0.000058	<0.000058	<0.000058	<0.000058
2,6-Dinitrotoluene	*0.0013*	*0.003*	<0.000042	<0.000042	<0.000042	<0.000042	<0.000042	<0.000042	<0.000042	<0.000042	<0.000042	<0.000042	<0.000042	<0.000042	<0.000042	<0.000042	<0.000042
2-Chloronaphthalene	*2*	*5.8*	<0.000021	<0.000021	<0.000021	<0.000021	<0.000021	<0.000021	<0.000021	<0.000021	<0.000021	<0.000021	<0.000021	<0.000021	<0.000021	<0.000021	<0.000021
2-Methylnaphthalene	*0.098*	*0.29*	<0.000019	0.00005 J	<0.000032	<0.000019	<0.000019	<0.000019	0.00052	<0.000019	<0.000019	<0.000019	0.00034	<0.000019	<0.000019	<0.000019	<0.000019
4,6-Dinitro-2-methylphenol	*0.0024*	*0.0073*	<0.00002	<0.00002	<0.00002	<0.00002	<0.00002	<0.00002	<0.00002	<0.00002	<0.00002	<0.00002	<0.00002	<0.00002	<0.00002	<0.00002	<0.00002
4-Nitrophenol	*0.049*	*0.15*	<0.000047	<0.000047	<0.000047	<0.000047	<0.000047	<0.000047	<0.000047	<0.000047	<0.000047	<0.000047	<0.000047	<0.000047	<0.000047	<0.000047	<0.000047
Acenaphthene	*1.5*	*4.4*	<0.000027	<0.000027	<0.000083	<0.000027	<0.000027	<0.000027	0.00013	<0.000027	<0.000027	<0.000027	0.00015	<0.000027	<0.000027	<0.000027	<0.000027
Acenaphthylene	*1.5*	*4.4*	<0.000015	<0.000015	0.000045 J	<0.000015	<0.000015	<0.000015	<0.000015	<0.000015	<0.000015	<0.000015	<0.000015	<0.000015	<0.000015	<0.000015	<0.000015
Anthracene	*7.3*	*22*	<0.000014	<0.000014	0.0002	<0.000014	<0.000014	<0.000014	0.000032 J	<0.000014	<0.000014	<0.000014	0.00014	<0.000014	<0.000014	<0.000014	<0.000014
Benzo(a)anthracene	*0.0091*	*0.02*	<0.000051	<0.00005	0.00017	<0.00005	<0.00005	<0.00005	<0.00005	<0.00005	<0.00005	<0.00005	<0.00005	<0.00005	<0.00005	<0.00005	<0.00005
Benzo(a)pyrene	*0.0002*	*0.0002*	<0.00002	<0.00002	0.000079 J	<0.00002	<0.00002	<0.00002	<0.00002	<0.00002	<0.00002	<0.00002	0.000052 J	<0.00002	<0.00002	<0.00002	<0.00002
bis(2-Chloroethoxy)methane	*0.00083*	*0.0019*	<0.00003	<0.00003	<0.00003	<0.00003	<0.00003	<0.00003	<0.00003	<0.00003	<0.00003	<0.00003	<0.00003	<0.00003	<0.00003	<0.00003	<0.00003
bis(2-Ethylhexyl)phthalate (DEHP)	*0.006*	*0.006*	<0.000037	0.00015 J	0.000099 J	<0.000037	<0.00011	0.000061 J	<0.000037	0.000097 J	<0.000037	0.00011 J	<0.000037	<0.000037	<0.000064	<0.000037	<0.000037
Chrysene	*0.91*	*2*	<0.000021	<0.000021	0.00024	<0.000021	<0.000021	<0.000021	<0.000021	<0.000021	<0.000021	<0.000021	<0.000021	<0.000021	<0.000021	<0.000021	<0.000021
Dibenzofuran	*0.098*	*0.29*	<0.00002	<0.00002	<0.00011	<0.00002	<0.00002	<0.00002	0.00016	<0.00002	<0.00002	<0.00002	0.00011	<0.00002	<0.00002	<0.00002	<0.00002
Di-n-butylphthalate (DBP)	*2.4*	*7.3*	<0.00002	0.000038 J	0.000034 J	<0.00002	<0.00011	<0.00002	<0.00002	<0.00002	<0.00002	<0.00002	<0.00002	0.000071 J	0.00062	<0.00002	<0.00002
Fluoranthene	*0.98*	*2.9*	<0.00001	<0.00001	0.0012	<0.00001	<0.00001	<0.00001	<0.00001	<0.00001	<0.00001	<0.00001	<0.00012	0.000055 J	<0.00001	<0.00001	<0.00001
Fluorene	*0.98*	*2.9*	<0.00003	<0.00003	<0.00018	<0.00003	<0.00003	<0.00003	0.000077 J	<0.00003	<0.00003	<0.00003	0.00013	<0.00003	<0.00003	<0.00003	<0.00003
Naphthalene	*0.49*	*1.5*	<0.00002	0.00025	<0.00029	<0.0002	<0.00002	0.000051 J	0.0034	<0.00002	0.000045 J	0.000091 J	0.003	<0.00002	<0.00002	<0.00002	0.00011
Nitrobenzene	*0.049*	*0.15*	<0.000024	<0.000024	<0.000024	<0.000024	<0.000024	<0.000024	<0.000024	<0.000024	<0.000024	<0.000024	<0.000024	<0.000024	<0.000024	<0.000024	<0.000024
N-Nitrosodiphenylamine	*0.19*	*0.42*	<0.000025	<0.000025	<0.000025	<0.000025	<0.000025	<0.000025	<0.000025	<0.000025	<0.000025	<0.000025	<0.000025	<0.000025	<0.000025	<0.000025	<0.000025
Pentachlorophenol	*0.001*	*0.001*	<0.00008	<0.000079	<0.000079	<0.000079	<0.000079	<0.000079	<0.000079	<0.000079	<0.000079	<0.000079	<0.000079	<0.000079	<0.000079	<0.000079	<0.000079
Phenanthrene	*0.73*	*2.2*	<0.000021	<0.000021	0.00083	0.000058 J	<0.000021	<0.000021	0.00015	<0.000021	<0.000021	<0.000021	0.0004	0.00004 J	<0.000021	<0.000021	<0.000021
Phenol	*7.3*	*22*	<0.000035	0.00042	<0.000035	<0.000035	<0.000035	<0.000035	<0.000035	<0.000035	<0.000035	<0.000035	0.00019 J	<0.000035	<0.000035	<0.000035	<0.000035
Pyrene	*0.73*	*2.2*	<0.000019	<0.000019	0.00081	<0.000019	<0.000019	<0.000019	<0.000019	<0.000019	<0.000019	<0.000019	<0.000077	<0.000019	<0.000019	<0.000019	<0.000019
Metals																	
Arsenic	*0.01*	*0.01*	0.000683 J	<0.0004	0.000463 J	0.00193 J	0.000715 J	0.00121 J	0.000936 J	0.00169 J	0.00346	**0.0135**	0.0029	0.00814	0.00314	0.00111 J	**0.0106**

Notes:

1. All values in milligrams per liter (mg/L).
2. Concentrations > RAL and non-detects are highlighted light gray.
3. Concentrations > C/I AL and non-detects are highlighted dark gray
4. TRRP Protective Concentration Limits (PCLs) (30 TAC §350, Table 3), updated January 2021.
5. RAL = Residential Assessment Level, C/I = Commercial/Industrial
6. J = Estimated value, < = not detected at the specified detection limit.
7. MW-32A was screened in the B-CZ & replaced with MW-32AR
8. Based on historical data, MW-25A and MW-25C were likely mislabeled in March 2018 and results are provided correctly in this table.

TABLE 2
ANALYTICAL RESULTS SUMMARY (2008 - 2022)
CLASS 2 GROUNDWATER
HOUSTON, TX - WOOD PRESERVING WORKS

	Residential Assessment Level	***C/I PCL***	MW-91A 03/12/2020	MW-91A 05/21/2020	MW-91A 07/23/2020	MW-91A 01/20/2021	MW-91A 07/21/2021	MW-91A 07/21/2021 Duplicate	MW-91A 01/20/2022	MW-91A 01/20/2022 Duplicate	MW-92B 03/12/2020	MW-92B 05/21/2020	MW-92B 07/22/2020	MW-92B 01/14/2021	MW-92B 07/19/2021	MW-92B 01/14/2022
Volatile Organic Compounds																
1,2-Dichloroethane	*0.005*	*0.005*	<0.0002	<0.0002	<0.0002	<0.0002	<0.0002	<0.0002	<0.0002	<0.0002	<0.0002	<0.0002	<0.0002	<0.0002	<0.0002	<0.0002
Benzene	*0.005*	*0.005*	<0.0002	<0.0002	<0.0002	<0.0002	<0.0002	<0.0002	<0.0002	<0.0002	<0.0002	<0.0002	<0.0002	<0.0002	<0.0002	<0.0002
Chlorobenzene	*0.1*	*0.1*	<0.0003	<0.0003	<0.0003	<0.0003	<0.0003	<0.0003	<0.0003	<0.0003	<0.0003	<0.0003	<0.0003	<0.0003	<0.0003	<0.0003
Ethylbenzene	*0.7*	*0.7*	<0.0003	<0.0003	<0.0003	<0.0003	<0.0003	<0.0003	<0.0003	<0.0003	<0.0003	<0.0003	<0.0003	<0.0003	<0.0003	<0.0003
Methylene chloride	*0.005*	*0.005*	<0.001	<0.001	<0.001	<0.001	<0.001	<0.001	<0.001	<0.001	<0.001	<0.001	<0.001	<0.001	<0.001	<0.001
Toluene	*1*	*1*	<0.0002	<0.0002	<0.0002	<0.0002	<0.0002	<0.0002	<0.0002	<0.0002	0.00049 J	<0.0002	<0.0002	<0.0002	<0.0002	<0.0002
Vinyl chloride	*0.002*	*0.002*														
Xylenes (total)	*10*	*10*	<0.0003	<0.0003	<0.0003	<0.0003	<0.0003	<0.0003	<0.0003	<0.0003	<0.0003	<0.0003	<0.0003	<0.0003	<0.0003	<0.0003
Semivolatile Organic Compounds																
1,2-Diphenylhydrazine	*0.0011*	*0.0026*	<0.000022	<0.000021	<0.000021	<0.000021	<0.000021	<0.000021	<0.000021	<0.000021	<0.000021	<0.000021	<0.000021	<0.000021	<0.000021	<0.000021
2,4-Dimethylphenol	*0.49*	*1.5*	<0.000042	<0.00004	<0.00004	0.00026	<0.00004	<0.00004	<0.00004	<0.00004	<0.00004	<0.00004	<0.00004	<0.00004	<0.00004	<0.00004
2,4-Dinitrotoluene	*0.0013*	*0.003*	<0.000061	<0.000058	<0.000058	<0.000058	<0.000058	<0.000058	<0.000058	<0.000058	<0.000059	<0.000058	<0.000058	<0.000058	<0.000058	<0.000058
2,6-Dinitrotoluene	*0.0013*	*0.003*	<0.000044	<0.000042	<0.000042	<0.000042	<0.000042	<0.000042	<0.000042	<0.000042	<0.000042	<0.000042	<0.000042	<0.000042	<0.000042	<0.000042
2-Chloronaphthalene	*2*	*5.8*	<0.000022	<0.000021	<0.000021	<0.000021	<0.000021	<0.000021	<0.000021	<0.000021	<0.000021	<0.000021	<0.000021	<0.000021	<0.000021	<0.000021
2-Methylnaphthalene	*0.098*	*0.29*	<0.00002	<0.000019	<0.000019	0.011	<0.000019	<0.000019	<0.000019	<0.000019	<0.000019	<0.000019	<0.000019	<0.000019	<0.000019	0.00024
4,6-Dinitro-2-methylphenol	*0.0024*	*0.0073*	<0.000021	<0.00002	<0.00002	<0.00002	<0.00002	<0.00002	<0.00002	<0.00002	<0.00002	<0.00002	<0.00002	<0.00002	<0.00002	<0.00002
4-Nitrophenol	*0.049*	*0.15*	<0.000049	<0.000047	<0.000047	<0.000047	<0.000047	<0.000047	<0.000047	<0.000047	<0.000047	<0.000047	<0.000047	<0.000047	<0.000047	<0.000047
Acenaphthene	*1.5*	*4.4*	<0.000028	<0.000027	<0.000027	0.007	<0.000027	<0.000027	<0.000027	<0.000027	<0.000027	<0.000027	<0.000027	<0.000027	<0.000027	0.00016
Acenaphthylene	*1.5*	*4.4*	<0.000016	<0.000015	<0.000015	0.00026	<0.000015	<0.000015	<0.000015	<0.000015	<0.000015	<0.000015	<0.000015	<0.000015	<0.000015	<0.000015
Anthracene	*7.3*	*22*	<0.000015	<0.000014	<0.000014	0.0003	0.000044 J	0.000022 J	<0.000014	<0.000014	<0.000014	<0.000014	<0.000014	<0.000014	<0.000014	0.00026
Benzo(a)anthracene	*0.0091*	*0.02*	<0.000053	<0.00005	<0.00005	<0.00005	<0.00005	<0.00005	<0.00005	<0.00005	<0.000051	<0.00005	<0.00005	<0.00005	<0.00005	<0.00005
Benzo(a)pyrene	*0.0002*	*0.0002*	<0.000021	<0.00002	<0.00002	<0.00002	0.000041 J	<0.00002 J	<0.00002	<0.00002	<0.00002	<0.00002	<0.00002	<0.00002	<0.00002	<0.00002
bis(2-Chloroethoxy)methane	*0.00083*	*0.0019*	<0.000032	<0.00003	<0.00003	<0.00003	<0.00003	<0.00003	<0.00003	<0.00003	<0.00003	<0.00003	<0.00003	<0.00003	<0.00003	<0.00003
bis(2-Ethylhexyl)phthalate (DEHP)	*0.006*	*0.006*	<0.000039	<0.000037	<0.000037	<0.0001	0.000099 J	0.000037 J	<0.000037	<0.000037	<0.000037	<0.000037	<0.000037	<0.00006	0.000062 J	<0.000037
Chrysene	*0.91*	*2*	<0.000022	<0.000021	<0.000021	<0.000021	0.000061	<0.000021	<0.000021	<0.000021	<0.000021	<0.000021	<0.000021	<0.000021	<0.000021	<0.000021
Dibenzofuran	*0.098*	*0.29*	<0.000021	<0.00002	<0.00002	0.0046	<0.00002	<0.00002	<0.00002	<0.00002	<0.00002	<0.00002	<0.00002	<0.00002	<0.00002	0.00038
Di-n-butylphthalate (DBP)	*2.4*	*7.3*	0.000031 J	0.00019 J	<0.00002	<0.00002	<0.00002	<0.00002	<0.00002	<0.00002	<0.00002	<0.00002	<0.00002	<0.00002	<0.00002	<0.00002
Fluoranthene	*0.98*	*2.9*	<0.000011	<0.00001	<0.00001	0.00012	0.0001	0.000057 J	<0.00001	<0.00001	<0.00001	<0.00001	<0.00001	<0.00001	<0.00001	0.000087 J
Fluorene	*0.98*	*2.9*	<0.000032	<0.00003	<0.00003	0.0038	<0.00003	<0.00003	<0.00003	<0.00003	<0.00003	<0.00003	<0.00003	<0.00003	<0.00003	0.0002
Naphthalene	*0.49*	*1.5*	0.000083 J	0.00037	<0.00002	0.093	<0.00019	<0.00034	<0.00002	<0.00002	<0.00002	<0.00002	<0.0001	<0.00002	<0.00002	0.005
Nitrobenzene	*0.049*	*0.15*	<0.000025	<0.000024	<0.000024	<0.000024	<0.000024	<0.000024	<0.000024	<0.000024	<0.000024	<0.000024	<0.000024	<0.000024	<0.000024	<0.000024
N-Nitrosodiphenylamine	*0.19*	*0.42*	<0.000026	<0.000025	<0.000025	<0.000025	<0.000025	<0.000025	<0.000025	<0.000025	<0.000025	<0.000025	<0.000025	<0.000025	<0.000025	<0.000025
Pentachlorophenol	*0.001*	*0.001*	<0.000083	<0.000079	<0.000079	<0.000079	<0.000079	<0.000079	<0.000079	<0.000079	<0.00008	<0.000079	<0.000079	<0.000079	<0.000079	<0.000079
Phenanthrene	*0.73*	*2.2*	<0.000022	<0.000021	<0.000021	0.0029	0.000098 J	0.000044 J	<0.000021	<0.000021	<0.000021	<0.000021	<0.000021	<0.000021	<0.000021	0.00028
Phenol	*7.3*	*22*	<0.000037	<0.000035	<0.000035	0.00011 J	<0.000035	0.000051 J	<0.000035	<0.000035	<0.000035	<0.000035	<0.000035	<0.000035	<0.000035	<0.000035
Pyrene	*0.73*	*2.2*	<0.00002	<0.000019	<0.000019	0.000062 J	0.000099 J	0.000055 J	<0.000019	<0.000019	<0.000019	<0.000019	<0.000019	<0.000019	<0.000019	0.000061 J
Metals																
Arsenic	*0.01*	*0.01*	0.00989	**0.0169**	**0.0197**	**0.0179**	**0.0187**	**0.014**	**0.0188**	**0.0206**	0.00201	0.0038	0.00478	0.00633	0.00308	0.00324

Notes:

1. All values in milligrams per liter (mg/L).
2. Concentrations > RAL and non-detects are highlighted light gray.
3. Concentrations > C/I AL and non-detects are highlighted dark gray
4. TRRP Protective Concentration Limits (PCLs) (30 TAC §350, Table 3), updated January 2021.
5. RAL = Residential Assessment Level, C/I = Commercial/Industrial
6. J = Estimated value, < = not detected at the specified detection limit.
7. MW-32A was screened in the B-CZ & replaced with MW-32AR
8. Based on historical data, MW-25A and MW-25C were likely mislabeled in March 2018 and results are provided correctly in this table.

TABLE 2
ANALYTICAL RESULTS SUMMARY (2008 - 2022)
CLASS 2 GROUNDWATER
HOUSTON, TX - WOOD PRESERVING WORKS

	Residential Assessment Level	***C/I PCL***	MW-93B 03/12/2020	MW-93B 05/22/2020	MW-93B 07/22/2020	MW-93B 01/14/2021	MW-93B 07/19/2021	MW-93B 01/14/2022	MW-94A 03/12/2020	MW-94A 05/22/2020	MW-94A 07/20/2020	MW-94A 01/12/2021	MW-94A 07/19/2021	MW-94A 01/25/2022	MW-95A 03/17/2020	MW-95A 05/22/2020
Volatile Organic Compounds																
1,2-Dichloroethane	*0.005*	*0.005*	<0.0002	<0.0002	<0.0002	<0.0002	<0.0002	<0.0002	<0.0002	<0.0002	<0.0002	<0.0002	<0.0002	<0.0002	<0.0002	<0.0002
Benzene	*0.005*	*0.005*	<0.0002	<0.0002	<0.0002	<0.0002	<0.0002	<0.0002	<0.0002	<0.0002	<0.0002	<0.0002	<0.0002	<0.0002	<0.0002	<0.0002
Chlorobenzene	*0.1*	*0.1*	<0.0003	<0.0003	<0.0003	<0.0003	<0.0003	<0.0003	<0.0003	<0.0003	<0.0003	<0.0003	<0.0003	<0.0003	<0.0003	<0.0003
Ethylbenzene	*0.7*	*0.7*	<0.0003	<0.0003	<0.0003	<0.0003	<0.0003	<0.0003	<0.0003	<0.0003	<0.0003	<0.0003	<0.0003	<0.0003	<0.0003	<0.0003
Methylene chloride	*0.005*	*0.005*	<0.001	<0.001	<0.001	<0.001	<0.001	<0.001	<0.001	<0.001	<0.001	<0.001	<0.001	<0.001	<0.001	<0.001
Toluene	*1*	*1*	0.00092 J	0.00036 J	<0.0002	<0.0002	<0.0002	<0.0002	<0.0002	<0.0002	<0.0002	<0.0002	<0.0002	<0.0002	<0.0002	<0.0002
Vinyl chloride	*0.002*	*0.002*														
Xylenes (total)	*10*	*10*	<0.0003	<0.0003	<0.0003	<0.0003	<0.0003	<0.0003	<0.0003	<0.0003	<0.0003	<0.0003	<0.0003	<0.0003	<0.0003	<0.0003
Semivolatile Organic Compounds																
1,2-Diphenylhydrazine	*0.0011*	*0.0026*	<0.000021	<0.000021	<0.000021	<0.000021	<0.000021	<0.000021	<0.000022	<0.000021	<0.000021	<0.000021	<0.000021	<0.000021	<0.000021	<0.000021
2,4-Dimethylphenol	*0.49*	*1.5*	<0.000041	<0.00004	<0.00004	<0.00004	<0.00004	<0.00004	<0.000041	<0.00004	<0.00004	<0.00004	<0.00004	<0.00004	<0.00004	<0.00004
2,4-Dinitrotoluene	*0.0013*	*0.003*	<0.000059	<0.000058	<0.000058	<0.000058	<0.000058	<0.000058	<0.00006	<0.000058	<0.000058	<0.000058	<0.000058	<0.000058	<0.000058	<0.000058
2,6-Dinitrotoluene	*0.0013*	*0.003*	<0.000043	<0.000042	<0.000042	<0.000042	<0.000042	<0.000042	<0.000043	<0.000042	<0.000042	<0.000042	<0.000042	<0.000042	<0.000042	<0.000042
2-Chloronaphthalene	*2*	*5.8*	<0.000021	<0.000021	<0.000021	<0.000021	<0.000021	<0.000021	<0.000022	<0.000021	<0.000021	<0.000021	<0.000021	<0.000021	<0.000021	<0.000021
2-Methylnaphthalene	*0.098*	*0.29*	<0.000019	<0.000019	<0.000019	<0.000019	<0.000019	<0.000019	<0.00002	<0.000019	<0.000019	<0.000038	<0.000019	<0.000019	<0.000019	<0.000019
4,6-Dinitro-2-methylphenol	*0.0024*	*0.0073*	<0.00002	<0.00002	<0.00002	<0.00002	<0.00002	<0.00002	<0.000021	<0.00002	<0.00002	<0.00002	<0.00002	<0.00002	<0.00002	<0.00002
4-Nitrophenol	*0.049*	*0.15*	<0.000048	<0.000047	<0.000047	<0.000047	<0.000047	<0.000047	<0.000048	<0.000047	<0.000047	<0.000047	<0.000047	<0.000047	<0.000047	<0.000047
Acenaphthene	*1.5*	*4.4*	0.000039 J	<0.000027	<0.000027	<0.000027	<0.000027	<0.000027	<0.000028	<0.000027	<0.000027	<0.000027	<0.000027	<0.000027	<0.000027	<0.000027
Acenaphthylene	*1.5*	*4.4*	<0.000015	<0.000015	<0.000015	<0.000015	<0.000015	<0.000015	<0.000015	<0.000015	<0.000015	<0.000015	<0.000015	<0.000015	<0.000015	<0.000015
Anthracene	*7.3*	*22*	<0.000014	<0.000014	<0.000014	<0.000014	<0.000014	<0.000014	<0.000014	<0.000014	<0.000014	<0.000014	<0.000014	<0.000014	<0.000014	<0.000014
Benzo(a)anthracene	*0.0091*	*0.02*	<0.000051	<0.00005	<0.00005	<0.00005	<0.00005	<0.00005	<0.000052	<0.00005	<0.00005	<0.00005	<0.00005	<0.00005	<0.00005	<0.00005
Benzo(a)pyrene	*0.0002*	*0.0002*	<0.00002	<0.00002	<0.00002	<0.00002	<0.00002	<0.00002	<0.000021	<0.00002	<0.00002	<0.00002	<0.00002	<0.00002	<0.00002	<0.00002
bis(2-Chloroethoxy)methane	*0.00083*	*0.0019*	<0.000031	<0.00003	<0.00003	<0.00003	<0.00003	<0.00003	<0.000031	<0.00003	<0.00003	<0.00003	<0.00003	<0.00003	<0.00003	<0.00003
bis(2-Ethylhexyl)phthalate (DEHP)	*0.006*	*0.006*	<0.000038	0.000053 J	0.00013 J	<0.00011	<0.000037	<0.000037	0.000056 J	<0.000037	0.00004 J	<0.000037	<0.000037	<0.000037	<0.000037	<0.000037
Chrysene	*0.91*	*2*	<0.000021	<0.000021	<0.000021	<0.000021	<0.000021	<0.000021	<0.000022	<0.000021	<0.000021	<0.000021	<0.000021	<0.000021	<0.000021	<0.000021
Dibenzofuran	*0.098*	*0.29*	0.000071 J	<0.00002	<0.00002	<0.00002	<0.00002	<0.00002	<0.000021	<0.00002	<0.00002	0.00002 J	<0.00002	<0.00002	<0.00002	<0.00002
Di-n-butylphthalate (DBP)	*2.4*	*7.3*	<0.00002	0.000068 J	0.000052 J	0.00029	<0.00002	<0.00002	<0.000021	0.000072 J	<0.00002	<0.000055	<0.00002	<0.00002	<0.00002	<0.00002
Fluoranthene	*0.98*	*2.9*	<0.00001	<0.00001	<0.00001	<0.00001	<0.00001	<0.00001	<0.00001	<0.00001	0.000019 J	0.000031 J	<0.00001	<0.00001	<0.00001	<0.00001
Fluorene	*0.98*	*2.9*	0.000058 J	<0.00003	<0.00003	<0.00003	<0.00003	<0.00003	<0.000031	<0.00003	<0.00003	<0.00003	<0.00003	<0.00003	<0.00003	<0.00003
Naphthalene	*0.49*	*1.5*	<0.00002	<0.00002	<0.00002	0.000077 J	0.000063 J	0.00014	<0.000021	<0.00002	<0.00002	<0.00025	<0.00002	<0.00002	<0.00002	<0.00002
Nitrobenzene	*0.049*	*0.15*	<0.000024	<0.000024	<0.000024	<0.000024	<0.000024	<0.000024	<0.000025	<0.000024	<0.000024	<0.000024	<0.000024	<0.000024	<0.000024	<0.000024
N-Nitrosodiphenylamine	*0.19*	*0.42*	<0.000026	<0.000025	<0.000025	<0.000025	<0.000025	<0.000025	<0.000026	<0.000025	<0.000025	<0.000025	<0.000025	<0.000025	<0.000025	<0.000025
Pentachlorophenol	*0.001*	*0.001*	<0.000081	<0.000079	<0.000079	<0.000079	<0.000079	<0.000079	<0.000081	<0.000079	<0.000079	<0.000079	<0.000079	<0.000079	<0.000079	<0.000079
Phenanthrene	*0.73*	*2.2*	0.00016	<0.000021	<0.000021	<0.000021	<0.000021	<0.000021	<0.000022	<0.000021	<0.000021	<0.000037	<0.000021	<0.000021	<0.000021	<0.000021
Phenol	*7.3*	*22*	<0.000036	<0.000035	<0.000035	<0.000035	<0.000035	<0.000035	<0.000036	<0.000035	<0.000035	<0.000035	<0.000035	<0.000035	<0.000035	<0.000035
Pyrene	*0.73*	*2.2*	<0.000019	<0.000019	<0.000019	<0.000019	<0.000019	<0.000019	<0.00002	<0.000019	<0.000019	0.000022 J	<0.000019	<0.000019	<0.000019	<0.000019
Metals																
Arsenic	*0.01*	*0.01*	0.00455	**0.0133**	0.00967	**0.0182**	0.00428	0.00952	0.0054	0.006	0.00455	0.00762	0.0039	0.00168 J	0.000977 J	0.00254

Notes:

1. All values in milligrams per liter (mg/L).
2. Concentrations > RAL and non-detects are highlighted light gray.
3. Concentrations > C/I AL and non-detects are highlighted dark gray
4. TRRP Protective Concentration Limits (PCLs) (30 TAC §350, Table 3), updated January 2021.
5. RAL = Residential Assessment Level, C/I = Commercial/Industrial
6. J = Estimated value, < = not detected at the specified detection limit.
7. MW-32A was screened in the B-CZ & replaced with MW-32AR
8. Based on historical data, MW-25A and MW-25C were likely mislabeled in March 2018 and results are provided correctly in this table.

TABLE 2
ANALYTICAL RESULTS SUMMARY (2008 - 2022)
CLASS 2 GROUNDWATER
HOUSTON, TX - WOOD PRESERVING WORKS

	Residential Assessment Level	***C/I PCL***	MW-95A 07/20/2020	MW-95A 01/13/2021	MW-95A 07/14/2021	MW-95A 01/25/2022	MW-96B 03/17/2020	MW-96B 03/17/2020 Duplicate	MW-96B 05/22/2020	MW-96B 07/20/2020	MW-96B 01/13/2021	MW-96B 07/19/2021	MW-96B 01/24/2022	MW-97A 03/12/2020	MW-97A 05/26/2020	MW-97A 07/16/2020
Volatile Organic Compounds																
1,2-Dichloroethane	*0.005*	*0.005*	<0.0002	<0.0002	<0.0002	<0.0002	<0.0002	<0.0002	<0.0002	<0.0002	<0.0002	<0.0002	<0.0002	<0.0002	<0.0002	<0.0002
Benzene	*0.005*	*0.005*	<0.0002	<0.0002	<0.0002	<0.0002	<0.0002	<0.0002	<0.0002	<0.0002	<0.0002	<0.0002	<0.0002	<0.0002	<0.0002	<0.0002
Chlorobenzene	*0.1*	*0.1*	<0.0003	<0.0003	<0.0003	<0.0003	<0.0003	<0.0003	<0.0003	<0.0003	<0.0003	<0.0003	<0.0003	<0.0003	<0.0003	<0.0003
Ethylbenzene	*0.7*	*0.7*	<0.0003	<0.0003	<0.0003	<0.0003	<0.0003	<0.0003	<0.0003	<0.0003	<0.0003	<0.0003	<0.0003	<0.0003	<0.0003	<0.0003
Methylene chloride	*0.005*	*0.005*	<0.001	<0.001	<0.001	<0.001	<0.001	<0.001	<0.001	<0.001	<0.001	<0.001	<0.001	<0.001	<0.001	<0.001
Toluene	*1*	*1*	<0.0002	<0.0002	<0.0002	<0.0002	<0.0002	<0.0002	<0.0002	<0.0002	<0.0002	<0.0002	<0.0002	<0.0002	<0.0002	<0.0002
Vinyl chloride	*0.002*	*0.002*														
Xylenes (total)	*10*	*10*	<0.0003	<0.0003	<0.0003	<0.0003	<0.0003	<0.0003	<0.0003	<0.0003	<0.0003	<0.0003	<0.0003	<0.0003	<0.0003	<0.0003
Semivolatile Organic Compounds																
1,2-Diphenylhydrazine	*0.0011*	*0.0026*	<0.000021	<0.000021	<0.000021	<0.000021	<0.000021	<0.000021	<0.000021	<0.000021	<0.000021	<0.000021	<0.000021	<0.000021	<0.000021	<0.000021
2,4-Dimethylphenol	*0.49*	*1.5*	<0.00004	<0.00004	<0.00004	<0.00004	<0.00004	<0.00004	<0.00004	<0.00004	<0.00004	<0.00004	<0.00004	<0.00004	<0.00004	<0.00004
2,4-Dinitrotoluene	*0.0013*	*0.003*	<0.000058	<0.000058	<0.000058	<0.000058	<0.000058	<0.000058	<0.000058	<0.000058	<0.000058	<0.000058	<0.000058	<0.000059	<0.000058	<0.000058
2,6-Dinitrotoluene	*0.0013*	*0.003*	<0.000042	<0.000042	<0.000042	<0.000042	<0.000042	<0.000042	<0.000042	<0.000042	<0.000042	<0.000042	<0.000042	<0.000042	<0.000042	<0.000042
2-Chloronaphthalene	*2*	*5.8*	<0.000021	<0.000021	<0.000021	<0.000021	<0.000021	<0.000021	<0.000021	<0.000021	<0.000021	<0.000021	<0.000021	<0.000021	<0.000021	<0.000021
2-Methylnaphthalene	*0.098*	*0.29*	<0.000019	<0.000019	<0.000019	<0.000019	<0.000019	<0.000019	<0.000019	<0.000019	<0.000019	<0.000019	<0.000019	<0.000019	<0.000019	<0.000019
4,6-Dinitro-2-methylphenol	*0.0024*	*0.0073*	<0.00002	<0.00002	<0.00002	<0.00002	<0.00002	<0.00002	<0.00002	<0.00002	<0.00002	<0.00002	<0.00002	<0.00002	<0.00002	<0.00002
4-Nitrophenol	*0.049*	*0.15*	<0.000047	<0.000047	<0.000047	<0.000047	<0.000047	<0.000047	<0.000047	<0.000047	<0.000047	<0.000047	<0.000047	<0.000047	<0.000047	<0.000047
Acenaphthene	*1.5*	*4.4*	<0.000027	<0.000027	<0.000027	<0.000027	<0.000027	<0.000027	<0.000027	<0.000027	<0.000027	<0.000027	<0.000027	<0.000027	<0.000027	<0.000027
Acenaphthylene	*1.5*	*4.4*	<0.000015	<0.000015	<0.000015	<0.000015	<0.000015	<0.000015	<0.000015	<0.000015	0.000039 J	<0.000015	<0.000015	<0.000015	<0.000015	<0.000015
Anthracene	*7.3*	*22*	<0.000014	0.000015 J	<0.000014	<0.000014	<0.000014	<0.000014	<0.000014	<0.000014	<0.000014	<0.000014	<0.000014	<0.000014	<0.000014	0.000046 J
Benzo(a)anthracene	*0.0091*	*0.02*	<0.00005	<0.00005	<0.00005	<0.00005	<0.00005	<0.00005	<0.00005	<0.00005	<0.00005	<0.00005	<0.00005	<0.000051	<0.00005	<0.00005
Benzo(a)pyrene	*0.0002*	*0.0002*	<0.00002	<0.00002	<0.00002	<0.00002	<0.00002	<0.00002	<0.00002	<0.00002	<0.00002	<0.00002	<0.00002	<0.00002	<0.00002	<0.00002
bis(2-Chloroethoxy)methane	*0.00083*	*0.0019*	<0.00003	<0.00003	<0.00003	<0.00003	<0.00003	<0.00003	<0.00003	<0.00003	<0.00003	<0.00003	<0.00003	<0.00003	<0.00003	<0.00003
bis(2-Ethylhexyl)phthalate (DEHP)	*0.006*	*0.006*	<0.000037	0.000058 J	0.000079 J	<0.000037	0.00035	0.00013 J	<0.000037	<0.000037	0.00017 J	<0.000037	<0.000037	<0.000037	<0.000037	<0.000037
Chrysene	*0.91*	*2*	<0.000021	<0.000021	<0.000021	<0.000021	<0.000021	<0.000021	<0.000021	<0.000021	<0.000021	<0.000021	<0.000021	<0.000021	<0.000021	<0.000021
Dibenzofuran	*0.098*	*0.29*	<0.00002	0.000033 J	<0.00002	<0.00002	<0.00002	<0.00002	<0.00002	<0.00002	<0.00002	<0.00002	<0.00002	<0.00002	<0.00002	<0.000024
Di-n-butylphthalate (DBP)	*2.4*	*7.3*	<0.00002	0.00036	<0.00002	<0.00002	<0.00002	<0.00002	0.000077 J	<0.00002	0.000035 J	<0.00002	<0.00002	<0.00002	0.000084 J	<0.00002
Fluoranthene	*0.98*	*2.9*	<0.00001	<0.00001	<0.00001	<0.00001	<0.00001	<0.00001	<0.00001	<0.00001	0.000015 J	<0.00001	<0.00001	<0.00001	<0.00001	<0.000033
Fluorene	*0.98*	*2.9*	<0.00003	<0.00003	<0.00003	<0.00003	<0.00003	<0.00003	<0.00003	<0.00003	<0.00003	<0.00003	<0.00003	<0.00003	<0.00003	<0.00003
Naphthalene	*0.49*	*1.5*	<0.00002	<0.00002	<0.000056	<0.00002	<0.00002	<0.00002	0.000083 J	<0.00002	<0.00002	<0.00002	<0.00002	<0.00002	<0.00002	<0.00018
Nitrobenzene	*0.049*	*0.15*	<0.000024	<0.000024	<0.000024	<0.000024	<0.000024	<0.000024	<0.000024	<0.000024	<0.000024	<0.000024	<0.000024	<0.000024	<0.000024	<0.000024
N-Nitrosodiphenylamine	*0.19*	*0.42*	<0.000025	<0.000025	<0.000025	<0.000025	<0.000025	<0.000025	<0.000025	<0.000025	<0.000025	<0.000025	<0.000025	<0.000025	<0.000025	<0.000025
Pentachlorophenol	*0.001*	*0.001*	<0.000079	<0.000079	<0.000079	<0.000079	<0.000079	<0.000079	<0.000079	<0.000079	<0.000079	<0.000079	<0.000079	<0.00008	<0.000079	<0.000079
Phenanthrene	*0.73*	*2.2*	<0.000021	0.000032 J	<0.000021	<0.000021	<0.000021	<0.000021	<0.000021	<0.000021	<0.000021	<0.000021	<0.000021	<0.000021	<0.000021	<0.000087
Phenol	*7.3*	*22*	<0.000035	<0.000035	<0.000035	<0.000035	<0.000035	<0.000035	<0.000035	<0.000035	<0.000035	<0.000035	<0.000035	<0.000035	<0.000035	<0.000035
Pyrene	*0.73*	*2.2*	<0.000019	<0.000019	<0.000019	<0.000019	<0.000019	<0.000019	<0.000019	<0.000019	<0.000019	<0.000019	<0.000019	<0.000019	<0.000019	0.000025 J
Metals																
Arsenic	*0.01*	*0.01*	0.00378	<0.00194	<0.00274	0.00306	0.00312	0.00311	0.00179 J	0.00192 J	<0.000972	<0.0004	<0.0004	0.00121 J	0.00438	0.00478

Notes:

1. All values in milligrams per liter (mg/L).
2. Concentrations > RAL and non-detects are highlighted light gray.
3. Concentrations > C/I AL and non-detects are highlighted dark gray
4. TRRP Protective Concentration Limits (PCLs) (30 TAC §350, Table 3), updated January 2021.
5. RAL = Residential Assessment Level, C/I = Commercial/Industrial
6. J = Estimated value, < = not detected at the specified detection limit.
7. MW-32A was screened in the B-CZ & replaced with MW-32AR
8. Based on historical data, MW-25A and MW-25C were likely mislabeled in March 2018 and results are provided correctly in this table.

TABLE 2
ANALYTICAL RESULTS SUMMARY (2008 - 2022)
CLASS 2 GROUNDWATER
HOUSTON, TX - WOOD PRESERVING WORKS

	Residential Assessment Level	***C/I PCL***	MW-97A 01/11/2021	MW-97A 07/13/2021	MW-97A 01/10/2022	MW-98A 03/12/2020	MW-98A 05/26/2020	MW-98A 07/16/2020	MW-98A 01/11/2021	MW-98A 07/13/2021	MW-98A 01/10/2022	MW-98B 03/12/2020	MW-98B 05/26/2020	MW-98B 07/16/2020	MW-98B 01/11/2021	MW-98B 07/27/2021	MW-98B 01/06/2022
Volatile Organic Compounds																	
1,2-Dichloroethane	*0.005*	*0.005*	<0.0002	<0.0002	<0.001	<0.0002	<0.0002	<0.0002	<0.0002	<0.0002	<0.0002	<0.0002	<0.0002	<0.0002	<0.0002	<0.0002	<0.0002
Benzene	*0.005*	*0.005*	<0.0002	<0.0002	<0.001	<0.0002	<0.0002	0.00024 J	<0.0002	<0.0002	<0.0002	<0.0002	<0.0002	<0.0002	<0.0002	<0.0002	<0.0002
Chlorobenzene	*0.1*	*0.1*	<0.0003	<0.0003	<0.0015	<0.0003	<0.0003	<0.0003	<0.0003	<0.0003	<0.0003	<0.0003	<0.0003	<0.0003	<0.0003	<0.0003	<0.0003
Ethylbenzene	*0.7*	*0.7*	<0.0003	<0.0003	<0.0015	<0.0003	<0.0003	<0.0003	<0.0003	<0.0003	<0.0003	<0.0003	<0.0003	<0.0003	<0.0003	<0.0003	<0.0003
Methylene chloride	*0.005*	*0.005*	<0.001	<0.001	<0.005	<0.001	<0.001	<0.001	<0.001	<0.001	<0.001	<0.001	<0.001	<0.001	<0.001	<0.001	<0.001
Toluene	*1*	*1*	<0.0002	<0.0002	<0.001	0.00065 J	<0.0002	<0.0002	<0.0002	<0.0002	<0.0002	0.002	0.00054 J	0.0006 J	<0.0002	<0.0002	<0.0002
Vinyl chloride	*0.002*	*0.002*															
Xylenes (total)	*10*	*10*	<0.0003	<0.0003	<0.0015	<0.0003	<0.0003	<0.0003	<0.0003	<0.0003	<0.0003	<0.0003	<0.0003	<0.0003	<0.0003	<0.0003	<0.0003
Semivolatile Organic Compounds																	
1,2-Diphenylhydrazine	*0.0011*	*0.0026*	<0.000022	<0.000021	<0.000021	<0.000021	<0.000021	<0.000021	<0.000021	<0.000021	<0.000021	<0.000021	<0.000021	<0.000021	<0.000021	<0.000021	<0.000021
2,4-Dimethylphenol	*0.49*	*1.5*	0.000042	<0.00004	<0.00004	0.000078 J	<0.00004	<0.00004	<0.00004	<0.00004	<0.00004	<0.000041	<0.00004	<0.00004	0.00024	<0.00004	<0.00004
2,4-Dinitrotoluene	*0.0013*	*0.003*	<0.000061	<0.000058	<0.000058	<0.000059	<0.000058	<0.000058	<0.000058	<0.000058	<0.000058	<0.000059	<0.000058	<0.000058	<0.000058	<0.000058	<0.000058
2,6-Dinitrotoluene	*0.0013*	*0.003*	<0.000044	<0.000042	<0.000042	<0.000043	<0.000042	<0.000042	<0.000042	<0.000042	<0.000042	<0.000043	<0.000042	<0.000042	<0.000042	<0.000042	<0.000042
2-Chloronaphthalene	*2*	*5.8*	<0.000022	<0.000021	<0.000021	<0.000021	<0.000021	<0.000021	<0.000021	<0.000021	<0.000021	<0.000021	<0.000021	<0.000021	<0.000021	<0.000021	<0.000021
2-Methylnaphthalene	*0.098*	*0.29*	<0.00002	<0.000019	<0.000019	<0.000019	<0.000019	<0.000019	<0.000019	<0.000019	<0.000019	<0.000019	<0.000019	<0.00002	0.000037 J	<0.000019	0.000063 J
4,6-Dinitro-2-methylphenol	*0.0024*	*0.0073*	<0.000021	<0.00002	<0.00002	<0.00002	<0.00002	<0.00002	<0.00002	<0.00002	<0.00002	<0.00002	<0.00002	<0.00002	<0.00002	<0.00002	<0.00002
4-Nitrophenol	*0.049*	*0.15*	<0.000049	<0.000047	<0.000047	<0.000048	<0.000047	<0.000047	<0.000047	<0.000047	<0.000047	<0.000048	<0.000047	<0.000047	<0.000047	<0.000047	<0.000047
Acenaphthene	*1.5*	*4.4*	<0.000028	<0.000027	<0.000027	0.00004 J	<0.000027	<0.00003	<0.000027	<0.000027	<0.000027	<0.000028	<0.000027	<0.000047	0.000074 J	<0.000027	0.000088 J
Acenaphthylene	*1.5*	*4.4*	<0.000016	<0.000015	<0.000015	<0.000015	<0.000015	<0.000015	<0.000015	<0.000015	<0.000015	<0.000015	<0.000015	<0.000015	<0.000015	<0.000015	<0.000015
Anthracene	*7.3*	*22*	<0.000015	<0.000014	<0.000014	<0.000014	0.000055 J	0.00008 J	0.000028 J	<0.000014	<0.000014	<0.000014	<0.000014	0.000028 J	0.000064 J	<0.000014	<0.000014
Benzo(a)anthracene	*0.0091*	*0.02*	<0.00005	<0.00005	<0.00005	<0.000051	<0.00005	<0.00005	<0.00005	<0.00005	<0.00005	<0.000051	<0.00005	<0.00005	<0.00005	<0.00005	<0.00005
Benzo(a)pyrene	*0.0002*	*0.0002*	<0.00002	<0.00002	<0.00002	<0.00002	<0.00002	<0.00002	<0.00002	<0.00002	<0.00002	<0.00002	<0.00002	<0.00002	<0.00002	<0.00002	<0.00002
bis(2-Chloroethoxy)methane	*0.00083*	*0.0019*	<0.000032	<0.00003	<0.00003	<0.000031	<0.00003	<0.00003	<0.00003	<0.00003	<0.00003	<0.000031	<0.00003	<0.00003	<0.00003	<0.00003	<0.00003
bis(2-Ethylhexyl)phthalate (DEHP)	*0.006*	*0.006*	<0.000039	<0.000085	0.000058 J	<0.000038	0.000068 J	<0.000037	0.000089 J	<0.000079	<0.000037	<0.000038	<0.000037	<0.000037	<0.000037	<0.000037	<0.000076
Chrysene	*0.91*	*2*	<0.000022	<0.000021	<0.000021	<0.000021	<0.000021	<0.000021	<0.000021	<0.000021	<0.000021	<0.000021	<0.000021	<0.000021	<0.000021	<0.000021	<0.000021
Dibenzofuran	*0.098*	*0.29*	<0.00002	<0.00002	<0.00002	<0.00002	<0.00002	<0.000021	0.000046 J	<0.00002	<0.00002	<0.00002	<0.00002	<0.000038	0.000098 J	<0.00002	0.000085 J
Di-n-butylphthalate (DBP)	*2.4*	*7.3*	0.00023	<0.00002	<0.00002	<0.00002	0.000027 J	<0.00002	0.00025	<0.00002	<0.00002	<0.00002	0.00011 J	<0.00003	<0.00014	<0.00002	<0.00002
Fluoranthene	*0.98*	*2.9*	<0.000011	<0.00001	<0.00001	0.000018 J	0.000023 J	<0.000033	0.000044 J	<0.00001	<0.00001	<0.00001	<0.00001	<0.000038	0.000072 J	<0.00001	<0.00001
Fluorene	*0.98*	*2.9*	<0.00003	<0.00003	<0.00003	<0.000031	<0.00003	<0.000051	0.000056 J	<0.00003	<0.00003	<0.000031	<0.00003	<0.00006	0.00017	<0.00003	0.000098 J
Naphthalene	*0.49*	*1.5*	<0.000021	<0.00002	<0.00002	0.000042 J	<0.00002	<0.00011	0.0001	<0.00002	0.000092 J	0.000036 J	<0.00002	<0.00016	0.00032	<0.00011	<0.00026
Nitrobenzene	*0.049*	*0.15*	<0.000025	<0.000024	<0.000024	<0.000024	<0.000024	<0.000024	<0.000024	<0.000024	<0.000024	<0.000024	<0.000024	<0.000024	<0.000024	<0.000024	<0.000024
N-Nitrosodiphenylamine	*0.19*	*0.42*	<0.000026	<0.000025	<0.000025	<0.000026	<0.000025	<0.000025	<0.000025	<0.000025	<0.000025	<0.000026	<0.000025	<0.000025	<0.000025	<0.000025	<0.000025
Pentachlorophenol	*0.001*	*0.001*	<0.000083	<0.000079	<0.000079	<0.000081	<0.000079	<0.000079	<0.000079	<0.000079	<0.000079	<0.000081	<0.000079	<0.000079	<0.000079	<0.000079	<0.000079
Phenanthrene	*0.73*	*2.2*	<0.000022	<0.000021	<0.000021	<0.000021	0.000048 J	<0.0001	0.0001	<0.000021	<0.000021	<0.000021	<0.000021	<0.00013	0.00034	<0.000021	0.000052 J
Phenol	*7.3*	*22*	<0.000037	<0.000035	<0.000035	<0.000036	<0.000035	<0.000035	<0.000035	<0.000035	<0.000035	<0.000036	<0.000035	<0.000035	<0.000035	<0.000035	<0.000035
Pyrene	*0.73*	*2.2*	<0.00002	<0.000019	<0.000019	<0.000019	<0.000019	0.000031 J	0.000025 J	<0.000019	<0.000019	<0.000019	<0.000019	0.000022 J	0.000048 J	<0.000019	<0.000019
Metals																	
Arsenic	*0.01*	*0.01*	0.000781 J	0.000695 J	0.000907 J	0.00963	**0.0119**	**0.0187**	0.00968	**0.0119**	**0.0134**	0.00165 J	0.00214	0.00302	0.0029	0.00468	0.00454

Notes:

1. All values in milligrams per liter (mg/L).
2. Concentrations > RAL and non-detects are highlighted light gray.
3. Concentrations > C/I AL and non-detects are highlighted dark gray
4. TRRP Protective Concentration Limits (PCLs) (30 TAC §350, Table 3), updated January 2021.
5. RAL = Residential Assessment Level, C/I = Commercial/Industrial
6. J = Estimated value, < = not detected at the specified detection limit.
7. MW-32A was screened in the B-CZ & replaced with MW-32AR
8. Based on historical data, MW-25A and MW-25C were likely mislabeled in March 2018 and results are provided correctly in this table.

TABLE 2
ANALYTICAL RESULTS SUMMARY (2008 - 2022)
CLASS 2 GROUNDWATER
HOUSTON, TX - WOOD PRESERVING WORKS

	Residential Assessment Level	***C/I PCL***	MW-99C 03/11/2020	MW-99C 05/22/2020	MW-99C 07/22/2020	MW-99C 01/25/2021	MW-99C 07/23/2021	MW-99C 01/20/2022	P-10 01/29/2008	P-10 01/29/2008 Duplicate	P-10 07/16/2008	P-10 01/22/2009	P-10 07/22/2009	P-10 07/22/2009 Duplicate	P-10 01/22/2010	P-10 01/22/2010 Duplicate
Volatile Organic Compounds																
1,2-Dichloroethane	*0.005*	*0.005*	<0.0002	<0.0002	<0.0002	<0.0002	<0.0002	<0.0002			<0.00052					
Benzene	*0.005*	*0.005*	<0.0002	<0.0002	<0.0002	<0.0002	<0.0002	<0.0002			<0.00025					
Chlorobenzene	*0.1*	*0.1*	<0.0003	<0.0003	<0.0003	<0.0003	<0.0003	<0.0003			<0.00047					
Ethylbenzene	*0.7*	*0.7*	<0.0003	<0.0003	<0.0003	<0.0003	<0.0003	<0.0003			<0.00025					
Methylene chloride	*0.005*	*0.005*	<0.001	<0.001	<0.001	<0.001	<0.001	<0.001			<0.00054					
Toluene	*1*	*1*	0.00078 J	0.00051 J	<0.0002	<0.0002	<0.0002	<0.0002			<0.00041					
Vinyl chloride	*0.002*	*0.002*														
Xylenes (total)	*10*	*10*	<0.0003	<0.0003	<0.0003	<0.0003	<0.0003	<0.0003			<0.00127					
Semivolatile Organic Compounds																
1,2-Diphenylhydrazine	*0.0011*	*0.0026*	<0.000021	<0.000021	<0.000021	<0.000021	<0.000021	<0.000021								
2,4-Dimethylphenol	*0.49*	*1.5*	<0.000041	<0.00004	<0.00004	<0.00004	<0.00004	<0.00004								
2,4-Dinitrotoluene	*0.0013*	*0.003*	<0.000059	<0.000058	<0.000058	<0.000058	<0.000058	<0.000058								
2,6-Dinitrotoluene	*0.0013*	*0.003*	<0.000043	<0.000042	<0.000042	<0.000042	<0.000042	<0.000042								
2-Chloronaphthalene	*2*	*5.8*	<0.000021	<0.000021	<0.000021	<0.000021	<0.000021	<0.000021								
2-Methylnaphthalene	*0.098*	*0.29*	0.000086 J	0.000036 J	0.00005 J	<0.000019	<0.000019	<0.000019								
4,6-Dinitro-2-methylphenol	*0.0024*	*0.0073*	<0.00002	<0.00002	<0.00002	<0.00002	<0.00002	<0.00002								
4-Nitrophenol	*0.049*	*0.15*	<0.000048	<0.000047	<0.000047	<0.000047	<0.000047	<0.000047								
Acenaphthene	*1.5*	*4.4*	<0.000028	<0.000027	0.000068 J	<0.000027	<0.000027	<0.000027	0.00373	0.00854	0.0106	<0.0008	<0.0009	<0.0009	<0.0009	<0.0009
Acenaphthylene	*1.5*	*4.4*	<0.000015	<0.000015	<0.000015	<0.000015	<0.000015	<0.000015	<0.00028	<0.00028	0.00053	<0.0007	<0.0005	<0.0005	<0.0005	<0.0005
Anthracene	*7.3*	*22*	<0.000014	<0.000014	<0.000014	<0.000014	<0.000014	<0.000014	0.000703	0.00036 J	0.000747	<0.0007	<0.0006	<0.0006	<0.0006	<0.0006
Benzo(a)anthracene	*0.0091*	*0.02*	<0.000051	<0.00005	<0.00005	<0.00005	<0.00005	<0.00005								
Benzo(a)pyrene	*0.0002*	*0.0002*	<0.00002	<0.00002	<0.00002	<0.00002	<0.00002	<0.00002								
bis(2-Chloroethoxy)methane	*0.00083*	*0.0019*	<0.000031	<0.00003	<0.00003	<0.00003	<0.00003	<0.00003								
bis(2-Ethylhexyl)phthalate (DEHP)	*0.006*	*0.006*	0.00007 J	<0.000037	<0.000037	<0.00011	0.000061 J	<0.000037	0.00023 J	<0.00019	0.00022 J	<0.0012	<0.0033	<0.0033	<0.0033	<0.0033
Chrysene	*0.91*	*2*	<0.000021	<0.000021	<0.000021	<0.000021	<0.000021	<0.000021								
Dibenzofuran	*0.098*	*0.29*	<0.00002	<0.00002	<0.00002	<0.00002	<0.00002	<0.00002	0.000713	0.00175	0.00176	<0.0007	<0.0007	<0.0007	<0.0007	<0.0007
Di-n-butylphthalate (DBP)	*2.4*	*7.3*	<0.00002	0.00019 J	0.00019 J	<0.000029	<0.00002	<0.00002	<0.00019	<0.00019	0.00092 J	<0.0007	<0.0005	<0.0005	<0.0005	<0.0005
Fluoranthene	*0.98*	*2.9*	<0.00001	<0.00001	<0.00001	0.000013 J	<0.00001	<0.00001	0.000506	0.00025 J	0.00022 J	<0.0006	<0.0005	<0.0005	<0.0005	<0.0005
Fluorene	*0.98*	*2.9*	<0.000031	<0.00003	<0.00003	<0.00003	<0.00003	<0.00003	0.000668	0.00251	0.00245	<0.0008	<0.0006	<0.0006	<0.0006	<0.0006
Naphthalene	*0.49*	*1.5*	0.00018	0.0004	0.00077 J	<0.000072	<0.00002	<0.00002	<0.00038	<0.00037	0.00079	<0.0008	<0.0006	<0.0006	<0.0006	<0.0006
Nitrobenzene	*0.049*	*0.15*	<0.000024	<0.000024	<0.000024	<0.000024	<0.000024	<0.000024								
N-Nitrosodiphenylamine	*0.19*	*0.42*	<0.000026	<0.000025	<0.000025	<0.000025	<0.000025	<0.000025								
Pentachlorophenol	*0.001*	*0.001*	<0.000081	<0.000079	<0.000079	<0.000079	<0.000079	<0.000079								
Phenanthrene	*0.73*	*2.2*	0.000053 J	<0.000021	<0.000021	<0.000021	<0.000021	<0.000021								
Phenol	*7.3*	*22*	<0.000036	<0.000035	<0.000035	0.00004 J	<0.000035	<0.000035	<0.00019	<0.00019	<0.00021	<0.0015	<0.0005	<0.0005	<0.0005	<0.0005
Pyrene	*0.73*	*2.2*	<0.000019	<0.000019	<0.000019	<0.000019	<0.000019	<0.000019	0.00039 J	<0.00019	<0.00021	<0.0009	<0.0005	<0.0005	<0.0005	<0.0005
Metals																
Arsenic	*0.01*	*0.01*	0.000866 J	0.000455 J	0.00102 J	0.000581 J	0.00145 J	0.000943 J								

Notes:
1. All values in milligrams per liter (mg/L).
2. Concentrations > RAL and non-detects are highlighted light gray.
3. Concentrations > C/I AL and non-detects are highlighted dark gray
4. TRRP Protective Concentration Limits (PCLs) (30 TAC §350, Table 3), updated January 2021.
5. RAL = Residential Assessment Level, C/I = Commercial/Industrial
6. J = Estimated value, < = not detected at the specified detection limit.
7. MW-32A was screened in the B-CZ & replaced with MW-32AR
8. Based on historical data, MW-25A and MW-25C were likely mislabeled in March 2018 and results are provided correctly in this table.

TABLE 2
ANALYTICAL RESULTS SUMMARY (2008 - 2022)
CLASS 2 GROUNDWATER
HOUSTON, TX - WOOD PRESERVING WORKS

	Residential Assessment Level	***C/I PCL***	P-10 07/14/2010	P-10 07/14/2010 Duplicate	P-10 01/12/2011	P-10 07/12/2011	P-10 07/12/2011 Duplicate	P-10 01/31/2012	P-10 01/31/2012 Duplicate	P-10 07/11/2012	P-10 07/11/2012 Duplicate	P-10 01/10/2013	P-10 01/10/2013 Duplicate	P-10 07/11/2013	P-10 07/11/2013 Duplicate	P-10 01/09/2014
Volatile Organic Compounds																
1,2-Dichloroethane	*0.005*	*0.005*														
Benzene	*0.005*	*0.005*														
Chlorobenzene	*0.1*	*0.1*														
Ethylbenzene	*0.7*	*0.7*														
Methylene chloride	*0.005*	*0.005*														
Toluene	*1*	*1*														
Vinyl chloride	*0.002*	*0.002*														
Xylenes (total)	*10*	*10*														
Semivolatile Organic Compounds																
1,2-Diphenylhydrazine	*0.0011*	*0.0026*														
2,4-Dimethylphenol	*0.49*	*1.5*														
2,4-Dinitrotoluene	*0.0013*	*0.003*														
2,6-Dinitrotoluene	*0.0013*	*0.003*														
2-Chloronaphthalene	*2*	*5.8*														
2-Methylnaphthalene	*0.098*	*0.29*														
4,6-Dinitro-2-methylphenol	*0.0024*	*0.0073*														
4-Nitrophenol	*0.049*	*0.15*														
Acenaphthene	*1.5*	*4.4*	<0.0009	<0.0009	<0.0009	<0.0005	<0.0005	<0.0005	<0.0005	<0.0005	<0.0005	<0.0000755	<0.0000755	<0.0000808	<0.0000812	0.000102 J
Acenaphthylene	*1.5*	*4.4*	<0.0005	<0.0005	<0.0005	<0.0005	<0.0005	<0.0005	<0.0005	<0.0005	<0.0005	<0.0000566	<0.0000566	<0.0000606	<0.0000609	<0.0000556
Anthracene	*7.3*	*22*	<0.0006	<0.0006	<0.0006	<0.0005	<0.0005	<0.0005	<0.0005	<0.0005	<0.0005	0.0000472 J	0.000148 J	0.000133 J	0.000181 J	0.000323 J
Benzo(a)anthracene	*0.0091*	*0.02*														
Benzo(a)pyrene	*0.0002*	*0.0002*														
bis(2-Chloroethoxy)methane	*0.00083*	*0.0019*														
bis(2-Ethylhexyl)phthalate (DEHP)	*0.006*	*0.006*	<0.0033	<0.0033	<0.0033	<0.0005	0.0015 J	<0.0005	<0.0005	<0.0005	<0.0005	0.000906	0.00112	0.000492 J	0.000575	<0.000343
Chrysene	*0.91*	*2*														
Dibenzofuran	*0.098*	*0.29*	<0.0007	<0.0007	<0.0007	<0.0005	<0.0005	<0.0005	<0.0005	<0.0005	<0.0005	<0.0000755	<0.0000755	<0.0000808	<0.0000812	<0.0000741
Di-n-butylphthalate (DBP)	*2.4*	*7.3*	<0.0005	<0.0005	<0.0005	<0.0005	<0.0005	<0.0005	<0.0005	<0.0005	<0.0005	<0.000104	<0.000104	<0.000111	<0.000112	<0.000262
Fluoranthene	*0.98*	*2.9*	<0.0005	<0.0005	<0.0005	<0.0005	<0.0005	<0.0005	<0.0005	<0.0005	<0.0005	<0.000066	<0.000066	<0.0000707	<0.0000711	<0.0000648
Fluorene	*0.98*	*2.9*	<0.0006	<0.0006	<0.0006	<0.0005	<0.0005	<0.0005	<0.0005	<0.0005	<0.0005	<0.000066	<0.000066	<0.0000707	<0.0000711	<0.0000648
Naphthalene	*0.49*	*1.5*	<0.0006	<0.0006	<0.0006	<0.0005	<0.0005	<0.0005	<0.0005	<0.0005	<0.0005	<0.0000755	<0.0000755	<0.0000808	<0.0000812	<0.0000741
Nitrobenzene	*0.049*	*0.15*														
N-Nitrosodiphenylamine	*0.19*	*0.42*														
Pentachlorophenol	*0.001*	*0.001*														
Phenanthrene	*0.73*	*2.2*														
Phenol	*7.3*	*22*	<0.0005	<0.0005	<0.0005	<0.0005	<0.0005	<0.0005	<0.0005	<0.0005	<0.0005	<0.0000377	<0.0000377	<0.0000404	<0.0000406	<0.000037
Pyrene	*0.73*	*2.2*	<0.0005	<0.0005	<0.0005	<0.0005	<0.0005	<0.0005	<0.0005	<0.0005	<0.0005	<0.000104	<0.000104	<0.000111	<0.000112	<0.000102
Metals																
Arsenic	*0.01*	*0.01*														

Notes:
1. All values in milligrams per liter (mg/L).
2. Concentrations > RAL and non-detects are highlighted light gray.
3. Concentrations > C/I AL and non-detects are highlighted dark gray
4. TRRP Protective Concentration Limits (PCLs) (30 TAC §350, Table 3), updated January 2021.
5. RAL = Residential Assessment Level, C/I = Commercial/Industrial
6. J = Estimated value, < = not detected at the specified detection limit.
7. MW-32A was screened in the B-CZ & replaced with MW-32AR
8. Based on historical data, MW-25A and MW-25C were likely mislabeled in March 2018 and results are provided correctly in this table.

TABLE 2
ANALYTICAL RESULTS SUMMARY (2008 - 2022)
CLASS 2 GROUNDWATER
HOUSTON, TX - WOOD PRESERVING WORKS

	Residential Assessment Level	***C/I PCL***	P-10 01/09/2014 Duplicate	P-10 07/02/2014	P-10 07/02/2014 Duplicate	P-10 01/07/2015	P-10 01/07/2015 Duplicate	P-10 07/08/2015	P-10 07/08/2015 Duplicate	P-10 01/13/2016	P-10 01/13/2016 Duplicate	P-10 07/07/2016	P-10 07/07/2016 Duplicate	P-10 01/12/2017	P-10 01/12/2017 Duplicate	P-10 07/13/2017
Volatile Organic Compounds																
1,2-Dichloroethane	*0.005*	*0.005*														
Benzene	*0.005*	*0.005*														
Chlorobenzene	*0.1*	*0.1*														
Ethylbenzene	*0.7*	*0.7*														
Methylene chloride	*0.005*	*0.005*														
Toluene	*1*	*1*														
Vinyl chloride	*0.002*	*0.002*														
Xylenes (total)	*10*	*10*														
Semivolatile Organic Compounds																
1,2-Diphenylhydrazine	*0.0011*	*0.0026*														
2,4-Dimethylphenol	*0.49*	*1.5*														
2,4-Dinitrotoluene	*0.0013*	*0.003*														
2,6-Dinitrotoluene	*0.0013*	*0.003*														
2-Chloronaphthalene	*2*	*5.8*														
2-Methylnaphthalene	*0.098*	*0.29*		0.0000718 J	0.000891 J											
4,6-Dinitro-2-methylphenol	*0.0024*	*0.0073*														
4-Nitrophenol	*0.049*	*0.15*														
Acenaphthene	*1.5*	*4.4*	0.000966	0.01 J	0.0169 J	<0.0000792	<0.0000792	0.023	0.022	<0.000027	<0.000027	<0.000027	<0.000027	0.000027 J	0.000078 J	<0.000027
Acenaphthylene	*1.5*	*4.4*	0.0000571 J	0.0000588 J	0.000265 J	<0.0000594	<0.0000594	0.00012	0.00012	<0.000015	<0.000015	<0.000015	<0.000015	<0.000015	<0.000015	<0.000015
Anthracene	*7.3*	*22*	0.000369 J	0.000375 J	0.000473 J	0.000122 J	0.000115 J	0.00039	0.00033	0.000014 J	0.00007 J	<0.000014	<0.000014	0.000014 J	0.000081 J	<0.000014
Benzo(a)anthracene	*0.0091*	*0.02*														
Benzo(a)pyrene	*0.0002*	*0.0002*														
bis(2-Chloroethoxy)methane	*0.00083*	*0.0019*														
bis(2-Ethylhexyl)phthalate (DEHP)	*0.006*	*0.006*	<0.000343	0.00127	0.00133	0.000853 J	0.00155 J	0.0006 J	0.00032 J	0.0002 J	0.00035 J	0.00029	0.0003	0.00025 J	0.00018 J	0.000097 J
Chrysene	*0.91*	*2*														
Dibenzofuran	*0.098*	*0.29*	0.000135 J	0.00205 J	0.00304 J	<0.0000792	<0.0000792	0.0024	0.0021	<0.00002	<0.00002	<0.00002	<0.00002	0.00002 J	0.000055 J	<0.00002
Di-n-butylphthalate (DBP)	*2.4*	*7.3*	<0.000309	0.000108 J	0.000321 J	<0.000109	<0.000119	<0.000044	<0.000059	<0.000058	<0.00011	<0.000046	<0.000031	<0.00002	<0.00002	<0.00002
Fluoranthene	*0.98*	*2.9*	<0.0000648	0.00042 J	0.00039 J	0.000114 J	0.000113 J	0.0006	0.00047	<0.00001	<0.00001	<0.00001	<0.00001	0.00001 J	0.000088 J	<0.00001
Fluorene	*0.98*	*2.9*	0.000262 J	0.00393	0.00514	<0.0000693	<0.0000693	0.0046	0.0038	<0.00003	<0.00003	<0.00003	<0.00003	<0.00003	<0.00003	<0.00003
Naphthalene	*0.49*	*1.5*	<0.0000741	0.0000784 J	0.000924 J	<0.0000792	<0.0000792	0.019	0.018	<0.00002	<0.00002	<0.00002	<0.00002	<0.00002	<0.00002	<0.00002
Nitrobenzene	*0.049*	*0.15*														
N-Nitrosodiphenylamine	*0.19*	*0.42*														
Pentachlorophenol	*0.001*	*0.001*														
Phenanthrene	*0.73*	*2.2*		0.000575 J	0.000808 J											
Phenol	*7.3*	*22*	<0.000037	<0.0000392	<0.0000396	<0.0000396	<0.0000396	<0.000035	<0.000035	<0.000035	<0.000035	<0.000035	<0.000035	<0.000035	<0.000035	<0.000035
Pyrene	*0.73*	*2.2*	<0.000102	0.000318 J	0.000306 J	<0.000109	<0.000109	0.00038	0.00029	<0.000019	<0.000019	<0.000019	<0.000019	<0.000019	0.000022 J	<0.000019
Metals																
Arsenic	*0.01*	*0.01*														

Notes:
1. All values in milligrams per liter (mg/L).
2. Concentrations > RAL and non-detects are highlighted light gray.
3. Concentrations > C/I AL and non-detects are highlighted dark gray
4. TRRP Protective Concentration Limits (PCLs) (30 TAC §350, Table 3), updated January 2021.
5. RAL = Residential Assessment Level, C/I = Commercial/Industrial
6. J = Estimated value, < = not detected at the specified detection limit.
7. MW-32A was screened in the B-CZ & replaced with MW-32AR
8. Based on historical data, MW-25A and MW-25C were likely mislabeled in March 2018 and results are provided correctly in this table.

TABLE 2
ANALYTICAL RESULTS SUMMARY (2008 - 2022)
CLASS 2 GROUNDWATER
HOUSTON, TX - WOOD PRESERVING WORKS

	Residential Assessment Level	***C/I PCL***	P-10 07/13/2017 Duplicate	P-10 01/04/2018	P-10 01/04/2018 Duplicate	P-10 07/19/2018	P-10 07/19/2018 Duplicate	P-10 01/08/2019	P-10 01/08/2019 Duplicate	P-10 07/01/2019	P-10 01/13/2020	P-10 07/14/2020	P-10 07/14/2020 Duplicate	P-10 01/06/2021	P-10 01/06/2021 Duplicate	P-10 07/07/2021
Volatile Organic Compounds																
1,2-Dichloroethane	*0.005*	*0.005*														
Benzene	*0.005*	*0.005*														
Chlorobenzene	*0.1*	*0.1*														
Ethylbenzene	*0.7*	*0.7*														
Methylene chloride	*0.005*	*0.005*														
Toluene	*1*	*1*														
Vinyl chloride	*0.002*	*0.002*														
Xylenes (total)	*10*	*10*														
Semivolatile Organic Compounds																
1,2-Diphenylhydrazine	*0.0011*	*0.0026*														
2,4-Dimethylphenol	*0.49*	*1.5*														
2,4-Dinitrotoluene	*0.0013*	*0.003*														
2,6-Dinitrotoluene	*0.0013*	*0.003*														
2-Chloronaphthalene	*2*	*5.8*														
2-Methylnaphthalene	*0.098*	*0.29*														
4,6-Dinitro-2-methylphenol	*0.0024*	*0.0073*														
4-Nitrophenol	*0.049*	*0.15*														
Acenaphthene	*1.5*	*4.4*	<0.000027	<0.000027	0.0033	0.041	0.043	<0.000027	<0.000027	0.0028	<0.000027	0.00018	<0.000027	<0.000027	<0.000027	<0.000027
Acenaphthylene	*1.5*	*4.4*	<0.000015	<0.000015	<0.000015	0.00038	0.00032	<0.000015	<0.000015	<0.000015	<0.000015	<0.000015	<0.000015	<0.000015	<0.000015	<0.000015
Anthracene	*7.3*	*22*	<0.000014	<0.000014	0.00017	0.00058	0.0006	0.00025	0.00021	0.000065 J	<0.000014	<0.000014	<0.000014	<0.000014	<0.000014	<0.000014
Benzo(a)anthracene	*0.0091*	*0.02*														
Benzo(a)pyrene	*0.0002*	*0.0002*														
bis(2-Chloroethoxy)methane	*0.00083*	*0.0019*														
bis(2-Ethylhexyl)phthalate (DEHP)	*0.006*	*0.006*	0.00016 J	<0.00024	<0.00017	<0.00019	<0.00022	<0.000061	<0.000057	0.00029	<0.000037	0.0001 J	<0.000037	<0.00019	<0.00013	<0.00008
Chrysene	*0.91*	*2*														
Dibenzofuran	*0.098*	*0.29*	<0.00002	0.00029	0.00093	0.0047	0.0042	<0.00002	<0.00002	<0.00002	<0.00002	<0.00002	<0.00002	<0.00002	<0.00002	<0.00002
Di-n-butylphthalate (DBP)	*2.4*	*7.3*	<0.00002	<0.000042	<0.000034	<0.00002	<0.00002	<0.00002	<0.00002	<0.00002	<0.00002	0.000032 J	0.000025 J	<4.6E-05 J	0.00029 J	<0.00002
Fluoranthene	*0.98*	*2.9*	<0.00001	0.00017	0.00016	0.00099	0.001	<0.00001	<0.00001	<0.00001	<0.00001	0.000045 J	0.00005 J	0.000017 J	0.000024 J	<0.00001
Fluorene	*0.98*	*2.9*	<0.00003	0.00042	0.0012	0.0073	0.007	<0.00003	0.00003 J	<0.00003	<0.00003	0.00012	<0.00003	<0.00003	<0.00003	<0.00003
Naphthalene	*0.49*	*1.5*	<0.00002	<0.00002	0.0034	0.00014	0.000056 J	<0.00002	<0.00002	0.000063 J	0.00017	<0.00002	<0.00002	<0.00002	<0.00002	<0.00002
Nitrobenzene	*0.049*	*0.15*														
N-Nitrosodiphenylamine	*0.19*	*0.42*														
Pentachlorophenol	*0.001*	*0.001*														
Phenanthrene	*0.73*	*2.2*														
Phenol	*7.3*	*22*	<0.000035	<0.000035	0.0014	<0.000035	<0.000035	<0.000035	<0.000035	<0.000035	<0.000035	<0.000035	<0.000035	<0.000035	<0.000035	<0.000035
Pyrene	*0.73*	*2.2*	<0.000019	<0.000019	<0.000019	0.00049	0.00048	<0.000019	<0.000019	<0.000019	<0.000019	0.000068 J	0.00006 J	0.000029 J	0.000023 J	<0.000019
Metals																
Arsenic	*0.01*	*0.01*														

Notes:
1. All values in milligrams per liter (mg/L).
2. Concentrations > RAL and non-detects are highlighted light gray.
3. Concentrations > C/I AL and non-detects are highlighted dark gray
4. TRRP Protective Concentration Limits (PCLs) (30 TAC §350, Table 3), updated January 2021.
5. RAL = Residential Assessment Level, C/I = Commercial/Industrial
6. J = Estimated value, < = not detected at the specified detection limit.
7. MW-32A was screened in the B-CZ & replaced with MW-32AR
8. Based on historical data, MW-25A and MW-25C were likely mislabeled in March 2018 and results are provided correctly in this table.

TABLE 2
ANALYTICAL RESULTS SUMMARY (2008 - 2022)
CLASS 2 GROUNDWATER
HOUSTON, TX - WOOD PRESERVING WORKS

	Residential Assessment Level	***C/I PCL***	P-10 07/07/2021 Duplicate	P-10 01/04/2022	P-10 01/04/2022 Duplicate	P-11 01/30/2008	P-11 07/15/2008	P-11 02/04/2009	P-11 01/21/2010	P-11 06/22/2010	P-11 01/18/2011	P-11 07/27/2011	P-11 02/02/2012	P-11 07/26/2012	P-11 02/05/2013	P-11 08/01/2013
Volatile Organic Compounds																
1,2-Dichloroethane	*0.005*	*0.005*				<0.00052	<0.00052	<0.0005	<0.0005	<0.0005	<0.0005	<0.001	<0.001	<0.0005	<0.00014	<0.00014
Benzene	*0.005*	*0.005*				<0.00025	<0.00025	<0.0005	<0.0005	<0.0005	<0.0005	<0.001	<0.001	<0.0005	<0.00008	<0.00008
Chlorobenzene	*0.1*	*0.1*				<0.00047	<0.00047	<0.0005	<0.0005	<0.0005	<0.0005	<0.001	<0.001	<0.0005	<0.00012	<0.00012
Ethylbenzene	*0.7*	*0.7*				<0.00025	<0.00025	<0.0005	<0.0005	<0.0005	<0.0005	<0.0011	<0.0011	<0.0005	<0.00011	<0.00011
Methylene chloride	*0.005*	*0.005*				<0.00054	<0.00054	<0.0005	<0.0005	<0.0005	<0.0005	<0.0013	<0.0013	<0.001	<0.00015	<0.00015
Toluene	*1*	*1*				<0.00041	<0.00041	<0.0005	<0.0005	<0.0005	<0.0005	<0.001	<0.001	<0.0005	<0.00015	<0.00015
Vinyl chloride	*0.002*	*0.002*													<0.00011	
Xylenes (total)	*10*	*10*				<0.00127	<0.00127	<0.001	<0.001	<0.001	<0.001	<0.0031	<0.0031	<0.0015	<0.00026	<0.00026
Semivolatile Organic Compounds																
1,2-Diphenylhydrazine	*0.0011*	*0.0026*				<0.00008	<0.00008	<0.0001	<0.0001	<0.0001	<0.0001	<0.00005	<0.00005	<0.00005	<0.000104	<0.000105
2,4-Dimethylphenol	*0.49*	*1.5*				<0.00031	<0.00028	<0.00008	<0.00008	<0.00008	<0.00008	<0.00005	<0.00005	<0.00005	R	<0.000295
2,4-Dinitrotoluene	*0.0013*	*0.003*				<0.00021	<0.00019	<0.00009	<0.00009	<0.00009	<0.00009	<0.00005	<0.00005	<0.00005	<0.000123	<0.000124
2,6-Dinitrotoluene	*0.0013*	*0.003*				<0.00021	<0.00019	<0.00007	<0.00007	<0.00007	<0.00007	<0.00006	<0.00006	<0.00006	<0.0000755	<0.0000762
2-Chloronaphthalene	*2*	*5.8*				<0.00042	<0.00038	<0.00012	<0.0001	<0.0001	<0.0001	<0.00005	<0.00005	<0.00005	<0.0000755	<0.0000762
2-Methylnaphthalene	*0.098*	*0.29*				0.000783	<0.00038	<0.00007	<0.00007	<0.00007	<0.00007	<0.00005	0.00023	<0.000052	0.000127 J	<0.0000667
4,6-Dinitro-2-methylphenol	*0.0024*	*0.0073*				<0.00021	<0.00047	<0.00008	<0.00008	<0.00008	<0.00008	<0.00008	<0.00008	<0.00008	R	<0.00079
4-Nitrophenol	*0.049*	*0.15*				<0.00026	<0.00024	<0.00007	<0.00007	<0.00007	<0.00007	<0.00005	<0.00005	<0.00005	R	<0.000533
Acenaphthene	*1.5*	*4.4*	<0.000027	<0.000027	<0.000027	0.0776	<0.00028	0.0057	<0.00009	0.0037	<0.00009	0.00075	0.03	0.018	<0.0000755	<0.0000762
Acenaphthylene	*1.5*	*4.4*	<0.000015	<0.000015	<0.000015	<0.00031	<0.00028	<0.00006	<0.00007	<0.00007	<0.00007	<0.00005	0.0002	0.0001 J	<0.0000566	<0.0000571
Anthracene	*7.3*	*22*	<0.000014	<0.000014	<0.000026	0.00356	<0.00019	0.00015 J	<0.00007	0.00012 J	<0.00007	0.00012 J	0.0016	0.00039	0.00025 J	0.0000997 J
Benzo(a)anthracene	*0.0091*	*0.02*				<0.00021	<0.00019	<0.00007	<0.00007	<0.00007	<0.00007	<0.00005	<0.00005	<0.00005	<0.0000755	<0.0000762
Benzo(a)pyrene	*0.0002*	*0.0002*				**<0.00021**	<0.00019	<0.00008	<0.00008	<0.00008	<0.00008	<0.00005	<0.00005	<0.00005	<0.0000755	<0.0000762
bis(2-Chloroethoxy)methane	*0.00083*	*0.0019*				<0.00042	<0.00038	<0.00009	<0.00009	<0.00009	<0.00009	<0.00005	<0.00005	<0.00005	<0.000123	<0.000124
bis(2-Ethylhexyl)phthalate (DEHP)	*0.006*	*0.006*	<0.000037	<0.00011	<0.00011	0.00116 J	<0.00019	0.00022	<0.00051	<0.00021	0.0016	0.00018 J	<0.00013	0.00021	0.00036 J	0.000593 J
Chrysene	*0.91*	*2*				<0.00021	<0.00019	<0.00007	<0.00007	<0.00007	<0.00007	<0.00005	<0.00005	<0.00005	<0.0000755	<0.0000762
Dibenzofuran	*0.098*	*0.29*	<0.00002	<0.00002	<0.00002	<0.00031	<0.00028	0.00024	<0.00008	0.000093 J	<0.00008	0.00013 J	0.0035	0.00059	0.000135 J	<0.0000762
Di-n-butylphthalate (DBP)	*2.4*	*7.3*	<0.00002	<0.00002	<0.000028	<0.00021	<0.00019	<0.00007	<0.00007	<0.00007	<0.00007	<0.00005	<0.00005	<0.00005	<0.000104	<0.000105
Fluoranthene	*0.98*	*2.9*	<0.00001	<0.00001	<0.00001	0.0061	<0.00019	<0.00007	<0.00007	0.00042	<0.00007	0.000081 J	0.0022	0.00048	<0.000066	<0.0000667
Fluorene	*0.98*	*2.9*	<0.00003	<0.00003	<0.00003	0.0219	<0.00019	0.0018	<0.00007	0.0016	<0.00007	0.000082 J	0.011	0.0044 J	0.0000769 J	<0.0000667
Naphthalene	*0.49*	*1.5*	<0.00002	<0.00002	<0.00002	0.0324	<0.00038	0.0027	<0.0001	0.0027	<0.0001	0.00013 J	0.0017	<0.00026	0.000662	<0.0000762
Nitrobenzene	*0.049*	*0.15*				<0.00042	<0.00038	<0.00009	<0.00009	<0.00009	<0.00009	<0.00005	<0.00005	<0.00005	<0.000104	<0.000105
N-Nitrosodiphenylamine	*0.19*	*0.42*				<0.00026	<0.00024	<0.00009	<0.00009	<0.00009	<0.00009	<0.00005	<0.00005	<0.00005	<0.0000943	<0.0000952
Pentachlorophenol	*0.001*	*0.001*				<0.00021	<0.00019	<0.00008	<0.00008	<0.00008	<0.00008	<0.00005	<0.00005	<0.00005	R	<0.000581
Phenanthrene	*0.73*	*2.2*				0.0196	<0.00019	0.00048	<0.00007	0.00053	<0.00007	0.000086 J	0.0045	0.00055	0.0000854 J	<0.0000571
Phenol	*7.3*	*22*	<0.000035	<0.000035	<0.000035	<0.00021	<0.00019	<0.00007	<0.00007	<0.00007	<0.00007	<0.00005	<0.00015	<0.00005	R	<0.0000381
Pyrene	*0.73*	*2.2*	<0.000019	<0.000019	<0.000019	0.00369	<0.00019	<0.00007	<0.00007	0.00015 J	<0.00007	<0.00005	0.0013	0.00023	<0.000104	<0.000105
Metals																
Arsenic	*0.01*	*0.01*														

Notes:
1. All values in milligrams per liter (mg/L).
2. Concentrations > RAL and non-detects are highlighted light gray.
3. Concentrations > C/I AL and non-detects are highlighted dark gray
4. TRRP Protective Concentration Limits (PCLs) (30 TAC §350, Table 3), updated January 2021.
5. RAL = Residential Assessment Level, C/I = Commercial/Industrial
6. J = Estimated value, < = not detected at the specified detection limit.
7. MW-32A was screened in the B-CZ & replaced with MW-32AR
8. Based on historical data, MW-25A and MW-25C were likely mislabeled in March 2018 and results are provided correctly in this table.

TABLE 2
ANALYTICAL RESULTS SUMMARY (2008 - 2022)
CLASS 2 GROUNDWATER
HOUSTON, TX - WOOD PRESERVING WORKS

	Residential Assessment Level	***C/I PCL***	P-11 01/15/2014	P-11 07/29/2014	P-11 01/24/2018	P-11 03/23/2018	P-11 05/24/2018	P-11 01/09/2019	P-11 07/11/2019	P-11 01/14/2020	P-11 07/16/2020	P-11 01/13/2021	P-11 07/07/2021	P-11 01/07/2022	P-12 01/29/2008	P-12 07/16/2008
Volatile Organic Compounds																
1,2-Dichloroethane	*0.005*	*0.005*	<0.0002	<0.00014	<0.0002	<0.0002	<0.0002	<0.0002	<0.0002	<0.0002	<0.0002	<0.0002	<0.0002	<0.0002		<0.00109
Benzene	*0.005*	*0.005*	0.000207 J	<0.00008	<0.0002	<0.0002	0.00021 J	<0.0002	<0.0002	<0.0002	<0.0002	<0.0002	<0.0002	<0.0002		<0.00112
Chlorobenzene	*0.1*	*0.1*	<0.00018	<0.00012	<0.0003	<0.0003	<0.0003	<0.0003	<0.0003	<0.0003	<0.0003	<0.0003	<0.0003	<0.0003		<0.0015
Ethylbenzene	*0.7*	*0.7*	0.000253 J	<0.00011	<0.0003	<0.0003	<0.0003	<0.0003	<0.0003	<0.0003	<0.0003	<0.0003	<0.0003	<0.0003		<0.00142
Methylene chloride	*0.005*	*0.005*	<0.00022	<0.00015	<0.001	<0.001	<0.001	<0.001	<0.001	<0.001	<0.001	<0.001	<0.001	<0.001		<0.00122
Toluene	*1*	*1*	<0.00017	<0.00015	<0.0002	<0.0002	<0.0002	<0.0002	<0.0002	<0.0002	<0.0002	<0.0002	<0.0002	<0.0002		<0.00138
Vinyl chloride	*0.002*	*0.002*														
Xylenes (total)	*10*	*10*	<0.00058	<0.00026	<0.0003	<0.0003	0.00032 J	<0.0003	<0.0003	<0.0003	<0.0003	<0.0003	<0.0003	<0.0003		<0.00302
Semivolatile Organic Compounds																
1,2-Diphenylhydrazine	*0.0011*	*0.0026*	<0.000104	<0.000108	<0.000021	<0.000021	<0.000021	<0.000021	<0.000021	<0.000021	0.00014 J	0.00086	<0.000021	<0.000021		
2,4-Dimethylphenol	*0.49*	*1.5*	<0.000292	<0.000304	<0.00004	<0.00004	<0.00004	<0.00004	<0.00004	<0.00004	<0.00004	<0.00004	<0.00004	<0.00004		
2,4-Dinitrotoluene	*0.0013*	*0.003*	<0.000123	<0.000127	<0.000058	<0.000058	<0.000059	<0.000058	<0.000058	<0.000058	<0.000058	<0.000058	<0.000058	<0.000058		
2,6-Dinitrotoluene	*0.0013*	*0.003*	<0.0000755	<0.0000784	<0.000042	<0.000042	<0.000042	<0.000042	<0.000042	<0.000042	<0.000042	<0.000042	<0.000042	<0.000042		
2-Chloronaphthalene	*2*	*5.8*	<0.0000755	<0.0000784	<0.000021	<0.000021	<0.000021	<0.000021	<0.000021	<0.000021	<0.000021	<0.000021	<0.000021	<0.000021		
2-Methylnaphthalene	*0.098*	*0.29*	0.000257 J	<0.0000686	<0.000019	<0.000019	0.00015	<0.000019	0.00005 J	0.000076 J	<0.000019	0.001	<0.000019	0.00048		
4,6-Dinitro-2-methylphenol	*0.0024*	*0.0073*	<0.000783	<0.000814	<0.00002	<0.00002	<0.00002	<0.00002	<0.00002	<0.00002	<0.00002	<0.00002	<0.00002	<0.00002		
4-Nitrophenol	*0.049*	*0.15*	<0.000528	<0.000549	<0.000047	<0.000047	<0.000047	<0.000047	<0.000047	<0.000047	<0.000047	<0.000047	<0.000047	<0.000047		
Acenaphthene	*1.5*	*4.4*	0.00951	0.000653	<0.000027	0.00021	0.081	<0.000027	0.0019	0.0046	0.0008	0.091	0.0015	0.02	<0.00029	<0.0003
Acenaphthylene	*1.5*	*4.4*	<0.0000566	<0.0000588	<0.000015	<0.000015	<0.000015	<0.000015	<0.000015	<0.000015	<0.000015	0.00033	<0.000015	<0.000015	<0.00029	<0.0003
Anthracene	*7.3*	*22*	0.000503	0.000119 J	<0.000014	<0.000014	0.0037	<0.000014	0.000063 J	0.000081 J	0.000078 J	0.0036	<0.000014	0.00042	0.000645	0.000552
Benzo(a)anthracene	*0.0091*	*0.02*	<0.0000755	<0.0000784	<0.00005	<0.00005	<0.000051	<0.00005	<0.00005	<0.00005	<0.00005	<0.00005	<0.00005	<0.00005		
Benzo(a)pyrene	*0.0002*	*0.0002*	<0.0000755	<0.0000784	<0.00002	<0.00002	<0.00002	<0.00002	<0.00002	<0.00002	<0.00002	<0.00002	<0.00002	<0.00002		
bis(2-Chloroethoxy)methane	*0.00083*	*0.0019*	<0.000123	<0.000127	<0.00003	<0.00003	<0.00003	<0.00003	<0.00003	<0.00003	<0.00003	0.00007 J	<0.00003	<0.00003		
bis(2-Ethylhexyl)phthalate (DEHP)	*0.006*	*0.006*	0.00403	<0.000711	0.00018 J	<0.000037	0.000063 J	<0.000037	0.000087 J	<0.000037	<0.000068	<0.000037	0.00019 J	0.000093 J	<0.00019	0.00034 J
Chrysene	*0.91*	*2*	<0.0000755	<0.0000784	<0.000021	<0.000021	<0.000021	<0.000021	<0.000021	<0.000021	<0.000021	<0.000021	<0.000021	<0.000021		
Dibenzofuran	*0.098*	*0.29*	0.00103	0.000176 J	<0.00002	<0.00002	0.0016	<0.00002	0.000079 J	0.00016	<0.00019	0.0032	0.000084 J	0.0015	<0.00029	<0.0003
Di-n-butylphthalate (DBP)	*2.4*	*7.3*	<0.000104	<0.000108	<0.00002	<0.00002	0.000025 J	<0.00002	<0.00002	<0.00002	<0.000025	<0.00002	0.000055 J	<0.00002	<0.00019	0.00085 J
Fluoranthene	*0.98*	*2.9*	0.000287 J	0.0000771 J	0.000038 J	<0.00001	0.0056	<0.00001	0.00006 J	<0.00001	0.00022	0.0039	0.000085 J	0.00037	<0.00019	<0.0002
Fluorene	*0.98*	*2.9*	0.00264	0.000344 J	0.000045 J	<0.00003	0.037	<0.00003	0.00074	0.0013	<0.00017	0.041	0.00015	0.0055	<0.00019	<0.0002
Naphthalene	*0.49*	*1.5*	0.0554	<0.0000784	<0.00002	<0.00002	0.0024	<0.00002	<0.0018	0.00048	<0.00011	0.0018	<0.00022	<0.00041	<0.00038	0.000626
Nitrobenzene	*0.049*	*0.15*	<0.000104	<0.000108	<0.000024	<0.000024	<0.000024	<0.000024	<0.000024	<0.000024	<0.000024	<0.000024	<0.000024	<0.000024		
N-Nitrosodiphenylamine	*0.19*	*0.42*	<0.0000943	<0.000098	<0.000025	<0.000025	<0.000025	<0.000025	<0.000025	<0.000025	<0.000025	<0.000025	<0.000025	<0.000025		
Pentachlorophenol	*0.001*	*0.001*	<0.000575	<0.000598	<0.000079	<0.000079	<0.00008	<0.000079	<0.000079	<0.000079	<0.000079	<0.000079	<0.000079	<0.000079		
Phenanthrene	*0.73*	*2.2*	0.00189	<0.000317	<0.000021	<0.000021	0.04	<0.000021	0.0002	0.00035	<0.00024	<0.037	<0.000021	0.0029		
Phenol	*7.3*	*22*	<0.0000377	<0.0000392	<0.000035	<0.000035	<0.000035	<0.000035	<0.000035	<0.000035	<0.000035	<0.000035	<0.000035	<0.000035	<0.00019	<0.0002
Pyrene	*0.73*	*2.2*	0.000274 J	<0.000108	0.000039 J	<0.000019	0.0032	<0.000019	0.000036 J	<0.000019	0.0001	0.0021	0.000039 J	0.0002	0.00932	0.00211
Metals																
Arsenic	*0.01*	*0.01*			**0.0374**	**0.016**	**0.0622**	**0.0183**	**0.0704**	**0.036**	**0.0116**	**0.0867**	0.00921	**0.0933**		

Notes:

1. All values in milligrams per liter (mg/L).
2. Concentrations > RAL and non-detects are highlighted light gray.
3. Concentrations > C/I AL and non-detects are highlighted dark gray
4. TRRP Protective Concentration Limits (PCLs) (30 TAC §350, Table 3), updated January 2021.
5. RAL = Residential Assessment Level, C/I = Commercial/Industrial
6. J = Estimated value, < = not detected at the specified detection limit.
7. MW-32A was screened in the B-CZ & replaced with MW-32AR
8. Based on historical data, MW-25A and MW-25C were likely mislabeled in March 2018 and results are provided correctly in this table.

TABLE 2
ANALYTICAL RESULTS SUMMARY (2008 - 2022)
CLASS 2 GROUNDWATER
HOUSTON, TX - WOOD PRESERVING WORKS

	Residential Assessment Level	***C/I PCL***	P-12 07/16/2008 Duplicate	P-12 01/22/2009	P-12 01/22/2009 Duplicate	P-12 07/22/2009	P-12 01/22/2010	P-12 07/14/2010	P-12 01/12/2011	P-12 07/12/2011	P-12 01/31/2012	P-12 07/11/2012	P-12 01/09/2013	P-12 07/11/2013	P-12 01/09/2014	P-12 07/02/2014
Volatile Organic Compounds																
1,2-Dichloroethane	*0.005*	*0.005*	<0.00052													
Benzene	*0.005*	*0.005*	<0.00025													
Chlorobenzene	*0.1*	*0.1*	<0.00047													
Ethylbenzene	*0.7*	*0.7*	<0.00025													
Methylene chloride	*0.005*	*0.005*	<0.00054													
Toluene	*1*	*1*	<0.00041													
Vinyl chloride	*0.002*	*0.002*														
Xylenes (total)	*10*	*10*	<0.00127													
Semivolatile Organic Compounds																
1,2-Diphenylhydrazine	*0.0011*	*0.0026*														
2,4-Dimethylphenol	*0.49*	*1.5*														
2,4-Dinitrotoluene	*0.0013*	*0.003*														
2,6-Dinitrotoluene	*0.0013*	*0.003*														
2-Chloronaphthalene	*2*	*5.8*														
2-Methylnaphthalene	*0.098*	*0.29*				<0.0009										<0.000066
4,6-Dinitro-2-methylphenol	*0.0024*	*0.0073*														
4-Nitrophenol	*0.049*	*0.15*														
Acenaphthene	*1.5*	*4.4*	<0.0003	<0.0008	<0.0008	<0.0009	<0.0009	<0.0009	<0.0009	<0.0005	<0.0005	<0.0005	<0.0000755	<0.00008	<0.0000741	<0.0000755
Acenaphthylene	*1.5*	*4.4*	<0.0003	<0.0007	<0.0007	<0.0005	<0.0005	<0.0005	<0.0005	<0.0005	<0.0005	<0.0005	<0.0000566	<0.00006	<0.0000556	<0.0000566
Anthracene	*7.3*	*22*	0.000566	<0.0007	<0.0007	<0.0006	<0.0006	<0.0006	<0.0006	<0.0005	<0.0005	<0.0005	<0.0000472	<0.00005	0.0002 J	0.000189 J
Benzo(a)anthracene	*0.0091*	*0.02*														
Benzo(a)pyrene	*0.0002*	*0.0002*														
bis(2-Chloroethoxy)methane	*0.00083*	*0.0019*														
bis(2-Ethylhexyl)phthalate (DEHP)	*0.006*	*0.006*	0.00064 J	<0.0012	<0.0012	<0.0033	<0.0033	<0.0033	<0.0033	<0.0005	<0.0005	<0.0005	0.00142 J	0.00039 J	0.000515 J	0.000439 J
Chrysene	*0.91*	*2*														
Dibenzofuran	*0.098*	*0.29*	<0.0003	<0.0007	<0.0007	<0.0007	<0.0007	<0.0007	<0.0007	<0.0005	<0.0005	<0.0005	<0.0000755	<0.00008	<0.0000741	<0.0000755
Di-n-butylphthalate (DBP)	*2.4*	*7.3*	0.00087 J	<0.0007	<0.0007	<0.0005	<0.0005	<0.0005	<0.0005	<0.0005	<0.0005	<0.0005	<0.000104	<0.00011	<0.000416	0.000144 J
Fluoranthene	*0.98*	*2.9*	<0.0002	<0.0006	<0.0006	<0.0005	<0.0005	<0.0005	<0.0005	<0.0005	<0.0005	<0.0005	<0.000066	<0.00007	<0.0000648	<0.000066
Fluorene	*0.98*	*2.9*	<0.0002	<0.0008	<0.0008	<0.0006	<0.0006	<0.0006	<0.0006	<0.0005	<0.0005	<0.0005	<0.000066	<0.00007	<0.0000648	<0.000066
Naphthalene	*0.49*	*1.5*	0.000639	<0.0008	<0.0008	<0.0006	<0.0006	<0.0006	0.0006 J	<0.0005	<0.0005	<0.0005	<0.0000755	<0.00008	<0.0000741	<0.0000755
Nitrobenzene	*0.049*	*0.15*														
N-Nitrosodiphenylamine	*0.19*	*0.42*														
Pentachlorophenol	*0.001*	*0.001*														
Phenanthrene	*0.73*	*2.2*				<0.0005										<0.0000566
Phenol	*7.3*	*22*	<0.0002	<0.0015	<0.0015	<0.0005	<0.0005	<0.0005	0.0005 J	<0.0005	<0.0005	<0.0005	<0.0000377	<0.00004	<0.000037	<0.0000377
Pyrene	*0.73*	*2.2*	0.00166	0.0026 J	0.0012 J	<0.0005	<0.0005	<0.0005	<0.0005	<0.0005	<0.0005	<0.0005	<0.000104	<0.00011	<0.000102	0.00189
Metals																
Arsenic	*0.01*	*0.01*														

Notes:
1. All values in milligrams per liter (mg/L).
2. Concentrations > RAL and non-detects are highlighted light gray.
3. Concentrations > C/I AL and non-detects are highlighted dark gray
4. TRRP Protective Concentration Limits (PCLs) (30 TAC §350, Table 3), updated January 2021.
5. RAL = Residential Assessment Level, C/I = Commercial/Industrial
6. J = Estimated value, < = not detected at the specified detection limit.
7. MW-32A was screened in the B-CZ & replaced with MW-32AR
8. Based on historical data, MW-25A and MW-25C were likely mislabeled in March 2018 and results are provided correctly in this table.

TABLE 2
ANALYTICAL RESULTS SUMMARY (2008 - 2022)
CLASS 2 GROUNDWATER
HOUSTON, TX - WOOD PRESERVING WORKS

	Residential Assessment Level	***C/I PCL***	P-12 01/07/2015	P-12 07/08/2015	P-12 01/13/2016	P-12 07/07/2016	P-12 01/12/2017	P-12 07/13/2017	P-12 01/04/2018	P-12 07/19/2018	P-12 01/07/2019	P-12 07/01/2019	P-12 01/13/2020	P-12 07/15/2020	P-12 01/06/2021	P-12 07/07/2021
Volatile Organic Compounds																
1,2-Dichloroethane	*0.005*	*0.005*														
Benzene	*0.005*	*0.005*														
Chlorobenzene	*0.1*	*0.1*														
Ethylbenzene	*0.7*	*0.7*														
Methylene chloride	*0.005*	*0.005*														
Toluene	*1*	*1*														
Vinyl chloride	*0.002*	*0.002*														
Xylenes (total)	*10*	*10*														
Semivolatile Organic Compounds																
1,2-Diphenylhydrazine	*0.0011*	*0.0026*														
2,4-Dimethylphenol	*0.49*	*1.5*														
2,4-Dinitrotoluene	*0.0013*	*0.003*														
2,6-Dinitrotoluene	*0.0013*	*0.003*														
2-Chloronaphthalene	*2*	*5.8*														
2-Methylnaphthalene	*0.098*	*0.29*														
4,6-Dinitro-2-methylphenol	*0.0024*	*0.0073*														
4-Nitrophenol	*0.049*	*0.15*														
Acenaphthene	*1.5*	*4.4*	<0.0000792	<0.000027	<0.000027	<0.000027	<0.000027	<0.000027	<0.000027	<0.000027	<0.000027	<0.000027	<0.000027	<0.000027	<0.000027	<0.000027
Acenaphthylene	*1.5*	*4.4*	<0.0000594	<0.000015	<0.000015	<0.000015	<0.000015	<0.000015	<0.000015	<0.000015	<0.000015	<0.000015	<0.000015	<0.000015	<0.000015	<0.000015
Anthracene	*7.3*	*22*	<0.0000495	<0.000014	<0.000014	0.000026 J	<0.000014	<0.000014	0.000036 J	<0.000014	0.000063 J	0.000052 J	0.0001	<0.000014	<0.000014	<0.000014
Benzo(a)anthracene	*0.0091*	*0.02*														
Benzo(a)pyrene	*0.0002*	*0.0002*														
bis(2-Chloroethoxy)methane	*0.00083*	*0.0019*														
bis(2-Ethylhexyl)phthalate (DEHP)	*0.006*	*0.006*	<0.000366	0.00055	0.00036	0.000086 J	0.00029	0.00026	<0.00012	<0.00009	<0.000037	<0.000037	<0.000037	<0.000037	<0.00004	<0.000037
Chrysene	*0.91*	*2*														
Dibenzofuran	*0.098*	*0.29*	<0.0000792	<0.00002	<0.00002	<0.00002	<0.00002	<0.00002	<0.00002	<0.00002	<0.00002	<0.00002	<0.00002	<0.00002	<0.00002	<0.00002
Di-n-butylphthalate (DBP)	*2.4*	*7.3*	<0.000109	<0.00002	<0.00002	<0.00002	<0.00002	<0.00002	<0.000022	<0.00002	<0.00002	<0.00002	<0.00002	<0.00002	<0.00002	0.00004 J
Fluoranthene	*0.98*	*2.9*	<0.0000693	<0.00001	<0.00001	<0.00001	<0.00001	<0.00001	<0.00001	<0.00001	<0.00001	<0.00001	<0.00001	<0.00001	0.000023 J	<0.00001
Fluorene	*0.98*	*2.9*	<0.0000693	<0.00003	<0.00003	<0.00003	<0.00003	<0.00003	<0.00003	<0.00003	<0.00003	<0.00003	<0.00003	<0.00003	<0.00003	<0.00003
Naphthalene	*0.49*	*1.5*	<0.0000792	<0.00002	<0.00002	<0.00002	<0.00002	<0.00002	<0.00002	<0.00002	<0.00002	<0.00002	0.00016	<0.00002	<0.00002	<0.00002
Nitrobenzene	*0.049*	*0.15*														
N-Nitrosodiphenylamine	*0.19*	*0.42*														
Pentachlorophenol	*0.001*	*0.001*														
Phenanthrene	*0.73*	*2.2*														
Phenol	*7.3*	*22*	<0.0000396	<0.000035	<0.000035	<0.000035	<0.000035	<0.000035	<0.000035	<0.000035	<0.000035	<0.000035	<0.000035	<0.000035	0.000073 J	<0.000035
Pyrene	*0.73*	*2.2*	0.00152 J	<0.000019	<0.000019	<0.000019	<0.000019	<0.000019	0.000097 J	<0.000019	<0.000019	<0.000019	0.00063	<0.000019	0.00092	<0.000019
Metals																
Arsenic	*0.01*	*0.01*														

Notes:
1. All values in milligrams per liter (mg/L).
2. Concentrations > RAL and non-detects are highlighted light gray.
3. Concentrations > C/I AL and non-detects are highlighted dark gray
4. TRRP Protective Concentration Limits (PCLs) (30 TAC §350, Table 3), updated January 2021.
5. RAL = Residential Assessment Level, C/I = Commercial/Industrial
6. J = Estimated value, < = not detected at the specified detection limit.
7. MW-32A was screened in the B-CZ & replaced with MW-32AR
8. Based on historical data, MW-25A and MW-25C were likely mislabeled in March 2018 and results are provided correctly in this table.

TABLE 2
ANALYTICAL RESULTS SUMMARY (2008 - 2022)
CLASS 2 GROUNDWATER
HOUSTON, TX - WOOD PRESERVING WORKS

	Residential Assessment Level	***C/I PCL***	P-12 01/03/2022	TW-41B 01/19/2010	TW-41B 07/27/2011	TW-41B 02/01/2012	TW-41B 07/26/2012	TW-41B 02/05/2013	TW-41B 07/31/2013	TW-41B 01/16/2014	TW-41B 07/25/2014	TW-41B 01/24/2018	TW-41B 03/20/2018	TW-41B 05/16/2018	TW-41B 01/09/2019	TW-41B 07/12/2019
Volatile Organic Compounds																
1,2-Dichloroethane	*0.005*	*0.005*		<0.0005	<0.001	<0.001	<0.0005	<0.00014	<0.00014	<0.0002	<0.00014	<0.0002	<0.0002	<0.0002	<0.002	<0.0002
Benzene	*0.005*	*0.005*		<0.0005	<0.001	<0.001	<0.0005	<0.00008	0.000347 J	<0.0002	0.000594 J	0.00065 J	0.001 J	0.0013	<0.002	<0.0013
Chlorobenzene	*0.1*	*0.1*		<0.0005	<0.001	<0.001	<0.0005	<0.00012	<0.00012	<0.00018	<0.00012	<0.0003	<0.0003	<0.0003	<0.003	<0.0003
Ethylbenzene	*0.7*	*0.7*		<0.0005	0.0075	<0.0011	<0.0005	<0.00011	0.00115	<0.00019	0.00501	<0.0003	0.0036	0.0029	<0.003	<0.0011
Methylene chloride	*0.005*	*0.005*		<0.0005	<0.0013	<0.0013	<0.001	<0.00015	<0.00015	<0.00022	<0.00015	<0.001	<0.001	<0.001	**<0.01**	<0.001
Toluene	*1*	*1*		<0.0005	0.0033 J	<0.001	<0.0005	<0.00015	<0.000279	<0.00017	0.00116	<0.0002	0.00068 J	0.0012	<0.002	<0.0011
Vinyl chloride	*0.002*	*0.002*						<0.00011			<0.00011					
Xylenes (total)	*10*	*10*		<0.001	0.0052 J	<0.0031	<0.0015	<0.00026	0.000386 J	<0.00058	0.0101	0.0079	0.013	0.015	<0.003	0.019
Semivolatile Organic Compounds																
1,2-Diphenylhydrazine	*0.0011*	*0.0026*		<0.0001	<0.00005	<0.00005	<0.00005	<0.000104	<0.000105	<0.000104	<0.000107	<0.000021	<0.000021	<0.000021	<0.000021	<0.000021
2,4-Dimethylphenol	*0.49*	*1.5*		<0.00008	<0.00005	0.00005 J	0.0014	<0.000292	<0.000295	<0.000292	<0.000301	<0.000041	<0.00004	<0.00004	<0.00004	<0.00004
2,4-Dinitrotoluene	*0.0013*	*0.003*		<0.00009	<0.00005	0.00005 J	<0.00005	<0.000123	<0.000124	<0.000123	<0.000126	<0.000059	<0.000058	<0.000058	<0.000058	<0.000058
2,6-Dinitrotoluene	*0.0013*	*0.003*		<0.00007	<0.00006	0.00006 J	<0.00006	<0.0000755	<0.0000762	<0.0000755	<0.0000777	<0.000043	<0.000042	<0.000042	<0.000042	<0.000042
2-Chloronaphthalene	*2*	*5.8*		<0.0001	<0.00005	0.00005 J	<0.00005	<0.0000755	<0.0000762	<0.0000755	<0.0000777	<0.000021	<0.000021	<0.000021	<0.000021	<0.000021
2-Methylnaphthalene	*0.098*	*0.29*		<0.00007	0.015	0.00005 J	<0.0001	<0.000066	0.000256 J	<0.0000846	0.0125	0.0003	0.011	0.026	0.0098	0.067
4,6-Dinitro-2-methylphenol	*0.0024*	*0.0073*		<0.00008	<0.00008	<0.00008	<0.00008	<0.000783	<0.00079	<0.000783	<0.000806	<0.00002	<0.00002	<0.00002	<0.00002	<0.00002
4-Nitrophenol	*0.049*	*0.15*		<0.00007	<0.00005	0.00005 J	<0.00005	<0.000528	<0.000533	<0.000528	<0.000544	<0.000048	<0.000047	<0.000047	<0.000047	<0.000047
Acenaphthene	*1.5*	*4.4*	<0.000027	<0.00009	0.041	0.00005 J	0.039	<0.0000755	0.0252	<0.0000755	0.142	0.087	0.072	0.08	0.058	0.15
Acenaphthylene	*1.5*	*4.4*	<0.000015	<0.00007	0.00053	0.00005 J	0.00041	0.0000751 J	0.000409 J	0.0000926 J	0.00185	0.0019	0.0017	0.0016	0.00091	0.0014
Anthracene	*7.3*	*22*	<0.000014	<0.00007	0.0022	0.00016 J	0.0011	0.000979	0.00161	0.00093	0.00697	0.0016	0.0034	0.0039	0.0023	0.0055
Benzo(a)anthracene	*0.0091*	*0.02*		<0.00007	<0.00005	<0.00005	<0.00005	<0.0000755	0.0000879 J	<0.0000755	<0.0000777	<0.000051	<0.00005	<0.00005	<0.00005	<0.00005
Benzo(a)pyrene	*0.0002*	*0.0002*		<0.00008	<0.00005	<0.00005	<0.00005	<0.0000755	<0.0000762	<0.0000755	<0.0000777	<0.00002	<0.00002	<0.00002	0.000097 J	<0.00002
bis(2-Chloroethoxy)methane	*0.00083*	*0.0019*		<0.00009	<0.00005	0.00005 J	<0.00005	<0.000123	<0.000124	<0.000123	<0.000126	<0.000031	<0.00003	<0.00003	<0.00003	<0.00003
bis(2-Ethylhexyl)phthalate (DEHP)	*0.006*	*0.006*	<0.000062	0.0011	0.00022	<0.00023	<0.0001	<0.000349	<0.000352	<0.000349	<0.000359	0.000058 J	<0.000037	<0.000037	<0.000037	<0.000037
Chrysene	*0.91*	*2*		<0.00007	<0.00005	<0.00005	<0.00005	<0.0000755	<0.0000762	<0.0000755	<0.0000777	<0.000021	<0.000021	<0.000021	<0.000021	<0.000021
Dibenzofuran	*0.098*	*0.29*	<0.00002	<0.00008	0.029	0.00005 J	0.016	<0.0000755	0.0104	<0.0000755	0.0845	0.022	0.026	0.034	0.026	0.074
Di-n-butylphthalate (DBP)	*2.4*	*7.3*	<0.00002	<0.00007	<0.00005	<0.00005	<0.0001	<0.000104	<0.000138	0.000116 J	<0.000107	<0.00002	<0.00002	<0.00002	<0.00002	<0.00002
Fluoranthene	*0.98*	*2.9*	<0.00001	<0.00007	0.0022	<0.00005	0.0015	<0.000066	0.00153	0.000206 J	0.00475	0.0019	0.0026	0.0022	0.0014	0.0034
Fluorene	*0.98*	*2.9*	<0.00003	0.00015 J	0.028	0.00005 J	0.0054 J	0.0000917 J	0.00386	<0.000066	<0.0811	0.035	0.037	0.045	0.035	0.085
Naphthalene	*0.49*	*1.5*	<0.00002	0.00014 J	0.049	0.00051 J	<0.0013	0.000156 J	0.00309 J	<0.000259	0.149	0.027	0.12	0.28	0.061	**0.69**
Nitrobenzene	*0.049*	*0.15*		<0.00009	<0.00005	0.00005 J	<0.00005	<0.000104	<0.000105	<0.000104	<0.000107	<0.000024	<0.000024	<0.000024	<0.000024	<0.000024
N-Nitrosodiphenylamine	*0.19*	*0.42*		<0.00009	<0.00005	<0.00005	<0.00005	<0.0000943	<0.0000952	<0.0000943	<0.0000971	<0.000026	<0.000025	<0.000025	<0.000025	<0.000025
Pentachlorophenol	*0.001*	*0.001*		<0.00008	<0.00005	0.00005 J	<0.00005	<0.000575	<0.000581	<0.000575	<0.000592	<0.000081	<0.000079	<0.000079	<0.000079	<0.000079
Phenanthrene	*0.73*	*2.2*		<0.00007	0.019	<0.00005	<0.00005	<0.0000566	0.000659	<0.000176	0.0573	0.00048	0.0089	0.013	0.0035	0.027
Phenol	*7.3*	*22*	<0.000035	<0.00007	<0.00005	0.000057 J	0.0016	<0.0000377	<0.0000381	<0.0000377	<0.0000388	<0.000036	<0.000035	<0.000035	<0.000035	<0.000035
Pyrene	*0.73*	*2.2*	<0.000019	<0.00007	0.00095	<0.00005	0.00066	<0.000104	0.000702	0.000223 J	0.00209	0.00083	0.0011	0.001	0.00056	0.0014
Metals																
Arsenic	*0.01*	*0.01*										**0.0376**	**0.0953**	**0.0976**	**0.125**	**0.113**

Notes:

1. All values in milligrams per liter (mg/L).
2. Concentrations > RAL and non-detects are highlighted light gray.
3. Concentrations > C/I AL and non-detects are highlighted dark gray
4. TRRP Protective Concentration Limits (PCLs) (30 TAC §350, Table 3), updated January 2021.
5. RAL = Residential Assessment Level, C/I = Commercial/Industrial
6. J = Estimated value, < = not detected at the specified detection limit.
7. MW-32A was screened in the B-CZ & replaced with MW-32AR
8. Based on historical data, MW-25A and MW-25C were likely mislabeled in March 2018 and results are provided correctly in this table.

TABLE 2
ANALYTICAL RESULTS SUMMARY (2008 - 2022)
CLASS 2 GROUNDWATER
HOUSTON, TX - WOOD PRESERVING WORKS

	Residential Assessment Level	***C/I PCL***	TW-41B 01/13/2020	TW-41B 07/17/2020	TW-41B 01/14/2021	TW-41B 07/08/2021	TW-41B 01/05/2022
Volatile Organic Compounds							
1,2-Dichloroethane	*0.005*	*0.005*	<0.0002	<0.0002	<0.0002	<0.001	<0.001
Benzene	*0.005*	*0.005*	0.00039 J	0.0017	0.00074 J	<0.001	0.0019 J
Chlorobenzene	*0.1*	*0.1*	<0.0003	<0.0003	<0.0003	<0.0015	<0.0015
Ethylbenzene	*0.7*	*0.7*	<0.0003	0.0015	<0.0003	0.0081	<0.0015
Methylene chloride	*0.005*	*0.005*	<0.001	<0.001	<0.001	<0.005	**0.0078 J**
Toluene	*1*	*1*	<0.0002	0.0016	<0.0002	0.0046 J	<0.001
Vinyl chloride	*0.002*	*0.002*					
Xylenes (total)	*10*	*10*	0.0021	0.021	0.0073	0.016	0.015
Semivolatile Organic Compounds							
1,2-Diphenylhydrazine	*0.0011*	*0.0026*	<0.000021	<0.000021	0.00052	<0.000021	<0.000021
2,4-Dimethylphenol	*0.49*	*1.5*	0.00017 J	<0.00004	0.00056	<0.00004	<0.00004
2,4-Dinitrotoluene	*0.0013*	*0.003*	<0.000058	<0.000058	<0.000058	<0.000058	<0.000058
2,6-Dinitrotoluene	*0.0013*	*0.003*	<0.000042	<0.000042	<0.000042	<0.000042	<0.000042
2-Chloronaphthalene	*2*	*5.8*	0.00012 J	<0.000021	<0.000021	<0.000021	<0.000021
2-Methylnaphthalene	*0.098*	*0.29*	0.0071	0.029	0.0028	0.087	0.039
4,6-Dinitro-2-methylphenol	*0.0024*	*0.0073*	<0.00002	<0.00002	<0.00002	<0.00002	<0.00002
4-Nitrophenol	*0.049*	*0.15*	<0.000047	<0.000047	<0.000047	<0.000047	<0.000047
Acenaphthene	*1.5*	*4.4*	0.12	0.065	0.068	0.15	0.09
Acenaphthylene	*1.5*	*4.4*	0.0011	0.0011	0.00096	0.0019	0.0016
Anthracene	*7.3*	*22*	0.0031	0.0039	0.0023	0.0077	0.0042
Benzo(a)anthracene	*0.0091*	*0.02*	<0.00005	<0.00005	0.00013	<0.00005	<0.00005
Benzo(a)pyrene	*0.0002*	*0.0002*	<0.00002	<0.00002	0.000062 J	<0.00002	<0.00002
bis(2-Chloroethoxy)methane	*0.00083*	*0.0019*	<0.00003	<0.00003	<0.00003	<0.00003	<0.00003
bis(2-Ethylhexyl)phthalate (DEHP)	*0.006*	*0.006*	<0.000037	<0.000037	<0.00016	<0.00027	<0.000037
Chrysene	*0.91*	*2*	<0.000021	<0.000021	0.00013	<0.000021	<0.000021
Dibenzofuran	*0.098*	*0.29*	0.055	0.034	0.029	0.079	0.053
Di-n-butylphthalate (DBP)	*2.4*	*7.3*	<0.00002	<0.00002	<0.00002	<0.00002	<0.00002
Fluoranthene	*0.98*	*2.9*	0.0021	0.0025	0.0019	0.0052	0.0028
Fluorene	*0.98*	*2.9*	0.078	0.044	0.04	0.12	0.069
Naphthalene	*0.49*	*1.5*	0.058	**0.6**	0.013	0.3	0.21
Nitrobenzene	*0.049*	*0.15*	<0.000024	<0.000024	<0.000024	<0.000024	<0.000024
N-Nitrosodiphenylamine	*0.19*	*0.42*	<0.000025	<0.000025	<0.000025	<0.000025	<0.000025
Pentachlorophenol	*0.001*	*0.001*	<0.000079	<0.000079	<0.000079	<0.000079	<0.000079
Phenanthrene	*0.73*	*2.2*	0.0084	0.018	0.006	0.053	0.025
Phenol	*7.3*	*22*	<0.000035	<0.000035	0.00011 J	<0.000035	<0.000035
Pyrene	*0.73*	*2.2*	0.00082	0.0011	0.00097	0.0021	0.0015
Metals							
Arsenic	*0.01*	*0.01*	**0.0557**	**0.0883**	**0.0567**	**0.0866**	**0.0784**

Notes:
1. All values in milligrams per liter (mg/L).
2. Concentrations > RAL and non-detects are highlighted light gray.
3. Concentrations > C/I AL and non-detects are highlighted dark gray
4. TRRP Protective Concentration Limits (PCLs) (30 TAC §350, Table 3), updated January 2021.
5. RAL = Residential Assessment Level, C/I = Commercial/Industrial
6. J = Estimated value, < = not detected at the specified detection limit.
7. MW-32A was screened in the B-CZ & replaced with MW-32AR
8. Based on historical data, MW-25A and MW-25C were likely mislabeled in March 2018 and results are provided correctly in this table.

TABLE 3
ANALYTICAL RESULTS SUMMARY (2008 - 2022)
CLASS 3 GROUNDWATER
HOUSTON, TX - WOOD PRESERVING WORKS

	Class 3 Residential Assessment	***Class 3 C/I PCL***	MW-32B 02/09/2012 DNAPL	MW-32B 07/16/2012 DNAPL	MW-32B 02/06/2013 DNAPL	MW-32B 01/21/2014 DNAPL	MW-32B 01/20/2020 DNAPL	MW-32B 07/27/2020 DNAPL	MW-32B 01/27/2021	MW-32B 07/21/2021	MW-32B 01/27/2022	MW-33B 01/29/2008 DNAPL	MW-33B 07/14/2008 DNAPL	MW-33B 07/14/2008 Duplicate
Volatile Organic Compounds														
1,2-Dichloroethane	*0.5*	*0.5*	0.025 J	<0.0005	<0.00014	<0.0002	<0.005	0.1	<0.002	<0.002	<0.002	<0.00052	<0.00109	<0.00109
Benzene	*0.5*	*0.5*	**2.6 J**	<0.0005	0.00428	0.239	**1.8**	**3.7**	0.3	**0.8**	**2.3**	**1.92**	**2.73**	**2.69**
Chlorobenzene	*10*	*10*	0.025 J	<0.0005	<0.000343	<0.00018	<0.0075	<0.03	<0.003	<0.003	<0.003	<0.00047	<0.0015	<0.0015
Ethylbenzene	*70*	*70*	0.53 J	<0.0005	0.00561	0.254	0.73	0.83	0.56	0.44	0.41	0.491	0.626	0.598
Methylene chloride	*0.5*	*0.5*	0.032 J	<0.001	<0.00015	<0.00022	<0.025	<0.1	<0.01	<0.01	<0.01	<0.00054	<0.00122	<0.00122
Toluene	*100*	*100*	2.2 J	<0.0005	0.00261	0.541	2.3	3.2	0.8	0.6	1.9	0.1	0.136	0.13
Vinyl chloride	*0.2*	*0.2*					<0.005							
Xylenes (total)	*1000*	*1000*	1.5 J	<0.0015	0.0203	0.749	2.1	2.2	0.6	0.2	1.1	1.24	1.63	1.58
Semivolatile Organic Compounds														
1,2-Diphenylhydrazine	*0.11*	*0.26*	0.0005 J	<0.00005	<0.0262	<0.00104	<0.00042	<0.021	<0.0021	<0.00021	<0.0021	<0.01	<0.008	<0.008
2,4-Dimethylphenol	*49*	*150*	46	0.0014	<0.0738	0.178	26	41	4	1	13	<0.043	<0.028	<0.028
2,4-Dinitrotoluene	*0.13*	*0.3*	0.0005 J	<0.00005	<0.031	<0.00123	<0.0012	<0.058	<0.0058	<0.00058	<0.0058	<0.029	<0.019	<0.019
2,6-Dinitrotoluene	*0.13*	*0.3*	0.0006 J	<0.00006	<0.019	<0.000755	<0.00084	<0.042	<0.0042	<0.00042	<0.0042	<0.029	<0.019	<0.019
2-Chloronaphthalene	*200*	*580*	0.0005 J	<0.00005	<0.019	<0.000755	<0.00042	<0.021	<0.0021	<0.00021	<0.0021	<0.057	<0.038	<0.038
2-Methylnaphthalene	*9.8*	*29*	0.53	0.00019 J	<0.0167	0.137	**50**	**540**	2	0.52	0.56	0.443	0.808	0.787
4,6-Dinitro-2-methylphenol	*0.24*	*0.73*	0.0008 J	<0.00008	<0.198	<0.00783	<0.0004	<0.02	<0.002	<0.0002	<0.002	<0.029	<0.019	<0.019
4-Nitrophenol	*4.9*	*15*	0.0005 J	<0.00005	<0.133	<0.00528	<0.00094	<0.047	<0.0047	<0.00047	<0.0047	<0.036	<0.024	<0.024
Acenaphthene	*150*	*440*	0.28 J	0.014	0.0416 J	0.0427	26	**230**	0.9	0.14	0.22	0.137	0.152	0.182
Acenaphthylene	*150*	*440*	0.0059 J	0.00085	<0.0143	<0.000566	<0.0003	1.7	0.066	0.0037	<0.0015	<0.043	<0.028	<0.028
Anthracene	*730*	*2200*	0.059 J	0.0048	<0.0119	0.144	23	170	0.1	0.047	0.044	<0.029	<0.019	0.035
Benzo(a)anthracene	*0.91*	*2*	0.0033 J	0.0033	<0.019	0.0195	**2.2**	**16**	0.62	0.0041	0.0056 J	<0.029	<0.019	<0.019
Benzo(a)pyrene	*0.02*	*0.02*	0.0005 J	0.00089	<0.019	0.00649	**0.74**	**4.8**	**0.2**	0.0015	<0.002	**<0.029**	<0.019	<0.019
bis(2-Chloroethoxy)methane	*0.083*	*0.19*	<0.0005	<0.00005	<0.031	<0.00123	<0.0006	<0.03	<0.003	<0.0003	<0.003	<0.057	<0.038	<0.038
bis(2-Ethylhexyl)phthalate (DEHP)	*0.6*	*0.6*	0.001 J	0.00079	<0.0881	<0.00349	<0.00074	<0.037	<0.0037	<0.00037	<0.0037	<0.029	<0.019	<0.019
Chrysene	*91*	*200*	0.0042 J	0.0023	<0.019	0.018	2.4	27	0.51	0.0038	0.0062 J	<0.029	<0.019	<0.019
Dibenzofuran	*9.8*	*29*	0.28 J	0.0012	<0.019	0.0428	**28**	**250**	0.9	0.16	0.22	0.118	0.17	0.205
Di-n-butylphthalate (DBP)	*240*	*730*	0.0005 J	<0.00005	<0.0262	<0.00104	<0.0004	<0.02	<0.002	<0.0002	<0.002	<0.029	<0.019	<0.019
Fluoranthene	*98*	*290*	0.03 J	0.031	<0.0167	0.121	21	**210**	0.9	0.039	0.045	<0.029	<0.019	0.042
Fluorene	*98*	*290*	0.15 J	0.0021	<0.0167	0.0282	23	**180**	0.5	0.077	0.13	0.046	0.0683	0.098
Naphthalene	*49*	*150*	26	<0.00057	<0.019	2.17 J	**300**	**2300**	6	3	12	12.5	16	13.1
Nitrobenzene	*4.9*	*15*	<0.0005	<0.00005	<0.0262	<0.00104	<0.00048	<0.024	<0.0024	<0.00024	<0.0024	<0.057	<0.038	<0.038
N-Nitrosodiphenylamine	*19*	*42*	0.0005 J	<0.00005	<0.0238	<0.000943	<0.0005	<0.025	<0.0025	<0.00025	<0.0025	<0.036	<0.024	<0.024
Pentachlorophenol	*0.1*	*0.1*	0.0005 J	<0.00005	**<0.145**	<0.00575	<0.0016	<0.079	<0.0079	<0.00079	<0.0079	<0.029	<0.019	<0.019
Phenanthrene	*73*	*220*	0.25 J	0.0012	<0.0143	0.0548	69	**660**	6	0.18	0.22	0.0903	0.0688	0.186
Phenol	*730*	*2200*	38 J	0.000066 J	<0.00952	0.0357	17	23	2	1	13	<0.029	<0.019	<0.019
Pyrene	*73*	*220*	0.02 J	0.04	<0.0262	0.0841	14	**120**	0.9	0.022	0.026	0.045	<0.019	0.022
Metals														
Arsenic	*1*	*1*					0.00193 J	0.00166 J	0.00199 J	0.0014 J	0.00229 J			

Notes:

1. All values in milligrams per liter (mg/L).
2. Concentrations > RAL and non-detects are highlighted light gray.
3. Concentrations > C/I AL and non-detects are highlighted dark gray
4. TRRP Protective Concentration Limits (PCLs) (30 TAC §350, Table 3), updated January 2021.
5. RAL = Residential Assessment Level, C/I = Commercial/Industrial
6. J = Estimated value, < = not detected at the specified detection limit.

TABLE 3
ANALYTICAL RESULTS SUMMARY (2008 - 2022)
CLASS 3 GROUNDWATER
HOUSTON, TX - WOOD PRESERVING WORKS

	Class 3 Residential Assessment	***Class 3 C/I PCL***	MW-33B 02/03/2009 DNAPL	MW-33B 01/13/2010 DNAPL	MW-33B 06/29/2010	MW-33B 01/24/2011 DNAPL	MW-33B 07/19/2011 DNAPL	MW-33B 02/15/2012	MW-33B 07/17/2012	MW-33BR 02/06/2013	MW-33BR 08/07/2013	MW-33BR 01/21/2014	MW-33BR 07/28/2014	MW-33BR 01/28/2018
Volatile Organic Compounds														
1,2-Dichloroethane	*0.5*	*0.5*	<0.005	<0.005	<0.005	<0.005	<0.01	<0.005	<0.0005	<0.007	<0.0007	<0.0002	<0.0007	<0.0002
Benzene	*0.5*	*0.5*	**2.4**	**1.2**	**2**	**1**	**1.6**	**2**	0.3	**1.61**	**1.62**	**0.837**	**1.41**	<0.0002
Chlorobenzene	*10*	*10*	<0.005	<0.005	<0.005	<0.005	<0.01	<0.005	<0.0005	<0.006	<0.0006	0.000349 J	<0.0006	<0.0003
Ethylbenzene	*70*	*70*	0.47	0.41	0.62	0.36	0.4	0.46	0.07	0.471	0.389	0.128	0.348	<0.0003
Methylene chloride	*0.5*	*0.5*	0.0096 J	<0.005	<0.005	<0.005	<0.013	<0.0065	<0.001	0.011 J	<0.00075	<0.00022	<0.00075	<0.001
Toluene	*100*	*100*	0.084	0.019 J	0.016 J	0.0067 J	<0.01	0.12	0.023	0.157	0.0645	0.00942	0.00638	<0.0002
Vinyl chloride	*0.2*	*0.2*					<0.01	<0.005	<0.0005	<0.0055	<0.00055	<0.00018	<0.00055	<0.0002
Xylenes (total)	*1000*	*1000*	1.4	1.2	1.5	0.85	1.2	0.82	0.15	0.924	0.182	0.128	0.0649	<0.0003
Semivolatile Organic Compounds														
1,2-Diphenylhydrazine	*0.11*	*0.26*	<0.0001	<0.0001	<0.0001	<0.0001	<0.00005	<0.00005	<0.0005	**<0.529**	<0.00519	<0.000529	<0.000107	<0.000021
2,4-Dimethylphenol	*49*	*150*	<0.00008	0.0035	<0.00008	0.0029	0.0034	<0.00005	0.0074	<1.49	<0.0146	<0.00149	<0.000301	<0.00004
2,4-Dinitrotoluene	*0.13*	*0.3*	<0.00009	<0.00009	<0.00009	<0.00009	<0.00005	<0.00005	<0.0005	**<0.625**	<0.00613	<0.000625	<0.000126	<0.000058
2,6-Dinitrotoluene	*0.13*	*0.3*	<0.00007	<0.00007	<0.00007	<0.00007	<0.00006	<0.00006	<0.0006	**<0.385**	<0.00377	<0.000385	<0.0000777	<0.000042
2-Chloronaphthalene	*200*	*580*	<0.00012	<0.0001	<0.0001	<0.0001	<0.00005	<0.00005	<0.0005	<0.385	<0.00377	<0.000385	<0.0000777	<0.000021
2-Methylnaphthalene	*9.8*	*29*	1.9	0.71	0.51	0.52	1.6	0.81	0.55	0.993 J	0.198	0.0558	0.277	<0.000019
4,6-Dinitro-2-methylphenol	*0.24*	*0.73*	<0.00008	<0.00008	<0.00008	<0.00008	<0.00008	<0.00008	<0.0008	**<3.99**	<0.0392	<0.00399	<0.000806	<0.00002
4-Nitrophenol	*4.9*	*15*	<0.00007	<0.00007	<0.00007	<0.00007	<0.00005	<0.00005	<0.0005	<2.69	<0.0264	<0.00269	<0.000544	<0.000047
Acenaphthene	*150*	*440*	0.41	0.17	0.096	0.15	0.41	0.23	0.099	<0.385	0.0455	0.0625	0.0711	<0.000027
Acenaphthylene	*150*	*440*	0.0037	0.0016	0.0011	0.0015	0.0033	<0.00005	0.0014 J	<0.288	<0.00283	<0.000679	0.00087	<0.000015
Anthracene	*730*	*2200*	0.14	0.015	0.011	0.027	0.16	0.054	0.011	<0.24	<0.00236	0.0045	0.00564	<0.000014
Benzo(a)anthracene	*0.91*	*2*	0.022	0.00019 J	0.000073 J	0.0019	0.032	0.000074 J	<0.0005	<0.385	<0.00377	<0.000385	0.000119 J	<0.00005
Benzo(a)pyrene	*0.02*	*0.02*	0.0045	<0.00008	<0.00008	0.00073	0.0077	<0.00005	<0.0005	**<0.385**	<0.00377	<0.000385	<0.0000777	<0.00002
bis(2-Chloroethoxy)methane	*0.083*	*0.19*	<0.00009	<0.00009	<0.00009	<0.00009	<0.00005	<0.00005	<0.0005	**<0.625**	<0.00613	<0.000625	<0.000126	<0.00003
bis(2-Ethylhexyl)phthalate (DEHP)	*0.6*	*0.6*	0.00031	0.008	<0.00054	0.00091	<0.00046	<0.00018	<0.001	**<1.78**	<0.0175	<0.00178	0.000722	0.000062 J
Chrysene	*91*	*200*	0.02	0.00018 J	0.000092 J	0.0018	0.026	0.000073 J	<0.0005	<0.385	<0.00377	<0.000385	0.000132 J	<0.000021
Dibenzofuran	*9.8*	*29*	0.46	0.18	0.13	0.17	0.53	0.38	0.15	<0.385	0.0498	0.0769	0.0868	<0.000021
Di-n-butylphthalate (DBP)	*240*	*730*	<0.00007	<0.00007	<0.00007	<0.00007	<0.00005	<0.00005	<0.0005	<0.529	<0.00519	<0.000529	<0.000384	<0.00002
Fluoranthene	*98*	*290*	0.2	0.0033	0.0018	0.033	0.28	0.0049	0.01	<0.337	<0.0033	0.00107 J	0.00265	0.000049 J
Fluorene	*98*	*290*	0.26	0.068	0.048	0.069	0.31	0.12	0.051	<0.337	0.0181 J	0.0287	0.035 J	<0.00003
Naphthalene	*49*	*150*	20	10	2.2	7	13	21	7.3	14.9 J	6.54	1.68 J	6.59	<0.00018
Nitrobenzene	*4.9*	*15*	<0.00009	<0.00009	<0.00009	<0.00009	<0.00005	<0.00005	<0.0005	<0.529	<0.00519	<0.000529	<0.000107	<0.000024
N-Nitrosodiphenylamine	*19*	*42*	<0.00009	<0.00009	<0.00009	<0.00009	<0.00005	0.00081	<0.0005	<0.481	<0.00472	<0.000481	<0.0000971	<0.000025
Pentachlorophenol	*0.1*	*0.1*	<0.00008	<0.00008	<0.00008	<0.00008	<0.00005	<0.00005	<0.0005	**<2.93**	<0.0288	<0.00293	<0.000592	<0.000079
Phenanthrene	*73*	*220*	0.72	0.066	0.041	0.09	0.79	0.17	0.091	<0.288	0.0141 J	0.0238	0.0313 J	<0.000047
Phenol	*730*	*2200*	0.003	<0.00007	0.0032	<0.00007	0.001	0.0043	0.0014 J	<0.192	<0.00189	<0.000192	<0.0000388	<0.000035
Pyrene	*73*	*220*	0.13	0.0016	0.00092	0.007	0.17	0.0025	0.0054	<0.529	<0.00519	0.000734 J	0.00126	<0.000019
Metals														
Arsenic	*1*	*1*												0.00144 J

Notes:

1. All values in milligrams per liter (mg/L).
2. Concentrations > RAL and non-detects are highlighted light gray.
3. Concentrations > C/I AL and non-detects are highlighted dark gray
4. TRRP Protective Concentration Limits (PCLs) (30 TAC §350, Table 3), updated January 2021.
5. RAL = Residential Assessment Level, C/I = Commercial/Industrial
6. J = Estimated value, < = not detected at the specified detection limit.

TABLE 3
ANALYTICAL RESULTS SUMMARY (2008 - 2022)
CLASS 3 GROUNDWATER
HOUSTON, TX - WOOD PRESERVING WORKS

	Class 3 Residential Assessment	*Class 3 C/I PCL*	MW-33BR 03/29/2018	MW-33BR 05/31/2018	MW-33BR 01/22/2019	MW-33BR 07/30/2019	MW-33BR 01/15/2020	MW-33BR 07/27/2020	MW-33BR 01/19/2021	MW-33BR 07/20/2021	MW-33BR 01/12/2022	MW-36B 07/15/2010	MW-36B 07/15/2010 Duplicate	MW-36B 01/20/2011
Volatile Organic Compounds														
1,2-Dichloroethane	*0.5*	*0.5*	<0.0002	<0.0002	<0.0002	<0.0002	<0.0002	0.0032	<0.0002	<0.002	<0.001	<0.0005	<0.0005	<0.0005
Benzene	*0.5*	*0.5*	<0.0002	0.12	0.0025	0.25	0.12	0.14	**0.98**	**0.69**	0.073	<0.0005	<0.0005	0.0018 J
Chlorobenzene	*10*	*10*	<0.0003	<0.0003	<0.0003	<0.0003	<0.0003	<0.0003	<0.0003	<0.003	<0.0015	<0.0005	<0.0005	<0.0005
Ethylbenzene	*70*	*70*	<0.0003	0.0058	0.013	0.065	0.043	0.099	0.23	0.19	0.14	<0.0005	<0.0005	<0.0005
Methylene chloride	*0.5*	*0.5*	<0.001	<0.001	<0.001	<0.001	<0.001	<0.001	<0.001	<0.01	0.0064 J	<0.0005	<0.0005	<0.0005
Toluene	*100*	*100*	<0.0002	<0.0002	<0.0002	0.0031	<0.0002	0.0067	0.0071	0.0069 J	0.0056	<0.0005	<0.0005	<0.0005
Vinyl chloride	*0.2*	*0.2*	<0.0002	<0.0002	<0.0002	<0.0002	<0.0002	<0.0002	<0.0002	<0.002	<0.001			
Xylenes (total)	*1000*	*1000*	<0.0003	0.0058	<0.0003	0.016	0.011	0.033	0.14	0.065	0.03	<0.001	<0.001	<0.001
Semivolatile Organic Compounds														
1,2-Diphenylhydrazine	*0.11*	*0.26*	<0.000021	<0.000021	<0.000021	<0.000021	<0.000021	<0.000021	<0.000021	<0.000021	<0.000021	<0.0001	<0.0001	<0.0001
2,4-Dimethylphenol	*49*	*150*	<0.00004	<0.00004	<0.00004	0.00028	0.00018 J	<0.00004	<0.00004	<0.00004	0.0064	<0.00008	<0.00008	<0.00008
2,4-Dinitrotoluene	*0.13*	*0.3*	<0.000058	<0.000058	<0.000058	<0.000058	<0.000058	<0.000058	<0.000058	<0.000058	<0.000058	<0.00009	<0.00009	<0.00009
2,6-Dinitrotoluene	*0.13*	*0.3*	<0.000042	<0.000042	<0.000042	<0.000042	<0.000042	<0.000042	<0.000042	<0.000042	<0.000042	<0.00007	<0.00007	<0.00007
2-Chloronaphthalene	*200*	*580*	<0.000021	<0.000021	<0.000021	<0.000021	<0.000021	<0.000021	<0.000021	<0.000021	<0.000021	<0.0001	<0.0001	<0.0001
2-Methylnaphthalene	*9.8*	*29*	<0.000019	0.0029	<0.000019	0.014	0.00025	0.022	0.087	0.11	0.035	<0.00007	<0.00007	<0.00007
4,6-Dinitro-2-methylphenol	*0.24*	*0.73*	<0.00002	<0.00002	<0.00002	<0.00002	<0.00002	<0.00002	<0.00002	<0.00002	<0.00002	<0.00008	<0.00008	<0.00008
4-Nitrophenol	*4.9*	*15*	<0.000047	<0.000047	<0.000047	<0.000047	<0.000047	<0.000047	<0.000047	<0.000047	<0.000047	<0.00007	<0.00007	<0.00007
Acenaphthene	*150*	*440*	<0.000027	0.0019	0.0013	0.0078	0.0051	0.0066	0.019	0.026	0.013	<0.00009	<0.00009	0.00023
Acenaphthylene	*150*	*440*	<0.000015	0.000068 J	<0.000015	<0.000015	0.00015	0.00015	0.00041	0.00019	<0.000015	<0.00007	<0.00007	<0.00007
Anthracene	*730*	*2200*	<0.000014	0.00018	<0.000014	0.00055	0.00046	0.0018	0.00097	0.0019	0.0018	<0.00007	<0.00007	<0.00007
Benzo(a)anthracene	*0.91*	*2*	<0.00005	<0.00005	<0.00005	<0.00005	0.0001	<0.00059	0.000058 J	<0.00005	0.00064	<0.00007	<0.00007	<0.00007
Benzo(a)pyrene	*0.02*	*0.02*	<0.00002	<0.00002	<0.00002	<0.00002	0.000039 J	<0.00016	<0.00002	<0.00002	0.00023	<0.00008	<0.00008	<0.00008
bis(2-Chloroethoxy)methane	*0.083*	*0.19*	<0.00003	<0.00003	<0.00003	<0.00003	<0.00003	<0.00003	<0.00003	<0.00003	<0.00003	<0.00009	<0.00009	<0.00009
bis(2-Ethylhexyl)phthalate (DEHP)	*0.6*	*0.6*	<0.000037	0.0001 J	<0.000037	0.00007 J	0.00067	0.000072 J	<0.000037	<0.000037	<0.000037	0.01	0.0024	<0.00048
Chrysene	*91*	*200*	<0.000021	<0.000021	<0.000021	<0.000021	0.00011	0.00052	<0.000021	<0.000021	0.00084	<0.00007	<0.00007	<0.00007
Dibenzofuran	*9.8*	*29*	<0.00002	0.0019	0.000079 J	0.012	0.0039	0.0085	0.027	0.04	0.016	<0.00008	<0.00008	<0.00008
Di-n-butylphthalate (DBP)	*240*	*730*	<0.00002	<0.00002	<0.00002	<0.00002	0.00099	<0.000038	<0.00002	<0.00002	<0.00002	<0.00007	<0.00007	<0.00007
Fluoranthene	*98*	*290*	<0.00001	0.0003	0.000053 J	0.00039	0.00082	0.0035	0.0004	0.0011	0.0033	<0.00007	<0.00007	<0.00007
Fluorene	*98*	*290*	<0.00003	0.00058	<0.00003	0.0042	0.0018	0.0041	0.011	0.016	0.0082	<0.00007	<0.00007	<0.00007
Naphthalene	*49*	*150*	<0.00002	0.069	0.00004 J	0.53 J	0.0051	0.95	0.2	0.4	1.2	<0.0001	<0.0001	<0.0001
Nitrobenzene	*4.9*	*15*	<0.000024	<0.000024	<0.000024	<0.000024	<0.000024	<0.000024	<0.000024	<0.000024	<0.000024	<0.00009	<0.00009	<0.00009
N-Nitrosodiphenylamine	*19*	*42*	<0.000025	<0.000025	<0.000025	<0.000025	<0.000025	<0.000025	<0.000025	<0.000025	<0.000025	<0.00009	<0.00009	<0.00009
Pentachlorophenol	*0.1*	*0.1*	<0.000079	<0.000079	<0.000079	<0.000079	<0.000079	<0.000079	<0.000079	<0.000079	<0.000079	<0.00008	<0.00008	<0.00008
Phenanthrene	*73*	*220*	<0.000021	0.0008	<0.000021	0.0048	0.0013	0.01	0.0088	0.019	0.0097	<0.00007	<0.00007	<0.00007
Phenol	*730*	*2200*	<0.000035	<0.000035	<0.000035	0.00021	0.00018 J	0.00023	0.000079 J	0.000087 J	<0.000035	<0.00007	<0.00007	0.000089 J
Pyrene	*73*	*220*	<0.000019	0.00019	0.00003 J	0.00026	0.00057	0.0023	0.0002	0.00058	0.0021	<0.00007	<0.00007	<0.00007
Metals														
Arsenic	*1*	*1*	0.00187 J	0.00294	0.00143 J	0.00117 J	0.000877 J	0.000565 J	0.00234	0.00212	0.000972 J			

Notes:

1. All values in milligrams per liter (mg/L).
2. Concentrations > RAL and non-detects are highlighted light gray.
3. Concentrations > C/I AL and non-detects are highlighted dark gray
4. TRRP Protective Concentration Limits (PCLs) (30 TAC §350, Table 3), updated January 2021.
5. RAL = Residential Assessment Level, C/I = Commercial/Industrial
6. J = Estimated value, < = not detected at the specified detection limit.

TABLE 3
ANALYTICAL RESULTS SUMMARY (2008 - 2022)
CLASS 3 GROUNDWATER
HOUSTON, TX - WOOD PRESERVING WORKS

	Class 3 Residential Assessment	*Class 3 C/I PCL*	MW-36B 07/19/2011	MW-36B 02/08/2012	MW-36B 07/17/2012	MW-36B 01/31/2013	MW-36B 08/06/2013	MW-36B 01/16/2014	MW-36B 07/28/2014	MW-36B 01/25/2018	MW-36B 03/21/2018	MW-36B 05/31/2018	MW-36B 01/14/2019	MW-36B 07/16/2019
Volatile Organic Compounds														
1,2-Dichloroethane	*0.5*	*0.5*	<0.001	<0.001	<0.0005	<0.00014	<0.00014	<0.0002	<0.00014	<0.0002	<0.0002	<0.0002	<0.0002	<0.0002
Benzene	*0.5*	*0.5*	0.0014 J	<0.001	<0.0005	<0.00008	<0.00008	<0.0002	<0.00008	<0.0002	<0.0002	<0.0002	<0.0002	<0.0002
Chlorobenzene	*10*	*10*	<0.001	<0.001	<0.0005	<0.00012	<0.00012	<0.00018	<0.00012	<0.0003	<0.0003	<0.0003	<0.0003	<0.0003
Ethylbenzene	*70*	*70*	<0.0011	<0.0011	<0.0005	<0.00011	<0.00011	<0.00019	<0.00011	<0.0003	<0.0003	<0.0003	<0.0003	<0.0003
Methylene chloride	*0.5*	*0.5*	<0.0013	<0.0013	<0.001	<0.00015	<0.00015	<0.00022	<0.00015	<0.001	<0.001	<0.001	<0.001	<0.001
Toluene	*100*	*100*	<0.001	<0.001	<0.0005	<0.00015	<0.00015	<0.00017	<0.00015	<0.0002	<0.0002	<0.0002	<0.0002	<0.0002
Vinyl chloride	*0.2*	*0.2*	<0.001		<0.0005	<0.00011	<0.00011	<0.00018	<0.00011	<0.0002	<0.0002	<0.0002	<0.0002	<0.0002
Xylenes (total)	*1000*	*1000*	<0.0031	<0.0031	<0.0015	<0.00026	<0.00026	<0.00058	<0.00026	<0.0003	<0.0003	<0.0003	<0.0003	<0.0003
Semivolatile Organic Compounds														
1,2-Diphenylhydrazine	*0.11*	*0.26*	<0.00005	<0.00005	<0.00005	<0.000104	<0.00011	<0.000104	<0.000107	<0.000021	<0.000021	<0.000021	<0.000021	<0.000021
2,4-Dimethylphenol	*49*	*150*	<0.00005	<0.00005	<0.00005	<0.000292	<0.00031	<0.000292	<0.000301	<0.00004	<0.00004	<0.00004	<0.00004	0.000078 J
2,4-Dinitrotoluene	*0.13*	*0.3*	<0.00005	<0.00005	<0.00005	<0.000123	<0.00013	<0.000123	<0.000126	<0.000059	<0.000058	<0.000058	<0.000058	<0.000058
2,6-Dinitrotoluene	*0.13*	*0.3*	<0.00006	<0.00006	<0.00006	<0.0000755	<0.00008	<0.0000755	<0.0000777	<0.000042	<0.000042	0.0073	<0.000042	<0.000042
2-Chloronaphthalene	*200*	*580*	<0.00005	<0.00005	<0.00005	<0.0000755	<0.00008	<0.0000755	<0.0000777	<0.000021	<0.000021	<0.000021	<0.000021	<0.000021
2-Methylnaphthalene	*9.8*	*29*	<0.00005	<0.00005	<0.00005	<0.000762	<0.00007	<0.000271	<0.000068	<0.000019	<0.000019	<0.000019	<0.000019	0.00058
4,6-Dinitro-2-methylphenol	*0.24*	*0.73*	<0.00008	<0.00008	<0.00008	<0.000783	<0.00083	<0.000783	<0.000806	<0.00002	<0.00002	<0.00002	<0.00002	<0.00002
4-Nitrophenol	*4.9*	*15*	<0.00005	<0.00005	<0.00005	<0.000528	<0.00056	<0.000528	<0.000544	<0.000047	<0.000047	<0.000047	<0.000047	<0.000047
Acenaphthene	*150*	*440*	0.00014 J	0.00023	0.00016 J	<0.0000755	<0.00008	0.000463 J	<0.0000777	0.00014	<0.000027	0.00014	<0.000027	0.00014
Acenaphthylene	*150*	*440*	<0.00005	<0.00005	<0.00005	<0.0000566	<0.00006	<0.0000566	<0.0000583	<0.000015	<0.000015	<0.000015	<0.000015	<0.000015
Anthracene	*730*	*2200*	<0.00005	<0.00005	<0.00005	<0.0000472	<0.00005	0.00035 J	<0.0000485	<0.000014	<0.000014	<0.000014	<0.000014	<0.000014
Benzo(a)anthracene	*0.91*	*2*	<0.00005	<0.00005	<0.00005	<0.0000755	<0.00008	0.00012 J	<0.0000777	<0.000051	<0.00005	<0.00005	<0.00005	<0.00005
Benzo(a)pyrene	*0.02*	*0.02*	<0.00005	<0.00005	<0.00005	<0.0000755	<0.00008	<0.0000755	<0.0000777	<0.00002	<0.00002	<0.00002	<0.00002	<0.00002
bis(2-Chloroethoxy)methane	*0.083*	*0.19*	<0.00005	<0.00005	<0.00005	<0.000123	<0.00013	<0.000123	<0.000126	<0.00003	<0.00003	<0.00003	<0.00003	<0.00003
bis(2-Ethylhexyl)phthalate (DEHP)	*0.6*	*0.6*	<0.00068	<0.00033	0.00021	<0.000349	<0.00037	0.00044 J	<0.000359	0.00015 J	<0.000037	0.00017 J	0.00022	<0.000088
Chrysene	*91*	*200*	<0.00005	<0.00005	<0.00005	<0.0000755	<0.00008	0.000146 J	<0.0000777	<0.000021	<0.000021	<0.000021	<0.000021	<0.000021
Dibenzofuran	*9.8*	*29*	<0.00005	<0.00005	0.00011 J	<0.000118	<0.00008	<0.000409	<0.0000777	<0.00002	<0.00002	<0.00002	<0.00002	0.000087 J
Di-n-butylphthalate (DBP)	*240*	*730*	<0.00005	<0.00005	<0.00005	<0.000104	<0.00011	<0.000104	<0.000107	<0.00002	<0.00002	<0.00002	<0.00002	<0.00002
Fluoranthene	*98*	*290*	<0.00005	<0.00005	<0.00005	<0.000066	<0.00007	0.000756	<0.000068	<0.00001	<0.00001	<0.00001	<0.00001	0.000017 J
Fluorene	*98*	*290*	<0.00005	0.00011 J	<0.00005	<0.000066	<0.00007	0.000434 J	<0.000068	<0.00003	<0.00003	<0.00003	<0.00003	0.000047 J
Naphthalene	*49*	*150*	<0.00005	<0.00024	<0.00005	<0.000943	0.0000895 J	0.000825 J	<0.0000777	<0.00002	<0.00002	<0.00002	<0.00002	0.006
Nitrobenzene	*4.9*	*15*	<0.00005	<0.00005	<0.00005	<0.000104	<0.00011	<0.000104	<0.000107	<0.000024	<0.000024	<0.000024	<0.000024	<0.000024
N-Nitrosodiphenylamine	*19*	*42*	<0.00005	<0.00005	<0.00005	<0.0000943	<0.0001	<0.0000943	<0.0000971	<0.000025	<0.000025	<0.000025	<0.000025	<0.000025
Pentachlorophenol	*0.1*	*0.1*	<0.00005	<0.00005	<0.00005	<0.000575	<0.00061	<0.000575	<0.000592	<0.00008	<0.000079	<0.000079	<0.000079	<0.000079
Phenanthrene	*73*	*220*	<0.00005	<0.00005	0.00027	<0.0000566	<0.00006	0.00183	<0.0000583	<0.000021	<0.000021	<0.000021	<0.000021	<0.000021
Phenol	*730*	*2200*	<0.00005	0.00026	<0.00005	<0.0000377	<0.00004	<0.0000377	<0.0000388	<0.000035	<0.000035	<0.000035	<0.000035	<0.00017
Pyrene	*73*	*220*	<0.00005	<0.00005	<0.00005	<0.000104	<0.00011	0.00046 J	<0.000107	<0.000019	<0.000019	<0.000019	<0.000019	<0.000019
Metals														
Arsenic	*1*	*1*								0.00116 J	0.000942 J	0.000817 J	0.00118 J	0.00127 J

Notes:

1. All values in milligrams per liter (mg/L).
2. Concentrations > RAL and non-detects are highlighted light gray.
3. Concentrations > C/I AL and non-detects are highlighted dark gray
4. TRRP Protective Concentration Limits (PCLs) (30 TAC §350, Table 3), updated January 2021.
5. RAL = Residential Assessment Level, C/I = Commercial/Industrial
6. J = Estimated value, < = not detected at the specified detection limit.

TABLE 3
ANALYTICAL RESULTS SUMMARY (2008 - 2022)
CLASS 3 GROUNDWATER
HOUSTON, TX - WOOD PRESERVING WORKS

	Class 3 Residential Assessment	***Class 3 C/I PCL***	MW-36B 01/09/2020	MW-36B 07/28/2020	MW-36B 01/27/2021	MW-36B 01/27/2021 Duplicate	MW-36B 07/26/2021	MW-36B 07/26/2021 Duplicate	MW-36B 01/11/2022	MW-36B 01/11/2022 Duplicate	MW-49B 02/04/2009	MW-49B 01/20/2010	MW-49B 06/24/2010	MW-49B 01/20/2011
Volatile Organic Compounds														
1,2-Dichloroethane	*0.5*	*0.5*	<0.0002	<0.0002	<0.0002	<0.0002	<0.0002	<0.0002	<0.0002	<0.0002	<0.0005	<0.0005	<0.0005	<0.0005
Benzene	*0.5*	*0.5*	<0.0002	<0.0002	<0.0002	<0.0002	<0.0002	<0.0002	<0.0002	<0.0002	0.0095	0.013	0.1	0.0057
Chlorobenzene	*10*	*10*	<0.0003	<0.0003	<0.0003	<0.0003	<0.0003	<0.0003	<0.0003	<0.0003	<0.0005	<0.0005	<0.0005	<0.0005
Ethylbenzene	*70*	*70*	<0.0003	<0.0003	<0.0003	<0.0003	<0.0003	<0.0003	<0.0003	<0.0003	0.0081	0.024	0.019	0.004 J
Methylene chloride	*0.5*	*0.5*	<0.001	<0.001	<0.001	<0.001	<0.001	<0.001	<0.001	<0.001	<0.0005	<0.0005	<0.0005	<0.0005
Toluene	*100*	*100*	<0.0002	<0.0002	<0.0002	<0.0002	<0.0002	<0.0002	<0.0002	<0.0002	0.016	0.045	0.071	0.0072
Vinyl chloride	*0.2*	*0.2*	<0.0002	<0.0002										
Xylenes (total)	*1000*	*1000*	<0.0003	<0.0003	<0.0003	<0.0003	<0.0003	<0.0003	<0.0003	<0.0003	0.024	0.07	0.047	0.0066 J
Semivolatile Organic Compounds														
1,2-Diphenylhydrazine	*0.11*	*0.26*	<0.000021	<0.000021	<0.000021	<0.000021	<0.000021	<0.000021	<0.000021	<0.000021	<0.0001	<0.0001	<0.0005	<0.0001
2,4-Dimethylphenol	*49*	*150*	<0.000054	<0.00004	<0.00004	<0.00004	0.00004 J	9.1E-05 J	<0.00004	<0.00004	0.031	0.013	1.2	0.18
2,4-Dinitrotoluene	*0.13*	*0.3*	<0.000058	<0.000058	<0.000058	<0.000058	<0.000058	<0.000058	<0.000058	<0.000058	<0.00009	<0.00009	<0.00045	<0.00009
2,6-Dinitrotoluene	*0.13*	*0.3*	<0.000042	<0.000042	0.0012 J	<4E-05 J	<0.000042	<0.000042	<0.000042	<0.000042	<0.00007	<0.00007	<0.00035	<0.00007
2-Chloronaphthalene	*200*	*580*	<0.000021	<0.000021	<0.000021	<0.000021	<0.000021	<0.000021	<0.000021	<0.000021	<0.00012	<0.0001	<0.0005	<0.0001
2-Methylnaphthalene	*9.8*	*29*	<0.00013	0.0011	<0.000019	<0.000019	<0.000019	<0.000019	<0.000019	<0.000019	0.14	<0.00007	0.0016	<0.00007
4,6-Dinitro-2-methylphenol	*0.24*	*0.73*	<0.00002	<0.00002	<0.00002	<0.00002	<0.00002	<0.00002	<0.00002	<0.00002	<0.00008	<0.00008	<0.0004	<0.00008
4-Nitrophenol	*4.9*	*15*	<0.000047	<0.000047	<0.000047	<0.000047	<0.000047	<0.000047	<0.000047	<0.000047	<0.00007	<0.00007	<0.00035	<0.00007
Acenaphthene	*150*	*440*	<0.00017	0.00034	<0.000027	<0.000027	<0.000027	<0.000027	<0.000027	0.000049 J	0.094	0.017	0.014	0.00067
Acenaphthylene	*150*	*440*	<0.000015	<0.000015	<0.000015	<0.000015	<0.000015	<0.000015	<0.000015	<0.000015	0.0016	0.0007	0.00063 J	<0.00007
Anthracene	*730*	*2200*	<0.000014	0.00034	<0.000014	<0.000014	<0.000014	<0.000014	<0.000014	<0.000014	0.019	0.00015 J	<0.00035	0.00031
Benzo(a)anthracene	*0.91*	*2*	<0.00005	0.00015	<0.00005	<0.00005	<0.00005	<0.00005	<0.00005	<0.00005	0.00035	<0.00007	<0.00035	<0.00007
Benzo(a)pyrene	*0.02*	*0.02*	<0.00002	0.000071 J	<0.00002	<0.00002	<0.00002	<0.00002	<0.00002	<0.00002	<0.00008	<0.00008	<0.0004	<0.00008
bis(2-Chloroethoxy)methane	*0.083*	*0.19*	<0.00003	<0.00003	<0.00003	<0.00003	<0.00003	<0.00003	<0.00003	<0.00003	<0.00009	<0.00009	<0.00045	<0.00009
bis(2-Ethylhexyl)phthalate (DEHP)	*0.6*	*0.6*	<0.000037	0.00013 J	<0.00018	<0.00022	3.7E-05 J	6.3E-05 J	0.00011 J	<0.000037	0.00029	<0.00053	<0.001	<0.00055
Chrysene	*91*	*200*	<0.000021	0.00014	<0.000021	<0.000021	<0.000021	<0.000021	<0.000021	<0.000021	0.00038	<0.00007	<0.00035	<0.00007
Dibenzofuran	*9.8*	*29*	<0.00012	0.0004	<0.00002	<0.00002	<0.00002	<0.00002	<0.00002	0.000038 J	0.071	0.0024	0.0026	0.00018 J
Di-n-butylphthalate (DBP)	*240*	*730*	<0.00002	0.000042 J	<2E-05 J	0.00023 J	<0.00002	<0.00002	<0.00002	<0.00002	0.0013	0.000083 J	<0.00035	<0.00007
Fluoranthene	*98*	*290*	0.000051 J	0.00081	<0.00001	<0.00001	<0.00001	<0.00001	<0.00001	<0.00001	0.014	0.00023	<0.00035	0.00019 J
Fluorene	*98*	*290*	<0.00012	0.00026	<0.00003	<0.00003	<0.00003	<0.00003	<0.00003	<0.00003	0.071	0.0036	0.0016	0.00018 J
Naphthalene	*49*	*150*	<0.00093	0.01	<0.000054	<0.00002	<0.00002	<0.0002	<0.00002	<0.00039	1.4	0.00044	0.23	<0.00052
Nitrobenzene	*4.9*	*15*	<0.000024	<0.000024	<0.000024	<0.000024	<0.000024	<0.000024	<0.000024	<0.000024	<0.00009	<0.00009	<0.00045	<0.00009
N-Nitrosodiphenylamine	*19*	*42*	<0.000025	<0.000025	<0.000025	<0.000025	<0.000025	<0.000025	<0.000025	<0.000025	<0.00009	<0.00009	<0.00045	<0.00009
Pentachlorophenol	*0.1*	*0.1*	<0.000079	<0.000079	<0.000079	<0.000079	<0.000079	<0.000079	<0.000079	<0.000079	<0.00008	<0.00008	<0.0004	<0.00008
Phenanthrene	*73*	*220*	<0.0001	0.0012	<0.000021	<0.000021	<0.000021	<0.000021	<0.000021	<0.000021	0.11	0.00017 J	<0.00035	<0.00021
Phenol	*730*	*2200*	<0.000075	0.00012 J	<0.000078	<0.000035	<0.000035	<0.000035	<0.000035	<0.000035	<0.00007	<0.00007	0.0053	0.00044
Pyrene	*73*	*220*	<0.000019	0.00049	<0.000019	<0.000019	<0.000019	<0.000019	<0.000019	<0.000019	0.0074	0.0002	<0.00035	0.00024
Metals														
Arsenic	*1*	*1*	0.001 J	0.000923 J	0.00136 J	0.00127 J	0.00133 J	0.00115 J	0.000982 J	0.00108 J				

Notes:

1. All values in milligrams per liter (mg/L).
2. Concentrations > RAL and non-detects are highlighted light gray.
3. Concentrations > C/I AL and non-detects are highlighted dark gray
4. TRRP Protective Concentration Limits (PCLs) (30 TAC §350, Table 3), updated January 2021.
5. RAL = Residential Assessment Level, C/I = Commercial/Industrial
6. J = Estimated value, < = not detected at the specified detection limit.

TABLE 3
ANALYTICAL RESULTS SUMMARY (2008 - 2022)
CLASS 3 GROUNDWATER
HOUSTON, TX - WOOD PRESERVING WORKS

	Class 3 Residential Assessment	*Class 3 C/I PCL*	MW-49B 01/20/2011 Duplicate	MW-49B 07/22/2011	MW-49B 02/07/2012	MW-49B 07/23/2012	MW-49B 02/07/2013 DNAPL	MW-49B 08/01/2013 DNAPL	MW-49B 01/16/2014	MW-49B 07/16/2014	MW-49B 01/29/2018	MW-49B 03/21/2018	MW-49B 05/25/2018	MW-49B 01/27/2020 DNAPL
Volatile Organic Compounds														
1,2-Dichloroethane	*0.5*	*0.5*	<0.0005	<0.001	<0.001	<0.0005	<0.00014	<0.0028	<0.0002	<0.0028	<0.0002	<0.0002	<0.0002	<0.01
Benzene	*0.5*	*0.5*	0.0056	0.056	0.0056	0.11	0.0631	0.469	0.0691	0.346	0.0073	0.026	0.26	**0.6**
Chlorobenzene	*10*	*10*	<0.0005	<0.001	<0.001	<0.0005	<0.00012	0.0103 J	<0.00018	<0.0024	<0.0003	<0.0003	<0.0003	<0.015
Ethylbenzene	*70*	*70*	0.0046 J	0.0091	0.0042 J	0.023	0.0182	0.0825	0.0425	0.0847	<0.0003	<0.0003	0.048	0.26
Methylene chloride	*0.5*	*0.5*	<0.0005	<0.0013	<0.0013	<0.001	<0.00015	<0.003	<0.00022	0.0212	<0.001	<0.001	<0.001	<0.05
Toluene	*100*	*100*	0.0072	0.038	0.0057	0.089	0.0633	0.345	0.091	0.31	0.0058	0.014	0.23	0.72
Vinyl chloride	*0.2*	*0.2*		<0.001	<0.001	<0.0005	<0.00011	<0.0022	<0.00018	<0.0022	<0.0002	<0.0002	<0.0002	<0.01
Xylenes (total)	*1000*	*1000*	0.0073 J	0.02	0.008 J	0.06	0.0527	0.222	0.112	0.249	0.0095	0.012	0.14	0.71
Semivolatile Organic Compounds														
1,2-Diphenylhydrazine	*0.11*	*0.26*	<0.0001	<0.00005	<0.00005	<0.00005	<0.00524	<0.0105	<0.0259	<0.00208	<0.000021	<0.00021	<0.00021	<0.0013
2,4-Dimethylphenol	*49*	*150*	0.16	0.59	0.19	6.3	1.09	21.4	4.96 J	13.6	0.2	0.34	3.4	25
2,4-Dinitrotoluene	*0.13*	*0.3*	<0.00009	<0.00005	<0.00005	<0.00005	<0.00619	<0.0124	<0.0307	<0.00245	<0.000058	<0.00058	<0.00058	<0.0035
2,6-Dinitrotoluene	*0.13*	*0.3*	<0.00007	<0.00006	<0.00006	<0.00006	<0.00381	<0.00762	<0.0189	<0.00151	0.002	<0.00042	<0.00042	<0.0025
2-Chloronaphthalene	*200*	*580*	<0.0001	<0.00005	<0.00005	<0.00005	<0.00381	<0.00762	<0.0189	<0.00151	<0.000021	<0.00021	<0.00021	<0.0013
2-Methylnaphthalene	*9.8*	*29*	<0.00007	0.0029	0.0095	0.18	0.297	0.223	0.691	0.276	0.00011	0.00084 J	0.072	**250**
4,6-Dinitro-2-methylphenol	*0.24*	*0.73*	<0.00008	<0.00008	<0.00008	<0.00008	<0.0395	<0.079	<0.196	<0.0157	<0.00002	<0.0002	<0.0002	<0.0012
4-Nitrophenol	*4.9*	*15*	<0.00007	<0.00005	<0.00005	<0.00005	<0.0267	<0.0533	<0.132	<0.0106	<0.000047	<0.00047	<0.00047	<0.0028
Acenaphthene	*150*	*440*	0.00049	0.0051	0.034	0.14	0.248	0.0964	0.622	0.117	0.071	0.066	0.071	**190**
Acenaphthylene	*150*	*440*	0.000072 J	0.00019 J	0.0007	0.0013	<0.00286	<0.00571	<0.0142	0.00432 J	0.0017	0.003	0.0026	2.1
Anthracene	*730*	*2200*	0.000083 J	0.00093	0.0029	0.056	0.0876	<0.00476	0.221	0.013	0.003	0.0038	0.0073	87
Benzo(a)anthracene	*0.91*	*2*	<0.00007	0.00018 J	<0.00005	0.013	0.0228 J	<0.00762	0.0671 J	<0.00151	0.000088 J	<0.0005	<0.0005	**23**
Benzo(a)pyrene	*0.02*	*0.02*	<0.00008	0.000057 J	<0.00005	0.0038	<0.00381	<0.00762	<0.0189	<0.00151	<0.00002	<0.0002	<0.0002	**7.5**
bis(2-Chloroethoxy)methane	*0.083*	*0.19*	<0.00009	<0.00005	<0.00005	<0.00005	<0.00619	<0.0124	<0.0307	<0.00245	<0.00003	<0.0003	<0.0003	<0.0018
bis(2-Ethylhexyl)phthalate (DEHP)	*0.6*	*0.6*	<0.0015	<0.00024	0.00069	<0.00055	<0.0176	<0.0352	<0.0873	<0.00698	0.00011 J	<0.00037	<0.00037	<0.0022
Chrysene	*91*	*200*	<0.00007	0.00016 J	<0.00005	0.015	0.0207 J	<0.00762	0.0737 J	<0.00151	0.00012	<0.00021	<0.00021	23
Dibenzofuran	*9.8*	*29*	0.00012 J	0.0018	0.019	0.12	0.2	<0.00762	0.484	0.08	0.0028	0.009	0.03	**160**
Di-n-butylphthalate (DBP)	*240*	*730*	<0.00007	<0.00005	<0.00005	<0.00005	<0.00524	<0.0105	<0.0259	<0.00208	<0.00002	<0.0002	<0.0002	<0.0012
Fluoranthene	*98*	*290*	<0.00007	0.0011	0.0015	0.093	0.167	<0.00667	0.415	0.00456 J	0.0027	0.0038	0.0036	**170**
Fluorene	*98*	*290*	<0.00007	0.0014	0.019	0.13	0.217	0.049	0.464	0.0633	0.0087	0.018	0.031	**170**
Naphthalene	*49*	*150*	<0.0002	0.13	0.047	2.3	1.58 J	9.38	6.75	5.57	0.00042	0.0075	2.5	**1200**
Nitrobenzene	*4.9*	*15*	<0.00009	<0.00005	<0.00005	<0.00005	<0.00524	<0.0105	<0.0259	<0.00208	<0.000024	<0.00024	<0.00024	<0.0014
N-Nitrosodiphenylamine	*19*	*42*	<0.00009	<0.00005	<0.00005	<0.00005	<0.00476	<0.00952	<0.0236	<0.00189	<0.000025	<0.00025	<0.00025	<0.0015
Pentachlorophenol	*0.1*	*0.1*	<0.00008	<0.00005	<0.00005	<0.00005	<0.029	<0.0581	**<0.144**	<0.0115	<0.000079	<0.00079	<0.00079	<0.0047
Phenanthrene	*73*	*220*	<0.0003	0.0025	0.0098	0.35	0.466	0.039 J	1.29	0.0458	0.0073	0.011	0.028	**500**
Phenol	*730*	*2200*	0.0004	0.00021	<0.00005	0.0063	<0.0019	<0.00381	0.0445 J	0.0145	<0.000035	<0.00035	<0.00035	<0.0021
Pyrene	*73*	*220*	0.00017 J	0.00066	0.00083	0.062	0.101	<0.0105	0.262	<0.00208	0.0014	0.002	0.0021	**96**
Metals														
Arsenic	*1*	*1*									0.000564 J	0.000746 J	0.00146 J	0.0107

Notes:

1. All values in milligrams per liter (mg/L).
2. Concentrations > RAL and non-detects are highlighted light gray.
3. Concentrations > C/I AL and non-detects are highlighted dark gray
4. TRRP Protective Concentration Limits (PCLs) (30 TAC §350, Table 3), updated January 2021.
5. RAL = Residential Assessment Level, C/I = Commercial/Industrial
6. J = Estimated value, < = not detected at the specified detection limit.

TABLE 3
ANALYTICAL RESULTS SUMMARY (2008 - 2022)
CLASS 3 GROUNDWATER
HOUSTON, TX - WOOD PRESERVING WORKS

	Class 3 Residential Assessment	***Class 3 C/I PCL***	MW-49B 07/21/2020 DNAPL	MW-49B 01/19/2021	MW-49B 07/26/2021	MW-49B 01/07/2022	MW-54B 03/11/2020	MW-54B 05/22/2020	MW-54B 07/22/2020	MW-54B 01/26/2021	MW-54B 07/22/2021	MW-54B 01/20/2022	MW-57B 02/15/2012 DNAPL	MW-57B 07/24/2012 DNAPL
Volatile Organic Compounds														
1,2-Dichloroethane	*0.5*	*0.5*	<0.0002	<0.0002	<0.001	<0.001	<0.0002	<0.0002	<0.0002	<0.0002	<0.0002	<0.0002	<0.01	<0.005
Benzene	*0.5*	*0.5*	0.5	0.38	0.47	**0.61**	0.00043 J	<0.0002	<0.0002	<0.0002	<0.0002	<0.0002	**1.4**	**1.5**
Chlorobenzene	*10*	*10*	<0.0003	<0.0003	<0.0015	<0.0015	<0.0003	<0.0003	<0.0003	<0.0003	<0.0003	<0.0003	<0.01	<0.005
Ethylbenzene	*70*	*70*	0.15	0.18	0.2	0.19	0.0011	<0.0003	<0.0003	<0.0003	<0.0003	<0.0003	0.39	0.42
Methylene chloride	*0.5*	*0.5*	<0.001	<0.001	<0.005	<0.005	<0.001	<0.001	<0.001	<0.001	<0.001	<0.001	<0.013	0.017 J
Toluene	*100*	*100*	0.56	0.44	0.6	0.64	<0.0002	<0.0002	<0.0002	<0.0002	<0.0002	<0.0002	1.3	1.4
Vinyl chloride	*0.2*	*0.2*	0.0058											
Xylenes (total)	*1000*	*1000*	0.39	0.52	0.54	0.51	0.0018	<0.0003	<0.0003	<0.0003	<0.0003	<0.0003	1.2	1.1
Semivolatile Organic Compounds														
1,2-Diphenylhydrazine	*0.11*	*0.26*	<0.00021	<0.00021	<0.00021	<0.00021	<0.000021	<0.000021	<0.000021	<0.000021	<0.000021	<0.000021	<0.0005	<0.0005
2,4-Dimethylphenol	*49*	*150*	2.1	0.6	0.091	12	<0.00004	<0.00004	<0.00004	<0.00004	<0.000052	<0.00004	6.3	16
2,4-Dinitrotoluene	*0.13*	*0.3*	<0.00058	<0.00058	<0.00058	<0.00058	<0.000059	<0.000058	<0.000058	<0.000058	<0.000058	<0.000058	<0.0005	<0.0005
2,6-Dinitrotoluene	*0.13*	*0.3*	<0.00042	<0.00042	<0.00042	<0.00042	<0.000042	<0.000042	<0.000042	<0.000042	<0.000042	<0.000042	<0.0006	<0.0006
2-Chloronaphthalene	*200*	*580*	<0.00021	<0.00021	<0.00021	<0.00021	<0.000021	<0.000021	<0.000021	<0.000021	<0.000021	<0.000021	<0.0005	<0.0005
2-Methylnaphthalene	*9.8*	*29*	0.28	0.2	0.5	0.64	0.00011	<0.000019	<0.000019	<0.000019	<0.000019	<0.000019	0.92	1.6
4,6-Dinitro-2-methylphenol	*0.24*	*0.73*	<0.0002	<0.0002	<0.0002	<0.0002	<0.00002	<0.00002	<0.00002	<0.00002	<0.00002	<0.00002	<0.0008	<0.0008
4-Nitrophenol	*4.9*	*15*	<0.00047	<0.00047	<0.00047	<0.00047	<0.000047	<0.000047	<0.000047	<0.000047	<0.000047	<0.000047	<0.0005	<0.0005
Acenaphthene	*150*	*440*	0.12	0.22	0.8	0.46	0.0093	<0.000027	0.000079 J	<0.000027	<0.000027	<0.000027	0.35	0.44
Acenaphthylene	*150*	*440*	0.0031	0.005	<0.00015	0.0078	0.000087 J	<0.000015	<0.000015	<0.000015	<0.000015	<0.000015	0.006	0.0087
Anthracene	*730*	*2200*	0.022	0.069	0.39	0.074	0.00017	<0.000014	<0.000014	1.4E-05 J	<0.000014	<0.000014	0.023	0.05
Benzo(a)anthracene	*0.91*	*2*	0.004	0.023	0.11	0.01	<0.000051	<0.00005	<0.00005	<0.00005	<0.00005	<0.00005	0.0011 J	0.0012 J
Benzo(a)pyrene	*0.02*	*0.02*	0.0016	0.0087	**0.044**	0.0041	<0.00002	<0.00002	<0.00002	2.1E-05 J	<0.00002	<0.00002	<0.0005	<0.0005
bis(2-Chloroethoxy)methane	*0.083*	*0.19*	<0.0003	<0.0003	<0.0003	<0.0003	<0.00003	<0.00003	<0.00003	<0.00003	<0.00003	<0.00003	<0.0005	<0.0005
bis(2-Ethylhexyl)phthalate (DEHP)	*0.6*	*0.6*	0.0023	<0.00037	<0.00037	0.0013 J	0.000089 J	<0.000037	<0.000037	<0.000088	<0.000037	<0.000037	0.0019 J	<0.001
Chrysene	*91*	*200*	0.0042	0.022	0.12	0.009	<0.000021	<0.000021	<0.000021	<0.000021	<0.000021	<0.000021	0.00099 J	0.0016 J
Dibenzofuran	*9.8*	*29*	0.088	0.21	0.76	0.33	0.000076 J	<0.00002	<0.00002	<0.00004	<0.00002	<0.00002	0.28	0.38
Di-n-butylphthalate (DBP)	*240*	*730*	<0.0002	<0.0002	<0.0002	<0.0002	0.000033 J	0.0002 J	<0.00002	<0.00002	<0.00002	<0.00002	<0.0005	<0.0005
Fluoranthene	*98*	*290*	0.026	0.16	0.81	0.069	0.000022 J	<0.00001	<0.00001	<0.000029	<0.00001	<0.00001	0.0081	0.016
Fluorene	*98*	*290*	0.07	0.2	0.76	0.26	0.00015	<0.00003	<0.00003	<0.00003	<0.00003	<0.00003	0.095	0.23
Naphthalene	*49*	*150*	4.1	0.5	3	15	0.0021	0.00011	<0.00036	<0.000063	<0.00029	<0.00002	24	27
Nitrobenzene	*4.9*	*15*	<0.00024	<0.00024	<0.00024	<0.00024	<0.000024	<0.000024	<0.000024	<0.000024	<0.000024	<0.000024	<0.0005	<0.0005
N-Nitrosodiphenylamine	*19*	*42*	<0.00025	<0.00025	<0.00025	<0.00025	<0.000025	<0.000025	<0.000025	<0.000025	<0.000025	<0.000025	<0.0005	<0.0005
Pentachlorophenol	*0.1*	*0.1*	<0.00079	<0.00079	<0.00079	<0.00079	<0.00008	<0.000079	<0.000079	<0.000079	<0.000079	<0.000079	<0.0005	<0.0005
Phenanthrene	*73*	*220*	0.12	0.44	0.4	0.36	0.0028	<0.000021	0.000052 J	<0.000024	<0.000021	<0.000021	0.16	0.24
Phenol	*730*	*2200*	0.006	0.0041	<0.00035	0.017	<0.000035	<0.000035	<0.000035	<0.000035	<0.000035	<0.000035	0.45	1
Pyrene	*73*	*220*	0.014	0.082	0.5	0.054	<0.000019	<0.000019	<0.000019	6.5E-05 J	<0.000019	<0.000019	0.0075	0.011
Metals														
Arsenic	*1*	*1*	0.00553	0.00324	0.0008 J	0.00368	0.00117 J	0.00147 J	0.00129 J	0.001 J	0.00115 J	0.0016 J		

Notes:

1. All values in milligrams per liter (mg/L).
2. Concentrations > RAL and non-detects are highlighted light gray.
3. Concentrations > C/I AL and non-detects are highlighted dark gray
4. TRRP Protective Concentration Limits (PCLs) (30 TAC §350, Table 3), updated January 2021.
5. RAL = Residential Assessment Level, C/I = Commercial/Industrial
6. J = Estimated value, < = not detected at the specified detection limit.

TABLE 3
ANALYTICAL RESULTS SUMMARY (2008 - 2022)
CLASS 3 GROUNDWATER
HOUSTON, TX - WOOD PRESERVING WORKS

	Class 3 Residential Assessment	***Class 3 C/I PCL***	MW-57B 01/31/2013 DNAPL	MW-57B 07/31/2013 DNAPL	MW-57B 01/15/2014 DNAPL	MW-57B 07/29/2014 DNAPL	MW-57B 01/31/2018	MW-57B 04/01/2018	MW-57B 05/25/2018	MW-57B 07/10/2019	MW-57B 01/08/2020	MW-57B 07/15/2020	MW-57B 01/20/2021	MW-57B 07/22/2021
Volatile Organic Compounds														
1,2-Dichloroethane	*0.5*	*0.5*	<0.0035	<0.014	<0.0002	<0.0007	<0.0002	<0.001	<0.0002	<0.0002	<0.002	<0.001	<0.01	<0.002
Benzene	*0.5*	*0.5*	**0.733**	**1.49**	**0.716**	**1.25**	0.012	0.01	**0.82**	**0.84**	**0.52**	**0.71**	**0.63**	0
Chlorobenzene	*10*	*10*	<0.003	<0.012	<0.00018	<0.0006	<0.0003	<0.0015	<0.0003	<0.0003	<0.003	<0.0015	<0.015	<0.003
Ethylbenzene	*70*	*70*	0.193	0.501	0.174	0.371	0.026	0.032	0.3	0.39	0.25	0.23	0.21	0.33
Methylene chloride	*0.5*	*0.5*	<0.00375	0.0405 J	<0.00022	<0.00075	<0.001	<0.005	<0.001	<0.001	<0.01	<0.005	<0.05	<0.01
Toluene	*100*	*100*	0.692	1.62	0.63	1.33	0.0043	0.0019 J	0.84	0.93	0.64	0.7	0.64	0.1
Vinyl chloride	*0.2*	*0.2*				0.00299 J				0.00048 J				
Xylenes (total)	*1000*	*1000*	0.589	1.4	0.574	1.16	0.057	0.055	0.84	1.2	0.7	0.68	0.61	0.91
Semivolatile Organic Compounds														
1,2-Diphenylhydrazine	*0.11*	*0.26*	<0.055	<0.0267	<0.0519	<0.0109	<0.00021	<0.000021	<0.00021	<0.00021	<0.00021	<0.00021	<0.00021	<0.00021
2,4-Dimethylphenol	*49*	*150*	13.8	9.67	19.8 J	15	0.01	<0.00004	3.7	6.5	2.8	11	0.9	0.8
2,4-Dinitrotoluene	*0.13*	*0.3*	<0.065	<0.0316	<0.0613	<0.0129	<0.00058	<0.000058	<0.00058	<0.00058	<0.00058	<0.00058	<0.00058	<0.00058
2,6-Dinitrotoluene	*0.13*	*0.3*	<0.04	<0.0194	<0.0377	<0.00792	<0.00042	<0.000042	<0.00042	<0.00042	<0.00042	<0.00042	<0.00042	<0.00042
2-Chloronaphthalene	*200*	*580*	<0.04	<0.0194	<0.0377	<0.00792	<0.00021	<0.000021	<0.00021	<0.00021	<0.00021	<0.00021	<0.00021	<0.00021
2-Methylnaphthalene	*9.8*	*29*	1.75	1.07	0.892	0.945	0.17	0.029	0.61	0.93	1.1	0.41	0.12	0.46
4,6-Dinitro-2-methylphenol	*0.24*	*0.73*	**<0.415**	<0.201	**<0.392**	<0.0822	<0.0002	<0.00002	<0.0002	<0.0002	<0.0002	<0.0002	<0.0002	<0.0002
4-Nitrophenol	*4.9*	*15*	<0.28	<0.136	<0.264	<0.0554	<0.00047	<0.000047	<0.00047	<0.00047	<0.00047	<0.00047	<0.00047	<0.00047
Acenaphthene	*150*	*440*	0.93	0.423	0.524	0.267	0.13	0.13	0.3	0.38	0.55	0.061	0.05	0.15
Acenaphthylene	*150*	*440*	<0.03	<0.0146	<0.0283	<0.00594	0.0029	0.0011	0.0063	0.0051	0.0086	0.0027	0.0014	0.0038
Anthracene	*730*	*2200*	0.292	0.0493 J	0.0844 J	0.0355 J	0.014	0.005	0.44	0.039	0.19	0.013	0.0047	0.025
Benzo(a)anthracene	*0.91*	*2*	0.0543 J	<0.0194	<0.0377	<0.00792	0.001	<0.00005	0.03	0.0071	0.04	0.0007 J	<0.0005	0.0043
Benzo(a)pyrene	*0.02*	*0.02*	**<0.04**	<0.0194	**<0.0377**	<0.00792	0.00058 J	<0.00002	0.0094	0.0021	0.012	<0.0002	<0.0002	0.0014
bis(2-Chloroethoxy)methane	*0.083*	*0.19*	<0.065	<0.0316	<0.0613	<0.0129	<0.0003	<0.00003	<0.0003	<0.0003	<0.0003	<0.0003	<0.0003	<0.0003
bis(2-Ethylhexyl)phthalate (DEHP)	*0.6*	*0.6*	<0.185	<0.0898	<0.175	<0.0366	0.00043 J	0.000095 J	<0.00037	<0.00037	<0.00037	<0.00037	<0.00037	<0.00037
Chrysene	*91*	*200*	0.0561 J	<0.0194	<0.0377	<0.00792	0.00091 J	<0.000021	0.024	0.0065	0.042	0.00073 J	<0.00021	0.0039
Dibenzofuran	*9.8*	*29*	0.814	0.322	0.392	0.226	0.11	0.081	0.29	0.32	0.49	0.056	0.038	0.15
Di-n-butylphthalate (DBP)	*240*	*730*	<0.055	<0.0267	<0.0519	<0.0109	<0.0002	<0.00002	<0.0002	<0.0002	<0.0002	<0.0002	<0.0002	<0.0002
Fluoranthene	*98*	*290*	0.387	0.0301 J	0.0752 J	0.0109 J	0.012	0.0044	0.19	0.047	0.34	0.0049	0.0012	0.031
Fluorene	*98*	*290*	0.65	0.208	0.298	0.138	0.081	0.096	0.27	0.21	0.46	0.034	0.024	0.069
Naphthalene	*49*	*150*	18.9 J	18.1	10.6	17	1.8	0.39	12	17	13	22	0.4	0.4
Nitrobenzene	*4.9*	*15*	<0.055	<0.0267	<0.0519	<0.0109	<0.00024	<0.000024	<0.00024	<0.00024	<0.00024	<0.00024	<0.00024	<0.00024
N-Nitrosodiphenylamine	*19*	*42*	<0.05	<0.0243	<0.0472	<0.0099	<0.00025	<0.000025	<0.00025	<0.00025	<0.00025	<0.00025	<0.00025	<0.00025
Pentachlorophenol	*0.1*	*0.1*	**<0.305**	**<0.148**	**<0.288**	<0.0604	<0.00079	<0.000079	<0.00079	<0.00079	<0.00079	<0.00079	<0.00079	<0.00079
Phenanthrene	*73*	*220*	1.39	0.242	0.456	0.127	0.094	0.033	0.63	0.29	1.1	0.042	0.019	0.14
Phenol	*730*	*2200*	1	0.645	1	0.495	<0.00035	<0.000035	0.22	1	0.32	0.71	0.25	0.2
Pyrene	*73*	*220*	0.245 J	<0.0267	<0.0519	<0.0109	0.0068	0.003	0.13	0.03	0.21	0.0027	0.00088 J	0.019
Metals														
Arsenic	*1*	*1*					0.0419	0.00179 J	0.00285	0.00404	0.00404	0.00241	0.00206	0.00329

Notes:

1. All values in milligrams per liter (mg/L).
2. Concentrations > RAL and non-detects are highlighted light gray.
3. Concentrations > C/I AL and non-detects are highlighted dark gray
4. TRRP Protective Concentration Limits (PCLs) (30 TAC §350, Table 3), updated January 2021.
5. RAL = Residential Assessment Level, C/I = Commercial/Industrial
6. J = Estimated value, < = not detected at the specified detection limit.

TABLE 3
ANALYTICAL RESULTS SUMMARY (2008 - 2022)
CLASS 3 GROUNDWATER
HOUSTON, TX - WOOD PRESERVING WORKS

	Class 3 Residential Assessment	*Class 3 C/I PCL*	MW-57B 01/13/2022	MW-59B 07/15/2010	MW-59B 01/20/2011	MW-59B 07/18/2011	MW-59B 02/06/2012	MW-59B 07/27/2012	MW-59B 01/31/2013	MW-59B 08/01/2013	MW-59B 01/16/2014	MW-59B 07/30/2014	MW-59B 01/29/2018	MW-59B 03/20/2018
Volatile Organic Compounds														
1,2-Dichloroethane	*0.5*	*0.5*	<0.001	<0.0005	<0.0005	<0.001	<0.001	<0.0005	<0.00014	<0.00014	<0.0002	<0.00014	<0.0002	<0.0002
Benzene	*0.5*	*0.5*	**0.94**	<0.0005	<0.0005	<0.001	<0.001	<0.0005	<0.00008	0.0000981 J	<0.0002	<0.00008	<0.0002	<0.0002
Chlorobenzene	*10*	*10*	<0.0015	<0.0005	<0.0005	<0.001	<0.001	<0.0005	<0.00012	<0.00012	<0.00018	<0.00012	<0.0003	<0.0003
Ethylbenzene	*70*	*70*	0.31	<0.0005	<0.0005	<0.0011	<0.0011	<0.0005	<0.00011	<0.00011	<0.00019	<0.00011	<0.0003	<0.0003
Methylene chloride	*0.5*	*0.5*	<0.005	<0.0005	<0.0005	<0.0013	<0.0013	<0.001	<0.00015	<0.00015	<0.00022	<0.00015	<0.001	<0.001
Toluene	*100*	*100*	0.88	<0.0005	<0.0005	<0.001	<0.001	<0.0005	<0.00015	<0.00015	<0.00017	<0.00015	<0.0002	<0.0002
Vinyl chloride	*0.2*	*0.2*				<0.001	<0.001	<0.0005	<0.00011	<0.00011	<0.00018	<0.00011	<0.0002	<0.0002
Xylenes (total)	*1000*	*1000*	1	<0.001	<0.001	<0.0031	<0.0031	<0.0015	<0.00026	<0.00026	<0.00058	<0.00026	<0.0003	<0.0003
Semivolatile Organic Compounds														
1,2-Diphenylhydrazine	*0.11*	*0.26*	<0.00021	<0.0001	<0.0001	<0.00005	<0.00005	<0.00005	<0.000104	<0.000105	<0.000104	R	<0.000021	<0.000021
2,4-Dimethylphenol	*49*	*150*	3.9	<0.00008	<0.00008	<0.00005	0.25	<0.00005	<0.000292	<0.000295	<0.000292	R	<0.00004	<0.00004
2,4-Dinitrotoluene	*0.13*	*0.3*	<0.00058	<0.00009	<0.00009	<0.00005	<0.00005	<0.00005	<0.000123	<0.000124	<0.000123	R	<0.000058	<0.000059
2,6-Dinitrotoluene	*0.13*	*0.3*	<0.00042	<0.00007	<0.00007	<0.00006	<0.00006	<0.00006	<0.0000755	<0.0000762	<0.0000755	R	<0.000042	<0.000042
2-Chloronaphthalene	*200*	*580*	<0.00021	<0.0001	<0.0001	<0.00005	<0.00005	<0.00005	<0.0000755	<0.0000762	<0.0000755	R	<0.000021	<0.000021
2-Methylnaphthalene	*9.8*	*29*	0.28	<0.00007	<0.00007	<0.00005	<0.00005	<0.00005	<0.000066	<0.0000667	<0.000066	R	<0.000019	<0.000019
4,6-Dinitro-2-methylphenol	*0.24*	*0.73*	<0.0002	<0.00008	<0.00008	<0.00008	<0.00008	<0.00008	<0.000783	<0.00079	<0.000783	R	<0.00002	<0.00002
4-Nitrophenol	*4.9*	*15*	<0.00047	<0.00007	<0.00007	<0.00005	<0.00005	<0.00005	<0.000528	<0.000533	<0.000528	R	<0.000047	<0.000047
Acenaphthene	*150*	*440*	0.08	<0.00009	<0.00009	<0.00005	0.0017	<0.00005	<0.0000755	<0.0000762	<0.0000755	0.000621U	<0.000027	<0.000027
Acenaphthylene	*150*	*440*	0.0022	<0.00007	<0.00007	<0.00005	0.00014 J	<0.00005	<0.0000566	<0.0000571	<0.0000566	R	<0.000015	<0.000015
Anthracene	*730*	*2200*	0.01	<0.00007	<0.00007	<0.00005	0.000054 J	<0.00005	<0.0000472	<0.0000476	<0.0000472	R	<0.000014	<0.000014
Benzo(a)anthracene	*0.91*	*2*	0.0008 J	<0.00007	<0.00007	<0.00005	<0.00005	<0.00005	<0.0000755	<0.0000762	<0.0000755	R	<0.00005	<0.000051
Benzo(a)pyrene	*0.02*	*0.02*	<0.0002	<0.00008	<0.00008	<0.00005	<0.00005	<0.00005	<0.0000755	<0.0000762	<0.0000755	R	<0.00002	<0.00002
bis(2-Chloroethoxy)methane	*0.083*	*0.19*	<0.0003	<0.00009	<0.00009	<0.00005	<0.00005	<0.00005	<0.000123	<0.000124	<0.000123	R	<0.00003	<0.00003
bis(2-Ethylhexyl)phthalate (DEHP)	*0.6*	*0.6*	<0.00037	0.002	<0.00021	<0.00031	0.00068	0.00018 J	<0.000349	<0.000352	<0.000349	R	0.000058 J	<0.000037
Chrysene	*91*	*200*	0.00063 J	<0.00007	<0.00007	<0.00005	<0.00005	<0.00005	<0.0000755	<0.0000762	<0.0000755	R	<0.000021	<0.000021
Dibenzofuran	*9.8*	*29*	0.068	<0.00008	<0.00008	<0.00005	<0.00005	<0.00005	<0.0000755	<0.0000762	<0.0000755	0.000201U	<0.00002	<0.00002
Di-n-butylphthalate (DBP)	*240*	*730*	<0.0002	<0.00007	<0.00007	<0.00005	<0.00005	<0.00005	<0.000104	0.000115 J	0.000105 J	R	<0.00002	<0.00002
Fluoranthene	*98*	*290*	0.0055	<0.00007	<0.00007	<0.00005	<0.00005	<0.00005	<0.000066	<0.0000667	<0.000066	R	<0.00001	<0.00001
Fluorene	*98*	*290*	0.041	<0.00007	<0.00007	<0.00005	<0.00005	<0.00005	<0.000066	<0.0000667	<0.000066	0.000189U	<0.00003	<0.00003
Naphthalene	*49*	*150*	7.1	0.00014 J	<0.0001	<0.00005	0.00012 J	0.00006 J	<0.000269	<0.000166	<0.000172	0.00627U	<0.00002	<0.00002
Nitrobenzene	*4.9*	*15*	<0.00024	<0.00009	<0.00009	<0.00005	<0.00005	<0.00005	<0.000104	<0.000105	<0.000104	R	<0.000024	<0.000024
N-Nitrosodiphenylamine	*19*	*42*	<0.00025	<0.00009	<0.00009	<0.00005	<0.00005	<0.00005	<0.0000943	<0.0000952	<0.0000943	R	<0.000025	<0.000025
Pentachlorophenol	*0.1*	*0.1*	<0.00079	<0.00008	<0.00008	<0.00005	0.00011 J	<0.00005	<0.000575	<0.000581	<0.000575	R	<0.000079	<0.00008
Phenanthrene	*73*	*220*	0.033	<0.00007	<0.00007	<0.00005	0.00025	<0.00005	<0.0000566	<0.0000571	<0.000112	R	<0.000021	<0.000021
Phenol	*730*	*2200*	0.47	0.0002	<0.00007	<0.00005	0.00033	<0.00005	<0.0000377	<0.0000381	<0.0000377	R	<0.000035	<0.000035
Pyrene	*73*	*220*	0.0032	<0.00007	<0.00007	<0.00005	0.000062 J	<0.00005	<0.000104	<0.000105	<0.000104	R	<0.000019	<0.000019
Metals														
Arsenic	*1*	*1*	0.0028										<0.0004	<0.0004

Notes:

1. All values in milligrams per liter (mg/L).
2. Concentrations > RAL and non-detects are highlighted light gray.
3. Concentrations > C/I AL and non-detects are highlighted dark gray
4. TRRP Protective Concentration Limits (PCLs) (30 TAC §350, Table 3), updated January 2021.
5. RAL = Residential Assessment Level, C/I = Commercial/Industrial
6. J = Estimated value, < = not detected at the specified detection limit.

TABLE 3
ANALYTICAL RESULTS SUMMARY (2008 - 2022)
CLASS 3 GROUNDWATER
HOUSTON, TX - WOOD PRESERVING WORKS

	Class 3 Residential Assessment	***Class 3 C/I PCL***	MW-59B 05/25/2018	MW-59B 01/23/2019	MW-59B 07/17/2019	MW-59B 01/16/2020	MW-59B 07/21/2020	MW-59B 01/26/2021	MW-59B 07/19/2021	MW-59B 01/12/2022	MW60B 03/17/2020	MW-60B 06/01/2020	MW-60B 07/20/2020	MW-60B 01/14/2021
Volatile Organic Compounds														
1,2-Dichloroethane	*0.5*	*0.5*	<0.0002	<0.0002	<0.0002	<0.0002	<0.0002	<0.0002	<0.0002	<0.0002	<0.0002	<0.0002	<0.0002	<0.0002
Benzene	*0.5*	*0.5*	<0.0002	<0.0002	<0.0002	<0.0002	<0.0002	<0.0002	<0.0002	<0.0002	<0.0002	<0.0002	<0.0002	<0.0002
Chlorobenzene	*10*	*10*	<0.0003	<0.0003	<0.0003	<0.0003	<0.0003	<0.0003	<0.0003	<0.0003	<0.0003	<0.0003	<0.0003	<0.0003
Ethylbenzene	*70*	*70*	<0.0003	<0.0003	<0.0003	<0.0003	<0.0003	<0.0003	<0.0003	<0.0003	<0.0003	<0.0003	<0.0003	<0.0003
Methylene chloride	*0.5*	*0.5*	<0.001	<0.001	<0.001	<0.001	<0.001	<0.001	<0.001	<0.001	<0.001	<0.001	<0.001	<0.001
Toluene	*100*	*100*	<0.0002	<0.0002	<0.0002	0.18	<0.0002	<0.0002	<0.0002	<0.0002	<0.0002	<0.0002	<0.0002	<0.0002
Vinyl chloride	*0.2*	*0.2*	<0.0002	<0.0002	<0.0002	<0.0002	<0.0002							
Xylenes (total)	*1000*	*1000*	<0.0003	<0.0003	<0.0003	<0.0003	<0.0003	<0.0003	<0.0003	<0.0003	<0.0003	<0.0003	<0.0003	<0.0003
Semivolatile Organic Compounds														
1,2-Diphenylhydrazine	*0.11*	*0.26*	<0.000021	<0.000021	<0.000021	<0.000021	<0.000021	<0.000021	<0.000021	<0.000021	<0.000021	<0.000021	<0.000021	<0.000021
2,4-Dimethylphenol	*49*	*150*	<0.00004	<0.00004	<0.00004	<0.00004	0.00019 J	<0.00004	<0.00004	<0.00004	<0.00004	<0.00004	<0.00004	<0.00004
2,4-Dinitrotoluene	*0.13*	*0.3*	<0.000059	<0.000058	<0.000058	<0.000058	<0.000058	<0.000058	<0.000058	<0.000058	<0.000058	<0.000058	<0.000058	<0.000058
2,6-Dinitrotoluene	*0.13*	*0.3*	<0.000042	<0.000042	<0.000042	<0.000042	<0.000042	<0.000042	<0.000042	<0.000042	<0.000042	<0.000042	<0.000042	<0.000042
2-Chloronaphthalene	*200*	*580*	<0.000021	<0.000021	<0.000021	<0.000021	<0.000021	<0.000021	<0.000021	<0.000021	<0.000021	<0.000021	<0.000021	<0.000021
2-Methylnaphthalene	*9.8*	*29*	<0.000019	<0.000019	<0.000019	<0.000038	<0.000019	<0.000019	<0.000019	<0.000019	<0.000019	<0.000019	0.000022 J	<0.000019
4,6-Dinitro-2-methylphenol	*0.24*	*0.73*	<0.00002	<0.00002	<0.00002	<0.00002	<0.00002	<0.00002	<0.00002	<0.00002	<0.00002	<0.00002	<0.00002	<0.00002
4-Nitrophenol	*4.9*	*15*	<0.000047	<0.000047	<0.000047	<0.000047	<0.000047	<0.000047	<0.000047	<0.000047	<0.000047	<0.000047	<0.000047	<0.000047
Acenaphthene	*150*	*440*	<0.000027	<0.000027	<0.000027	<0.000051	<0.000027	<0.00014	<0.000027	<0.000027	<0.000027	<0.000027	0.000042 J	<0.000027
Acenaphthylene	*150*	*440*	<0.000015	<0.000015	<0.000015	<0.000015	<0.000015	<0.000015	<0.000015	<0.000015	<0.000015	<0.000015	<0.000015	<0.000015
Anthracene	*730*	*2200*	<0.000014	<0.000014	<0.000014	<0.000031	<0.000014	0.000019 J	<0.000014	<0.000014	<0.000014	<0.000014	<0.000014	<0.000014
Benzo(a)anthracene	*0.91*	*2*	<0.000051	<0.00005	<0.00005	<0.00005	<0.00005	<0.00005	<0.00005	<0.00005	<0.00005	<0.00005	<0.00005	<0.00005
Benzo(a)pyrene	*0.02*	*0.02*	<0.00002	0.000033 J	<0.00002	<0.00002	<0.00002	<0.00002	<0.00002	<0.00002	<0.00002	<0.00002	<0.00002	<0.00002
bis(2-Chloroethoxy)methane	*0.083*	*0.19*	<0.00003	<0.00003	<0.00003	<0.00003	<0.00003	<0.00003	<0.00003	<0.00003	<0.00003	<0.00003	<0.00003	<0.00003
bis(2-Ethylhexyl)phthalate (DEHP)	*0.6*	*0.6*	<0.000037	<0.000056	<0.00039	<0.000037	0.00011 J	<0.00011	<0.000037	<0.000037	0.00092	0.000089 J	0.000065 J	0.00071
Chrysene	*91*	*200*	<0.000021	0.000036 J	<0.000021	<0.000021	<0.000021	<0.000021	<0.000021	<0.000021	<0.000021	<0.000021	<0.000021	<0.000021
Dibenzofuran	*9.8*	*29*	<0.00002	<0.00002	<0.00002	<0.00005	<0.00002	<0.00006	<0.00002	<0.00002	<0.00002	<0.00002	0.000023 J	<0.00002
Di-n-butylphthalate (DBP)	*240*	*730*	<0.00002	<0.00002	0.000055 J	<0.00002	<0.00002	<0.000026	<0.00002	<0.00002	0.000047 J	0.000099 J	0.000021 J	<0.000032
Fluoranthene	*98*	*290*	<0.00001	0.000051 J	<0.00001	<0.000025	0.000071 J	<0.000034	<0.00001	<0.00001	0.000015 J	<0.00001	<0.00001	1.5E-05 J
Fluorene	*98*	*290*	<0.00003	<0.00003	<0.00003	<0.000042	<0.00003	<0.00008	<0.00003	<0.00003	<0.00003	<0.00003	<0.00003	<0.00003
Naphthalene	*49*	*150*	<0.00002	0.000072 J	<0.00015	<0.00024	0.0002	<0.00002	0.000049 J	<0.00013	<0.00002	<0.00002	<0.00012	3.7E-05 J
Nitrobenzene	*4.9*	*15*	<0.000024	<0.000024	<0.000024	<0.000024	<0.000024	<0.000024	<0.000024	<0.000024	<0.000024	<0.000024	<0.000024	<0.000024
N-Nitrosodiphenylamine	*19*	*42*	<0.000025	<0.000025	<0.000025	<0.000025	<0.000025	<0.000025	<0.000025	<0.000025	<0.000025	<0.000025	<0.000025	<0.000025
Pentachlorophenol	*0.1*	*0.1*	<0.00008	<0.000079	<0.000079	<0.000079	<0.000079	<0.000079	<0.000079	<0.000079	<0.000079	<0.000079	<0.000079	<0.000079
Phenanthrene	*73*	*220*	<0.000021	<0.000021	<0.000021	<0.000099	0.00012	<0.00013	<0.000021	<0.000021	<0.000021	<0.000021	<0.000021	8.5E-05 J
Phenol	*730*	*2200*	<0.000035	<0.000035	<0.000035	<0.000035	0.000087 J	0.000075 J	<0.000035	<0.000035	<0.000035	<0.000035	<0.000035	<0.000035
Pyrene	*73*	*220*	<0.000019	0.000053 J	<0.000019	<0.000021	0.000051 J	<0.000019	0.000024 J	<0.000019	<0.000019	<0.000019	<0.000019	<0.000019
Metals														
Arsenic	*1*	*1*	<0.0004	0.000983 J	0.000542 J	0.000486 J	<0.0004	0.000955 J	0.00095 J	0.0014 J	0.00234	0.00222	0.00932	0.00615

Notes:

1. All values in milligrams per liter (mg/L).
2. Concentrations > RAL and non-detects are highlighted light gray.
3. Concentrations > C/I AL and non-detects are highlighted dark gray
4. TRRP Protective Concentration Limits (PCLs) (30 TAC §350, Table 3), updated January 2021.
5. RAL = Residential Assessment Level, C/I = Commercial/Industrial
6. J = Estimated value, < = not detected at the specified detection limit.

TABLE 3
ANALYTICAL RESULTS SUMMARY (2008 - 2022)
CLASS 3 GROUNDWATER
HOUSTON, TX - WOOD PRESERVING WORKS

	Class 3 Residential Assessment	*Class 3 C/I PCL*	MW-60B 07/14/2021	MW-60B 01/11/2022	MW61B 03/17/2020	MW-61B 06/01/2020	MW-61B 07/20/2020	MW-61B 01/27/2021	MW-61B 07/19/2021	MW-61B 01/12/2022	MW-63B 01/13/2010	MW-63B 06/30/2010	MW-63B 01/27/2011	MW-63B 07/19/2011
Volatile Organic Compounds														
1,2-Dichloroethane	*0.5*	*0.5*	<0.0002	<0.0002	<0.0002	<0.0002	<0.0002	<0.0002	<0.0002	<0.0002	<0.0005	<0.0005	<0.0005	<0.001
Benzene	*0.5*	*0.5*	<0.0002	<0.0002	<0.0002	<0.0002	<0.0002	<0.0002	<0.0002	<0.0002	0.21	0.015	0.019	0.019
Chlorobenzene	*10*	*10*	<0.0003	<0.0003	<0.0003	<0.0003	<0.0003	<0.0003	<0.0003	<0.0003	<0.0005	<0.0005	<0.0005	<0.001
Ethylbenzene	*70*	*70*	<0.0003	<0.0003	<0.0003	<0.0003	<0.0003	<0.0003	<0.0003	<0.0003	0.2	0.072	0.071	0.04
Methylene chloride	*0.5*	*0.5*	<0.001	<0.001	<0.001	<0.001	<0.001	<0.001	<0.001	<0.001	<0.0005	<0.0005	<0.0005	<0.0013
Toluene	*100*	*100*	<0.0002	<0.0002	<0.0002	<0.0002	<0.0002	<0.0002	<0.0002	<0.0002	0.015	0.0016 J	0.0018 J	0.0017 J
Vinyl chloride	*0.2*	*0.2*												
Xylenes (total)	*1000*	*1000*	<0.0003	<0.0003	<0.0003	<0.0003	<0.0003	<0.0003	<0.0003	<0.0003	0.082	0.02	0.016	0.013 J
Semivolatile Organic Compounds														
1,2-Diphenylhydrazine	*0.11*	*0.26*	<0.000021	<0.000021	<0.000021	<0.000021	<0.000021	<0.000021	<0.000021	<0.000021	<0.0001	<0.0001	<0.0001	<0.00005
2,4-Dimethylphenol	*49*	*150*	<0.00004	<0.00004	<0.00004	<0.00004	<0.00004	<0.00004	<0.00004	<0.00004	<0.00008	<0.00008	<0.00008	0.000056 J
2,4-Dinitrotoluene	*0.13*	*0.3*	<0.000058	<0.000058	<0.000058	<0.000058	<0.000058	<0.000058	<0.000058	<0.000058	<0.00009	<0.00009	<0.00009	<0.00005
2,6-Dinitrotoluene	*0.13*	*0.3*	<0.000042	<0.000042	<0.000042	<0.000042	<0.000042	<0.000042	<0.000042	<0.000042	<0.00007	<0.00007	<0.00007	<0.00006
2-Chloronaphthalene	*200*	*580*	<0.000021	<0.000021	<0.000021	<0.000021	<0.000021	<0.000021	<0.000021	<0.000021	<0.0001	<0.0001	<0.0001	<0.00005
2-Methylnaphthalene	*9.8*	*29*	8.9E-05 J	<0.000019	<0.000019	<0.000019	<0.000019	<0.000019	<0.000019	<0.000019	0.11	0.031	0.025	0.014
4,6-Dinitro-2-methylphenol	*0.24*	*0.73*	<0.00002	<0.00002	<0.00002	<0.00002	<0.00002	<0.00002	<0.00002	<0.00002	<0.00008	<0.00008	<0.00008	<0.00008
4-Nitrophenol	*4.9*	*15*	<0.000047	<0.000047	<0.000047	<0.000047	<0.000047	<0.000047	<0.000047	<0.000047	<0.00007	<0.00007	<0.00007	<0.00005
Acenaphthene	*150*	*440*	6.2E-05 J	<0.000027	<0.000027	<0.000027	<0.000027	<0.000027	<0.000027	<0.000027	0.028	0.013	0.017	0.0053
Acenaphthylene	*150*	*440*	<0.000015	<0.000015	<0.000015	<0.000015	<0.000015	<0.000015	<0.000015	<0.000015	0.00051	0.00018 J	<0.00007	0.000066 J
Anthracene	*730*	*2200*	<0.000014	<0.000014	<0.000014	0.000014 J	<0.000014	<0.000014	<0.000014	<0.000014	0.00068	0.00039	0.0011	0.00011 J
Benzo(a)anthracene	*0.91*	*2*	<0.00005	<0.00005	<0.00005	<0.00005	<0.00005	<0.00005	<0.00005	<0.00005	<0.00007	<0.00007	0.00087	<0.00005
Benzo(a)pyrene	*0.02*	*0.02*	<0.00002	<0.00002	<0.00002	<0.00002	<0.00002	<0.00002	<0.00002	<0.00002	<0.00008	<0.00008	0.00027	<0.00005
bis(2-Chloroethoxy)methane	*0.083*	*0.19*	<0.00003	<0.00003	<0.00003	<0.00003	<0.00003	<0.00003	<0.00003	<0.00003	<0.00009	<0.00009	<0.00009	<0.00005
bis(2-Ethylhexyl)phthalate (DEHP)	*0.6*	*0.6*	0.00014 J	<0.000037	0.00015 J	0.000062 J	<0.000037	<0.00015	<0.000037	<0.000037	<0.00036	<0.00036	0.0006	<0.00051
Chrysene	*91*	*200*	<0.000021	<0.000021	<0.000021	<0.000021	<0.000021	<0.000021	<0.000021	<0.000021	<0.00007	<0.00007	0.00079	<0.00005
Dibenzofuran	*9.8*	*29*	<0.00002	<0.00002	<0.00002	<0.00002	<0.00002	<0.00002	<0.00002	<0.00002	0.022	0.008	0.013	0.0041
Di-n-butylphthalate (DBP)	*240*	*730*	<0.00002	<0.00002	<0.00002	0.00012 J	0.000024 J	7.3E-05 J	<0.00002	<0.00002	0.00019 J	<0.00007	<0.00007	<0.00005
Fluoranthene	*98*	*290*	6.9E-05 J	<0.00001	<0.00001	<0.00001	0.000024 J	<0.00001	<0.00001	<0.00001	<0.00007	<0.00007	0.0042	<0.00005
Fluorene	*98*	*290*	7.5E-05 J	<0.00003	<0.00003	<0.00003	<0.00003	<0.00003	<0.00003	<0.00003	0.0078	0.0041	0.0054	0.0019
Naphthalene	*49*	*150*	0.0007	<0.00002	<0.00002	<0.00002	<0.000032	<0.00012	<0.00002	<0.00011	3.1	0.67	0.76	0.36 J
Nitrobenzene	*4.9*	*15*	<0.000024	<0.000024	<0.000024	<0.000024	<0.000024	<0.000024	<0.000024	<0.000024	<0.00009	<0.00009	<0.00009	<0.00005
N-Nitrosodiphenylamine	*19*	*42*	<0.000025	<0.000025	<0.000025	<0.000025	<0.000025	<0.000025	<0.000025	<0.000025	<0.00009	<0.00009	<0.00009	<0.00005
Pentachlorophenol	*0.1*	*0.1*	<0.000079	<0.000079	<0.000079	<0.000079	<0.000079	<0.000079	<0.000079	<0.000079	<0.00008	<0.00008	<0.00008	<0.00005
Phenanthrene	*73*	*220*	7.7E-05 J	<0.000021	<0.000021	<0.000021	<0.000021	<0.000021	<0.000021	0.000065 J	0.0034	0.00076	0.0044	0.00075
Phenol	*730*	*2200*	<0.000035	<0.000035	<0.000035	<0.000035	<0.000035	<0.000035	<0.000035	<0.000035	<0.00007	<0.00007	<0.00007	<0.00005
Pyrene	*73*	*220*	0.00008 J	<0.000019	<0.000019	<0.000019	<0.000019	<0.000019	<0.000019	<0.000019	<0.00007	<0.00007	0.0029	<0.00005
Metals														
Arsenic	*1*	*1*	<0.000807	0.00387	0.00461	0.0104	0.00691	0.00672	0.00095 J	0.00302				

Notes:

1. All values in milligrams per liter (mg/L).
2. Concentrations > RAL and non-detects are highlighted light gray.
3. Concentrations > C/I AL and non-detects are highlighted dark gray
4. TRRP Protective Concentration Limits (PCLs) (30 TAC §350, Table 3), updated January 2021.
5. RAL = Residential Assessment Level, C/I = Commercial/Industrial
6. J = Estimated value, < = not detected at the specified detection limit.

TABLE 3
ANALYTICAL RESULTS SUMMARY (2008 - 2022)
CLASS 3 GROUNDWATER
HOUSTON, TX - WOOD PRESERVING WORKS

	Class 3 Residential Assessment	*Class 3 C/I PCL*	MW-63B 07/19/2011 Duplicate	MW-63B 02/09/2012	MW-63B 02/09/2012 Duplicate	MW-63B 07/18/2012	MW-63B 07/18/2012 Duplicate	MW-63B 02/07/2013	MW-63B 02/07/2013 Duplicate	MW-63B 08/07/2013	MW-63B 01/22/2014	MW-63B 07/24/2014	MW-63B 01/28/2018	MW-63B 03/26/2018
Volatile Organic Compounds														
1,2-Dichloroethane	*0.5*	*0.5*	<0.001	<0.001	<0.001	<0.0005	<0.0005	<0.00014	<0.00014	<0.00014	<0.0002	<0.00014	<0.0002	<0.0002
Benzene	*0.5*	*0.5*	0.024	<0.001	<0.001	0.0015 J	0.0016 J	0.00952	0.00919	0.0869	0.0762	0.108	0.0033	0.0026
Chlorobenzene	*10*	*10*	<0.001	<0.001	<0.001	<0.0005	<0.0005	<0.00012	<0.00012	<0.00012	<0.00018	0.000216 J	<0.0003	<0.0003
Ethylbenzene	*70*	*70*	0.045	0.0012 J	0.0012 J	0.0014 J	0.0014 J	0.0165	0.0163	0.0341	0.0418	0.151	0.012	0.0059
Methylene chloride	*0.5*	*0.5*	<0.0013	<0.0013	<0.0013	<0.001	<0.001	<0.00015	<0.00015	<0.00015	<0.00022	<0.00015	<0.001	<0.001
Toluene	*100*	*100*	0.0019 J	<0.001	<0.001	0.0038 J	0.0038 J	0.00241	0.00231	<0.000434	0.000399 J	0.00257	<0.0002	<0.0002
Vinyl chloride	*0.2*	*0.2*										<0.00011		
Xylenes (total)	*1000*	*1000*	0.014 J	<0.0031	<0.0031	<0.0015	<0.0015	0.00629	0.00635	0.0113	0.0156	0.0535	0.0048	0.0016
Semivolatile Organic Compounds														
1,2-Diphenylhydrazine	*0.11*	*0.26*	<0.00005	<0.00005	<0.00005	<0.00005	<0.00005	<0.00524	<0.000105	<0.000104	<0.00109	<0.0011	<0.000021	<0.000021
2,4-Dimethylphenol	*49*	*150*	<0.00005	0.00005 J	0.00044 J	<0.00005	<0.00005	<0.0148	<0.000295	<0.000292	<0.00307	<0.0031	<0.00004	<0.00004
2,4-Dinitrotoluene	*0.13*	*0.3*	<0.00005	<0.00005	<0.00005	<0.00005	<0.00005	<0.00619	<0.000124	<0.000123	<0.00129	<0.0013	<0.000058	<0.000058
2,6-Dinitrotoluene	*0.13*	*0.3*	<0.00006	<0.00006	<0.00006	<0.00006	<0.00006	<0.00381	<0.0000762	<0.0000755	<0.000792	<0.0008	<0.000042	<0.000042
2-Chloronaphthalene	*200*	*580*	<0.00005	<0.00005	<0.00005	<0.00005	<0.00005	<0.00381	<0.0000762	<0.0000755	<0.000792	<0.0008	<0.000021	<0.000021
2-Methylnaphthalene	*9.8*	*29*	0.013	0.0029	0.0029	0.0034	0.0032	0.0104 J	0.00865	0.00242	0.00756	0.0302	0.000059 J	<0.000019
4,6-Dinitro-2-methylphenol	*0.24*	*0.73*	<0.00008	<0.00008	<0.00008	<0.00008	<0.00008	<0.0395	<0.00079	<0.000783	<0.00822	<0.0083	<0.00002	<0.00002
4-Nitrophenol	*4.9*	*15*	<0.00005	<0.00005	<0.00005	<0.00005	<0.00005	<0.0267	<0.000533	<0.000528	<0.00554	<0.0056	<0.000047	<0.000047
Acenaphthene	*150*	*440*	0.0066	0.002	0.0019	0.0023	0.0022	0.00952 J	0.0065	0.000833	0.00274 J	0.00754	0.00066	<0.000027
Acenaphthylene	*150*	*440*	0.00011 J	0.00012 J	0.00016 J	<0.00005	<0.00005	<0.00286	<0.0000571	<0.0000566	<0.000594	<0.0006	<0.000015	<0.000015
Anthracene	*730*	*2200*	0.0002 J	0.00015 J	0.00015 J	<0.00013	<0.00011	0.00238 J	0.000124 J	<0.0000472	<0.000495	<0.0005	0.00011	0.00022
Benzo(a)anthracene	*0.91*	*2*	<0.00005	<0.00005	<0.00005	<0.00005	<0.00005	<0.00381	<0.0000762	<0.0000755	<0.000792	<0.0008	<0.00005	<0.00005
Benzo(a)pyrene	*0.02*	*0.02*	<0.00005	<0.00005	<0.00005	<0.00005	<0.00005	<0.00381	<0.0000762	<0.0000755	<0.000792	<0.0008	<0.00002	<0.00002
bis(2-Chloroethoxy)methane	*0.083*	*0.19*	<0.00005	<0.00005	<0.00005	<0.00005	<0.00005	<0.00619	<0.000124	<0.000123	<0.00129	<0.0013	<0.00003	<0.00003
bis(2-Ethylhexyl)phthalate (DEHP)	*0.6*	*0.6*	<0.00029	0.00096	0.00073	0.00096 J	0.00051 J	<0.0176	<0.000376	0.000381 J	<0.00366	<0.0037	<0.000037	<0.000037
Chrysene	*91*	*200*	<0.00005	<0.00005	<0.00005	<0.00005	<0.00005	<0.00381	<0.0000762	<0.0000755	<0.000792	<0.0008	<0.000021	<0.000021
Dibenzofuran	*9.8*	*29*	0.0049	0.0024	0.0019	0.0026	0.0023	0.00576 J	0.00514	0.00104	0.002 J	0.00663	0.00065	<0.00002
Di-n-butylphthalate (DBP)	*240*	*730*	<0.00005	0.00014 J	0.00005 J	<0.00005	<0.00005	0.00524 J	0.000127 J	<0.000104	<0.00109	<0.0011	<0.00002	<0.00002
Fluoranthene	*98*	*290*	<0.00005	0.000091 J	0.00005 J	<0.00013	<0.00013	<0.00333	<0.0000667	<0.000066	<0.000693	<0.0007	0.0001	<0.00001
Fluorene	*98*	*290*	0.0024	0.00093	0.00078	0.0011	0.001	<0.00333	0.00208	0.000349 J	0.00102 J	0.00248 J	0.00033	<0.00003
Naphthalene	*49*	*150*	0.49 J	0.027	0.026	0.044	0.04	0.251	0.162 J	0.146	0.374	1.69	<0.00066	<0.00002
Nitrobenzene	*4.9*	*15*	<0.00005	<0.00005	<0.00005	<0.00005	<0.00005	<0.00524	<0.000105	<0.000104	<0.00109	<0.0011	<0.000024	<0.000024
N-Nitrosodiphenylamine	*19*	*42*	<0.00005	<0.00005	<0.00005	<0.00005	<0.00005	<0.00476	<0.0000952	<0.0000943	<0.00099	<0.001	<0.000025	<0.000025
Pentachlorophenol	*0.1*	*0.1*	<0.00005	0.00018 J	0.00005 J	<0.00005	<0.00005	<0.029	<0.000581	<0.000575	<0.00604	<0.0061	<0.000079	<0.000079
Phenanthrene	*73*	*220*	0.00098	0.00072 J	0.0005 J	<0.001	<0.001	0.00286 J	0.000776 J	<0.0000566	0.00133 J	<0.0006	<0.000075	<0.000021
Phenol	*730*	*2200*	<0.00005	0.00057 J	0.00095 J	<0.00005	<0.00005	<0.0019	<0.0000381	<0.0000377	0.000889 J	<0.0004	<0.000035	<0.000035
Pyrene	*73*	*220*	<0.00005	0.000063 J	<0.00005	<0.00005	<0.00005	<0.00524	<0.000105	<0.000104	<0.00109	<0.0011	<0.000019	<0.000019
Metals														
Arsenic	*1*	*1*											0.00114 J	0.00211

Notes:

1. All values in milligrams per liter (mg/L).
2. Concentrations > RAL and non-detects are highlighted light gray.
3. Concentrations > C/I AL and non-detects are highlighted dark gray
4. TRRP Protective Concentration Limits (PCLs) (30 TAC §350, Table 3), updated January 2021.
5. RAL = Residential Assessment Level, C/I = Commercial/Industrial
6. J = Estimated value, < = not detected at the specified detection limit.

TABLE 3
ANALYTICAL RESULTS SUMMARY (2008 - 2022)
CLASS 3 GROUNDWATER
HOUSTON, TX - WOOD PRESERVING WORKS

	Class 3 Residential Assessment	*Class 3 C/I PCL*	MW-63B 06/06/2018	MW-63B 01/14/2019	MW-63B 07/16/2019	MW-63B 01/16/2020	MW-63B 07/23/2020	MW-63B 01/19/2021	MW-63B 07/14/2021	MW-63B 01/14/2022	MW-67B 07/15/2010	MW-67B 01/27/2011	MW-67B 07/20/2011	MW-67B 02/09/2012
Volatile Organic Compounds														
1,2-Dichloroethane	*0.5*	*0.5*	<0.0002	<0.0002	<0.0002	<0.0002	<0.0002	<0.0002	<0.0002	<0.001	<0.0005	<0.0005	<0.001	<0.001
Benzene	*0.5*	*0.5*	0.048	0.35	0.11	0.018	0.1	0.0036	0.041	0.21	<0.0005	<0.0005	<0.001	<0.001
Chlorobenzene	*10*	*10*	<0.0003	0.00073 J	<0.0003	<0.0003	<0.0003	<0.0003	<0.0003	<0.0015	<0.0005	<0.0005	<0.001	<0.001
Ethylbenzene	*70*	*70*	0.048	0.48	0.14	0.051	0.14	0.002	0.0063	0.0061	0.0015 J	<0.0005	<0.0011	<0.0011
Methylene chloride	*0.5*	*0.5*	<0.001	<0.001	<0.001	<0.001	<0.001	<0.001	<0.001	<0.005	<0.0005	<0.0005	<0.0013	<0.0013
Toluene	*100*	*100*	0.00093 J	0.0071	0.00071 J	<0.0002	0.0073	0.00051 J	0.00068 J	0.0021 J	<0.0005	<0.0005	<0.001	<0.001
Vinyl chloride	*0.2*	*0.2*												
Xylenes (total)	*1000*	*1000*	0.011	0.11	0.041	0.013	0.04	0.0036	0.012	0.018	0.0012 J	<0.001	<0.0031	<0.0031
Semivolatile Organic Compounds														
1,2-Diphenylhydrazine	*0.11*	*0.26*	<0.00021	<0.00021	<0.000021	<0.000021	<0.000021	<0.000021	<0.000021	<0.000021	<0.0001	<0.0001	<0.00005	<0.00005
2,4-Dimethylphenol	*49*	*150*	<0.0004	<0.0004	<0.00004	<0.00004	<0.00004	6.8E-05 J	0.0005	<0.00004	<0.00008	<0.00008	<0.00005	0.0005 J
2,4-Dinitrotoluene	*0.13*	*0.3*	<0.00058	<0.00059	<0.000058	<0.000058	<0.000058	<0.000058	<0.000058	<0.000058	<0.00009	<0.00009	<0.00005	<0.00005
2,6-Dinitrotoluene	*0.13*	*0.3*	<0.00042	<0.00042	<0.000042	<0.000042	<0.000042	<0.000042	<0.000042	<0.000042	<0.00007	<0.00007	<0.00006	<0.00006
2-Chloronaphthalene	*200*	*580*	<0.00021	<0.00021	<0.000021	<0.000021	<0.000021	<0.000021	<0.000021	<0.000021	<0.0001	<0.0001	<0.00005	<0.00005
2-Methylnaphthalene	*9.8*	*29*	0.0016	0.042	0.037	<0.000056	0.006 J	<0.00033	0.029	0.0099	<0.00007	0.00007 J	<0.00005	0.00023 J
4,6-Dinitro-2-methylphenol	*0.24*	*0.73*	<0.0002	<0.0002	<0.00002	<0.00002	<0.00002	<0.00002	<0.00002	<0.00002	<0.00008	<0.00008	<0.00008	<0.00008
4-Nitrophenol	*4.9*	*15*	<0.00047	<0.00047	<0.000047	<0.000047	<0.000047	<0.000047	<0.000047	<0.000047	<0.00007	<0.00007	<0.00005	<0.00005
Acenaphthene	*150*	*440*	0.0027	<0.00027	0.012	<0.000059	0.0028 J	<0.0013	0.01	0.0054	0.00011 J	<0.00009	<0.00005	0.00012 J
Acenaphthylene	*150*	*440*	<0.00015	0.0029	0.00016	0.000032 J	<0.000015	<0.000015	9.7E-05 J	0.000058 J	<0.00007	0.00007 J	<0.00005	<0.00005
Anthracene	*730*	*2200*	<0.00014	0.00017 J	0.00034	<0.000081	0.000072 J	<0.000014	0.00021	0.00078	<0.00007	<0.00007	<0.00005	<0.00005
Benzo(a)anthracene	*0.91*	*2*	<0.0005	<0.00051	<0.00005	<0.00005	<0.00005	<0.00005	<0.00005	<0.00005	<0.00007	<0.00007	<0.00005	<0.00005
Benzo(a)pyrene	*0.02*	*0.02*	<0.0002	<0.0002	<0.00002	<0.00002	<0.00002	<0.00002	<0.00002	<0.00002	<0.00008	<0.00008	<0.00005	<0.00005
bis(2-Chloroethoxy)methane	*0.083*	*0.19*	<0.0003	<0.0003	<0.00003	<0.00003	<0.00003	<0.00003	<0.00003	<0.00003	<0.00009	0.00009 J	<0.00005	<0.00005
bis(2-Ethylhexyl)phthalate (DEHP)	*0.6*	*0.6*	<0.00037	<0.00037	<0.000037	0.000065 J	<0.000037	0.00005 J	7.1E-05 J	<0.000037	0.0016	0.0022 J	<0.00094	0.00042
Chrysene	*91*	*200*	<0.00021	<0.00021	<0.000021	<0.000021	<0.000021	<0.000021	<0.000021	0.000042 J	<0.00007	<0.00007	<0.00005	<0.00005
Dibenzofuran	*9.8*	*29*	0.002	0.0087	0.011	<0.000063	0.0021 J	<0.00084	0.0091	0.0041	<0.00008	0.00008 J	<0.00005	0.00013 J
Di-n-butylphthalate (DBP)	*240*	*730*	<0.0002	<0.0002	<0.00002	0.000034 J	<0.00002	<0.00002	<0.00002	<0.00002	<0.00007	0.000083 J	<0.00005	<0.00005
Fluoranthene	*98*	*290*	<0.0001	<0.0001	<0.00001	<0.000023	<0.00001	<0.00001	<0.00001	0.00047	<0.00007	<0.00007	<0.00005	<0.00005
Fluorene	*98*	*290*	0.00099 J	0.0029	0.0037	<0.00012	0.00091 J	<0.00026	0.0035	0.0021	<0.00007	<0.00007	<0.00005	0.0001 J
Naphthalene	*49*	*150*	0.29	2.1	1.5	<0.00035	0.29 J	<0.00018	0.91	0.49	<0.0001	0.00062	<0.00005	0.0019
Nitrobenzene	*4.9*	*15*	<0.00024	<0.00024	<0.000024	<0.000024	<0.000024	<0.000024	<0.000024	<0.000024	<0.00009	0.00009 J	<0.00005	<0.00005
N-Nitrosodiphenylamine	*19*	*42*	<0.00025	<0.00025	<0.000025	<0.000025	<0.000025	<0.000025	<0.000025	<0.000025	<0.00009	<0.00009	<0.00005	<0.00005
Pentachlorophenol	*0.1*	*0.1*	<0.00079	<0.0008	<0.000079	<0.000079	<0.000079	<0.000079	<0.000079	<0.000079	<0.00008	<0.00008	<0.00005	<0.00005
Phenanthrene	*73*	*220*	<0.00021	0.00094 J	0.0013	<0.000072	0.00036 J	<0.000021	0.0016	0.0019	<0.00007	<0.00007	<0.00005	0.00011 J
Phenol	*730*	*2200*	<0.00035	<0.00035	<0.000035	<0.000035	<0.000035	0.00015 J	<0.000035	0.00029	<0.00007	<0.00007	<0.00005	0.000089 J
Pyrene	*73*	*220*	<0.00019	<0.00019	<0.000019	<0.000021	<0.000019	<0.000019	<0.000019	0.00027	<0.00007	<0.00007	<0.00005	<0.00005
Metals														
Arsenic	*1*	*1*	0.000818 J	0.00338	0.00156 J	0.00204	<0.0004	0.00337	<0.0004	0.00066 J				

Notes:

1. All values in milligrams per liter (mg/L).
2. Concentrations > RAL and non-detects are highlighted light gray.
3. Concentrations > C/I AL and non-detects are highlighted dark gray
4. TRRP Protective Concentration Limits (PCLs) (30 TAC §350, Table 3), updated January 2021.
5. RAL = Residential Assessment Level, C/I = Commercial/Industrial
6. J = Estimated value, < = not detected at the specified detection limit.

TABLE 3
ANALYTICAL RESULTS SUMMARY (2008 - 2022)
CLASS 3 GROUNDWATER
HOUSTON, TX - WOOD PRESERVING WORKS

	Class 3 Residential Assessment	*Class 3 C/I PCL*	MW-67B 07/17/2012	MW-67B 02/12/2013	MW-67B 08/08/2013	MW-67B 01/23/2014	MW-67B 07/24/2014	MW-67B 01/31/2018	MW-67B 03/27/2018	MW-67B 06/06/2018	MW-67B 01/24/2019	MW-67B 07/31/2019	MW-67B 01/15/2020	MW-67B 07/22/2020
Volatile Organic Compounds														
1,2-Dichloroethane	*0.5*	*0.5*	<0.0005	<0.00014	<0.00014	<0.0002	<0.00014	<0.0002	<0.0002	<0.0002	<0.0002	<0.0002	<0.0002	<0.0002
Benzene	*0.5*	*0.5*	<0.0005	<0.00008	<0.00008	<0.0002	<0.00008	<0.0002	<0.0002	<0.0002	<0.0002	<0.0002	<0.0002	<0.0002
Chlorobenzene	*10*	*10*	<0.0005	<0.00012	<0.00012	<0.00018	<0.00012	<0.0003	<0.0003	<0.0003	<0.0003	<0.0003	<0.0003	<0.0003
Ethylbenzene	*70*	*70*	<0.0005	<0.00011	<0.00011	<0.00019	<0.00011	<0.0003	<0.0003	<0.0003	<0.0003	<0.0003	<0.0003	<0.0003
Methylene chloride	*0.5*	*0.5*	<0.001	<0.00015	<0.00015	<0.00022	<0.00015	<0.001	<0.001	<0.001	<0.001	<0.001	<0.001	<0.001
Toluene	*100*	*100*	<0.0005	<0.00015	<0.00015	<0.00017	<0.00015	<0.0002	<0.0002	<0.0002	<0.0002	<0.0002	<0.0002	<0.00036
Vinyl chloride	*0.2*	*0.2*			<0.00011		<0.00011							<0.0002
Xylenes (total)	*1000*	*1000*	<0.0015	<0.00026	<0.00026	<0.00058	<0.00026	<0.0003	<0.0003	<0.0003	<0.0003	<0.0003	<0.0003	<0.0003
Semivolatile Organic Compounds														
1,2-Diphenylhydrazine	*0.11*	*0.26*	<0.00005	<0.000105	<0.000104	<0.000106	<0.000106	<0.000021	<0.000021	<0.000021	<0.000021	<0.000021	<0.000021	<0.000021
2,4-Dimethylphenol	*49*	*150*	<0.00005	<0.000295	<0.000292	<0.000298	<0.000298	<0.00004	<0.00004	<0.00004	<0.00004	<0.00004	<0.00004	<0.00004
2,4-Dinitrotoluene	*0.13*	*0.3*	<0.00005	<0.000124	<0.000123	<0.000125	<0.000125	<0.000058	<0.000058	0.000058 J	<0.000058	<0.000058	<0.000058	<0.000058
2,6-Dinitrotoluene	*0.13*	*0.3*	0.0022 J	<0.0000762	<0.0000755	<0.0000769	<0.0000769	<0.000042	<0.000042	<0.000042	<0.000042	<0.000042	<0.000042	<0.000042
2-Chloronaphthalene	*200*	*580*	<0.00005	<0.0000762	<0.0000755	<0.0000769	<0.0000769	<0.000021	<0.000021	0.000021 J	<0.000021	<0.000021	<0.000021	<0.000021
2-Methylnaphthalene	*9.8*	*29*	0.000062 J	<0.0000667	<0.000066	<0.0000673	<0.0000673	<0.000031	<0.000019	0.000061 J	<0.000019	<0.000019	<0.000019	0.00012
4,6-Dinitro-2-methylphenol	*0.24*	*0.73*	<0.00008	R	<0.000783	<0.000798	<0.000798	<0.00002	<0.00002	<0.00002	<0.00002	<0.00002	<0.00002	<0.00002
4-Nitrophenol	*4.9*	*15*	<0.00005	<0.000533	<0.000528	<0.000538	<0.000538	<0.000047	<0.000047	0.000047 J	<0.000047	<0.000047	<0.000047	<0.000047
Acenaphthene	*150*	*440*	<0.00005	<0.0000762	<0.0000755	<0.0000769	<0.0000769	<0.000027	<0.000027	0.000027 J	<0.000027	<0.000027	<0.000027	0.00005 J
Acenaphthylene	*150*	*440*	<0.00005	<0.0000571	<0.0000566	<0.0000577	<0.0000577	<0.000015	<0.000015	0.000015 J	<0.000015	<0.000015	<0.000015	<0.000015
Anthracene	*730*	*2200*	<0.00005	<0.0000476	<0.0000472	<0.000424	<0.0000481	<0.000014	<0.000014	<0.000014	<0.000014	<0.000014	<0.000014	<0.000014
Benzo(a)anthracene	*0.91*	*2*	<0.00005	<0.0000762	<0.0000755	<0.0000769	<0.0000769	<0.00005	<0.00005	<0.00005	<0.00005	<0.00005	<0.00005	<0.00005
Benzo(a)pyrene	*0.02*	*0.02*	<0.00005	<0.0000762	<0.0000755	<0.0000769	<0.0000769	<0.00002	<0.00002	<0.00002	<0.00002	<0.00002	<0.00002	<0.00002
bis(2-Chloroethoxy)methane	*0.083*	*0.19*	<0.00005	<0.000124	<0.000123	<0.000125	<0.000125	<0.00003	<0.00003	0.00003 J	<0.00003	<0.00003	<0.00003	<0.00003
bis(2-Ethylhexyl)phthalate (DEHP)	*0.6*	*0.6*	0.00012 J	<0.000352	<0.000349	<0.000356	0.00184	<0.000056	<0.000037	<0.00056	0.000051 J	<0.000037	0.00009 J	0.0003
Chrysene	*91*	*200*	<0.00005	<0.0000762	<0.0000755	<0.0000769	<0.0000769	<0.000021	<0.000021	<0.000021	<0.000021	<0.000021	<0.000021	<0.000021
Dibenzofuran	*9.8*	*29*	<0.00005	<0.0000762	<0.0000755	<0.0000769	<0.0000769	<0.00002	<0.00002	0.000069 J	<0.00002	<0.00002	<0.00002	<0.00002
Di-n-butylphthalate (DBP)	*240*	*730*	<0.00005	<0.000105	0.000119 J	<0.000834	<0.000106	<0.00002	<0.00002	<0.00002	<0.00002	<0.00002	<0.00002	0.000054 J
Fluoranthene	*98*	*290*	<0.00005	<0.0000667	<0.000066	<0.0000673	<0.0000673	<0.00001	<0.00001	<0.00001	<0.00001	<0.00001	<0.00001	<0.00001
Fluorene	*98*	*290*	<0.00005	<0.0000667	<0.000066	<0.0000673	<0.0000673	<0.00003	<0.00003	0.00003 J	<0.00003	<0.00003	<0.00003	<0.00003
Naphthalene	*49*	*150*	0.00049	<0.0000762	0.000433 J	<0.000711	0.000275 J	<0.00045	0.00013	0.00047 J	<0.00002	0.000079 J	<0.00002	0.00064
Nitrobenzene	*4.9*	*15*	<0.00005	<0.000105	<0.000104	<0.000106	<0.000106	<0.000024	<0.000024	0.000024 J	<0.000024	<0.000024	<0.000024	<0.000024
N-Nitrosodiphenylamine	*19*	*42*	<0.00005	<0.0000952	<0.0000943	<0.0000962	<0.0000962	<0.000025	<0.000025	<0.000025	<0.000025	<0.000025	<0.000025	<0.000025
Pentachlorophenol	*0.1*	*0.1*	<0.00005	0.000581 J	<0.000575	<0.000587	<0.000587	<0.000079	<0.000079	<0.000079	<0.000079	<0.000079	<0.000079	<0.000079
Phenanthrene	*73*	*220*	<0.00005	<0.0000571	<0.0000566	<0.000377	<0.0000577	<0.000021	<0.000021	<0.000021	<0.000021	<0.000021	<0.000021	0.000053 J
Phenol	*730*	*2200*	<0.00005	<0.0000381	<0.0000377	<0.0000385	<0.0000385	0.00018 J	<0.000035	<0.000035	<0.000035	<0.000035	<0.000035	<0.000035
Pyrene	*73*	*220*	<0.00005	<0.000105	<0.000104	<0.000106	<0.000106	<0.000019	<0.000019	<0.000019	<0.000019	<0.000019	<0.000019	<0.000019
Metals														
Arsenic	*1*	*1*						0.000751 J	0.000565 J	0.000416 J	<0.0004	0.000494 J	0.000467 J	<0.0004

Notes:

1. All values in milligrams per liter (mg/L).
2. Concentrations > RAL and non-detects are highlighted light gray.
3. Concentrations > C/I AL and non-detects are highlighted dark gray
4. TRRP Protective Concentration Limits (PCLs) (30 TAC §350, Table 3), updated January 2021.
5. RAL = Residential Assessment Level, C/I = Commercial/Industrial
6. J = Estimated value, < = not detected at the specified detection limit.

TABLE 3
ANALYTICAL RESULTS SUMMARY (2008 - 2022)
CLASS 3 GROUNDWATER
HOUSTON, TX - WOOD PRESERVING WORKS

	Class 3 Residential Assessment	***Class 3 C/I PCL***	MW-67B 01/20/2021	MW-67B 07/20/2021	MW-67B 01/21/2022	MW-70B 07/17/2012 DNAPL	MW-70B 02/07/2013 DNAPL	MW-70B 01/22/2014 DNAPL	MW-70B 07/28/2014 DNAPL	MW-70B 01/20/2020 DNAPL	MW-70B 07/23/2020	MW-70B 01/27/2021	MW-70B 07/21/2021	MW-70B 01/13/2022
Volatile Organic Compounds														
1,2-Dichloroethane	*0.5*	*0.5*	<0.0002	<0.0002	<0.0002	<0.0025	<0.007	<0.0002	<0.0014	<0.01	<0.002	<0.002	<0.002	<0.001
Benzene	*0.5*	*0.5*	<0.0002	<0.0002	<0.0002	0.21	**2.01**	**2.39**	**2.55**	**1.9**	**1.5**	0.1	**0.6**	**1.9**
Chlorobenzene	*10*	*10*	<0.0003	<0.0003	<0.0003	<0.0025	0.0317 J	0.000715	<0.0012	<0.015	<0.003	<0.003	<0.003	<0.0015
Ethylbenzene	*70*	*70*	<0.0003	<0.0003	<0.0003	0.058	0.524	0.621	0.742	0.57	0.75	0.58	0.54	0.7
Methylene chloride	*0.5*	*0.5*	<0.001	<0.001	<0.001	<0.005	<0.0075	<0.00022	<0.0015	<0.05	<0.01	<0.01	<0.01	<0.005
Toluene	*100*	*100*	<0.0002	<0.0002	<0.0002	0.22	1.65	2.31	2.76	2.1	2.3	0.7	0.6	2
Vinyl chloride	*0.2*	*0.2*								<0.01				
Xylenes (total)	*1000*	*1000*	<0.0003	<0.0003	<0.0003	0.19	1.51	1.68	2.11	1.5	2.1	0.6	0.5	2
Semivolatile Organic Compounds														
1,2-Diphenylhydrazine	*0.11*	*0.26*	<0.000021	<0.000021	<0.000021	<0.0005	<0.075	<0.0157	<0.0107	<0.00042	<0.0021	<0.00021	<0.00021	<0.0021
2,4-Dimethylphenol	*49*	*150*	<0.00004	<0.00004	<0.00004	2.6	<2.11	**72**	**50.8**	49	16 J	0.1	1	8.5
2,4-Dinitrotoluene	*0.13*	*0.3*	<0.000058	<0.000058	<0.000058	<0.0005	<0.0886	<0.0186	<0.0126	<0.0012	<0.0058	<0.00058	<0.00058	<0.0058
2,6-Dinitrotoluene	*0.13*	*0.3*	<0.000042	<0.000042	<0.000042	<0.0006	<0.0545	<0.0114	<0.00777	<0.00084	<0.0042	<0.00042	<0.00042	<0.0042
2-Chloronaphthalene	*200*	*580*	<0.000021	<0.000021	<0.000021	<0.0005	<0.0545	<0.0114	<0.00777	<0.00042	<0.0021	<0.00021	<0.00021	<0.0021
2-Methylnaphthalene	*9.8*	*29*	0.000035 J	<0.000019	<0.000019	0.94	1.21	1.4	1.31	**10**	2 J	0.22	0.71	4.8
4,6-Dinitro-2-methylphenol	*0.24*	*0.73*	<0.00002	<0.00002	<0.00002	<0.0008	**<0.566**	<0.119	<0.0806	<0.0004	<0.002	<0.0002	<0.0002	<0.002
4-Nitrophenol	*4.9*	*15*	<0.000047	<0.000047	<0.000047	<0.0005	<0.382	<0.08	<0.0544	<0.00094	<0.0047	<0.00047	<0.00047	<0.0047
Acenaphthene	*150*	*440*	0.000058 J	<0.000027	<0.000027	0.91	0.515	0.454	0.374	7.1	0.58 J	0.13	0.23	2.6
Acenaphthylene	*150*	*440*	<0.000015	<0.000015	<0.000015	0.011	0.0424 J	<0.00857	0.0114 J	0.079	0.017 J	0.0044	<0.00015	0.047
Anthracene	*730*	*2200*	<0.000014	<0.000014	<0.000014	0.096	0.051 J	0.0423 J	0.0387 J	5.8	0.27 J	0.038	0.054	1.3
Benzo(a)anthracene	*0.91*	*2*	<0.00005	<0.00005	<0.00005	0.016	<0.0545	<0.0114	<0.00777	0.52	0.054 J	0.0046	0.0051	0.17
Benzo(a)pyrene	*0.02*	*0.02*	<0.00002	<0.00002	<0.00002	0.0041	**<0.0545**	<0.0114	<0.00777	**0.13**	0.019 J	0.0016	0.0018	**0.039**
bis(2-Chloroethoxy)methane	*0.083*	*0.19*	<0.00003	<0.00003	<0.00003	<0.0005	**<0.0886**	<0.0186	<0.0126	<0.0006	<0.003	<0.0003	<0.0003	<0.003
bis(2-Ethylhexyl)phthalate (DEHP)	*0.6*	*0.6*	<0.00021	0.000053 J	<0.000037	0.0068	<0.252	<0.0529	<0.0359	0.0039 J	<0.0037	<0.00037	<0.00037	<0.0037
Chrysene	*91*	*200*	<0.000021	<0.000021	<0.000021	0.013	<0.0545	<0.0114	<0.00777	0.63	0.044 J	0.0038	0.005	0.21
Dibenzofuran	*9.8*	*29*	<0.00003	<0.00002	<0.00002	0.69	0.345	0.355	0.278	6.2	0.57 J	0.12	0.22	2.5
Di-n-butylphthalate (DBP)	*240*	*730*	0.00025	<0.00002	<0.00002	<0.0005	<0.075	<0.0157	<0.0107	<0.0004	<0.002	<0.0002	<0.0002	<0.002
Fluoranthene	*98*	*290*	<0.00001	<0.00001	<0.00001	0.28	<0.0477	0.0105 J	0.013 J	4.7	0.39 J	0.036	0.048	1.9
Fluorene	*98*	*290*	0.000033 J	<0.00003	<0.00003	0.66	0.211 J	0.217	0.186	6.7	0.52 J	0.092	0.16	2.3
Naphthalene	*49*	*150*	0.00074	0.000057 J	<0.00002	5.3	17.3 J	30.1	18.1	**71**	15 J	0.9	5	22
Nitrobenzene	*4.9*	*15*	<0.000024	<0.000024	<0.000024	<0.0005	<0.075	<0.0157	<0.0107	<0.00048	<0.0024	<0.00024	<0.00024	<0.0024
N-Nitrosodiphenylamine	*19*	*42*	<0.000025	<0.000025	<0.000025	<0.0005	<0.0682	<0.0143	<0.00971	<0.0005	<0.0025	<0.00025	<0.00025	<0.0025
Pentachlorophenol	*0.1*	*0.1*	<0.000079	<0.000079	<0.000079	<0.0005	**<0.416**	<0.0871	<0.0592	<0.0016	<0.0079	<0.00079	<0.00079	<0.0079
Phenanthrene	*73*	*220*	<0.000021	<0.000021	<0.000021	0.93	0.227 J	0.175	0.162	14	2.3 J	0.16	0.25	5.8
Phenol	*730*	*2200*	0.000095 J	<0.000035	<0.000035	0.077	2.87	3.86	1.69	3.4	1.7 J	0.45	0	0.71
Pyrene	*73*	*220*	<0.000019	<0.000019	<0.000019	0.094	<0.075	<0.0157	<0.0107	3.2	0.24 J	0.02	0.027	0.97
Metals														
Arsenic	*1*	*1*	0.000818 J	<0.0004	<0.0004					0.0012 J	0.00168 J	0.00199 J	0.0017 J	0.00197 J

Notes:

1. All values in milligrams per liter (mg/L).
2. Concentrations > RAL and non-detects are highlighted light gray.
3. Concentrations > C/I AL and non-detects are highlighted dark gray
4. TRRP Protective Concentration Limits (PCLs) (30 TAC §350, Table 3), updated January 2021.
5. RAL = Residential Assessment Level, C/I = Commercial/Industrial
6. J = Estimated value, < = not detected at the specified detection limit.

TABLE 3
ANALYTICAL RESULTS SUMMARY (2008 - 2022)
CLASS 3 GROUNDWATER
HOUSTON, TX - WOOD PRESERVING WORKS

	Class 3 Residential Assessment	*Class 3 C/I PCL*	MW-71B 02/08/2012	MW-71B 07/18/2012	MW-71B 02/07/2013	MW-71B 08/07/2013	MW-71B 01/24/2014	MW-71B 07/28/2014	MW-71B 01/25/2018	MW-71B 03/26/2018	MW-71B 06/06/2018	MW-71B 01/15/2019	MW-71B 07/17/2019	MW-71B 01/15/2020
Volatile Organic Compounds														
1,2-Dichloroethane	*0.5*	*0.5*	<0.001	<0.0005	<0.00014	<0.00014	<0.0002	<0.00014	<0.0002	<0.0002	<0.0002	<0.0002	<0.0002	<0.0002
Benzene	*0.5*	*0.5*	0.012	0.0014 J	0.0124	0.103	0.039	0.00155	<0.0002	0.0042	0.027	0.0024	0.13	0.0021
Chlorobenzene	*10*	*10*	<0.001	<0.0005	<0.00012	<0.00012	<0.00018	<0.00012	<0.0003	<0.0003	<0.0003	<0.0003	<0.0003	<0.0003
Ethylbenzene	*70*	*70*	0.0045 J	0.0075	0.00541	0.0354	0.00793	<0.00011	<0.0003	0.00065 J	0.0055	0.00093 J	0.031	0.0013
Methylene chloride	*0.5*	*0.5*	<0.0013	<0.001	<0.00015	<0.00015	<0.00022	<0.00015	<0.001	<0.001	<0.001	<0.001	<0.001	<0.001
Toluene	*100*	*100*	0.0077	0.0078	0.0104	0.0355	0.00918	0.00423	<0.0002	0.00094 J	0.0033	<0.0002	0.023	<0.0002
Vinyl chloride	*0.2*	*0.2*				<0.00011								
Xylenes (total)	*1000*	*1000*	0.016	0.033	0.0143	0.0615	0.0202	0.0126	<0.0003	0.0044	0.013	0.00084 J	0.054	0.003
Semivolatile Organic Compounds														
1,2-Diphenylhydrazine	*0.11*	*0.26*	<0.00005	<0.00005	<0.000105	<0.00519	<0.000106	<0.000107	<0.000021	<0.000021	<0.000021	<0.000021	<0.000021	<0.000021
2,4-Dimethylphenol	*49*	*150*	0.0034	<0.00005	<0.000295	<0.0146	0.0225	<0.000301	<0.000041	<0.000041	0.00044	<0.00004	<0.00004	<0.00004
2,4-Dinitrotoluene	*0.13*	*0.3*	<0.00005	<0.00005	<0.000124	<0.00613	<0.000125	<0.000126	<0.000059	<0.000059	<0.000058	<0.000058	<0.000058	<0.000058
2,6-Dinitrotoluene	*0.13*	*0.3*	<0.00006	<0.00006	<0.0000762	<0.00377	<0.0000769	<0.0000777	<0.000043	<0.000043	<0.000042	<0.000042	<0.000042	<0.000042
2-Chloronaphthalene	*200*	*580*	<0.00005	<0.00005	<0.0000762	<0.00377	<0.0000769	<0.0000777	<0.000021	<0.000021	<0.000021	<0.000021	<0.000021	<0.000021
2-Methylnaphthalene	*9.8*	*29*	0.0076	<0.0004	0.000377 J	0.114	0.0476	<0.000068	<0.000019	0.0017	0.00031	<0.000019	0.024	0.006
4,6-Dinitro-2-methylphenol	*0.24*	*0.73*	<0.00008	<0.00008	<0.00079	<0.0392	<0.000798	<0.000806	<0.00002	<0.00002	<0.00002	<0.00002	<0.00002	<0.00002
4-Nitrophenol	*4.9*	*15*	<0.00005	<0.00005	<0.000533	<0.0264	<0.000538	<0.000544	<0.000048	<0.000048	<0.000047	<0.000047	<0.000047	<0.000047
Acenaphthene	*150*	*440*	0.0039	<0.00017	0.0044	0.0346	0.0212	0.000785	<0.000028	0.0043	0.0023	<0.000027	0.016	0.0053
Acenaphthylene	*150*	*440*	0.00019 J	<0.00005	0.000135 J	<0.00283	0.00122	<0.0000583	<0.000015	0.000066 J	0.00011	<0.000015	0.00033	0.00015
Anthracene	*730*	*2200*	0.00056	<0.00013	0.000452 J	0.00383 J	0.00198	<0.0000485	0.000064 J	0.0022	0.00041	<0.000014	0.0066	0.0039
Benzo(a)anthracene	*0.91*	*2*	0.000081 J	0.00011 J	<0.0000762	<0.00377	<0.0000769	<0.0000777	0.00015	0.00067	0.00013	<0.00005	0.0026	0.0011
Benzo(a)pyrene	*0.02*	*0.02*	0.00012 J	0.00014 J	<0.0000762	<0.00377	<0.0000769	<0.0000777	0.0002	0.00029	0.00018	0.000021 J	0.00083	0.00052
bis(2-Chloroethoxy)methane	*0.083*	*0.19*	<0.00005	<0.00005	<0.000124	<0.00613	<0.000125	<0.000126	<0.000031	<0.000031	<0.00003	<0.00003	<0.00003	<0.00003
bis(2-Ethylhexyl)phthalate (DEHP)	*0.6*	*0.6*	<0.0013	0.00012 J	<0.000352	<0.0175	<0.000356	<0.000359	0.00018 J	0.000081 J	<0.00056	<0.000037	<0.00014	0.00063
Chrysene	*91*	*200*	0.000089 J	0.00015 J	<0.0000762	<0.00377	<0.0000769	<0.0000777	0.00023	0.00077	0.00025	<0.000021	0.0024	0.0011
Dibenzofuran	*9.8*	*29*	0.0031	<0.00016	0.00244	0.0292	0.0175	<0.0000777	<0.00002	0.004	0.0019	<0.00002	0.016	0.0049
Di-n-butylphthalate (DBP)	*240*	*730*	<0.00005	<0.00005	<0.000105	<0.00519	<0.00085	<0.000107	<0.00002	<0.00002	<0.00002	0.000022 J	<0.00002	0.00098
Fluoranthene	*98*	*290*	0.00053	<0.00026	0.000387 J	<0.0033	0.000712	0.000149 J	0.00033	0.0045	0.0005	0.000039 J	0.017	0.0057
Fluorene	*98*	*290*	0.002	<0.00023	0.00168	0.0127 J	0.0104	<0.000068	<0.000031	0.0032	0.0013	<0.00003	0.0093	0.0038
Naphthalene	*49*	*150*	0.051	<0.0019	0.0000937 J	2.07	0.504	<0.000471	<0.00002	0.00048	0.00011	<0.00002	0.44	0.0064
Nitrobenzene	*4.9*	*15*	<0.00005	<0.00005	<0.000105	<0.00519	<0.000106	<0.000107	<0.000024	<0.000024	<0.000024	<0.000024	<0.000024	<0.000024
N-Nitrosodiphenylamine	*19*	*42*	<0.00005	<0.00005	<0.0000952	<0.00472	<0.0000962	<0.0000971	<0.000026	<0.000026	<0.000025	<0.000025	<0.000025	<0.000025
Pentachlorophenol	*0.1*	*0.1*	0.00022	<0.00005	<0.000581	<0.0288	<0.000587	<0.000592	<0.000081	<0.000081	<0.000079	<0.000079	<0.000079	<0.000079
Phenanthrene	*73*	*220*	0.0025	<0.00034	0.00127	0.0124 J	0.00677	<0.0000583	0.00012	0.012	0.0016	<0.000021	0.03	0.017
Phenol	*730*	*2200*	0.00037	<0.00005	<0.0000381	<0.00189	<0.0000385	<0.0000388	<0.000036	<0.000036	<0.000035	<0.000035	0.000051 J	<0.000035
Pyrene	*73*	*220*	0.00057	<0.00026	0.000253 J	<0.00519	0.000353 J	<0.000107	0.00031	0.0028	0.00064	0.000037 J	0.0088	0.0042
Metals														
Arsenic	*1*	*1*							0.00174 J	0.00214	0.000851 J	0.00158 J	0.000626 J	0.00279

Notes:

1. All values in milligrams per liter (mg/L).
2. Concentrations > RAL and non-detects are highlighted light gray.
3. Concentrations > C/I AL and non-detects are highlighted dark gray
4. TRRP Protective Concentration Limits (PCLs) (30 TAC §350, Table 3), updated January 2021.
5. RAL = Residential Assessment Level, C/I = Commercial/Industrial
6. J = Estimated value, < = not detected at the specified detection limit.

TABLE 3
ANALYTICAL RESULTS SUMMARY (2008 - 2022)
CLASS 3 GROUNDWATER
HOUSTON, TX - WOOD PRESERVING WORKS

	Class 3 Residential Assessment	*Class 3 C/I PCL*	MW-71B 07/23/2020	MW-71B 01/20/2021	MW-71B 07/14/2021	MW-71B 01/12/2022	MW-72B 07/12/2012	MW-72B 02/01/2013	MW-72B 07/29/2013	MW-72B 01/15/2014	MW-72B 02/08/2018	MW-72B 03/19/2018	MW-72B 05/16/2018	MW-72B 01/24/2019
Volatile Organic Compounds														
1,2-Dichloroethane	*0.5*	*0.5*	<0.0002	<0.0002	<0.0002	<0.002	<0.005	<0.007	<0.014	<0.0002	0.018	<0.0002	<0.001	0.011
Benzene	*0.5*	*0.5*	0.082	0.012	0.043	0.0055 J	**1.4**	**1.45**	**1.23**	**0.932**	**0.8**	**1.1**	**1.2**	**0.63**
Chlorobenzene	*10*	*10*	<0.0003	<0.0003	<0.0003	<0.003	<0.005	<0.006	<0.012	0.00029 J	0.00033 J	<0.0003	<0.0015	<0.003
Ethylbenzene	*70*	*70*	0.017	0.0033	0.0064	<0.003	0.31	0.321	0.332	0.224	0.26	0.31	0.34	0.2
Methylene chloride	*0.5*	*0.5*	<0.001	<0.001	<0.001	0.012 J	<0.01	<0.0075	0.291	<0.00022	<0.001	<0.001	<0.005	<0.01
Toluene	*100*	*100*	0.0024	0.00079 J	0.0033	<0.002	1.1	1.18	1.12	0.724	0.72	0.99	0.95	0.58
Vinyl chloride	*0.2*	*0.2*												
Xylenes (total)	*1000*	*1000*	0.0087	0.0025	0.004	<0.003	0.88	0.96	0.928	0.661	0.87	0.94	1.1	0.63
Semivolatile Organic Compounds														
1,2-Diphenylhydrazine	*0.11*	*0.26*	<0.000021	<0.000021	<0.000021	<0.000021	<0.0005	<0.0524	<0.0267	**<0.156**	<0.00021	<0.00021	<0.00021	<0.00021
2,4-Dimethylphenol	*49*	*150*	<0.00004	<0.00004	<0.00004	0.00073	20	**98.1**	29.9	**182 J**	10	16	14	2
2,4-Dinitrotoluene	*0.13*	*0.3*	<0.000058	<0.000058	<0.000058	<0.000058	<0.0005	<0.0619	<0.0316	**<0.184**	<0.00058	<0.00058	<0.00058	<0.00058
2,6-Dinitrotoluene	*0.13*	*0.3*	<0.000042	<0.000042	<0.000042	<0.000042	<0.0006	<0.0381	<0.0194	<0.113	<0.00042	<0.00042	<0.00042	<0.00042
2-Chloronaphthalene	*200*	*580*	<0.000021	<0.000021	<0.000021	<0.000021	<0.0005	<0.0381	<0.0194	<0.113	<0.00021	<0.00021	<0.00021	<0.00021
2-Methylnaphthalene	*9.8*	*29*	0.0026 J	0.00034	0.0021	<0.000019	0.74	1.39	1.19	3.37	0.33	0.42	0.23	0.071
4,6-Dinitro-2-methylphenol	*0.24*	*0.73*	<0.00002	<0.00002	<0.00002	<0.00002	<0.0008	**<0.395**	<0.201	**<1.17**	<0.0002	<0.0002	<0.0002	<0.0002
4-Nitrophenol	*4.9*	*15*	<0.000047	<0.000047	<0.000047	<0.000047	<0.0005	<0.267	<0.136	<0.792	<0.00047	<0.00047	<0.00047	0.0073 J
Acenaphthene	*150*	*440*	0.0019 J	0.000079 J	0.007	0.0037	0.23	0.584	0.476	1.6	0.07	0.15	0.12	0.019
Acenaphthylene	*150*	*440*	<0.000015	<0.000015	0.000077 J	0.000051 J	0.0073	<0.0286	<0.0146	<0.0849	0.0021	<0.00015	0.003	0.00069 J
Anthracene	*730*	*2200*	0.00054 J	0.00015	0.0019	0.00057	0.017	0.0646 J	0.033 J	0.179 J	0.0085	0.02	<0.00014	0.0015
Benzo(a)anthracene	*0.91*	*2*	0.00041 J	0.00028	0.00054	0.00028	<0.0005	<0.0381	<0.0194	<0.113	<0.0005	<0.0005	<0.0005	<0.0005
Benzo(a)pyrene	*0.02*	*0.02*	0.00026 J	0.00014	0.00015	0.00012	<0.0005	**<0.0381**	<0.0194	**<0.113**	<0.0002	<0.0002	<0.0002	<0.0002
bis(2-Chloroethoxy)methane	*0.083*	*0.19*	<0.00003	<0.00003	<0.00003	<0.00003	<0.0005	<0.0619	<0.0316	**<0.184**	<0.0003	<0.0003	<0.0003	<0.0003
bis(2-Ethylhexyl)phthalate (DEHP)	*0.6*	*0.6*	<0.000037	<0.00012	0.000084 J	<0.000037	<0.001	<0.176	<0.0898	<0.524	<0.00037	<0.00037	<0.00037	<0.00037
Chrysene	*91*	*200*	0.00043 J	0.00027	0.00044	0.00031	<0.0005	<0.0381	<0.0194	<0.113	<0.00021	<0.00021	<0.00021	<0.00021
Dibenzofuran	*9.8*	*29*	0.0015 J	0.00013	0.0068	0.0028	0.18	0.355	0.348	1.21	0.06	0.13	0.082	0.017
Di-n-butylphthalate (DBP)	*240*	*730*	<0.00002	<0.000091	0.000037 J	<0.00002	<0.0005	<0.0524	<0.0267	<0.156	<0.0002	<0.0002	<0.0002	<0.0002
Fluoranthene	*98*	*290*	0.0015 J	0.0007	0.0041	0.00062	0.0034	<0.0333	<0.017	<0.0991	<0.0001	0.0015	0.00095 J	<0.0001
Fluorene	*98*	*290*	0.0011 J	0.0001	0.0043	0.0028	0.11	0.253	0.224	0.7 J	0.032	0.069	0.051	0.0091
Naphthalene	*49*	*150*	0.23 J	0.0048	0.14	<0.00034	16	**88.5 J**	25	**82.8**	7.5	13	12	1.2
Nitrobenzene	*4.9*	*15*	<0.000024	<0.000024	<0.000024	<0.000024	<0.0005	<0.0524	<0.0267	<0.156	<0.00024	<0.00024	<0.00024	<0.00024
N-Nitrosodiphenylamine	*19*	*42*	<0.000025	<0.000025	<0.000025	<0.000025	<0.0005	<0.0476	<0.0243	<0.142	<0.00025	<0.00025	<0.00025	<0.00025
Pentachlorophenol	*0.1*	*0.1*	<0.000079	<0.000079	<0.000079	<0.000079	<0.0005	**<0.29**	**<0.148**	**<0.863**	<0.00079	<0.00079	<0.00079	<0.00079
Phenanthrene	*73*	*220*	0.0022 J	<0.00018	0.0048	0.00064	0.079	0.264	0.182	0.76	0.02	0.084	0.045	0.0042
Phenol	*730*	*2200*	<0.000035	<0.000035	<0.000035	<0.000035	3.4	7.51	6.31	31.4	4.2	4.2	2.3	0.58
Pyrene	*73*	*220*	0.001 J	0.00047	0.0027	0.00035	0.0019 J	<0.0524	<0.0267	<0.156	<0.00019	0.0012	0.00074 J	<0.00019
Metals														
Arsenic	*1*	*1*	<0.0004	0.000934 J	<0.00118	0.0012 J					0.00127 J	0.000624 J	0.000951 J	0.00106 J

Notes:

1. All values in milligrams per liter (mg/L).
2. Concentrations > RAL and non-detects are highlighted light gray.
3. Concentrations > C/I AL and non-detects are highlighted dark gray
4. TRRP Protective Concentration Limits (PCLs) (30 TAC §350, Table 3), updated January 2021.
5. RAL = Residential Assessment Level, C/I = Commercial/Industrial
6. J = Estimated value, < = not detected at the specified detection limit.

TABLE 3
ANALYTICAL RESULTS SUMMARY (2008 - 2022)
CLASS 3 GROUNDWATER
HOUSTON, TX - WOOD PRESERVING WORKS

	Class 3 Residential Assessment	***Class 3 C/I PCL***	MW-72B 07/10/2019	MW-72B 01/09/2020	MW-72B 07/14/2020	MW-72B 01/21/2021	MW-72B 07/26/2021	MW-72B 01/13/2022
Volatile Organic Compounds								
1,2-Dichloroethane	*0.5*	*0.5*	<0.0002	<0.002	<0.0002	<0.005	<0.002	<0.001
Benzene	*0.5*	*0.5*	**1.1**	**0.7**	**0.92**	**0.98**	**1**	**0.94**
Chlorobenzene	*10*	*10*	<0.0003	<0.003	0.0003 J	<0.0075	<0.003	<0.0015
Ethylbenzene	*70*	*70*	0.3	0.13	0.23	0.24	0.32	0.37
Methylene chloride	*0.5*	*0.5*	<0.001	<0.01	<0.001	<0.025	<0.01	<0.005
Toluene	*100*	*100*	0.96	0.58	0.75	0.87	1.1	0.83
Vinyl chloride	*0.2*	*0.2*						
Xylenes (total)	*1000*	*1000*	0.97	0.36	0.54	0.67	0.89	1.2
Semivolatile Organic Compounds								
1,2-Diphenylhydrazine	*0.11*	*0.26*	<0.00021	<0.00021	<0.00021	<0.00021	<0.00021	<0.00021
2,4-Dimethylphenol	*49*	*150*	19	13	22	4.2	7.5	10
2,4-Dinitrotoluene	*0.13*	*0.3*	<0.00058	<0.00058	<0.00058	<0.00058	<0.00058	<0.00058
2,6-Dinitrotoluene	*0.13*	*0.3*	<0.00042	<0.00042	<0.00042	<0.00042	<0.00042	<0.00042
2-Chloronaphthalene	*200*	*580*	<0.00021	<0.00021	<0.00021	<0.00021	<0.00021	<0.00021
2-Methylnaphthalene	*9.8*	*29*	0.57	0.22	0.099	0.2	0.25	0.48
4,6-Dinitro-2-methylphenol	*0.24*	*0.73*	<0.0002	<0.0002	<0.0002	<0.0002	<0.0002	<0.0002
4-Nitrophenol	*4.9*	*15*	<0.00047	<0.00047	<0.00047	<0.00047	<0.00047	<0.00047
Acenaphthene	*150*	*440*	0.2	0.079	0.063	0.059	0.078	0.14
Acenaphthylene	*150*	*440*	0.0044	0.0023	0.0018	0.0019	0.002	0.0031
Anthracene	*730*	*2200*	0.034	0.02	0.0059	0.0044	0.011	0.012
Benzo(a)anthracene	*0.91*	*2*	0.0069	0.0031	0.00062 J	<0.0005	0.002	<0.0005
Benzo(a)pyrene	*0.02*	*0.02*	0.0019	0.0011	<0.0002	<0.0002	0.00078 J	<0.0002
bis(2-Chloroethoxy)methane	*0.083*	*0.19*	<0.0003	<0.0003	<0.0003	<0.0003	<0.0003	<0.0003
bis(2-Ethylhexyl)phthalate (DEHP)	*0.6*	*0.6*	<0.00037	<0.00037	<0.00037	<0.00037	<0.00037	<0.00037
Chrysene	*91*	*200*	0.0069	0.0033	0.00027 J	<0.00021	0.002	<0.00021
Dibenzofuran	*9.8*	*29*	0.16	0.061	0.052	0.046	0.066	0.088
Di-n-butylphthalate (DBP)	*240*	*730*	<0.0002	<0.0002	<0.0002	<0.0002	<0.0002	<0.0002
Fluoranthene	*98*	*290*	0.046	0.024	0.0012	0.00084 J	0.012	0.0012
Fluorene	*98*	*290*	0.12	0.049	0.031	0.028	0.045	0.054
Naphthalene	*49*	*150*	12	2	8.8	5.6	7.1	9.4
Nitrobenzene	*4.9*	*15*	<0.00024	<0.00024	<0.00024	<0.00024	<0.00024	<0.00024
N-Nitrosodiphenylamine	*19*	*42*	<0.00025	<0.00025	<0.00025	<0.00025	<0.00025	<0.00025
Pentachlorophenol	*0.1*	*0.1*	<0.00079	<0.00079	<0.00079	<0.00079	<0.00079	<0.00079
Phenanthrene	*73*	*220*	0.16	0.075	0.028	0.016	0.05	0.035
Phenol	*730*	*2200*	9.3	5.2	6.4	2.1	2.8	5.3
Pyrene	*73*	*220*	0.029	0.013	0.00093 J	0.00039 J	0.0087	<0.00019
Metals								
Arsenic	*1*	*1*	0.000861 J	0.00105 J	0.00106 J	0.00141 J	0.00217	0.00232

Notes:

1. All values in milligrams per liter (mg/L).
2. Concentrations > RAL and non-detects are highlighted light gray.
3. Concentrations > C/I AL and non-detects are highlighted dark gray
4. TRRP Protective Concentration Limits (PCLs) (30 TAC §350, Table 3), updated January 2021.
5. RAL = Residential Assessment Level, C/I = Commercial/Industrial
6. J = Estimated value, < = not detected at the specified detection limit.

TABLE 4

Analytical Results Summary - A-TZ Wells - VISL Comparison
Houston, tx - Wood Preserving Works

Location ID: / *Sample Date:*	*Target Groundwater Concentration (TCR=1E-05 or THQ=0.1) Cgw,Target (mg/L)*	*Max Values (mg/L)*	MW-25A 07/16/2019	MW-25A 01/15/2020	MW-25A 07/22/2020	MW-25A 01/26/2021	MW-25A 07/20/2021	MW-25A 01/25/2022	MW-26A 07/17/2019	MW-26A 01/16/2020
Semivolatile Organic Compounds (mg/L)										
Benzo(a)anthracene	*0.344*	*0.0033*	<0.00005	0.00012	<0.00005	<0.00005	<0.00005	<0.00005	<0.00005	<0.00005
Naphthalene	*0.0174*	*0.9400*	0.00023	0.0001	0.001	<0.00002	<0.00002	<0.00002	<0.00032	<0.00017
Nitrobenzene	*0.715*	*0.001*	<0.000024	<0.000024	<0.000024	<0.000024	<0.000024	<0.000024	<0.000024	<0.000024
Volatile Organic Compounds (mg/L)										
1,2-Dichloroethane	*0.0151*	*0.00031*	<0.0002	<0.0002	<0.0002	<0.0002	<0.0002	<0.0002	<0.0002	<0.0002
Benzene	*0.0138*	*0.00039*	<0.0002	<0.0002	<0.0002	<0.0002	<0.0002	<0.0002	0.00036 J	<0.0002
Chlorobenzene	*0.041*	*0.00058*	<0.0003	<0.0003	<0.0003	<0.0003	<0.0003	<0.0003	<0.0003	<0.0003
Ethylbenzene	*0.0349*	*0.0003*	<0.0003	<0.0003	<0.0003	<0.0003	<0.0003	<0.0003	<0.0003	<0.0003
Methylene chloride	*0.471*	*0.001*	<0.001	<0.001	<0.001	<0.001	<0.001	<0.001	<0.001	<0.001
Toluene	*1.92*	*0.0021*	<0.0002	<0.0002	<0.0002	<0.0002	<0.0002	<0.0002	<0.0002	<0.0002
Vinyl chloride	*0.00147*	*0.0002*	<0.0002	<0.0002	<0.0002	NA	NA	NA	NA	NA
Xylenes (total)	*0.0385*	*0.00032*	<0.0003	<0.0003	<0.0003	<0.0003	<0.0003	<0.0003	<0.0003	<0.0003

Notes: VISL Calculator output for target groundwater screening level with inputs: residential scenario, hazard quotient of 0.1, carcinogenic risk of 10-5, and groundwater temperature of 25 degree Celsius (EPA, 2019).

J = Estimated value

< = Compound not detected at the specified detection limit.

UV= Unverified result; subsequent sampling did not confirm result.

TABLE 4

Analytical Results Summary - A-TZ Wells - VISL Comparison
Houston, tx - Wood Preserving Works

Location ID:	*Target Groundwater Concentration (TCR=1E-05 or THQ=0.1)*	MW-26A	MW-26A	MW-26A	MW-26A	MW-27A	MW-27A	MW-27A	MW-27A	MW-28A
Sample Date:	*Cgw,Target (mg/L)*	07/27/2020	01/19/2021	07/20/2021	01/20/2022	07/18/2019	01/15/2020	07/28/2021	01/25/2022	07/16/2019
Semivolatile Organic Compounds (mg/L)										
Benzo(a)anthracene	*0.344*	<0.00005	<0.00005	<0.00005	<0.00005	<0.00005	<0.00005	0.00053	0.00005	0.000055 J
Naphthalene	*0.0174*	<0.000049	<0.00079	<0.00091	<0.00002	0.0026	0.000053 J	0.00015	<0.00002	0.0013
Nitrobenzene	*0.715*	0.001	<0.000024	<0.000024	<0.000024	<0.000024	<0.000024	<0.000024	<0.000024	<0.000024
Volatile Organic Compounds (mg/L)										
1,2-Dichloroethane	*0.0151*	<0.0002	<0.0002	<0.0002	<0.0002	<0.0002	<0.0002	<0.0002	<0.0002	<0.0002
Benzene	*0.0138*	<0.0002	<0.0002	<0.0002	<0.0002	<0.0002	<0.0002	<0.0002	<0.0002	<0.0002
Chlorobenzene	*0.041*	<0.0003	<0.0003	<0.0003	<0.0003	<0.0003	<0.0003	<0.0003	<0.0003	<0.0003
Ethylbenzene	*0.0349*	<0.0003	<0.0003	<0.0003	<0.0003	<0.0003	<0.0003	<0.0003	<0.0003	<0.0003
Methylene chloride	*0.471*	<0.001	<0.001	<0.001	<0.001	<0.001	<0.001	<0.001	<0.001	<0.001
Toluene	*1.92*	<0.0002	<0.0002	<0.0002	<0.0002	<0.0002	<0.0002	<0.0002	<0.0002	<0.0002
Vinyl chloride	*0.00147*	NA	NA	NA	NA	NA	NA	NA	NA	NA
Xylenes (total)	*0.0385*	<0.0003	<0.0003	<0.0003	<0.0003	<0.0003	<0.0003	<0.0003	<0.0003	<0.0003

Notes: VISL Calculator output for target groundwater screening level with inputs: residential scenario, hazard quotient of 0.1, carcinogenic risk of 10-5, and groundwater temperature of 25 degree Celsius (EPA, 2019).

J = Estimated value

< = Compound not detected at the specified detection limit.

UV= Unverified result; subsequent sampling did not confirm result.

TABLE 4

Analytical Results Summary - A-TZ Wells - VISL Comparison
Houston, tx - Wood Preserving Works

Location ID:	*Target Groundwater Concentration (TCR=1E-05 or THQ=0.1)*	MW-28A	MW-28A	MW-28A	MW-28A	MW-28A	MW-28A	MW-32AR	MW-32AR	MW-32AR
Sample Date:	*Cgw,Target (mg/L)*	01/16/2020	07/23/2020	01/20/2021	07/21/2021	08/26/2021	01/27/2022	07/30/2019	01/20/2020	07/23/2020
Semivolatile Organic Compounds (mg/L)										
Benzo(a)anthracene	*0.344*	0.000073 J	<0.00005	<0.00005	<0.00005	<0.00005	<0.0005	0.000054 J	<0.00005	0.000088 J
Naphthalene	*0.0174*	<0.0006	0.00015 J	<0.000091	0.94(UV)	<0.00002	<0.0002	<0.00002	<0.00014	0.00026 J
Nitrobenzene	*0.715*	<0.000024	<0.000024	<0.000024	<0.000024	<0.000024	<0.00024	<0.000024	<0.000024	<0.000024
Volatile Organic Compounds (mg/L)										
1,2-Dichloroethane	*0.0151*	<0.0002	<0.0002	<0.0002	<0.0002	<0.0002	<0.0002	<0.0002	<0.0002	<0.0002
Benzene	*0.0138*	<0.0002	<0.0002	<0.0002	<0.0002	<0.0002	<0.0002	<0.0002	<0.0002	<0.0002
Chlorobenzene	*0.041*	<0.0003	<0.0003	<0.0003	<0.0003	<0.0003	<0.0003	<0.0003	<0.0003	<0.0003
Ethylbenzene	*0.0349*	<0.0003	<0.0003	<0.0003	<0.0003	<0.0003	<0.0003	<0.0003	<0.0003	<0.0003
Methylene chloride	*0.471*	<0.001	<0.001	<0.001	<0.001	<0.001	<0.001	<0.001	<0.001	<0.001
Toluene	*1.92*	<0.0002	<0.0002	<0.0002	<0.0002	<0.0002	<0.0002	<0.0002	<0.0002	<0.0002
Vinyl chloride	*0.00147*	NA	NA	NA	NA	NA	NA	NA	<0.0002	NA
Xylenes (total)	*0.0385*	<0.0003	<0.0003	<0.0003	<0.0003	<0.0003	<0.0003	<0.0003	<0.0003	<0.0003

Notes: VISL Calculator output for target groundwater screening level with inputs: residential scenario, hazard quotient of 0.1, carcinogenic risk of 10-5, and groundwater temperature of 25 degree Celsius (EPA, 2019).

J = Estimated value

< = Compound not detected at the specified detection limit.

UV= Unverified result; subsequent sampling did not confirm result.

TABLE 4

Analytical Results Summary - A-TZ Wells - VISL Comparison
Houston, tx - Wood Preserving Works

Location ID:	*Target Groundwater Concentration (TCR=1E-05 or THQ=0.1)*	MW-32AR	MW-32AR	MW-32AR	MW-33A	MW-33A (DUP)	MW-33A	MW-33A (DUP)	MW-33A
Sample Date:	*Cgw,Target (mg/L)*	01/19/2021	07/21/2021	01/20/2022	07/17/2019	07/17/2019	01/20/2020	01/20/2020	07/28/2020
Semivolatile Organic Compounds (mg/L)									
Benzo(a)anthracene	*0.344*	<0.00005	<0.00013	<0.00005	<0.00005	<0.00005	0.00012	0.00012	NA
Naphthalene	*0.0174*	<0.00002	<0.0019	<0.00002	<0.000076	<0.000096	<0.0005	<0.00066	NA
Nitrobenzene	*0.715*	<0.000024	<0.000024	<0.000024	<0.000024	<0.000024	<0.000024	<0.000024	NA
Volatile Organic Compounds (mg/L)									
1,2-Dichloroethane	*0.0151*	<0.0002	<0.0002	<0.0002	<0.0002	<0.0002	<0.0002	<0.0002	<0.0002
Benzene	*0.0138*	<0.0002	<0.0002	<0.0002	<0.0002	<0.0002	<0.0002	<0.0002	<0.0002
Chlorobenzene	*0.041*	<0.0003	<0.0003	<0.0003	<0.0003	<0.0003	<0.0003	<0.0003	<0.0003
Ethylbenzene	*0.0349*	<0.0003	<0.0003	<0.0003	<0.0003	<0.0003	<0.0003	<0.0003	<0.0003
Methylene chloride	*0.471*	<0.001	<0.001	<0.001	<0.001	<0.001	<0.001	<0.001	<0.001
Toluene	*1.92*	<0.0002	<0.0002	<0.0002	<0.0002	<0.0002	<0.0002	<0.0002	<0.0002
Vinyl chloride	*0.00147*	NA	NA	NA	NA	NA	<0.0002	<0.0002	--
Xylenes (total)	*0.0385*	<0.0003	<0.0003	<0.0003	<0.0003	<0.0003	<0.0003	<0.0003	<0.0003

Notes: VISL Calculator output for target groundwater screening level with inputs: residential scenario, hazard quotient of 0.1, carcinogenic risk of 10-5, and groundwater temperature of 25 degree Celsius (EPA, 2019).

J = Estimated value

< = Compound not detected at the specified detection limit.

UV= Unverified result; subsequent sampling did not confirm result.

TABLE 4

Analytical Results Summary - A-TZ Wells - VISL Comparison
Houston, tx - Wood Preserving Works

Location ID:	*Target Groundwater Concentration (TCR=1E-05 or THQ=0.1)*	MW-33A (DUP)	MW-33A	MW-33A (DUP)	MW-33A	MW-33A (DUP)	MW-33A	MW-33A (DUP)	MW-33A
Sample Date:	*Cgw,Target (mg/L)*	07/28/2020	08/18/2020	08/18/2020	01/19/2021	01/19/2021	07/21/2021	07/21/2021	01/25/2022
Semivolatile Organic Compounds (mg/L)									
Benzo(a)anthracene	*0.344*	NA	0.00011	0.00014	<0.00005	0.000065 J	0.00013	0.00013	0.0002
Naphthalene	*0.0174*	NA	<0.00002	<0.000021	<0.0002	<0.00014	<0.0002	<0.00017	<0.00002
Nitrobenzene	*0.715*	NA	<0.000024	<0.000025	<0.000024	<0.000024	<0.000024	<0.000024	<0.000024
Volatile Organic Compounds (mg/L)									
1,2-Dichloroethane	*0.0151*	<0.0002	NA	NA	<0.0002	<0.0002	<0.0002	<0.0002	<0.0002
Benzene	*0.0138*	<0.0002	NA	NA	<0.0002	<0.0002	<0.0002	<0.0002	<0.0002
Chlorobenzene	*0.041*	<0.0003	NA	NA	<0.0003	<0.0003	<0.0003	<0.0003	<0.0003
Ethylbenzene	*0.0349*	<0.0003	NA	NA	<0.0003	<0.0003	<0.0003	<0.0003	<0.0003
Methylene chloride	*0.471*	<0.001	NA	NA	<0.001	<0.001	<0.001	<0.001	<0.001
Toluene	*1.92*	<0.0002	NA	NA	<0.0002	<0.0002	<0.0002	<0.0002	<0.0002
Vinyl chloride	*0.00147*	--	NA	NA	NA	NA	NA	NA	NA
Xylenes (total)	*0.0385*	<0.0003	NA	NA	<0.0003	<0.0003	<0.0003	<0.0003	<0.0003

Notes: VISL Calculator output for target groundwater screening level with inputs: residential scenario, hazard quotient of 0.1, carcinogenic risk of 10-5, and groundwater temperature of 25 degree Celsius (EPA, 2019).

J = Estimated value

< = Compound not detected at the specified detection limit.

UV= Unverified result; subsequent sampling did not confirm result.

TABLE 4

Analytical Results Summary - A-TZ Wells - VISL Comparison
Houston, tx - Wood Preserving Works

Location ID:	*Target Groundwater Concentration (TCR=1E-05 or THQ=0.1)*	MW-33A (DUP)	MW-35A	MW-35A	MW-35A	MW-35A	MW-35A	MW-35A	MW-36A	MW-36A
Sample Date:	*Cgw,Target (mg/L)*	01/25/2022	07/18/2019	01/10/2020	07/22/2020	01/12/2021	07/22/2021	01/27/2022	07/16/2019	01/09/2020
Semivolatile Organic Compounds (mg/L)										
Benzo(a)anthracene	*0.344*	0.0002	<0.00005	<0.00005	<0.00005	<0.00005	<0.00005	<0.00005	<0.00005	<0.00005
Naphthalene	*0.0174*	<0.00011	0.00083	<0.0002	0.0012	<0.00035	<0.011	<0.00034	0.00015	<0.00034
Nitrobenzene	*0.715*	<0.000024	<0.000024	<0.000024	<0.000024	<0.000024	<0.000024	<0.000024	<0.000024	<0.000024
Volatile Organic Compounds (mg/L)										
1,2-Dichloroethane	*0.0151*	<0.0002	<0.0002	<0.0002	<0.0002	<0.0002	<0.0002	<0.0002	<0.0002	<0.0002
Benzene	*0.0138*	<0.0002	<0.0002	<0.0002	<0.0002	<0.0002	<0.0002	<0.0002	<0.0002	<0.0002
Chlorobenzene	*0.041*	<0.0003	<0.0003	<0.0003	0.00058 J	<0.0003	<0.0003	<0.0003	<0.0003	<0.0003
Ethylbenzene	*0.0349*	<0.0003	<0.0003	<0.0003	<0.0003	<0.0003	<0.0003	<0.0003	<0.0003	<0.0003
Methylene chloride	*0.471*	<0.001	<0.001	<0.001	<0.001	<0.001	<0.001	<0.001	<0.001	<0.001
Toluene	*1.92*	<0.0002	<0.0002	<0.0002	<0.0002	<0.0002	<0.0002	<0.0002	<0.0002	<0.0002
Vinyl chloride	*0.00147*	NA	NA	<0.0002	NA	NA	NA	NA	<0.0002	<0.0002
Xylenes (total)	*0.0385*	<0.0003	<0.0003	<0.0003	<0.0003	<0.0003	0.00032 J	0.0003 J	<0.0003	<0.0003

Notes: VISL Calculator output for target groundwater screening level with inputs: residential scenario, hazard quotient of 0.1, carcinogenic risk of 10-5, and groundwater temperature of 25 degree Celsius (EPA, 2019).

J = Estimated value

< = Compound not detected at the specified detection limit.

UV= Unverified result; subsequent sampling did not confirm result.

TABLE 4

Analytical Results Summary - A-TZ Wells - VISL Comparison
Houston, tx - Wood Preserving Works

Location ID:	*Target Groundwater Concentration (TCR=1E-05 or THQ=0.1)*	MW-36A	MW-36A	MW-36A	MW-36A	MW-36A	MW-38A	MW-38A	MW-38A	MW-38A
Sample Date:	*Cgw,Target (mg/L)*	07/28/2020	08/18/2020	01/27/2021	07/21/2021	01/25/2022	07/31/2019	01/21/2020	07/20/2020	01/13/2021
Semivolatile Organic Compounds (mg/L)										
Benzo(a)anthracene	*0.344*	NA	<0.000052	<0.00005	<0.00005	<0.00005	0.000087 J	<0.00005	<0.00005	<0.000051
Naphthalene	*0.0174*	NA	<0.000021	<0.00002	<0.00063	<0.00002	0.000068 J	0.0011	<0.00002	0.000042 J
Nitrobenzene	*0.715*	NA	<0.000025	<0.000024	<0.000024	<0.000024	<0.000024	<0.000024	<0.000024	<0.000025
Volatile Organic Compounds (mg/L)										
1,2-Dichloroethane	*0.0151*	<0.0002	NA	<0.0002	<0.0002	<0.0002	0.00031 J	<0.0002	<0.0002	<0.0002
Benzene	*0.0138*	<0.0002	NA	<0.0002	<0.0002	<0.0002	<0.0002	<0.0002	<0.0002	<0.0002
Chlorobenzene	*0.041*	<0.0003	NA	<0.0003	<0.0003	<0.0003	<0.0003	<0.0003	<0.0003	<0.0003
Ethylbenzene	*0.0349*	<0.0003	NA	<0.0003	<0.0003	<0.0003	<0.0003	<0.0003	<0.0003	<0.0003
Methylene chloride	*0.471*	<0.001	NA	<0.001	<0.001	<0.001	<0.001	<0.001	<0.001	<0.001
Toluene	*1.92*	<0.0002	NA	<0.0002	<0.0002	<0.0002	<0.0002	<0.0002	<0.0002	<0.0002
Vinyl chloride	*0.00147*	<0.0002	NA	NA	NA	NA	NA	NA	NA	NA
Xylenes (total)	*0.0385*	<0.0003	NA	<0.0003	<0.0003	<0.0003	<0.0003	<0.0003	<0.0003	<0.0003

Notes: VISL Calculator output for target groundwater screening level with inputs: residential scenario, hazard quotient of 0.1, carcinogenic risk of 10-5, and groundwater temperature of 25 degree Celsius (EPA, 2019).

J = Estimated value

< = Compound not detected at the specified detection limit.

UV= Unverified result; subsequent sampling did not confirm result.

TABLE 4

Analytical Results Summary - A-TZ Wells - VISL Comparison
Houston, tx - Wood Preserving Works

Location ID:	*Target Groundwater Concentration (TCR=1E-05 or THQ=0.1)*	MW-38A	MW-38A	MW-44A	MW-44A	MW-44A	MW-44A	MW-44A	MW-44A	MW-47A
Sample Date:	*Cgw,Target (mg/L)*	07/14/2021	01/27/2022	07/17/2019	01/09/2020	07/22/2020	01/26/2021	07/22/2021	01/25/2022	03/20/2020
Semivolatile Organic Compounds (mg/L)										
Benzo(a)anthracene	*0.344*	<0.00005	<0.00005	0.000085 J	0.000054 J	<0.00005	<0.00005	<0.00005	<0.000057	<0.00005
Naphthalene	*0.0174*	<0.00011	<0.00018	<0.00019	<0.003	<0.00016	<0.000091	0.011	<0.00023	<0.00002
Nitrobenzene	*0.715*	<0.000024	<0.000024	<0.000024	<0.000024	<0.000024	<0.000024	<0.000024	<0.000024	<0.000024
Volatile Organic Compounds (mg/L)										
1,2-Dichloroethane	*0.0151*	<0.0002	<0.0002	<0.0002	<0.0002	<0.0002	<0.0002	<0.0002	<0.0002	<0.0002
Benzene	*0.0138*	<0.0002	<0.0002	<0.0002	<0.0002	<0.0002	<0.0002	<0.0002	<0.0002	<0.0002
Chlorobenzene	*0.041*	<0.0003	<0.0003	<0.0003	<0.0003	<0.0003	<0.0003	<0.0003	<0.0003	<0.0003
Ethylbenzene	*0.0349*	<0.0003	<0.0003	<0.0003	<0.0003	<0.0003	<0.0003	<0.0003	<0.0003	<0.0003
Methylene chloride	*0.471*	<0.001	<0.001	<0.001	<0.001	<0.001	<0.001	<0.001	<0.001	<0.001
Toluene	*1.92*	<0.0002	<0.0002	<0.0002	<0.0002	<0.0002	<0.0002	<0.0002	<0.0002	<0.0002
Vinyl chloride	*0.00147*	NA	NA	<0.0002	NA	<0.0002	NA	NA	NA	NA
Xylenes (total)	*0.0385*	<0.0003	<0.0003	<0.0003	<0.0003	<0.0003	<0.0003	<0.0003	<0.0003	<0.0003

Notes: VISL Calculator output for target groundwater screening level with inputs: residential scenario, hazard quotient of 0.1, carcinogenic risk of 10-5, and groundwater temperature of 25 degree Celsius (EPA, 2019).

J = Estimated value

< = Compound not detected at the specified detection limit.

UV= Unverified result; subsequent sampling did not confirm result.

TABLE 4

Analytical Results Summary - A-TZ Wells - VISL Comparison
Houston, tx - Wood Preserving Works

Location ID:	*Target Groundwater Concentration (TCR=1E-05 or THQ=0.1)*	MW-47A	MW-47A	MW-47A	MW-47A	MW-59A	MW-59A	MW-59A	MW-59A	MW-59A
Sample Date:	*Cgw,Target (mg/L)*	07/21/2020	01/21/2021	07/14/2021	01/11/2022	07/17/2019	01/16/2020	07/21/2020	01/26/2021	07/19/2021
Semivolatile Organic Compounds (mg/L)										
Benzo(a)anthracene	*0.344*	<0.00005	<0.00005	<0.00005	<0.00005	<0.00005	<0.00005	<0.00005	<0.00005	<0.00005
Naphthalene	*0.0174*	0.00025	<0.00015	<0.000069	<0.000058	<0.00012	<0.0012	0.00017	<0.00007	0.000087J
Nitrobenzene	*0.715*	<0.000024	<0.000024	<0.000024	<0.000024	<0.000024	<0.000024	<0.000024	<0.000024	<0.000024
Volatile Organic Compounds (mg/L)										
1,2-Dichloroethane	*0.0151*	<0.0002	<0.0002	<0.0002	<0.0002	<0.0002	<0.0002	<0.0002	<0.0002	<0.0002
Benzene	*0.0138*	<0.0002	<0.0002	<0.0002	<0.0002	<0.0002	<0.0002	<0.0002	<0.0002	<0.0002
Chlorobenzene	*0.041*	<0.0003	<0.0003	<0.0003	<0.0003	<0.0003	<0.0003	<0.0003	<0.0003	<0.0003
Ethylbenzene	*0.0349*	<0.0003	<0.0003	<0.0003	<0.0003	<0.0003	<0.0003	<0.0003	<0.0003	<0.0003
Methylene chloride	*0.471*	<0.001	<0.001	<0.001	<0.001	<0.001	<0.001	<0.001	<0.001	<0.001
Toluene	*1.92*	<0.0002	<0.0002	<0.0002	<0.0002	<0.0002	<0.0002	0.0021	<0.0002	<0.0002
Vinyl chloride	*0.00147*	NA	NA	NA	NA	<0.0002	<0.0002	<0.0002	NA	NA
Xylenes (total)	*0.0385*	<0.0003	<0.0003	<0.0003	<0.0003	<0.0003	<0.0003	<0.0003	<0.0003	<0.0003

Notes: VISL Calculator output for target groundwater screening level with inputs: residential scenario, hazard quotient of 0.1, carcinogenic risk of 10-5, and groundwater temperature of 25 degree Celsius (EPA, 2019).

J = Estimated value

< = Compound not detected at the specified detection limit.

UV= Unverified result; subsequent sampling did not confirm result.

TABLE 4

Analytical Results Summary - A-TZ Wells - VISL Comparison
Houston, tx - Wood Preserving Works

Location ID:	*Target Groundwater Concentration (TCR=1E-05 or THQ=0.1)*	MW-59A	MW-60A	MW-60AR	MW-60AR	MW-60AR	MW-60AR	MW-60AR	MW-61A	MW-61A
Sample Date:	*Cgw,Target (mg/L)*	01/12/2022	07/17/2019	03/20/2020	07/20/2020	01/14/2021	07/08/2021	01/11/2022	07/17/2019	01/16/2020
Semivolatile Organic Compounds (mg/L)										
Benzo(a)anthracene	*0.344*	<0.00005	<0.00005	<0.00005	<0.00005	<0.00005	<0.00005	<0.00005	<0.00005	<0.00005
Naphthalene	*0.0174*	<0.0003	<0.00013	<0.00002	<0.00002	<0.00002	0.00004J	<0.00014	<0.00002	<0.00021
Nitrobenzene	*0.715*	<0.000024	<0.000024	<0.000024	<0.000024	<0.000024	<0.000024	<0.000024	<0.000024	<0.000024
Volatile Organic Compounds (mg/L)										
1,2-Dichloroethane	*0.0151*	<0.0002	<0.0002	<0.0002	<0.0002	<0.0002	<0.0002	<0.0002	<0.0002	<0.0002
Benzene	*0.0138*	<0.0002	<0.0002	<0.0002	<0.0002	<0.0002	<0.0002	<0.0002	<0.0002	<0.0002
Chlorobenzene	*0.041*	<0.0003	<0.0003	<0.0003	<0.0003	<0.0003	<0.0003	<0.0003	<0.0003	<0.0003
Ethylbenzene	*0.0349*	<0.0003	<0.0003	<0.0003	<0.0003	<0.0003	<0.0003	<0.0003	<0.0003	<0.0003
Methylene chloride	*0.471*	<0.001	<0.001	<0.001	<0.001	<0.001	<0.001	<0.001	<0.001	<0.001
Toluene	*1.92*	<0.0002	<0.0002	<0.0002	<0.0002	<0.0002	<0.0002	<0.0002	<0.0002	<0.0002
Vinyl chloride	*0.00147*	NA	<0.0002	NA	NA	NA	NA	NA	<0.0002	<0.0002
Xylenes (total)	*0.0385*	<0.0003	<0.0003	<0.0003	<0.0003	<0.0003	<0.0003	<0.0003	<0.0003	<0.0003

Notes: VISL Calculator output for target groundwater screening level with inputs: residential scenario, hazard quotient of 0.1, carcinogenic risk of 10-5, and groundwater temperature of 25 degree Celsius (EPA, 2019).

J = Estimated value

< = Compound not detected at the specified detection limit.

UV= Unverified result; subsequent sampling did not confirm result.

TABLE 4

Analytical Results Summary - A-TZ Wells - VISL Comparison
Houston, tx - Wood Preserving Works

Location ID:	*Target Groundwater Concentration (TCR=1E-05 or THQ=0.1)*	MW-61A	MW-61A	MW-61A	MW-61A	MW-68A	MW-68A	MW-68A	MW-68A	MW-68A
Sample Date:	*Cgw,Target (mg/L)*	07/20/2020	01/27/2021	07/19/2021	01/12/2022	07/18/2019	01/17/2020	07/27/2020	01/18/2021	07/20/2021
Semivolatile Organic Compounds (mg/L)										
Benzo(a)anthracene	*0.344*	<0.00005	<0.00005	<0.00005	<0.00005	<0.00005	<0.00005	<0.00002	<0.00005	<0.00005
Naphthalene	*0.0174*	<0.000073	<0.00002	0.00008J	<0.00002	0.00035	<0.00022	<0.000029	<0.00002	<0.00002
Nitrobenzene	*0.715*	<0.000024	<0.000024	<0.000024	<0.000024	<0.000024	<0.000024	<0.000024	<0.000024	<0.000024
Volatile Organic Compounds (mg/L)										
1,2-Dichloroethane	*0.0151*	<0.0002	<0.0002	<0.0002	<0.0002	<0.0002	<0.0002	<0.0002	<0.0002	<0.0002
Benzene	*0.0138*	<0.0002	<0.0002	<0.0002	<0.0002	<0.0002	<0.0002	<0.0002	<0.0002	0.00039 J
Chlorobenzene	*0.041*	<0.0003	<0.0003	<0.0003	<0.0003	<0.0003	<0.0003	<0.0003	<0.0003	<0.0003
Ethylbenzene	*0.0349*	<0.0003	<0.0003	<0.0003	<0.0003	<0.0003	<0.0003	<0.0003	<0.0003	<0.0003
Methylene chloride	*0.471*	<0.001	<0.001	<0.001	<0.001	<0.001	<0.001	<0.001	<0.001	<0.001
Toluene	*1.92*	<0.0002	<0.0002	<0.0002	<0.0002	<0.0002	<0.0002	<0.0002	<0.0002	<0.0002
Vinyl chloride	*0.00147*	<0.0002	NA	NA	NA	NA	NA	NA	NA	NA
Xylenes (total)	*0.0385*	<0.0003	<0.0003	<0.0003	<0.0003	<0.0003	<0.0003	<0.0003	<0.0003	<0.0003

Notes: VISL Calculator output for target groundwater screening level with inputs: residential scenario, hazard quotient of 0.1, carcinogenic risk of 10-5, and groundwater temperature of 25 degree Celsius (EPA, 2019).

J = Estimated value

< = Compound not detected at the specified detection limit.

UV= Unverified result; subsequent sampling did not confirm result.

TABLE 4

Analytical Results Summary - A-TZ Wells - VISL Comparison
Houston, tx - Wood Preserving Works

Location ID:	*Target Groundwater Concentration (TCR=1E-05 or THQ=0.1)*	MW-68A	MW-69A	MW-69A	MW-69A	MW-69A	MW-69A	MW-69A	MW-84A	MW-84A
Sample Date:	*Cgw,Target (mg/L)*	01/20/2022	07/17/2019	07/21/2020	01/21/2021	07/19/2021	01/12/2022	03/10/2022	03/12/2020	07/27/2020
Semivolatile Organic Compounds (mg/L)										
Benzo(a)anthracene	*0.344*	<0.00005	<0.00005	<0.00005	<0.00005	<0.00005	<0.0033	<0.00005	<0.000051	<0.000052
Naphthalene	*0.0174*	<0.00002	<0.000078	0.00019	0.00012	0.0001	0.13 (UV)	0.000079 J	0.000023 J	<0.00013
Nitrobenzene	*0.715*	<0.000024	<0.000024	<0.000024	<0.000024	<0.000024	<0.00024	<0.000024	<0.000024	<0.000024
Volatile Organic Compounds (mg/L)										
1,2-Dichloroethane	*0.0151*	<0.0002	<0.0002	<0.0002	<0.0002	<0.0002	<0.0002	NA	<0.0002	<0.0002
Benzene	*0.0138*	<0.0002	<0.0002	<0.0002	<0.0002	0.0003 J	0.0002 J	NA	<0.0002	<0.0002
Chlorobenzene	*0.041*	<0.0003	<0.0003	<0.0003	<0.0003	<0.0003	<0.0003	NA	<0.0003	<0.0003
Ethylbenzene	*0.0349*	<0.0003	<0.0003	<0.0003	<0.0003	<0.0003	<0.0003	NA	<0.0003	<0.0003
Methylene chloride	*0.471*	<0.001	<0.001	<0.001	<0.001	<0.001	<0.001	NA	<0.001	<0.001
Toluene	*1.92*	<0.0002	<0.0002	<0.0002	<0.0002	<0.0002	<0.0002	NA	<0.0002	<0.0002
Vinyl chloride	*0.00147*	NA	<0.0002	<0.0002	NA	NA	NA	NA	NA	NA
Xylenes (total)	*0.0385*	<0.0003	<0.0003	<0.0003	<0.0003	<0.0003	<0.0003	NA	<0.0003	<0.0003

Notes: VISL Calculator output for target groundwater screening level with inputs: residential scenario, hazard quotient of 0.1, carcinogenic risk of 10-5, and groundwater temperature of 25 degree Celsius (EPA, 2019).

J = Estimated value

< = Compound not detected at the specified detection limit.

UV= Unverified result; subsequent sampling did not confirm result.

TABLE 4

Analytical Results Summary - A-TZ Wells - VISL Comparison
Houston, tx - Wood Preserving Works

Location ID:	*Target Groundwater Concentration (TCR=1E-05 or THQ=0.1)*	MW-84A	MW-84A	MW-84A	MW-91A	MW-91A	MW-91A	MW-91A	MW-91A	MW-94A
Sample Date:	*Cgw,Target (mg/L)*	01/18/2021	07/20/2021	01/20/2022	03/12/2020	07/23/2020	01/20/2021	07/21/2021	01/20/2022	03/12/2020
Semivolatile Organic Compounds (mg/L)										
Benzo(a)anthracene	*0.344*	<0.00005	<0.00005	<0.00005	<0.000053	<0.00005	<0.00005	<0.00005	<0.00005	<0.000052
Naphthalene	*0.0174*	<0.00002	<0.00002	0.000063 J	0.000083 J	<0.00002	0.093	<0.00019	<0.00002	<0.000021
Nitrobenzene	*0.715*	<0.000024	<0.000024	<0.000024	<0.000025	<0.000024	<0.000024	<0.000024	<0.000024	<0.000025
Volatile Organic Compounds (mg/L)										
1,2-Dichloroethane	*0.0151*	<0.0002	<0.0002	<0.0002	<0.0002	<0.0002	<0.0002	<0.0002	<0.0002	<0.0002
Benzene	*0.0138*	<0.0002	<0.0002	<0.0002	<0.0002	<0.0002	<0.0002	<0.0002	<0.0002	<0.0002
Chlorobenzene	*0.041*	<0.0003	<0.0003	<0.0003	<0.0003	<0.0003	<0.0003	<0.0003	<0.0003	<0.0003
Ethylbenzene	*0.0349*	<0.0003	<0.0003	<0.0003	<0.0003	<0.0003	<0.0003	<0.0003	<0.0003	<0.0003
Methylene chloride	*0.471*	<0.001	<0.001	<0.001	<0.001	<0.001	<0.001	<0.001	<0.001	<0.001
Toluene	*1.92*	<0.0002	<0.0002	<0.0002	<0.0002	<0.0002	<0.0002	<0.0002	<0.0002	<0.0002
Vinyl chloride	*0.00147*	NA	NA	NA	NA	NA	NA	NA	NA	NA
Xylenes (total)	*0.0385*	<0.0003	<0.0003	<0.0003	<0.0003	<0.0003	<0.0003	<0.0003	<0.0003	<0.0003

Notes: VISL Calculator output for target groundwater screening level with inputs: residential scenario, hazard quotient of 0.1, carcinogenic risk of 10-5, and groundwater temperature of 25 degree Celsius (EPA, 2019).

J = Estimated value

< = Compound not detected at the specified detection limit.

UV= Unverified result; subsequent sampling did not confirm result.

TABLE 4

Analytical Results Summary - A-TZ Wells - VISL Comparison
Houston, tx - Wood Preserving Works

Location ID:	*Target Groundwater Concentration (TCR=1E-05 or THQ=0.1)*	**MW-94A**	**MW-94A**	**MW-94A**	**MW-94A**	**MW-95A**	**MW-95A**	**MW-95A**	**MW-95A**	**MW-95A**
Sample Date:	*Cgw,Target (mg/L)*	**7/202020**	**01/12/2021**	**07/19/2021**	**01/25/2022**	**03/17/2020**	**07/20/2020**	**01/13/2021**	**07/19/2021**	**01/25/2022**
Semivolatile Organic Compounds (mg/L)										
Benzo(a)anthracene	*0.344*	<0.00005	<0.00005	<0.00005	<0.00005	<0.00005	<0.00005	<0.00005	<0.00005	<0.00005
Naphthalene	*0.0174*	<0.00002	<0.00025	<0.00002	<0.00002	<0.00002	<0.00002	<0.00025	<0.000056	<0.00002
Nitrobenzene	*0.715*	<0.000024	<0.000024	<0.000024	<0.000024	<0.000024	<0.000024	<0.000024	<0.000024	<0.000024
Volatile Organic Compounds (mg/L)										
1,2-Dichloroethane	*0.0151*	<0.0002	<0.0002	<0.0002	<0.0002	<0.0002	<0.0002	<0.0002	<0.0002	<0.0002
Benzene	*0.0138*	<0.0002	<0.0002	<0.0002	<0.0002	<0.0002	<0.0002	<0.0002	<0.0002	<0.0002
Chlorobenzene	*0.041*	<0.0003	<0.0003	<0.0003	<0.0003	<0.0003	<0.0003	<0.0003	<0.0003	<0.0003
Ethylbenzene	*0.0349*	<0.0003	<0.0003	<0.0003	<0.0003	<0.0003	<0.0003	<0.0003	<0.0003	<0.0003
Methylene chloride	*0.471*	<0.001	<0.001	<0.001	<0.001	<0.001	<0.001	<0.001	<0.001	<0.001
Toluene	*1.92*	<0.0002	<0.0002	<0.0002	<0.0002	<0.0002	<0.0002	<0.0002	<0.0002	<0.0002
Vinyl chloride	*0.00147*	NA	NA	NA	NA	NA	NA	NA	NA	NA
Xylenes (total)	*0.0385*	<0.0003	<0.0003	<0.0003	<0.0003	<0.0003	<0.0003	<0.0003	<0.0003	<0.0003

Notes: VISL Calculator output for target groundwater screening level with inputs: residential scenario, hazard quotient of 0.1, carcinogenic risk of 10-5, and groundwater temperature of 25 degree Celsius (EPA, 2019).

J = Estimated value

< = Compound not detected at the specified detection limit.

UV= Unverified result; subsequent sampling did not confirm result.

Table 5
Arsenic Concentrations - Groundwater
Houston, TX - Wood Preserving Works

	Jan/Feb 2018	March/Apr 2018	May/June 2018	July 2018	Jan 2019	July 2019	Jan 2020	March 2020	June 2020	July 2020	Oct 2020	Jan 2021	July 2021	Jan 2022	Percent of sampling events with As concentration >0.01
A-TZ															
MW-03	0.000895J	0.00242	0.00363		0.0191	0.00058J	0.00207			0.00187J		0.00138J	0.00371	0.0004U	10%
MW-04	0.00454	0.00092J	0.00492		0.00096J	0.0127	0.00223			0.00365		0.00198J	0.00399J	0.00238	10%
MW-05	0.00588	0.00255	0.00488		0.00387	0.0171	0.00146J			0.0111		0.00498	0.00372	0.00383	20%
MW-09	0.00104J	0.0012J	0.00085J		0.00202	0.0009J	0.0043			0.00287		0.00181U	0.00386U	0.00147J	0%
MW-12A	0.017	0.00133J	0.00093J		0.00192J	0.00192J	0.00134J			0.0004U		0.00124U	0.00067U	0.000953J	10%
MW-13	0.00303	0.00984	0.014		0.0602	0.0715	0.0642			0.0376		0.0199	0.0055	0.00618	60%
MW-15A	0.0264	0.0137	0.019		0.027	0.0251	0.0441			0.022		0.0144	0.0204	0.0126	100%
MW-17	0.0444	0.0419	0.0415		0.046	0.046	0.00154J			0.0514		0.0584	0.0602	0.0633	90%
MW-18A	0.0043	0.0239	0.0291		0.0031	0.0248	0.0236			0.0428		0.016	0.0202	0.0218	80%
MW-20A	0.0087	0.00568	0.00895		0.00788	0.00574	0.00808			0.0053		0.00553	0.00581	0.00595	0%
MW-22AR	0.000896J	0.000716J	0.00293		0.00488	0.00048J	0.00352			0.00822		0.00507	0.00915	0.0015J	0%
MW-25A	0.0171	0.003	0.00171J		0.00216	0.00285	0.00216			0.0019J		0.00318	0.00248	0.00185J	10%
MW-26A	0.032	0.0427	0.0491		0.166	0.0933	0.0217			0.0695		0.0513	0.0453	0.0374	100%
MW-27A	0.000978J	0.0004U	0.00207			0.0005J	0.00086J						0.00191	0.0004U	0%
MW-28A	0.0076	0.0053	0.0177		0.0116	0.0092	0.00664			0.0004U		0.0116	0.00528	0.00102J	30%
MW-32AR	0.00294	0.0228	0.0441		0.0316	0.0628	0.0077			0.104		0.00873	0.0352	0.00576	60%
MW-33A	0.0202	0.0186	0.00573		0.01	0.0155	0.0081			0.00119J		0.00313	0.00464	0.00621	30%
MW-35A	0.0166	0.0714	0.0189		0.0198	0.0548	0.0219			0.0302		0.0277	0.0284	0.0285	100%
MW-36A	0.00108J	0.00753	0.00117J		0.00107J	0.00244	0.00354			0.0112		0.00132J	0.00492J	0.000915J	10%
MW-38A	0.0004U	0.0138	0.0124		0.0186	0.0004U	0.0177			0.00512		0.0288	0.0292	0.00655	60%
MW-44A	0.0275	0.0169	0.0165		0.0101	0.0303	0.00966			0.0321		0.0151	0.0164	0.00916	80%
MW-47A								0.000566J	0.000699J	0.0004U		0.0004U	0.00045U	0.00256	0%
MW-49A	0.00163J	0.00233	0.000922J		0.0012J	0.00066J	0.00463			0.00113J		0.000986J	0.000614J	0.00124J	0%
MW-50A	0.00205	0.0004U	0.00857		0.00134J	0.00064J	0.00072J			0.0004U		0.00135U	0.0004U	0.0004U	0%
MW-51A	0.0004U	0.0004U	0.0004U		0.0004U	0.0004U	0.00188J			0.00059J		0.00125J	0.000803J	0.00471	0%
MW-57A						0.00447	0.0545			0.0488		0.0599	0.0423	0.0413	83%
MW-58A	0.000713J	0.00106J	0.00143J		0.00232	0.00748	0.00091J			0.00204		0.00214	0.00424	0.00188J	0%
MW-59A	0.00181J	0.00131J	0.0101		0.00243	0.00455	0.00368			0.00172J		0.0015J	0.0026J	0.00565	10%
MW-60AR	0.000649J	0.000706J	0.000636J		0.00453	0.00044J		0.00189J	0.00369	0.0037		0.00177J	0.000872J	0.001J	0%
MW-61A	0.000743J	0.00116J	0.00172J		0.00069J	0.00117J	0.00107J			0.00052J		0.000739J	0.0004J	0.000598J	0%
MW-64A	0.000419J	0.0117	0.00111J		0.0004U	0.00939	0.00126J			0.0049		0.00131J	0.0014J	0.00257	10%
MW-68A						0.0353	0.0423			0.0825		0.0603	0.0468	0.129	100%
MW-69A	0.00916	0.0017J	0.0142		0.00072J	0.00064J				0.0278		0.00174J	0.0113J	0.0189	44%
MW-77A	0.0263	0.0187	0.019		0.00207	0.0231	0.0237			0.0233		0.00252	0.0229	0.0239	80%
MW-78A							0.00991			0.00915		0.0298	0.0088	0.0276	40%
MW-79A	0.0184	0.0149	0.0134		0.0133	0.00991	0.00893			0.0108		0.014	0.0151	0.00832	70%
MW-84A								0.00464	0.0112	0.0143		0.00145J	0.00121J	0.00267	33%
MW-88A								0.00355	0.00405	0.00345		0.00208	0.00279	0.00185J	0%
MW-91A								0.00989	0.0169	0.0197		0.0179	0.0187	0.0206	80%
MW-94A								0.0054	0.006	0.00455		0.00762	0.0039	0.00168J	0%
MW-95A								0.000977J	0.00254	0.00378		0.00194U	0.00274U	0.00306U	0%
MW-97A								0.00121J	0.00438	0.00478		0.000781J	0.000695J	0.000907J	0%
MW-98A								0.00963	0.0119	0.0187		0.00968	0.0119	0.0134	67%

Table 5
Arsenic Concentrations - Groundwater
Houston, TX - Wood Preserving Works

	Jan/Feb 2018	March/Apr 2018	May/June 2018	July 2018	Jan 2019	July 2019	Jan 2020	March 2020	June 2020	July 2020	Oct 2020	Jan 2021	July 2021	Jan 2022	Percent of sampling events with As concentration >0.01
B-CZ/B-TZ															
MW-12B							0.0491J			0.0195		0.0274	0.0427	0.0253	100%
MW-14	0.0004U	0.0004U	0.0004U		0.00075J	0.00133J	0.00185J			0.00095J		0.00277U	0.00096U	0.000998J	0%
MW-15B	0.00895	0.00329	0.0111		0.00244	0.0133	0.00343			0.0131		0.0171	0.0128	0.014	60%
MW-39B	0.0108	0.00188J	0.00178J		0.00365	0.00144J	0.00248			0.0489		0.0444	0.0155	0.0415	50%
MW-40B	0.0679	0.0606	0.0494		0.085	0.052	0.0523			0.0442		0.0591	0.0453	0.0796	100%
MW-41B							0.0842J			0.0801		0.0589	0.0883	0.0379	100%
MW-42B	0.00186J	0.00108J	0.00112J		0.00216	0.0022	0.00133J			0.00127J		0.0029U	0.00178U	0.00295	0%
MW-49B	0.000564J	0.000746J	0.00146J				0.0107			0.00553		0.00324	0.000824	0.00368	13%
MW-50B								0.00372	0.00656	0.00707		0.0244	0.00435	0.0095	17%
MW-57B	0.0419	0.00179J	0.00285			0.00404	0.00404			0.00241		0.00206J	0.00329J	0.0028	11%
MW-62B	0.00842	0.0173	0.028		0.0004U	0.00194J	0.0161			0.0285		0.0163	0.0219	0.00104J	60%
MW-74B	0.00162J	0.00142J	0.00131J		0.0014J	0.00128J	0.00044J			0.00137J		0.00197U	0.00094U	0.00239	0%
MW-75B							0.00167J			0.0004U		0.0004U	0.00049U		0%
MW-76B								0.00115J	0.00404	0.00383		0.00119J	0.00201J	0.000925J	0%
MW-80B	0.00286	0.00187J	0.00202		0.0018J	0.00162J	0.00212			0.00122J		0.00114J	0.000829J	0.00125J	0%
MW-81B	0.00207	0.00134J	0.00203		0.00116J	0.00056J	0.0013J			0.00244		0.00187U	0.00051U	0.0004U	0%
MW-88B								0.00166J	0.00246	0.00268		0.00228	0.00198	0.00512	0%
MW-98B								0.00165J	0.00214	0.00302		0.0029	0.00468	0.00454	0%
P-11	0.0374	0.016	0.0622		0.0183	0.0704	0.036			0.0116		0.0867	0.00921	0.0933	90%
TW-41B	0.0376	0.0953	0.0976		0.125	0.113	0.0557			0.0883		0.0567	0.0866	0.0784	100%
MW-22BR	0.0219	0.0159	0.0301		0.0535	0.00056J	0.016			0.00882		0.00201U	0.00843U	0.0261	60%
MW-32B							0.00193J			0.00166J		0.00199J	0.0014J	0.00229J	0%
MW-33BR	0.00144J	0.00187J	0.00294		0.00143J	0.00117J	0.00088J			0.00057J		0.00234	0.00212	0.000972J	0%
MW-35B	0.00465	0.00595	0.0116		0.00862	0.0012J	0.012			0.00758		0.017	0.00433	0.00303	30%
MW-36B	0.00116J	0.000942J	0.000817J		0.00118J	0.00127J	0.001J			0.00092J		0.00136J	0.00133J	0.000982J	0%
MW-38B	0.000636J	0.000972J	0.0386		0.0004U	0.00055J	0.0173			0.00061J		0.0526	0.00353	0.00191J	30%
MW-54B								0.00117J	0.00147J	0.00129J		0.001J	0.00115J	0.0016J	0%
MW-59B	0.0004U	0.0004U	0.0004U		0.00098J	0.00054J	0.00049J			0.0004U		0.000955J	0.00095J	0.0014J	0%
MW-60B								0.00234	0.00222	0.00932		0.00615	0.000807	0.00387	0%
MW-61B								0.00461	0.0104	0.00691		0.00672	0.000945	0.00302	17%
MW-63B	0.00114J	0.00211	0.000818J		0.00338	0.00156J	0.00204			0.0004U		0.00337	0.0004	0.000659J	0%
MW-67B	0.000751J	0.000565J	0.000416J		0.0004U	0.00049J	0.00047J			0.0004U		0.000818J	0.0004J	0.0004U	0%
MW-68B	0.0114	0.014	0.0112		0.0123	0.0134	0.00944J			0.0113		0.00396	0.00858	0.00216	60%
MW-70B							0.0012J			0.00168J		0.00199J	0.0017J	0.00197J	0%
MW-71B	0.00174J	0.00214	0.000851J		0.00158J	0.00063J	0.00279			0.0004U		0.000934J	0.00118J	0.0012J	0%
MW-72B	0.00127J	0.000624J	0.000951J		0.00106J	0.00086J	0.00105J			0.00106J		0.00141J	0.00217J	0.00232	0%
MW-82B	0.00271	0.00175J	0.0103		0.00838	0.00873	0.00484			0.00299		0.00547	0.00238	0.00134J	10%
MW-83B	0.0353	0.0185	0.0673	0.0731	0.0916	0.0648	0.0709			0.0342J		0.069	0.0566	0.0423J	100%
MW-84B	0.00269	0.00277	0.0004U	0.0004U	0.00219	0.00838	0.00363			0.00462		0.00262	0.00168	0.00177J	0%
MW-89B				0.00138J	0.00068J	0.0004U	0.00046J			0.00193J		0.000715J	0.00121J	0.000936J	0%
MW-90B				0.00169J	0.00346	0.0135	0.0029			0.00814		0.00314	0.00111	0.0106	25%
MW-92B								0.00201	0.0038	0.00478		0.00633	0.00308	0.00324	0%
MW-93B								0.00455	0.0133	0.00967		0.0182	0.00428	0.00952	33%
MW-96B								0.00312	0.00179J	0.00192J		0.00097U	0.0004U	0.0004U	0%

Table 5
Arsenic Concentrations - Groundwater
Houston, TX - Wood Preserving Works

	Jan/Feb 2018	March/Apr 2018	May/June 2018	July 2018	Jan 2019	July 2019	Jan 2020	March 2020	June 2020	July 2020	Oct 2020	Jan 2021	July 2021	Jan 2022	Percent of sampling events with As concentration >0.01
C-TZ															
MW-12C	0.0025	0.00184J	0.0017J		0.0008J	0.002	0.00195J			0.00171J		0.00204	0.00171	0.0017J	0%
MW-15C	0.000738J	0.000598J	0.000777J		0.00063J	0.00089J	0.00077J			0.00091J		0.0004U	0.00049U	0.000739J	0%
MW-17C	0.00112J	0.00688	0.00479		0.0013J	0.00085J	0.00184J			0.00531		0.000807J	0.0012J	0.00829	0%
MW-18C	0.00467	0.00327	0.00342		0.0257	0.00358	0.00283			0.0024		0.00226	0.004	0.00113J	10%
MW-19C	0.00158J	0.00107J	0.00294		0.00149J	0.00166J	0.0014J			0.00108J		0.00123J	0.00134J	0.00134J	0%
MW-21C	0.00128J	0.00109J	0.00116J		0.00187J	0.0013J	0.00109J			0.00087J		0.00118J	0.00115J	0.00078J	0%
MW-23C							0.00333			0.00196J		0.00172J	0.00229J	0.00281	0%
MW-25C	0.00283	0.00714	0.00305		0.00359	0.00487	0.00391			0.00433		0.00628	0.00577	0.0184	10%
MW-27C	0.00261	0.0004U	0.00212		0.00079J	0.00043J	0.00062J			0.00264		0.00221	0.0004	0.0004U	0%
MW-28C	0.00206	0.00184J	0.00184J		0.00045J	0.00046J	0.00094J			0.00121J		0.00112J	0.00065J	0.000758J	0%
MW-34CR	0.00106J	0.000801J	0.000689J		0.00132J					0.0004U		0.0004U	0.00121U	0.00166J	0%
MW-44C							0.00314			0.00752		0.0196	0.159	0.0151	60%
MW-45C							0.00073J			0.0004U		0.000664J	0.00109J	0.2	20%
MW-46C							0.00272			0.0009J		0.000951J	0.004J	0.0011J	0%
MW-47C					0.0004U	0.00044J	0.00234			0.00142J		0.00121J	0.00146J	0.00185J	0%
MW-48C	0.000831J	0.000581J	0.000562J		0.00092J	0.00167J	0.00126J			0.00102J		0.000804J	0.00216J	0.0004U	0%
MW-51C	0.000614J	0.0004J	0.0004U		0.0004U	0.0004U	0.00045J			0.0004U		0.0004U	0.0004U	0.0004U	0%
MW-53C	0.000502J	0.000443J	0.000694J		0.0004U	0.00057J	0.00073J			0.0004U		0.000443J	0.004J	0.000504J	0%
MW-54C	0.00128J	0.00133J	0.0012J		0.00123J	0.00103J	0.00122J			0.00157J		0.00104J	0.00934J	0.001J	0%
MW-68C	0.0004U	0.000618J	0.0004U		0.0004U	0.0004U	0.0004U			0.0004U		0.000406J	0.0004J	0.000403J	0%
MW-70C								0.00598	0.00663	0.00579		0.00109J	0.0004J	0.0004U	0%
MW-76C	0.00157J	0.000631J	0.000527J		0.00058J	0.00216	0.00299			0.00043J		0.00269	0.000817	0.00171J	0%
MW-83C	0.000609J	0.0004U	0.00139J		0.00616	0.00617	0.00564			0.00398		0.000881J	0.0004J	0.00044J	0%
MW-85C	0.00152J	0.00287	0.00588		0.00136J	0.00063J	0.00272			0.17	0.0659	0.0019U	0.008U	0.0213	27%
MW-86C	0.00156J	0.00612	0.00768		0.00402	0.00236	0.00065J			0.00209		0.00172J	0.000822J	0.00505	0%
MW-87C	0.0004U	0.0004U	0.0004U		0.00059J	0.0004U	0.00135J			0.00135J		0.0004U	0.00087U	0.0004U	0%
MW-88C	0.000557J	0.000653J	0.00346		0.00086J	0.0004U	0.00086J			0.00056J		0.000821J	0.000739J	0.000907J	0%
MW-99C								0.000866J	0.000455J	0.00102J		0.000581J	0.00145J	0.000943J	0%
D-TZ															
MW-36D	0.000773J	0.00137J	0.0004U		0.00042J	0.0004U	0.00053J			0.0004U		0.00212	0.00234	0.00615	0%
MW-59D	0.0004U	0.0004U	0.00111J		0.00077J	0.0004U	0.00051J			0.00111J		0.0004U	0.00712U	0.00172J	0%
MW-65D	0.0004U	0.00761	0.00292		0.00202	0.00135J	0.00051J			0.00142J		0.00123J	0.00145J	0.00134J	0%
MW-66D	0.000711J	0.00663	0.00223		0.00204	0.00124J	0.00138J			0.0188	0.0163J	0.00574	0.00146	0.0014J	18%

Notes

All values in milligrams per liter (mg/L).

Concentrations greater than the critical protective concentration limits for arsenic (0.01 mg/L) are highlighted yellow.

J = estimated value.

U = not detected at the specified detection limit.

Table 6
Geochemical Parameters - Groundwater
Houston, TX - Wood Preserving Works

Parameter	General Chemistry								Metals							Field Parameters			
	Alkalinity, bicarbonate	Alkalinity, carbonate	Chloride	Fluoride	Nitrate (as N)	Nitrite (as N)	Nitrite/ Nitrate	Sulfate	Arsenic	Calcium	Iron	Magnesium	Manganese	Potassium	Sodium	Dissolved oxygen (DO)	Oxidation reduction potential (ORP)	pH	Conductivity
Location ID	mg/L	mg/L	mg/L	mg/L	mg/L	mg/L	mg/L	mg/L	mg/L	mg/L	mg/L	mg/L	mg/L	mg/L	mg/L	mg/L	millivolts	s.u.	umhos/cm
MW-03	23.3	<5	3.69	<0.05	0.449	<0.03	0.449	3.97	<0.0004	9.68	0.0569 J	0.375	0.00135 J	2.62	4.38	0.83	-7	6.7	721
MW-04	336	<5	4.71	0.516	0.116	0.177	0.293	17.3	0.00238	115	0.0685 J	9.16	0.015	0.794	5.92	0.22	72	6.5	607
MW-05	372	<5	6.75	1.67	0.05 J	0.15	0.199	19.6	0.00383	66.2	0.197 J	26.4	0.414	0.199 J	43.3	0.32	17	6.7	711
MW-09	461	<5	16.1	0.772	0.095 J	0.091 J	0.185	22	0.00147 J	104	0.204	23.1	0.144	0.275	57.7	1.04	72	6.6	846
MW-12A	402	<5	28	0.956	0.037 J	<0.03	0.037 J	3.06	0.000953 J	93.1	0.611	18.1	0.867	<0.134	45.5	0.24	-109	6.4	771
MW-13	476	<5	27.1	0.968	0.042 J	<0.03	0.042 J	32.8	0.00618	78	0.32	17.9	1.27	0.211	106	0.43	-20	6.3	931
MW-15A	562	<5	36.8	0.535	0.044 J	<0.03	0.044 J	<0.2	0.0126	86.4	1.77	18.5	1.18	0.344	75.2		-75	6.8	1070
MW-17	522	<5	56.5	0.755	0.073 J	<0.03	0.073 J	<0.2	0.0633	113	7.82	29.9	1.29	0.404	95.1	0.59	-22	6.8	1070
MW-18A	464	<5	44.8	0.671	0.072 J	<0.03	0.072 J	<0.2	0.0218	110	11.6	20.7	0.686	0.298	51.6	0.62	-59	6.8	1130
MW-20A	468	<5	21.7	0.842	0.045 J	0.212	0.256	0.552	0.00595	83.8	3.86	19.5	0.915	<0.241	86.6	0.22	-22	6.7	1560
MW-22AR	463	<5	6.25	0.644	0.097 J	<0.03	0.097 J	66.1	0.0015 J	89.2	0.0313 J	28.4	1.38	0.63	56.7	0.61	-60	6.8	823
MW-25A	310	<5	6.02	1.19	1.91	0.202	2.11	18.2	0.00185 J	77.6	<0.012	25.2	0.0707	0.593	9.3	0.59	21	6.6	719
MW-26A	408	<5	17.1	0.906	0.041 J	0.103	0.144	25.6	0.0374	109	6.93	23.2	1.42	0.494	33.4	0.41	-102	6.6	797
MW-27A	19.4	5	8.7	<0.05	0.466	0.083 J	0.549	5.02	<0.0004	8.87	0.232	0.814	0.00471 J	2.57	5.95	0.28	-25	7.0	849
MW-28A	585	<5	56	0.873	0.169	<0.03	0.169	126	0.00102 J	119	0.159 J	37.2	0.753	0.673	143	1.06	-24	7.3	1140
MW-32AR	440	<5	52.6	0.785	0.06 J	<0.03	0.06 J	95.3	0.00576	117	0.402	19.7	0.45	0.17 J	82.5	0.61	-12	6.6	1030
MW-33A	488	<5	109	0.767	0.061 J	<0.03	0.061 J	149	0.00621	117	1.97	26.4	1.06	0.294	143	0.18	-32	6.6	1150
MW-33A	493	<5	108	0.742	0.054 J	<0.03	0.054 J	128	0.00599	119	2.29	27.1	1.13	0.298	147	0.18	-32	6.6	1150
MW-35A	535	<5	512	0.333	<0.03	<0.03	<0.03	0.5 J	0.0285	220	5.27	58	2.3	0.886	115	0.48	-24	6.8	1050
MW-36A	496	<5	91.2	0.688	0.088 J	<0.03	0.088 J	67.7	0.000915 J	97.7	0.222	26.8	0.388	0.51	99.8	0.38	-52	6.8	893
MW-38A	462	<5	42.7	1.29	0.059 J	<0.03	0.059 J	23.6	0.00655	75.7	0.174 J	17.4	0.428	0.56	126	0.48	16	7.0	431
MW-44A	532	<5	47.2	0.707	0.046 J	0.083 J	0.128	20.5	0.00916	93.9	3.11	25.3	0.641	0.312	106	0.5	-69	6.9	1070
MW-47A	469	<5	23.4	0.947	0.118	0.188	0.306	75	0.00256	106	0.07 J	27.5	0.31	<0.423	83.8	0.21	135	6.8	764
MW-49A	168	<5	16.4	--	0.044 J	0.177	--	0.24 J	0.00124 J	42.3	1.42	7.85	0.311	1.2	45.9	0.44	-72	6.7	1120
MW-50A	110	<5	5.19	--	1.82	0.16	--	11.3	<0.0004	52.6	0.0303 J	5.57	0.0332	1.92	9.96	0.77	-42	6.9	816
MW-51A	233	<5	3.07	0.288	0.268	0.222	0.489	21.8	0.00471	94.2	1.31	28.4	2.67	0.621	62.4	0.41	73	7.2	469
MW-57A	366	<5	5.34	0.397	0.064 J	<0.03	0.064 J	2.97	0.0413	75.7	8.69	12.7	0.647	1.23	49.5	0.56	-19	6.7	852
MW-58A	445	<5	5.71	0.742	0.065 J	<0.03	0.065 J	0.47 J	0.00188 J	104	3.78	21.2	2.84	1.36	28.8	0.62	-52	7.0	1050
MW-59A	253	<5	15.3	0.368	0.058 J	0.19 J	0.248	23.7	0.00565	42	1.12	11.5	0.425	1.82	52	0.42	-9	6.7	531
MW-60AR	548	<5	31.7	0.954	0.073 J	<0.03	0.073 J	101	0.001 J	87.1	0.0305 J	35.6	0.67	0.873	141	0.44	94	6.8	1200
MW-61A	429	<5	14.4	1.12	0.12	0.227 J	0.346	65	0.000598 J	88.5	0.683	25.4	0.41	1.2	80.6	0.37	-50	6.7	498
MW-64A	77.5	<5	23.6	0.218	0.113	0.105	0.218	6.92	0.00257	81.6	0.461	25.3	1.37	0.978	52	0.61	-32	6.7	656
MW-68A	370	<5	63.6	0.699	0.148	<0.03	0.148	58.7	0.129	106	10.5	23.2	0.705	0.922	77	0.29	-42	6.8	739
MW-69A	321	<5	9.3	1.06	0.257	0.244 J	0.502	1.43	0.0189	63.4	4.61	27.1	1.04	0.414	23.4	0.29	-42	6.8	739
MW-77A	434	<5	125	--	0.043 J	<0.03	--	<0.2	0.0239	90.8	4.05	22.3	1.46	<0.314	106	0.59	-42	6.9	726
MW-78A	464	<5	145	--	0.045 J	<0.03	--	<0.2	0.0276	80.2	14.7	18.9	1.83	5.91	144	0.79	-29	6.6	1290
MW-79A	265	<5	20.6	<0.05	0.051 J	0.185	0.236	0.734	0.00832	60.7	5.06	15.8	0.825	4.34	32.1	0.54	27	6.5	870
MW-84A	467	<5	26.4	0.974	0.05 J	0.065 J	0.114	84.8	0.00267	98	0.358	31.6	0.219	0.313	79.9	0.42	56	6.5	1050
MW-88A	587	<5	10.5	1.54	0.043 J	0.265 J	0.308	8.61	0.00185 J	71	0.0579 J	26.6	0.563	0.258	121	0.22	29	6.8	964
MW-91A	397	<5	29.8	0.675	0.054 J	0.052 J	0.106	35.7	0.0188	94	2.58	26	0.265	0.999	54.5	0.28	-107	6.5	869
MW-91A	404	<5	31.9	0.731	0.052 J	<0.03	0.052 J	38.7	0.0206	92.7	2.83	26.2	0.264	0.896	54.6	0.28	-107	6.5	869
MW-94A	102	<5	29.2	0.374	0.082 J	0.115	0.196	8.34	0.00168 J	63.1	0.0367 J	15.6	0.189	0.398	85.3	0.24	-7	6.8	851
MW-95A	111	<5	7.92	0.181	0.231	0.142	0.373	4.19	0.00306	89.7	0.637	18	0.113	0.567	116	0.33	-32	6.9	1010
MW-97A	590	<5	222	--	0.082 J	<0.03	--	61	0.000907 J	160	0.998	37.7	0.104	0.953	179	0.64	-72	7.2	618
MW-98A	777	<5	204	--	0.048 J	<0.03	--	131	0.0134	205	3.97	48.3	2.25	0.941	157	0.78	-32	6.6	1070

Notes:
Sample data from the January 2022 sampling event
J = estimated value
< = not detected at the specified detection limit

FIGURES

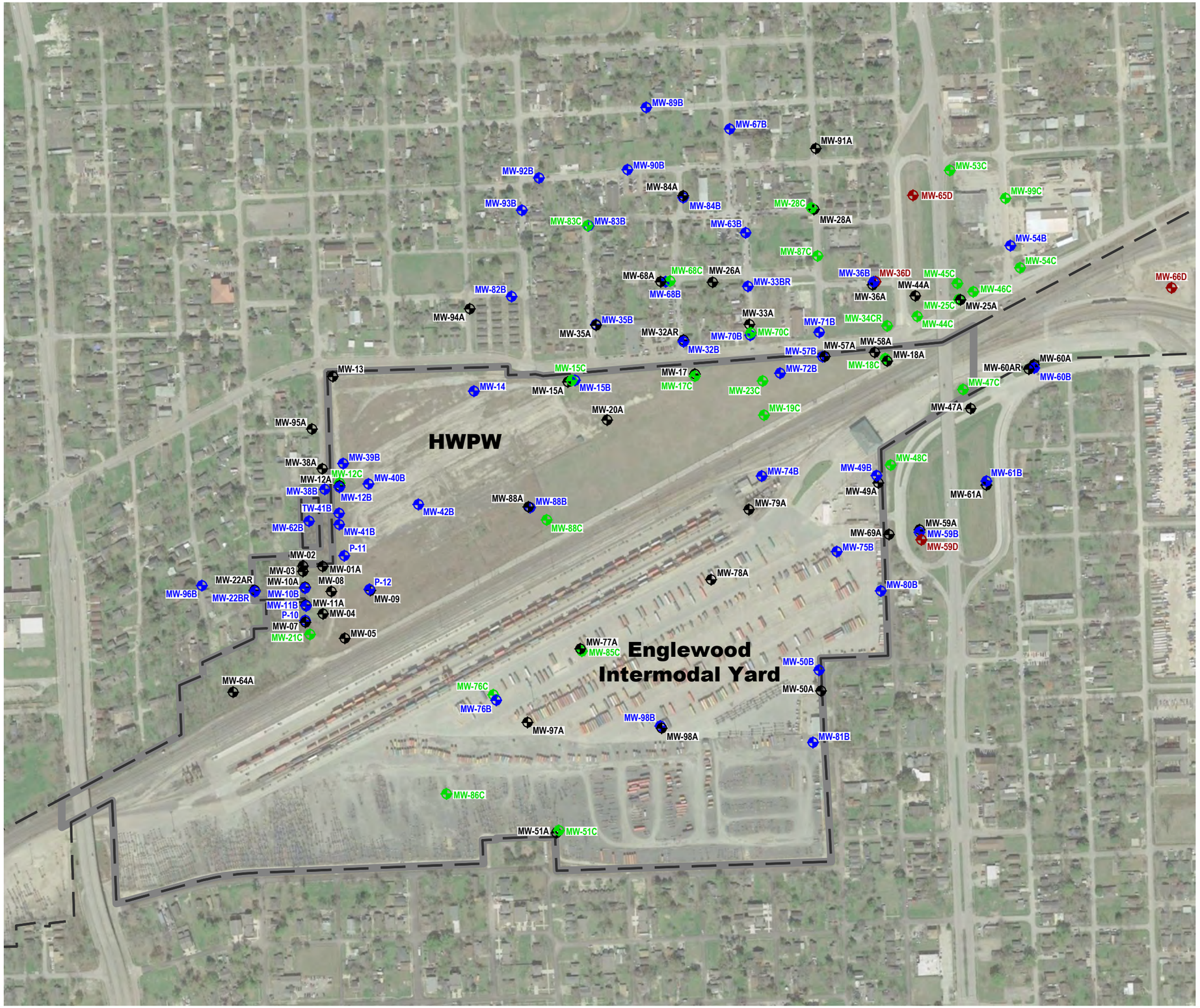

LEGEND

- UPRR PROPERTY BOUNDARY
- A-TZ MONITORING WELL LOCATION
- B-CZ/B-TZ MONITORING WELL LOCATION
- C-TZ MONITORING WELL LOCATION
- D-TZ MONITORING WELL LOCATION

REFERENCE(S)

PARCEL BOUNDARIES: CITY OF HOUSTON GEOGRAPHIC INFORMATION & MANAGEMENT SYSTEMS (GIMS).
AERIAL: GOOGLE EARTH, IMAGERY DATED 2/23/19.

CLIENT
UNION PACIFIC RAILROAD CO.

PROJECT
HOUSTON WOOD PRESERVING WORKS

TITLE
MONITORING WELL LOCATION MAP

CONSULTANT
WSP GOLDER

YYYY-MM-DD	2022-09-27
DESIGNED	RS
PREPARED	RS
REVIEWED	MH
APPROVED	ECM

PROJECT NO. 19119232 | REV. 0 | FIGURE 1

Path: \\golder.gds\complexdata\office\Texarkana\Projects - Round Rock_2019\19119232 - HWPW\2022-08\ | File Name: FIG 1 - MW Location Map.dwg | Last Edited By: rsalazar Date: 2022-09-27 Time:12:49:59 PM | Printed By: RSalazar Date: 2022-09-27 Time:12:50:10 PM

IF THIS MEASUREMENT DOES NOT MATCH WHAT IS SHOWN, THE SHEET SIZE HAS BEEN MODIFIED FROM: ANSI B

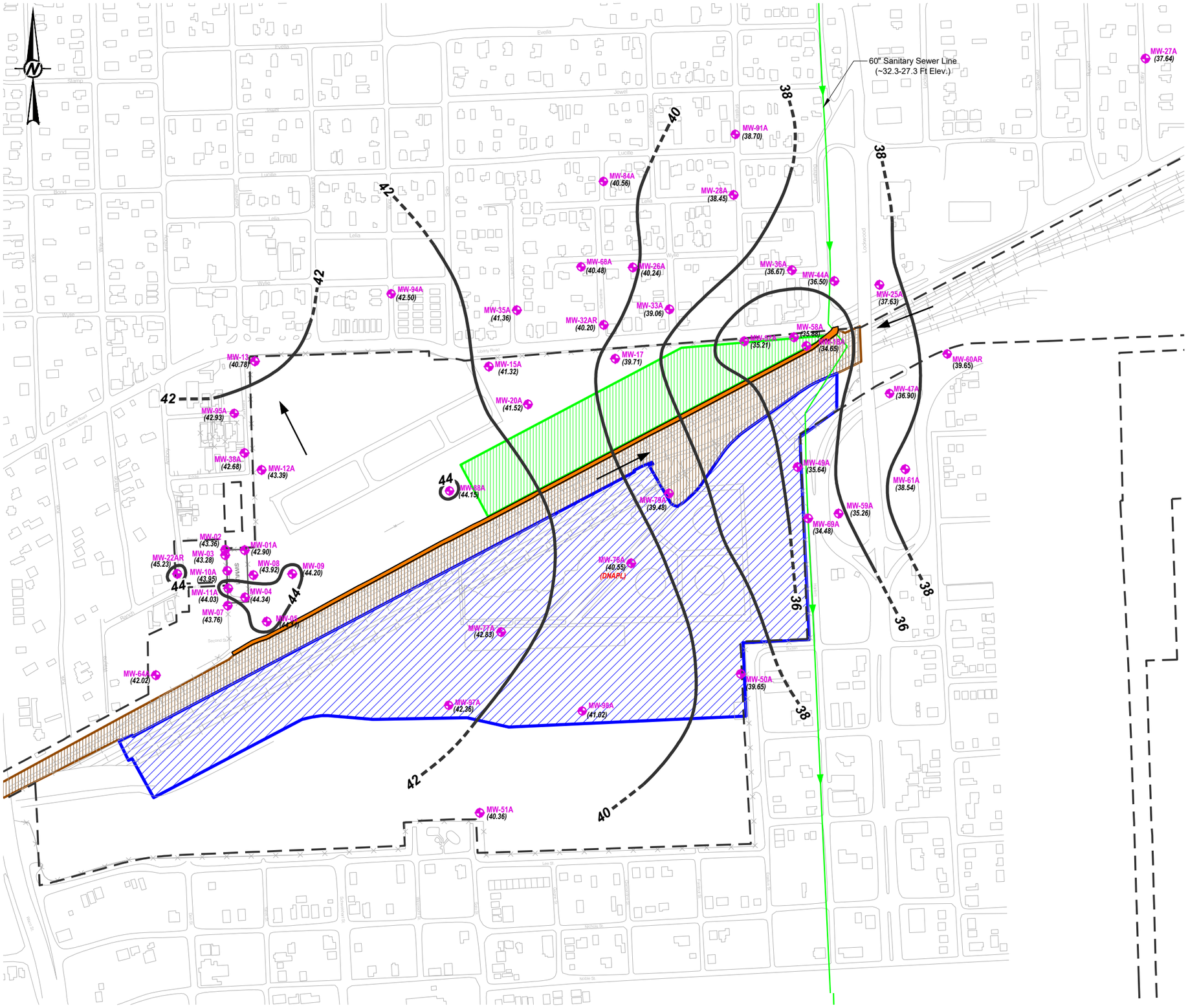

LEGEND

- UPRR PROPERTY BOUNDARY
- HISTORIC STRUCTURE AND FEATURE
- ROAD, PARKING LOT, SIDEWALK
- FENCE
- RAILROAD
- A-TZ MONITORING WELL LOCATION
- (39.87) GROUNDWATER ELEVATION (FT, HVD)
- 38 GROUNDWATER ELEVATION CONTOUR (FT, HVD) C.I. = 2 FT
- INFERRED GROUNDWATER FLOW DIRECTION
- RAILROAD BALLAST CAP AREA
- ASPHALT CAP AREA
- SOIL CAP
- CONCRETE CAP AREA

NOTE(S)

1. VERTICAL DATUM BASED ON CITY OF HOUSTON VERTICAL DATUM (HVD).
2. DNAPL - DENSE NON-AQUEOUS PHASE LIQUIDS DETECTED IN MONITORING WELL (DURING JANUARY 2022 SITE WIDE MONITORING EVENT).

REFERENCE(S)

BASE MAP FROM ERM-SOUTHWEST, INC APAR ADDENDUM, FIG 3-1, DATED JUNE 2004.

STATE OF TEXAS
ERIC C. MATZNER
GEOLOGY
LIC. # 795
LICENSED
PROFESSIONAL GEOSCIENTIST
12/15/2022

0 200 400
1" = 400' FEET

CLIENT
UNION PACIFIC RAILROAD CO.

PROJECT
HOUSTON WOOD PRESERVING WORKS

TITLE
GROUNDWATER GRADIENT MAP - A-TZ
JANUARY 2022

CONSULTANT
WSP GOLDER
TEXAS GEOSCIENCE FIRM NO. 50649
TEXAS ENGINEERING FIRM NO. 22771

YYYY-MM-DD	2022-12-15
DESIGNED	AJD
PREPARED	AJD
REVIEWED	HD/MH
APPROVED	ECM

PROJECT NO. GL19119232 REV. 0 FIGURE 2

Path: \\golder.gds\complex\data\office\texarkana\projects - round rock_2019\19119232 - hwpw\3-semi-annual monitoring event\hwpw figures\2022- 1st semi-annual\ | File Name: 001 Groundwater Gradient Map A-TZ - January 2022.dwg | Last Edited By: rsalazar Date: 2022-12-16 Time:9:15:48 AM | Printed By: RSalazar Date: 2022-12-16 Time:9:30:27 AM

1 in IF THIS MEASUREMENT DOES NOT MATCH WHAT IS SHOWN, THE SHEET SIZE HAS BEEN MODIFIED FROM: ANSI B

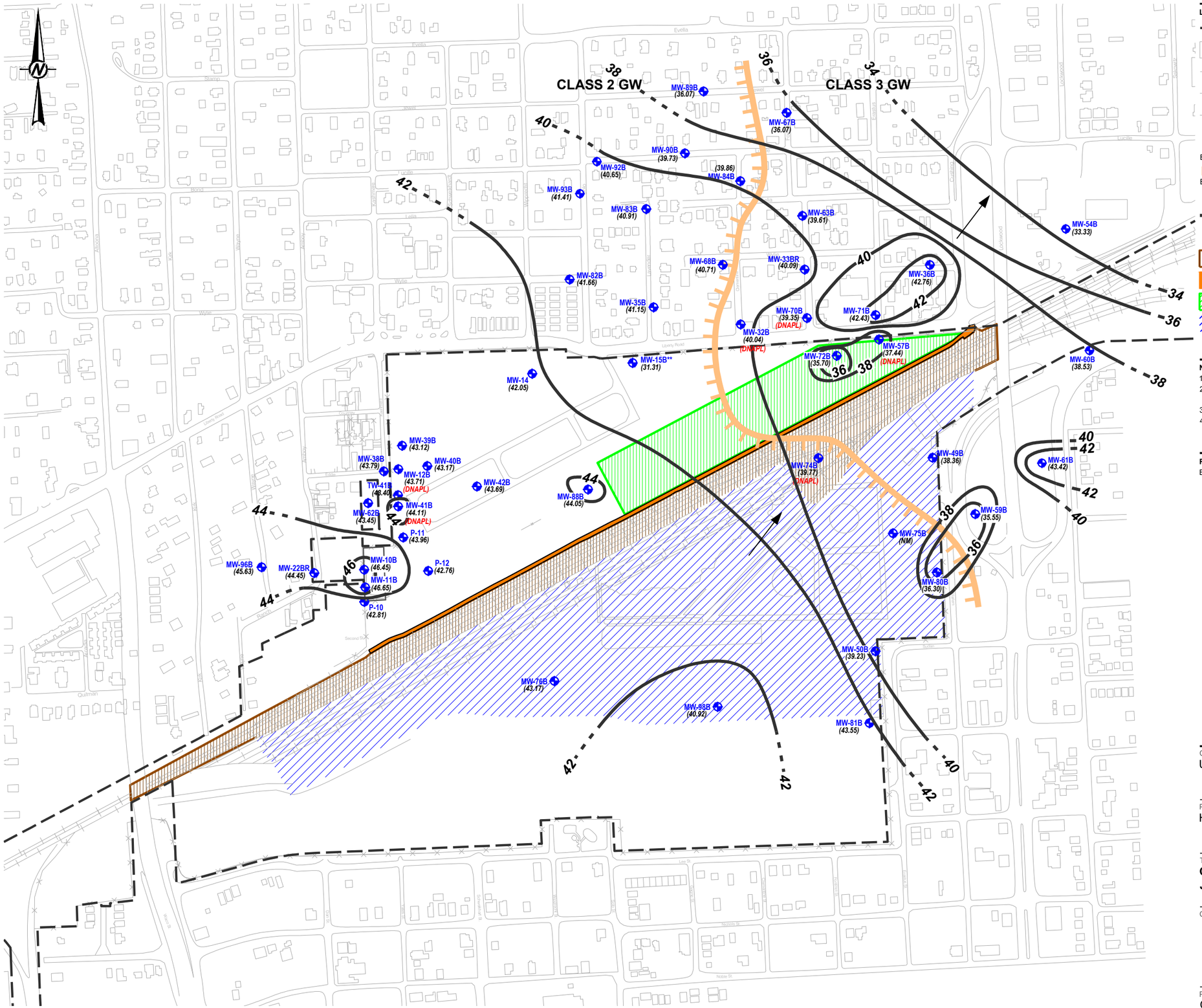

LEGEND

- UPRR PROPERTY BOUNDARY
- HISTORIC STRUCTURE AND FEATURE
- ROAD, PARKING LOT, SIDEWALK
- FENCE
- RAILROAD
- B-TZ MONITORING WELL LOCATION
- B-CZ (CLASS 3 GW) / B-TZ (CLASS 2 GW) — B-TZ/B-CZ BOUNDARY
- (39.63) — GROUNDWATER ELEVATION (FT, HVD)
- 36 — GROUNDWATER ELEVATION CONTOUR (FT, HVD) C.I. = 2 FT
- INFERRED GROUNDWATER FLOW DIRECTION
- RAILROAD BALLAST CAP AREA
- ASPHALT CAP AREA
- SOIL CAP
- CONCRETE CAP AREA

NOTE(S)

1. VERTICAL DATUM BASED ON CITY OF HOUSTON VERTICAL DATUM (HVD).
2. DNAPL - DENSE NON-AQUEOUS PHASE LIQUIDS DETECTED IN MONITORING WELL (DURING JANUARY 2022 SITE WIDE MONITORING EVENT).
3. NM - NOT MEASURED
4. ** - NOT USED TO DEVELOP POTENTIOMETRIC SURFACE.

REFERENCE(S)

BASE MAP FROM ERM-SOUTHWEST, INC APAR ADDENDUM, FIG 3-1, DATED JUNE 2004.

STATE OF TEXAS
ERIC C. MATZNER
GEOLOGY
LIC. # 795
LICENSED
PROFESSIONAL GEOSCIENTIST
12/15/2022

0 200 400
1" = 400' FEET

CLIENT
UNION PACIFIC RAILROAD CO.

PROJECT
HOUSTON WOOD PRESERVING WORKS

TITLE
GROUNDWATER GRADIENT MAP - B-TZ/B-CZ
JANUARY 2022

CONSULTANT
WSP GOLDER
TEXAS GEOSCIENCE FIRM NO. 50649
TEXAS ENGINEERING FIRM NO. 22771

YYYY-MM-DD	2022-12-15
DESIGNED	AJD
PREPARED	AJD
REVIEWED	DH/MH
APPROVED	ECM

PROJECT NO. GL19119232 | REV. 0 | FIGURE 3

Path: \\golder.gds\complexdata\office\texarkana\projects - round rock_2019\19119232 - hwpw\0-semi-annual monitoring event\hwpw figures\2022- 1st semi-annual\ | File Name: 002 Groundwater Gradient Map B-TZ-B-CZ - January 2022.dwg | Last Edited By: rsalazar Date: 2022-12-16 Time:9:15:41 AM | Printed By: RSalazar Date: 2022-12-16 Time:9:30:46 AM
IF THIS MEASUREMENT DOES NOT MATCH WHAT IS SHOWN, THE SHEET SIZE HAS BEEN MODIFIED FROM: ANSI B

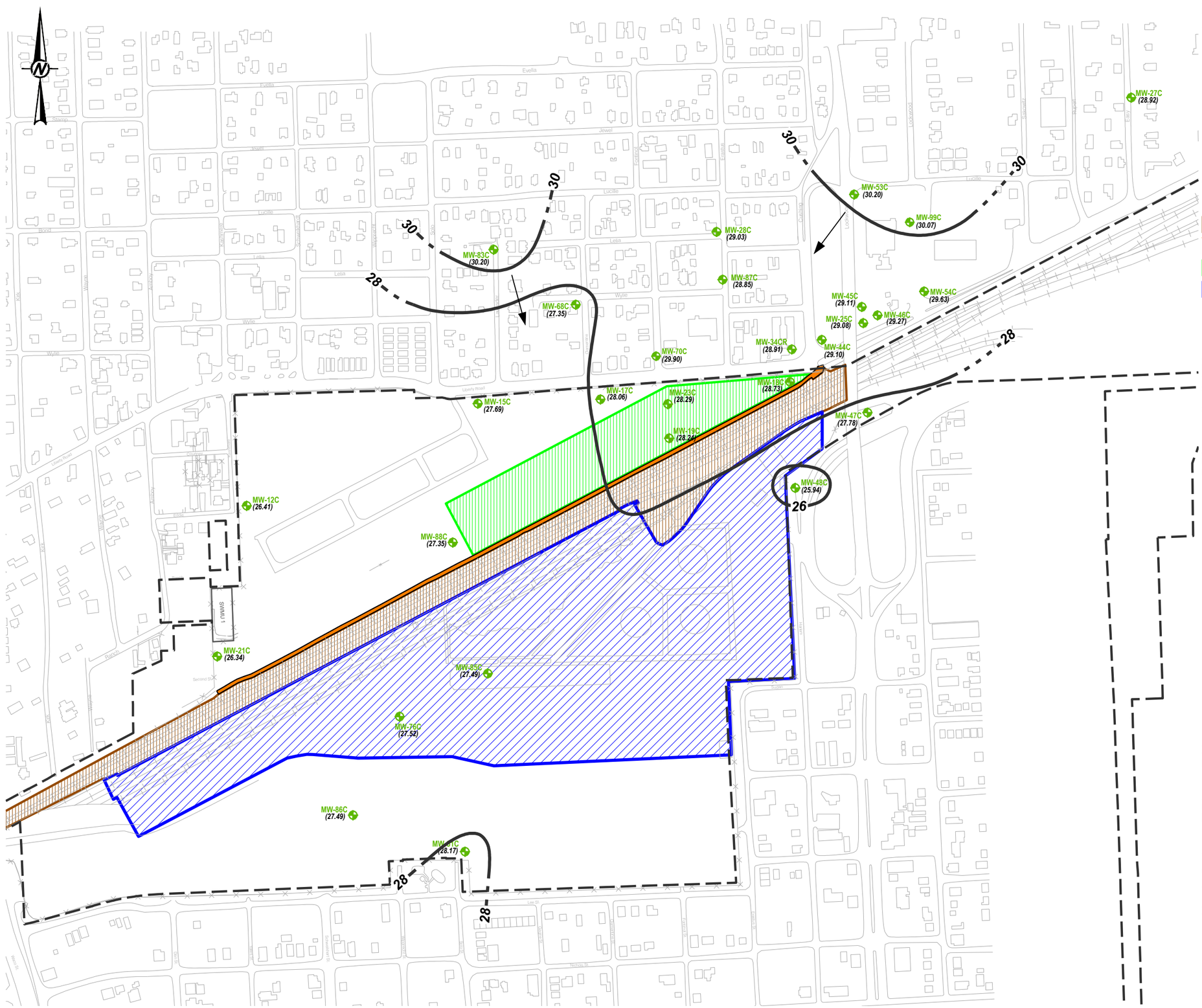

LEGEND

- UPRR PROPERTY BOUNDARY
- HISTORIC STRUCTURE AND FEATURE
- ROAD, PARKING LOT, SIDEWALK
- FENCE
- RAILROAD
- C-TZ MONITORING WELL LOCATION
- (29.54) GROUNDWATER ELEVATION (FT, HVD)
- 36 GROUNDWATER ELEVATION CONTOUR (FT, HVD) C.I. = 2 FT
- INFERRED GROUNDWATER FLOW DIRECTION
- RAILROAD BALLAST CAP AREA
- ASPHALT CAP AREA
- SOIL CAP
- CONCRETE CAP AREA

NOTE(S)

1. VERTICAL DATUM BASED ON CITY OF HOUSTON VERTICAL DATUM (HVD).
2. DNAPL - DENSE NON-AQUEOUS PHASE LIQUIDS DETECTED IN MONITORING WELL (DURING JANUARY 2022 SITE WIDE MONITORING EVENT).
3. NM - NOT MEASURED

REFERENCE(S)

BASE MAP FROM ERM-SOUTHWEST, INC APAR ADDENDUM, FIG 3-1, DATED JUNE 2004.

STATE OF TEXAS
ERIC C. MATZNER
GEOLOGY
LIC. # 795
LICENSED
PROFESSIONAL GEOSCIENTIST
12/15/2022

0 200 400
1" = 400' FEET

CLIENT
UNION PACIFIC RAILROAD CO.

PROJECT
HOUSTON WOOD PRESERVING WORKS

TITLE
GROUNDWATER GRADIENT MAP - C-TZ
JANUARY 2022

CONSULTANT
WSP GOLDER
TEXAS GEOSCIENCE FIRM NO. 50649
TEXAS ENGINEERING FIRM NO. 22771

YYYY-MM-DD	2022-12-15
DESIGNED	AJD
PREPARED	AJD
REVIEWED	HD/MH
APPROVED	ECM

PROJECT NO. GL19119232 | REV. 0 | FIGURE 4

Path: \\golder.gds\complexdata\office\texarkana\projects - round rock_2019\19119232 - hwpw\0-semi-annual monitoring event\wpw figures\2022- 1st semi-annual\ | File Name: 003 Groundwater Gradient Map C-TZ - January 2022.dwg | Last Edited By: rsalazar Date: 2022-12-16 Time:9:15:32 AM | Printed By: RSalazar Date: 2022-12-16 Time:9:31:00 AM

IF THIS MEASUREMENT DOES NOT MATCH WHAT IS SHOWN, THE SHEET SIZE HAS BEEN MODIFIED FROM: ANSI B

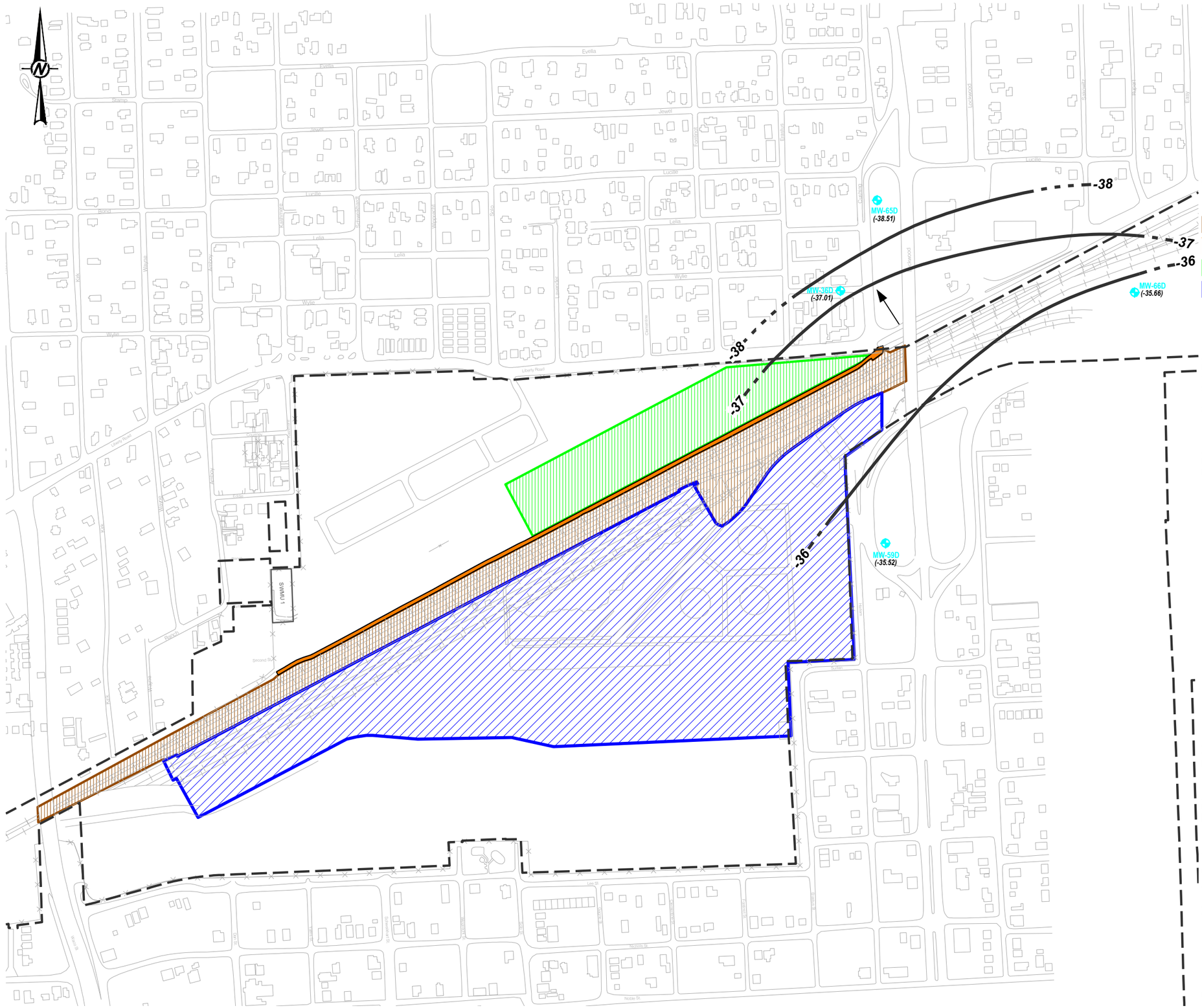

LEGEND

- UPRR PROPERTY BOUNDARY
- HISTORIC STRUCTURE AND FEATURE
- ROAD, PARKING LOT, SIDEWALK
- FENCE
- RAILROAD
- D-TZ MONITORING WELL LOCATION
- (-35.11) GROUNDWATER ELEVATION (FT, HVD)
- -36 GROUNDWATER ELEVATION CONTOUR (FT, HVD) C.I. = 1 FT
- INFERRED GROUNDWATER FLOW DIRECTION
- RAILROAD BALLAST CAP AREA
- ASPHALT CAP AREA
- SOIL CAP
- CONCRETE CAP AREA

NOTE(S)

1. VERTICAL DATUM BASED ON CITY OF HOUSTON VERTICAL DATUM (HVD).
2. DNAPL = DENSE NON-AQUEOUS PHASE LIQUIDS DETECTED IN MONITORING WELL (DURING JANUARY 2022 SITE WIDE MONITORING EVENT).
3. NM - NOT MEASURED

REFERENCE(S)

BASE MAP FROM ERM-SOUTHWEST, INC APAR ADDENDUM, FIG 3-1, DATED JUNE 2004.

STATE OF TEXAS
ERIC C. MATZNER
GEOLOGY
LIC. # 795
LICENSED
PROFESSIONAL GEOSCIENTIST
12/15/2022

0 200 400
1" = 400' FEET

CLIENT
UNION PACIFIC RAILROAD CO.

PROJECT
HOUSTON WOOD PRESERVING WORKS

TITLE
GROUNDWATER GRADIENT MAP - D-TZ
JANUARY 2022

CONSULTANT
WSP GOLDER
TEXAS GEOSCIENCE FIRM NO. 50649
TEXAS ENGINEERING FIRM NO. 22771

YYYY-MM-DD	2022-12-15
DESIGNED	AJD
PREPARED	AJD
REVIEWED	HD/MH
APPROVED	ECM

PROJECT NO.	REV.	FIGURE
GL19119232	0	5

Path: \\golder.gds\complex\data\office\texarkana\projects - round rock_2019\19119232 - hwpw\0-semi-annual monitoring event\hwpw figures\2022- 1st semi-annual\ | File Name: 004 Groundwater Gradient Map D-TZ - January 2022.dwg | Last Edited By: rsalazar Date: 2022-12-16 Time:9:15:24 AM | Printed By: RSalazar Date: 2022-12-16 Time:9:31:15 AM

1 in IF THIS MEASUREMENT DOES NOT MATCH WHAT IS SHOWN, THE SHEET SIZE HAS BEEN MODIFIED FROM: ANSI B

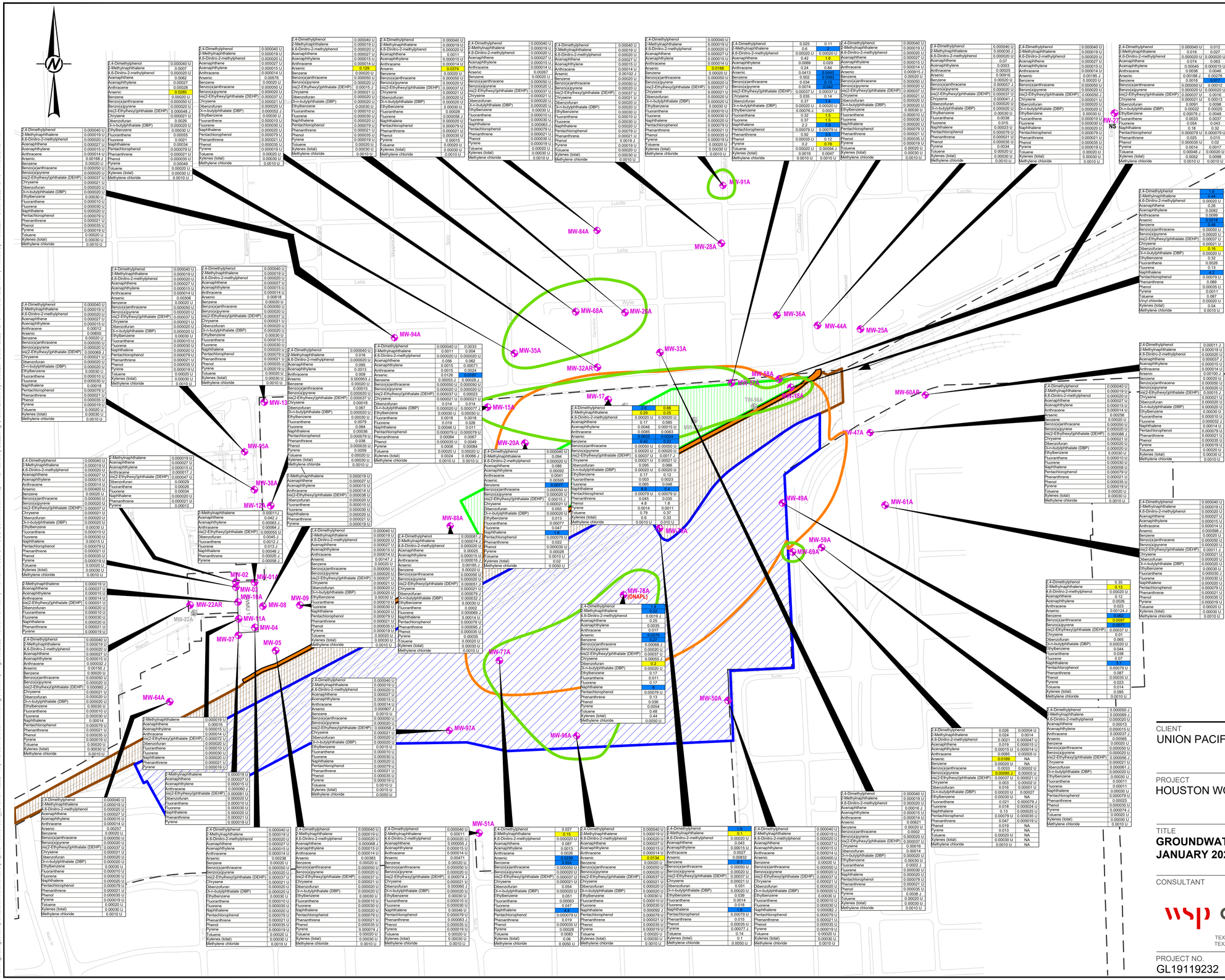

LEGEND

- UPRR PROPERTY
- ROAD, PARKING LOT, SIDEWALK
- FENCE
- RAILROAD
- A-TZ MONITORING WELL LOCATION
- INFERRED GROUNDWATER FLOW DIRECTION
- RAILROAD BALLAST CAP AREA
- ASPHALT CAP AREA
- SOIL CAP
- CONCRETE CAP AREA
- GW PCLE ZONE
- ARSENIC PCLE ZONE

NOTE(S)

1. ALL CONCENTRATIONS ARE IN mg/L.
2. J - ESTIMATED VALUE BETWEEN SQL AND MDL.
3. < - NOT DETECTED (RL/SQL REPORTED).
4. NA - NOT ANALYZED.
5. NS - NOT SAMPLED
6. BLUE HIGHLIGHTED CONCENTRATIONS EXCEED COMMERCIAL INDUSTRIAL PCLs (FOR ON-SITE WELLS ONLY).
7. YELLOW HIGHLIGHTED CONCENTRATIONS EXCEED RESIDENTIAL ASSESSMENT LEVEL (RALs).
8. DNAPL = DENSE NON-AQUEOUS PHASE LIQUIDS DETECTED IN MONITORING WELL (JANUARY 2022).

SWNU AREA

NO.	DESCRIPTION
SWMU 1	CLOSED SURFACE IMPOUNDMENT

PROTECTIVE CONCENTRATION LEVELS (PCLs)

PARAMETER	RAL (mg/L)	C/I PCL (mg/L)
2,4-Dimethylphenol	0.49	1.5
2-Methylnaphthalene	0.098	0.29
4,6-Dinitro-2-methylphenol	0.0024	0.0073
Acenaphthene	1.5	4.4
Acenaphthylene	1.5	4.4
Anthracene	7.3	22
Arsenic	0.01	0.01
Benzene	0.005	0.005
Benzo(a)anthracene	0.0091	0.02
Benzo(a)pyrene	0.0002	0.0002
bis(2-Ethylhexyl)phthalate (DEHP)	0.006	0.006
Chrysene	0.91	2
Dibenzofuran	0.098	0.29
Di-n-butylphthalate (DBP)	2.4	7.3
Ethylbenzene	0.7	0.7
Fluoranthene	0.98	2.9
Fluorene	0.98	2.9
Naphthalene	0.49	1.5
Pentachlorophenol	0.001	0.001
Phenanthrene	0.73	2.2
Phenol	7.3	22
Pyrene	0.73	2.2
Toluene	1	1
Vinyl chloride	0.002	0.002
Xylenes (total)	10	10
Methylene Chloride	0.005	0.005

STATE OF TEXAS
ERIC C. MATZNER
GEOLOGY
LIC. # 795
LICENSED
PROFESSIONAL GEOSCIENTIST
12/15/2022

0 200 400
1" = 200' FEET

CLIENT
UNION PACIFIC RAILROAD CO.

PROJECT
HOUSTON WOOD PRESERVING WORKS

TITLE
GROUNDWATER COC CONCENTRATION MAP - A-TZ JANUARY 2022

CONSULTANT
WSP GOLDER
TEXAS GEOSCIENCE FIRM NO. 50649
TEXAS ENGINEERING FIRM NO. 22771

YYYY-MM-DD	2022-12-15
DESIGNED	RS
PREPARED	RS
REVIEWED	ES/MH
APPROVED	ECM

PROJECT NO. GL19119232 | REV. 0 | FIGURE 6

IF THIS MEASUREMENT DOES NOT MATCH WHAT IS SHOWN, THE SHEET SIZE HAS BEEN MODIFIED FROM: ANSI D

Path: \\golder.gds\complexdata\office\texarkana\projects - round rock\, 2019\19119232 - hwpw\0-semi-annual monitoring event\hwpw figures\2022\ - 1st semi-annual\ | File Name: 005 GW COC Concentration Map A-TZ - January 2022.dwg | Last Edited By: rsalazar Date: 2022-12-16 Time:9:19:27 AM | Printed By: RSalazar Date: 2022-12-16 Time:9:31:34 AM

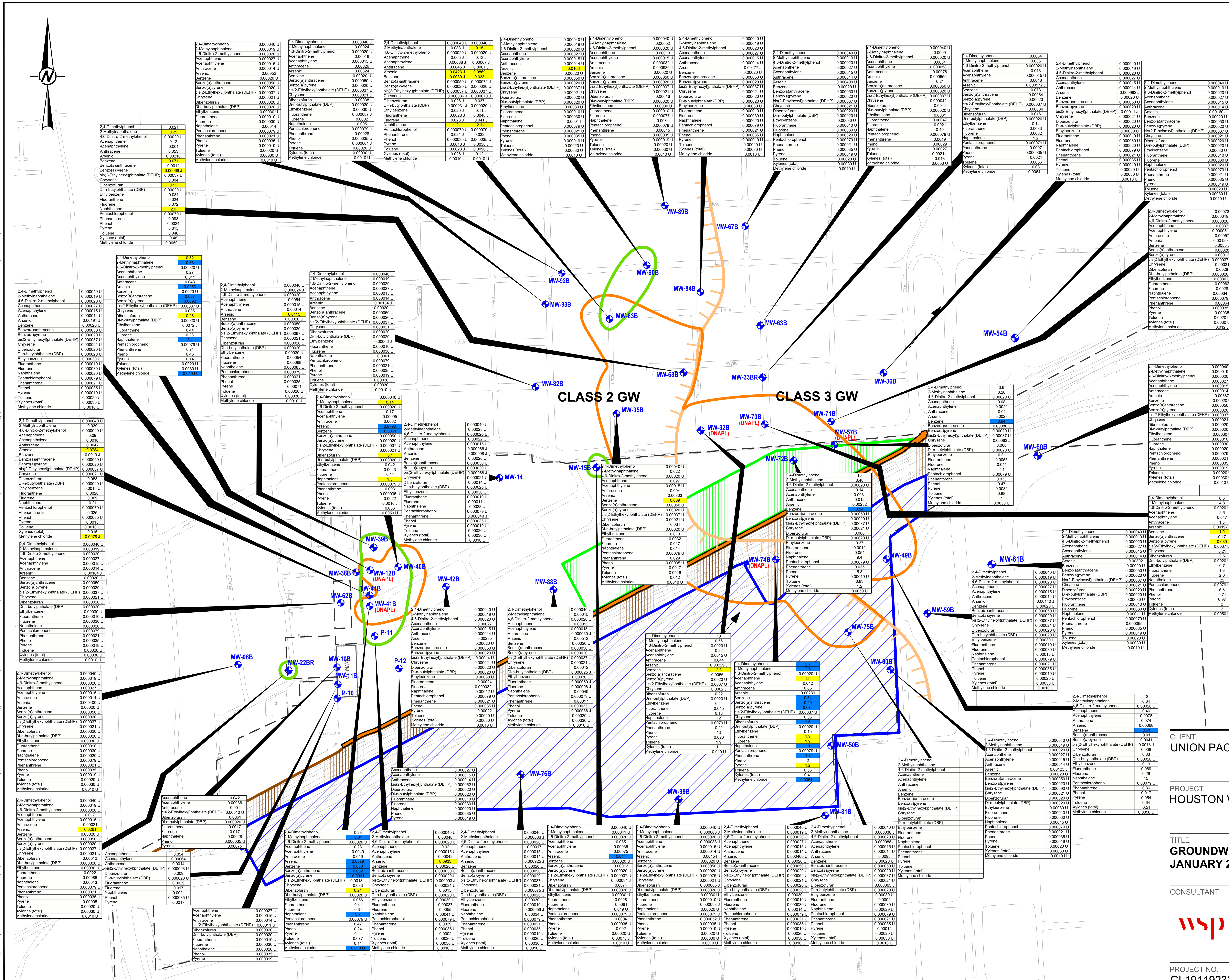

LEGEND

- UPRR PROPERTY
- ROAD, PARKING LOT, SIDEWALK
- FENCE
- RAILROAD
- B-CZ (CLASS 3 GW) / B-TZ (CLASS 2 GW) — B-TZ/B-CZ BOUNDARY
- B-TZ AND B-CZ MONITORING WELL LOCATION
- INFERRED GROUNDWATER FLOW DIRECTION
- RAILROAD BALLAST CAP AREA
- ASPHALT CAP AREA
- SOIL CAP
- CONCRETE CAP AREA
- GW PCLE ZONE
- ARSENIC PCLE ZONE

NOTE(S)

1. ALL CONCENTRATIONS ARE IN mg/L.
2. J - ESTIMATED VALUE BETWEEN SQL AND MDL.
3. < - NOT DETECTED (RL/SQL REPORTED).
4. NA - NOT ANALYZED.
5. NS - NOT SAMPLED.
6. BLUE HIGHLIGHTED CONCENTRATIONS EXCEED COMMERCIAL INDUSTRIAL PCLs (FOR ON-SITE WELLS ONLY).
7. YELLOW HIGHLIGHTED CONCENTRATIONS EXCEED RESIDENTIAL ASSESSMENT LEVEL (RALs).
8. DNAPL - DENSE NON-AQUEOUS PHASE LIQUIDS DETECTED IN MONITORING WELL (JANUARY 2022).

SWNU AREA

NO.	DESCRIPTION
SWMU 1	CLOSED SURFACE IMPOUNDMENT

PROTECTIVE CONCENTRATION LEVELS (PCLs)

PARAMETER	RAL (mg/L)	C/I PCL (mg/L)	CLASS 3 RAL (mg/L)	CLASS 3 C/I PCL (mg/L)
2,4-Dimethylphenol	0.49	1.5	49	150
2-Methylnaphthalene	0.098	0.29	9.8	29
4,6-Dinitro-2-methylphenol	0.0024	0.0073	0.24	0.73
Acenaphthene	1.5	4.4	150	440
Acenaphthylene	1.5	4.4	150	440
Anthracene	7.3	22	730	2200
Arsenic	0.01	0.01	1	1
Benzene	0.005	0.005	0.5	0.5
Benzo(a)anthracene	0.0091	0.02	0.91	2
Benzo(a)pyrene	0.0002	0.0002	0.02	0.02
bis(2-Ethylhexyl)phthalate (DEHP)	0.006	0.006	0.6	0.6
Chrysene	0.91	2	91	200
Dibenzofuran	0.098	0.29	9.8	29
Di-n-butylphthalate (DBP)	2.4	7.3	240	730
Ethylbenzene	0.7	0.7	70	70
Fluoranthene	0.98	2.9	98	290
Fluorene	0.98	2.9	98	290
Naphthalene	0.49	1.5	49	150
Pentachlorophenol	0.001	0.001	0.1	0.1
Phenanthrene	0.73	2.2	73	220
Phenol	7.3	22	730	2200
Pyrene	0.73	2.2	73	220
Toluene	1	1	100	100
Vinyl chloride	0.002	0.002	0.2	0.2
Xylenes (total)	10	10	1000	1000
Methylene Chloride	0.005	0.005	0.5	0.5

STATE OF TEXAS
ERIC C. MATZNER
GEOLOGY
LIC. # 795
LICENSED
PROFESSIONAL GEOSCIENTIST
12/15/2022

0 200 400
1" = 200' FEET

CLIENT
UNION PACIFIC RAILROAD CO.

PROJECT
HOUSTON WOOD PRESERVING WORKS

TITLE
GROUNDWATER COC CONCENTRATION MAP - B-TZ/B-CZ JANUARY 2022

CONSULTANT
WSP GOLDER
TEXAS GEOSCIENCE FIRM NO. 50649
TEXAS ENGINEERING FIRM NO. 22771

YYYY-MM-DD	2022-12-15
DESIGNED	RS
PREPARED	RS
REVIEWED	ES/MH
APPROVED	ECM

PROJECT NO. GL19119232 REV. 0 FIGURE 7

IF THIS MEASUREMENT DOES NOT MATCH WHAT IS SHOWN, THE SHEET SIZE HAS BEEN MODIFIED FROM: ANSI D

Path: \\golder.gds\gal\houston\... | File Name: 006 GW COC Concentration Map B-TZ B-CZ - January 2022.dwg | Last Edited By: rsalazar Date: 2022-12-16 | Printed By: RSalazar Date: 2022-12-16

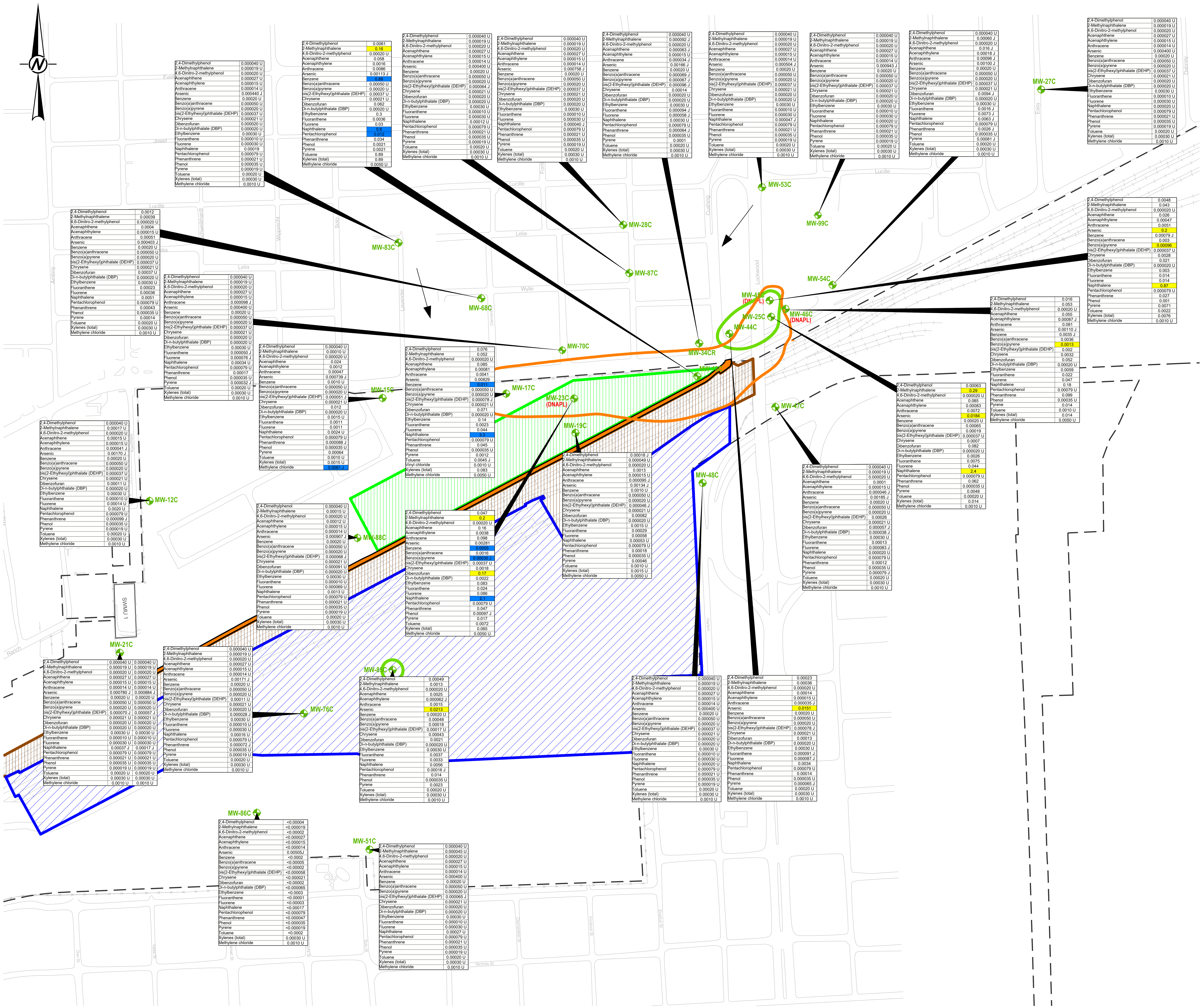

LEGEND

- UPRR PROPERTY
- ROAD, PARKING LOT, SIDEWALK
- FENCE
- RAILROAD
- C-TZ MONITORING WELL LOCATION
- INFERRED GROUNDWATER FLOW DIRECTION
- RAILROAD BALLAST CAP AREA
- ASPHALT CAP AREA
- SOIL CAP
- CONCRETE CAP AREA
- GW PCLE ZONE
- ARSENIC PCLE ZONE

NOTE(S)

1. ALL CONCENTRATIONS ARE IN mg/L.
2. J - ESTIMATED VALUE BETWEEN SQL AND MDL.
3. < - NOT DETECTED (RL/SQL REPORTED).
4. NA - NOT ANALYZED.
5. NS - NOT SAMPLED
6. BLUE HIGHLIGHTED CONCENTRATIONS EXCEED COMMERCIAL INDUSTRIAL PCLs (FOR ON-SITE WELLS ONLY).
7. YELLOW HIGHLIGHTED CONCENTRATIONS EXCEED RESIDENTIAL ASSESSMENT LEVEL (RALs).
8. DNAPL - DENSE NON-AQUEOUS PHASE LIQUIDS DETECTED IN MONITORING WELL (JANUARY 2022).

SWNU AREA

NO.	DESCRIPTION
SWMU 1	CLOSED SURFACE IMPOUNDMENT

PROTECTIVE CONCENTRATION LEVELS (PCLs)

PARAMETER	RAL (mg/L)	C/I PCL (mg/L)
2,4-Dimethylphenol	0.49	1.5
2-Methylnaphthalene	0.098	0.29
4,6-Dinitro-2-methylphenol	0.0024	0.0073
Acenaphthene	1.5	4.4
Acenaphthylene	1.5	4.4
Anthracene	7.3	22
Arsenic	0.01	0.01
Benzene	0.005	0.005
Benzo(a)anthracene	0.0091	0.02
Benzo(a)pyrene	0.0002	0.0002
bis(2-Ethylhexyl)phthalate (DEHP)	0.006	0.006
Chrysene	0.91	2
Dibenzofuran	0.098	0.29
Di-n-butylphthalate (DBP)	2.4	7.3
Ethylbenzene	0.7	0.7
Fluoranthene	0.98	2.9
Fluorene	0.98	2.9
Naphthalene	0.49	1.5
Pentachlorophenol	0.001	0.001
Phenanthrene	0.73	2.2
Phenol	7.3	22
Pyrene	0.73	2.2
Toluene	1	1
Vinyl chloride	0.002	0.002
Xylenes (total)	10	10
Methylene Chloride	0.005	0.005

STATE OF TEXAS ERIC C. MATZNER GEOLOGY LIC. #795 LICENSED PROFESSIONAL GEOSCIENTIST 12/15/2022

0 200 400
1" = 200' FEET

CLIENT
UNION PACIFIC RAILROAD CO.

PROJECT
HOUSTON WOOD PRESERVING WORKS

TITLE
GROUNDWATER COC CONCENTRATION MAP - C-TZ JANUARY 2022

CONSULTANT
WSP GOLDER
TEXAS GEOSCIENCE FIRM NO. 50649
TEXAS ENGINEERING FIRM NO. 2271

YYYY-MM-DD	2022-12-15
DESIGNED	RS
PREPARED	RS
REVIEWED	ES/MH
APPROVED	ECM

PROJECT NO. GL19119232 REV. 0 FIGURE 8

IF THIS MEASUREMENT DOES NOT MATCH WHAT IS SHOWN, THE SHEET SIZE HAS BEEN MODIFIED FROM: ANSI D
Path: \\golder.gds\... | File Name: 007 GW COC Concentration Map C-TZ - January 2022.dwg | Last Edited By: rsalazar Date: 2022-12-16 Time: 9:18:46 AM | Printed By: RSalazar Date: 2022-12-16 Time: 9:32:14 AM

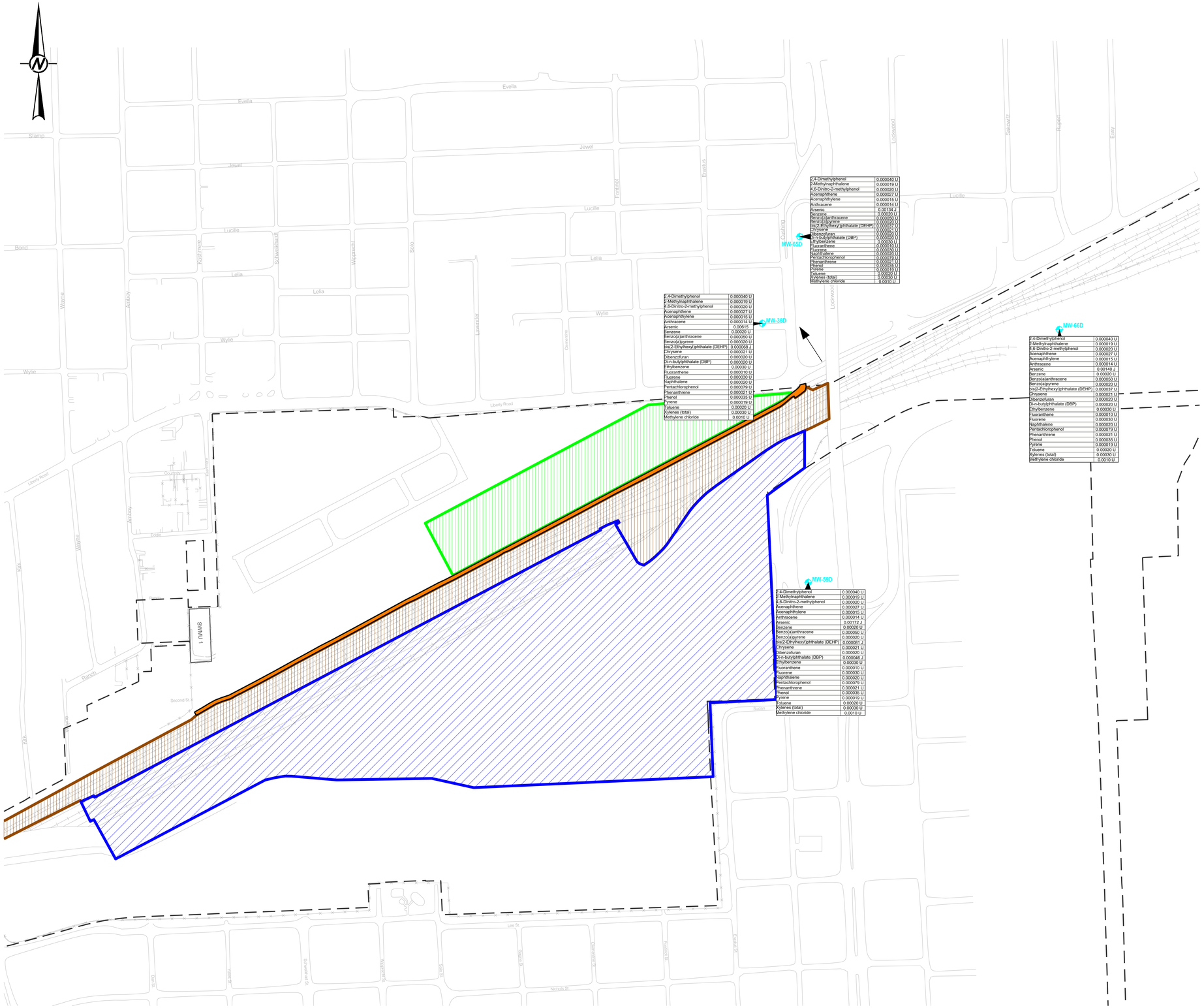

2,4-Dimethylphenol	0.000040 U
2-Methylnaphthalene	0.000019 U
4,6-Dinitro-2-methylphenol	0.000020 U
Acenaphthene	0.000027 U
Acenaphthylene	0.000015 U
Anthracene	0.000014 U
Arsenic	0.00134 J
Benzene	0.00020 U
Benzo(a)anthracene	0.000050 U
Benzo(a)pyrene	0.000020 U
bis(2-Ethylhexyl)phthalate (DEHP)	0.000037 U
Chrysene	0.000021 U
Dibenzofuran	0.000020 U
Di-n-butylphthalate (DBP)	0.000020 U
Ethylbenzene	0.00030 U
Fluoranthene	0.000010 U
Fluorene	0.000030 U
Naphthalene	0.000020 U
Pentachlorophenol	0.000079 U
Phenanthrene	0.000021 U
Phenol	0.000035 U
Pyrene	0.000019 U
Toluene	0.00020 U
Xylenes (total)	0.00030 U
Methylene chloride	0.0010 U

2,4-Dimethylphenol	0.000040 U
2-Methylnaphthalene	0.000019 U
4,6-Dinitro-2-methylphenol	0.000020 U
Acenaphthene	0.000027 U
Acenaphthylene	0.000015 U
Anthracene	0.000014 U
Arsenic	0.00140 J
Benzene	0.00200 U
Benzo(a)anthracene	0.000050 U
Benzo(a)pyrene	0.000020 U
bis(2-Ethylhexyl)phthalate (DEHP)	0.000037 U
Chrysene	0.000021 U
Dibenzofuran	0.000020 U
Di-n-butylphthalate (DBP)	0.000020 U
Ethylbenzene	0.00030 U
Fluoranthene	0.000010 U
Fluorene	0.000030 U
Naphthalene	0.000020 U
Pentachlorophenol	0.000079 U
Phenanthrene	0.000021 U
Phenol	0.000035 U
Pyrene	0.000019 U
Toluene	0.00020 U
Xylenes (total)	0.00030 U
Methylene chloride	0.0010 U

2,4-Dimethylphenol	0.000040 U
2-Methylnaphthalene	0.000019 U
4,6-Dinitro-2-methylphenol	0.000020 U
Acenaphthene	0.000027 U
Acenaphthylene	0.000015 U
Anthracene	0.000014 U
Arsenic	0.00172 J
Benzene	0.00020 U
Benzo(a)anthracene	0.000050 U
Benzo(a)pyrene	0.000020 U
bis(2-Ethylhexyl)phthalate (DEHP)	0.000081 J
Chrysene	0.000021 U
Dibenzofuran	0.000020 U
Di-n-butylphthalate (DBP)	0.000046 J
Ethylbenzene	0.00030 U
Fluoranthene	0.000010 U
Fluorene	0.000030 U
Naphthalene	0.000020 U
Pentachlorophenol	0.000079 U
Phenanthrene	0.000021 U
Phenol	0.000035 U
Pyrene	0.000019 U
Toluene	0.00020 U
Xylenes (total)	0.00030 U
Methylene chloride	0.0010 U

LEGEND

- UPRR PROPERTY
- ROAD, PARKING LOT, SIDEWALK
- FENCE
- RAILROAD
- D-TZ MONITORING WELL LOCATION
- INFERRED GROUNDWATER FLOW DIRECTION
- RAILROAD BALLAST CAP AREA
- ASPHALT CAP AREA
- SOIL CAP
- CONCRETE CAP AREA

NOTE(S)

1. ALL CONCENTRATIONS ARE IN mg/L.
2. J - ESTIMATED VALUE BETWEEN SQL AND MDL.
3. < - NOT DETECTED (RL/SQL REPORTED).
4. NA - NOT ANALYZED.
5. NS - NOT SAMPLED.
6. BLUE HIGHLIGHTED CONCENTRATIONS EXCEED COMMERCIAL INDUSTRIAL PCLs (FOR ON-SITE WELLS ONLY).
7. YELLOW HIGHLIGHTED CONCENTRATIONS EXCEED RESIDENTIAL ASSESSMENT LEVEL (RALs).
8. DNAPL - DENSE NON-AQUEOUS PHASE LIQUIDS DETECTED IN MONITORING WELL (JANUARY 2022).

SWNU AREA

NO.	DESCRIPTION
SWMU 1	CLOSED SURFACE IMPOUNDMENT

PROTECTIVE CONCENTRATION LEVELS (PCLs)

PARAMETER	RAL (mg/L)	C/I PCL (mg/L)
2,4-Dimethylphenol	0.49	1.5
2-Methylnaphthalene	0.098	0.29
4,6-Dinitro-2-methylphenol	0.0024	0.0073
Acenaphthene	1.5	4.4
Acenaphthylene	1.5	4.4
Anthracene	7.3	22
Arsenic	0.01	0.01
Benzene	0.005	0.005
Benzo(a)anthracene	0.0091	0.02
Benzo(a)pyrene	0.0002	0.0002
bis(2-Ethylhexyl)phthalate (DEHP)	0.006	0.006
Chrysene	0.91	2
Dibenzofuran	0.098	0.29
Di-n-butylphthalate (DBP)	2.4	7.3
Ethylbenzene	0.7	0.7
Fluoranthene	0.98	2.9
Fluorene	0.98	2.9
Naphthalene	0.49	1.5
Pentachlorophenol	0.001	0.001
Phenanthrene	0.73	2.2
Phenol	7.3	22
Pyrene	0.73	2.2
Toluene	1	1
Vinyl chloride	0.002	0.002
Xylenes (total)	10	10
Methylene Chloride	0.005	0.005

STATE OF TEXAS
ERIC C. MATZNER
GEOLOGY
LIC. # 795
LICENSED
PROFESSIONAL GEOSCIENTIST
12/15/2022

0 200 400
1" = 200' FEET

CLIENT
UNION PACIFIC RAILROAD CO.

PROJECT
HOUSTON WOOD PRESERVING WORKS

TITLE
GROUNDWATER COC CONCENTRATION MAP - D-TZ
JANUARY 2022

CONSULTANT
WSP GOLDER
TEXAS GEOSCIENCE FIRM NO. 50649
TEXAS ENGINEERING FIRM NO. 22771

YYYY-MM-DD	2022-12-15
DESIGNED	RS
PREPARED	RS
REVIEWED	ES/MH
APPROVED	ECM

PROJECT NO. GL19119232
REV. 0
FIGURE 9

Path: \\golder.gds\complexdata\office\texarkana\projects - round rock_20191911923 2 - hwpw\0-semi-annual monitoring event\hwpw figures\2022- 1st semi-annual\ | File Name: 008 GW COC Concentration Map D-TZ - January 2022.dwg | Last Edited By: rsalazar Date: 2022-12-16 Time:9:18:32 AM | Printed By: RSalazar Date: 2022-12-16 Time:9:32:32 AM

IF THIS MEASUREMENT DOES NOT MATCH WHAT IS SHOWN, THE SHEET SIZE HAS BEEN MODIFIED FROM: ANSI D

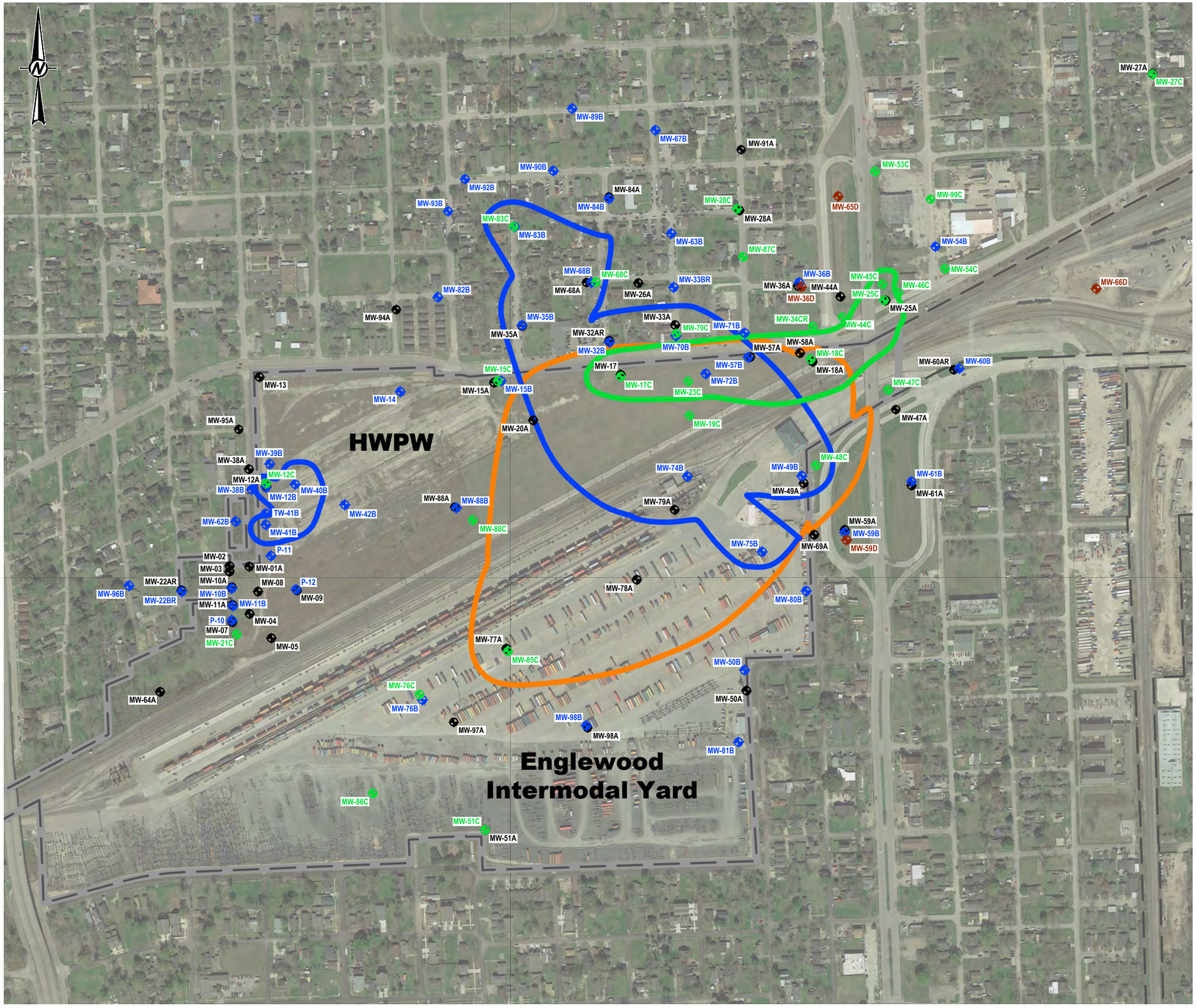

LEGEND

- UPRR PROPERTY BOUNDARY
- A-TZ MONITORING WELL LOCATION
- B-CZ/B-TZ MONITORING WELL LOCATION
- C-TZ MONITORING WELL LOCATION
- D-TZ MONITORING WELL LOCATION
- A-TZ AFFECTED PROPERTY/PCLE ZONE (JANUARY 2022)
- B-CZ/B-TZ AFFECTED PROPERTY/PCLE ZONE (JANUARY 2022)
- C-TZ AFFECTED PROPERTY/PCLE ZONE (JANUARY 2022)

REFERENCE(S)

PARCEL BOUNDARIES: CITY OF HOUSTON GEOGRAPHIC INFORMATION & MANAGEMENT SYSTEMS (GIMS).
AERIAL: GOOGLE EARTH, IMAGERY DATED 2/23/19.

STATE OF TEXAS
ERIC C. MATZNER
GEOLOGY
LIC. # 795
LICENSED
PROFESSIONAL GEOSCIENTIST
12/15/2022

0 200 400
1" = 400' FEET

CLIENT
UNION PACIFIC RAILROAD CO.

PROJECT
HOUSTON WOOD PRESERVING WORKS

TITLE
SITE-SPECIFIC COC GROUNDWATER PLUME MAP

CONSULTANT
WSP GOLDER
TEXAS GEOSCIENCE FIRM NO. 50649
TEXAS ENGINEERING FIRM NO. 22771

YYYY-MM-DD	2022-12-16
DESIGNED	AJD
PREPARED	AJD
REVIEWED	MH
APPROVED	ECM

PROJECT NO. 19119232 REV. 0 FIGURE 10

Path: \\golder.gds\complexdata\office\Texas\Houston\Projects - Round Rock_2019\19119232 - HWPW\2022-08 | File Name: 10 - Site Specific COC GW Plume Map.dwg | Last Edited By: rsalazar Date: 2022-12-16 Time:10:38:57 AM | Printed By: RSalazar Date: 2022-12-16 Time:10:40:14 AM
IF THIS MEASUREMENT DOES NOT MATCH WHAT IS SHOWN, THE SHEET SIZE HAS BEEN MODIFIED FROM: ANSI B

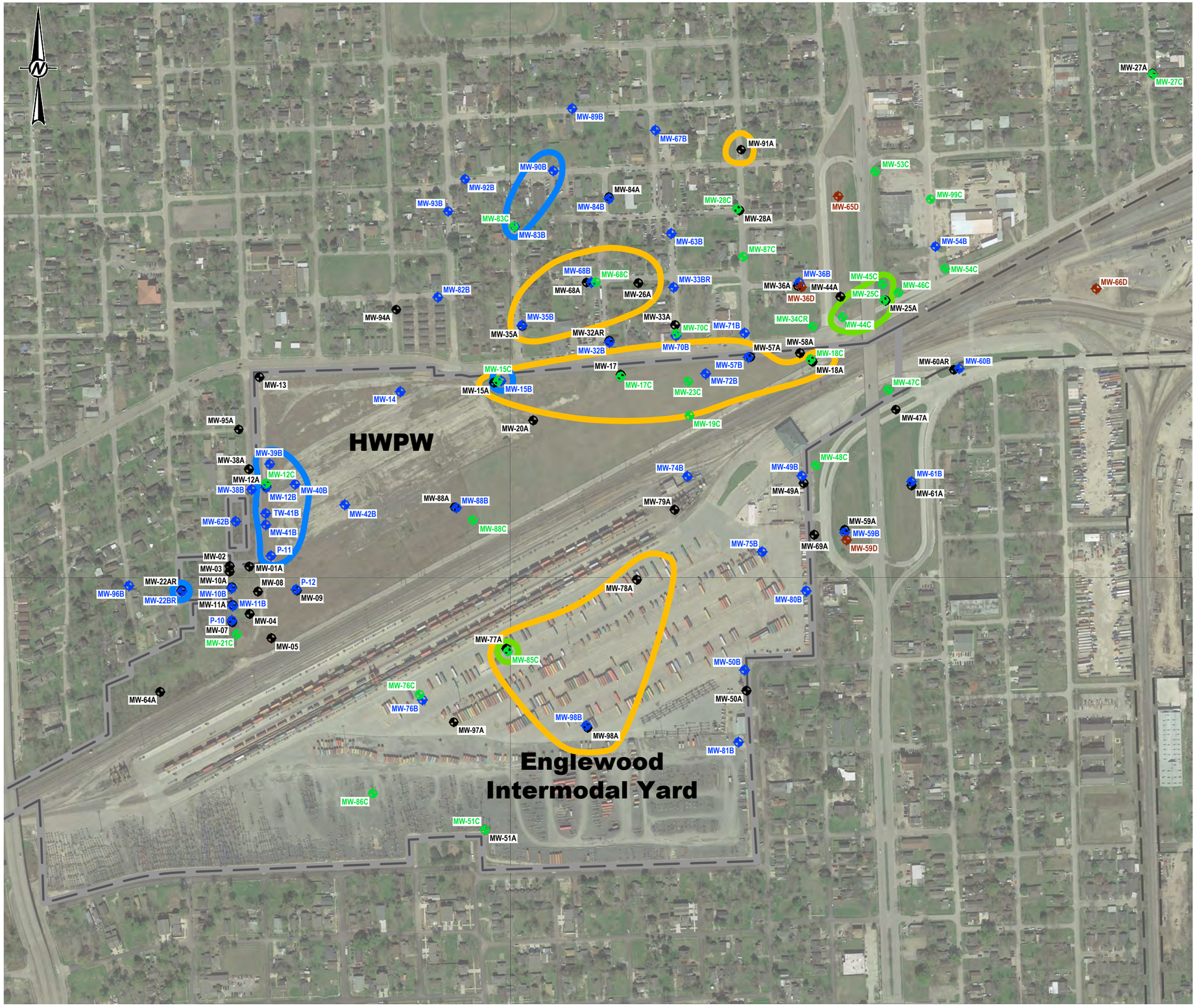

LEGEND

- UPRR PROPERTY BOUNDARY
- A-TZ MONITORING WELL LOCATION
- B-CZ/B-TZ MONITORING WELL LOCATION
- C-TZ MONITORING WELL LOCATION
- D-TZ MONITORING WELL LOCATION
- A-TZ ARSENIC AFFECTED PROPERTY/PCLE ZONE (JANUARY 2022)
- B-CZ/B-TZ ARSENIC AFFECTED PROPERTY/PCLE ZONE (JANUARY 2022)
- C-TZ ARSENIC AFFECTED PROPERTY/PCLE ZONE (JANUARY 2022)

REFERENCE(S)

PARCEL BOUNDARIES: CITY OF HOUSTON GEOGRAPHIC INFORMATION & MANAGEMENT SYSTEMS (GIMS).
AERIAL: GOOGLE EARTH, IMAGERY DATED 2/23/19.

0 200 400
1" = 400' FEET

CLIENT
UNION PACIFIC RAILROAD CO.

PROJECT
HOUSTON WOOD PRESERVING WORKS

TITLE
ARSENIC GROUNDWATER PLUME MAP

CONSULTANT
WSP GOLDER
TEXAS GEOSCIENCE FIRM NO. 50649
TEXAS ENGINEERING FIRM NO. 22771

YYYY-MM-DD	2022-12-16
DESIGNED	AJD
PREPARED	AJD
REVIEWED	MH
APPROVED	ECM

PROJECT NO.	REV.	FIGURE
19119232	0	11

Path: \\golder.gds\complexdata\office\Texas\Houston\Projects - Round Rock_20191119232 - HWPW\2022-08\ | File Name: 11 - Arsenic GW Plume Map.dwg | Last Edited By: rsalazar Date: 2022-12-16 Time:10:41:32 AM | Printed By: RSalazar Date: 2022-12-16 Time:10:43:00 AM
IF THIS MEASUREMENT DOES NOT MATCH WHAT IS SHOWN, THE SHEET SIZE HAS BEEN MODIFIED FROM: ANSI B

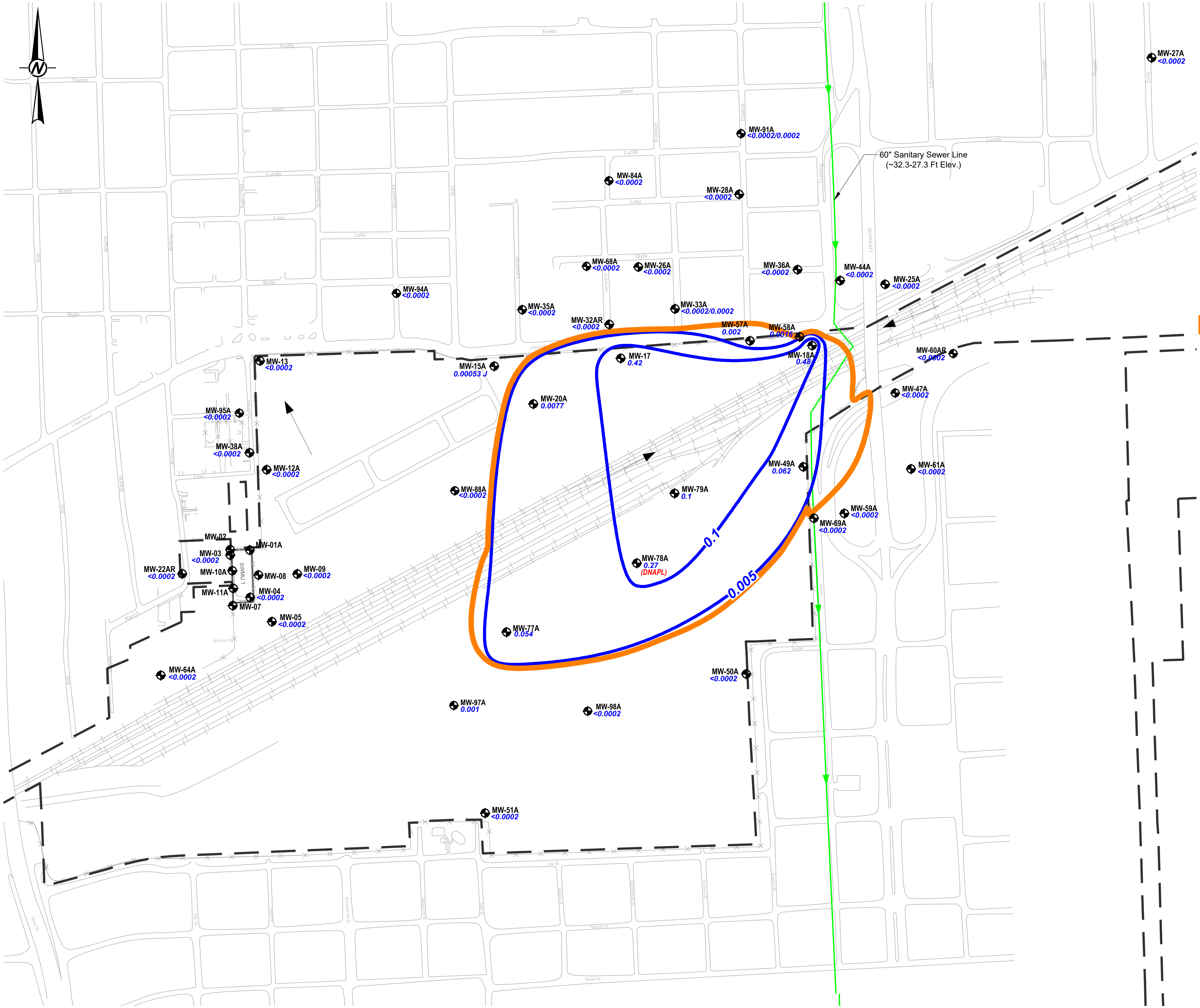

LEGEND

- UPRR PROPERTY BOUNDARY
- ROAD, PARKING LOT, SIDEWALK
- FENCE
- RAILROAD
- A-TZ MONITORING WELL LOCATION
- <0.0002 BENZENE CONCENTRATION (mg/L)
- 0.005 BENZENE CONCENTRATION CONTOUR (mg/L)
- INFERRED GROUNDWATER FLOW DIRECTION
- CUMULATIVE GW PCLE ZONE

NOTE(S)

1. DNAPL - DENSE NON-AQUEOUS PHASE LIQUIDS DETECTED IN MONITORING WELL (JANUARY 2022).
2. NS - NOT SAMPLED
3. CONTOURS ARE AT THE RAL AND C/I PCL (0.005 mg/L)

REFERENCE(S)

BASE MAP FROM ERM-SOUTHWEST, INC APAR ADDENDUM, FIG 3-1, DATED JUNE 2004.

STATE OF TEXAS
ERIC C. MATZNER
GEOLOGY
LIC. # 795
LICENSED
PROFESSIONAL GEOSCIENTIST
12/15/2022

0 200 400
1" = 400' FEET

CLIENT
UNION PACIFIC RAILROAD CO.

PROJECT
HOUSTON WOOD PRESERVING WORKS

TITLE
GROUNDWATER COC CONCENTRATION MAP - A-TZ BENZENE - JANUARY 2022

CONSULTANT

wsp GOLDER

TEXAS GEOSCIENCE FIRM NO. 50649
TEXAS ENGINEERING FIRM NO. 22771

YYYY-MM-DD	2022-12-15
DESIGNED	TNB
PREPARED	TNB/RS
REVIEWED	ES/MH
APPROVED	ECM

PROJECT NO. GL19119232 REV. 0 FIGURE 12

IF THIS MEASUREMENT DOES NOT MATCH WHAT IS SHOWN, THE SHEET SIZE HAS BEEN MODIFIED FROM: ANSI B

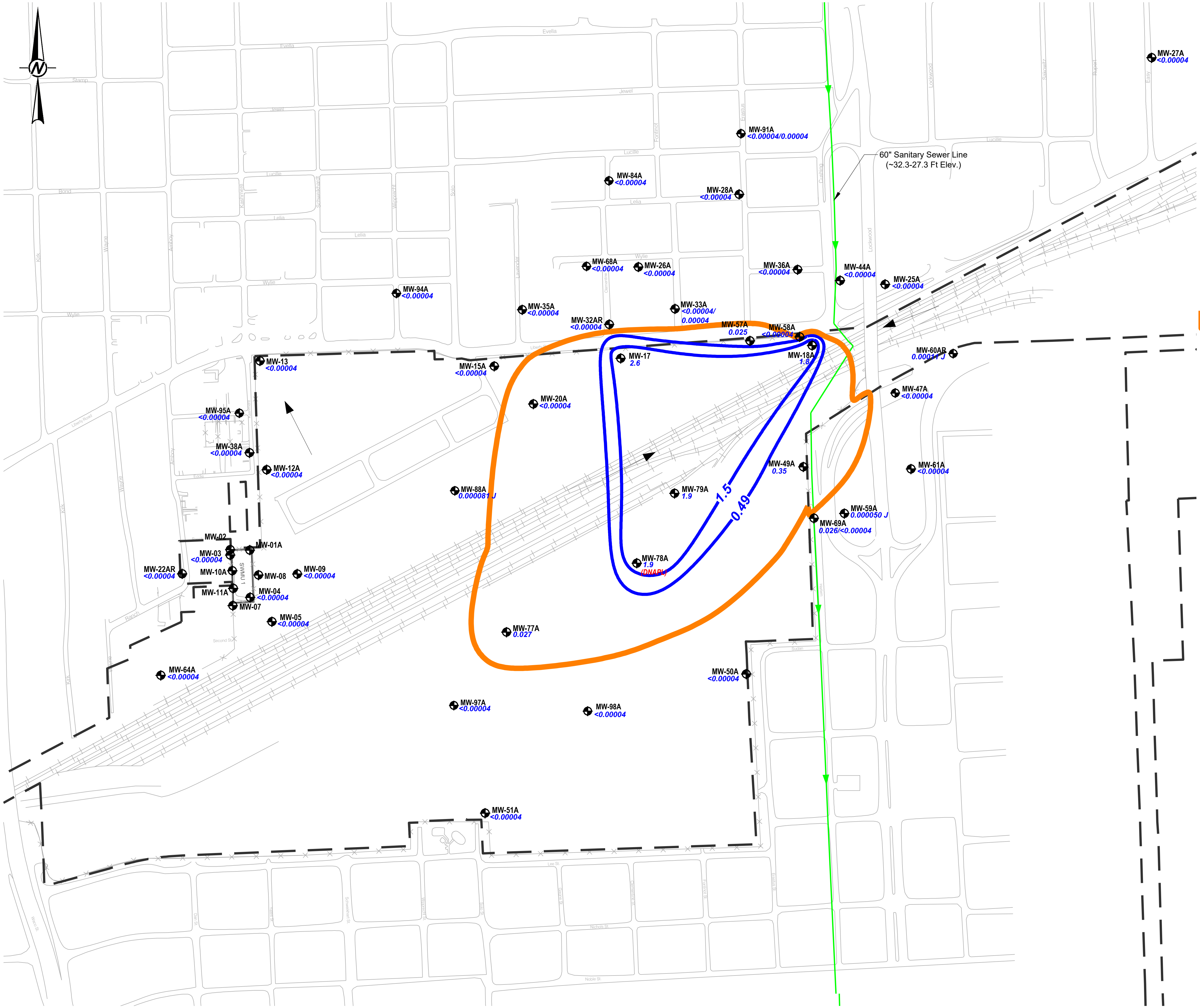

LEGEND

- UPRR PROPERTY BOUNDARY
- ROAD, PARKING LOT, SIDEWALK
- FENCE
- RAILROAD
- A-TZ MONITORING WELL LOCATION
- 1.2 — 2,4 DIMETHYLPHENOL CONCENTRATION (mg/L)
- 0.49 — 2,4 DIMETHYLPHENOL CONCENTRATION CONTOUR (mg/L)
- INFERRED GROUNDWATER FLOW DIRECTION
- CUMULATIVE GW PCLE ZONE

NOTE(S)

1. DNAPL - DENSE NON-AQUEOUS PHASE LIQUIDS DETECTED IN MONITORING WELL (JANUARY 2022).
2. NS - NOT SAMPLED
3. CONTOURS ARE AT THE RAL AND C/I PCL (0.49 mg/L AND 1.5 mg/L)

REFERENCE(S)

BASE MAP FROM ERM-SOUTHWEST, INC APAR ADDENDUM, FIG 3-1, DATED JUNE 2004.

STATE OF TEXAS
ERIC C. MATZNER
GEOLOGY
LIC. # 795
LICENSED
PROFESSIONAL GEOSCIENTIST
12/15/2022

0 200 400
1" = 400' FEET

CLIENT
UNION PACIFIC RAILROAD CO.

PROJECT
HOUSTON WOOD PRESERVING WORKS

TITLE
GROUNDWATER COC CONCENTRATION MAP - A-TZ
2,4-DIMETHYLPHENOL - JANUARY 2022

CONSULTANT

YYYY-MM-DD	2022-12-15
DESIGNED	TNB
PREPARED	TNB/RS
REVIEWED	ES/MH
APPROVED	ECM

WSP GOLDER
TEXAS GEOSCIENCE FIRM NO. 50649
TEXAS ENGINEERING FIRM NO. 22771

PROJECT NO. GL19119232 REV. 0 FIGURE 13

IF THIS MEASUREMENT DOES NOT MATCH WHAT IS SHOWN, THE SHEET SIZE HAS BEEN MODIFIED FROM: ANSI B

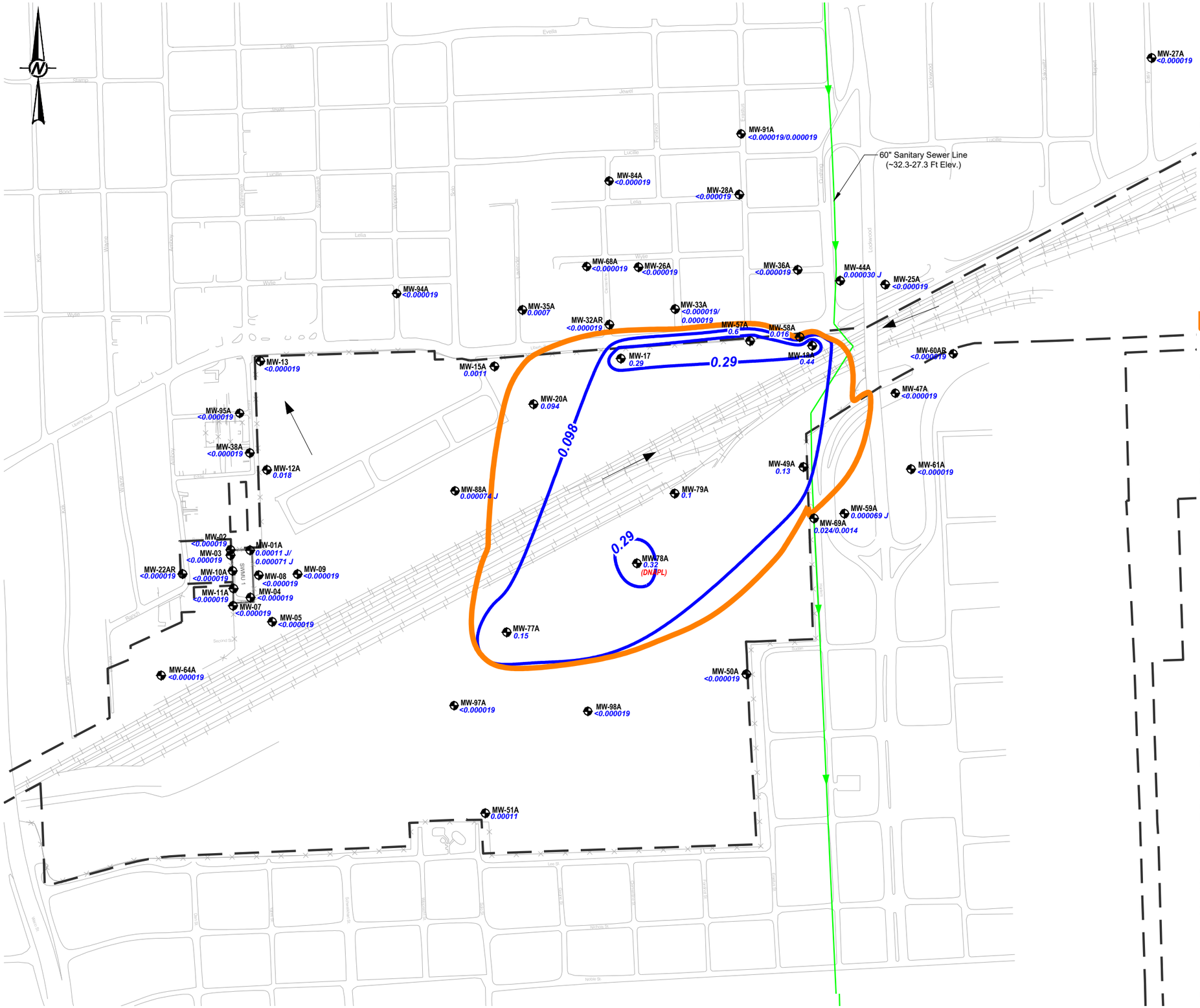

LEGEND

- UPRR PROPERTY BOUNDARY
- ROAD, PARKING LOT, SIDEWALK
- FENCE
- RAILROAD
- A-TZ MONITORING WELL LOCATION
- 0.07 — 2-METHYLNAPHTHALENE CONCENTRATION (mg/L)
- 0.098 — 2-METHYLNAPHTHALENE CONCENTRATION CONTOUR (mg/L)
- INFERRED GROUNDWATER FLOW DIRECTION
- CUMULATIVE GW PCLE ZONE

NOTE(S)

1. DNAPL - DENSE NON-AQUEOUS PHASE LIQUIDS DETECTED IN MONITORING WELL (JANUARY 2022).
2. NS - NOT SAMPLED
3. CONTOURS ARE AT THE RAL AND C/I PCL (0.098 mg/L AND 0.29 mg/L)

REFERENCE(S)

BASE MAP FROM ERM-SOUTHWEST, INC APAR ADDENDUM, FIG 3-1, DATED JUNE 2004.

STATE OF TEXAS
ERIC C. MATZNER
GEOLOGY
LIC. # 795
LICENSED
PROFESSIONAL GEOSCIENTIST
12/15/2022

0 200 400
1" = 400' FEET

CLIENT
UNION PACIFIC RAILROAD CO.

PROJECT
HOUSTON WOOD PRESERVING WORKS

TITLE
GROUNDWATER COC CONCENTRATION MAP - A-TZ
2-METHYLNAPHTHALENE - JANUARY 2022

CONSULTANT

WSP GOLDER

TEXAS GEOSCIENCE FIRM NO. 50649
TEXAS ENGINEERING FIRM NO. 22771

YYYY-MM-DD	2022-12-15
DESIGNED	TNB
PREPARED	TNB/RS
REVIEWED	ES/MH
APPROVED	ECM

PROJECT NO. GL19119232 REV. 0 FIGURE 14

Path: \\golder.gds\complexdata\offices\texas\fana\projects - round rock_2019\19119232 - hwpw\0-semi-annual monitoring event\hwpw figures\2022- 1st semi-annual\ | File Name: 009 GW COC Concentration Map A-TZ - January 2022.dwg | Last Edited By: rsalazar Date: 2022-12-16 Time:9:23:04 AM | Printed By: RSalazar Date: 2022-12-16 Time:9:33:11 AM

IF THIS MEASUREMENT DOES NOT MATCH WHAT IS SHOWN, THE SHEET SIZE HAS BEEN MODIFIED FROM: ANSI B

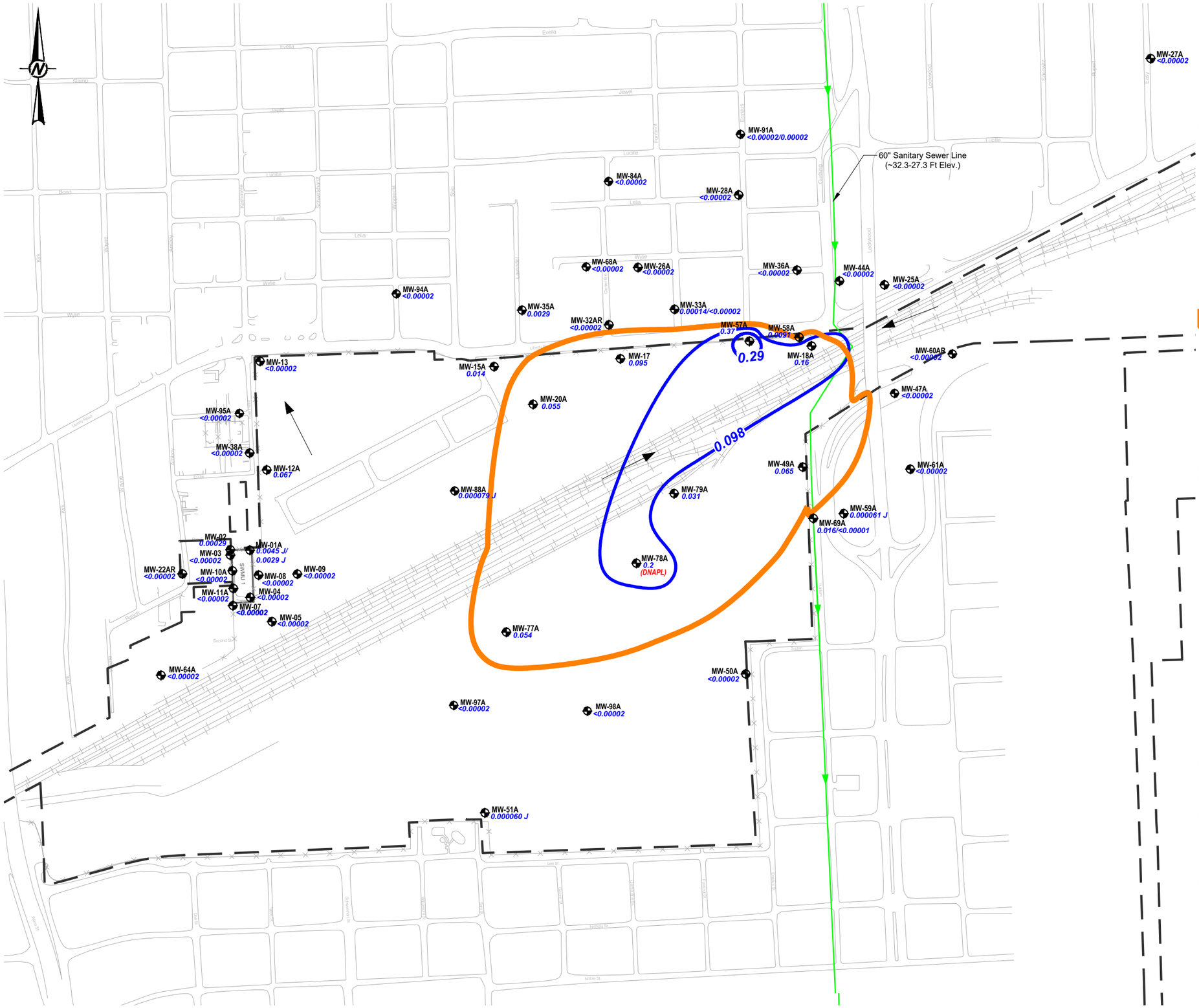

LEGEND

- UPRR PROPERTY BOUNDARY
- ROAD, PARKING LOT, SIDEWALK
- FENCE
- RAILROAD
- A-TZ MONITORING WELL LOCATION
- 0.024 DIBENZOFURAN CONCENTRATION (mg/L)
- 0.098 DIBENZOFURAN CONCENTRATION CONTOUR (mg/L)
- INFERRED GROUNDWATER FLOW DIRECTION
- CUMULATIVE GW PCLE ZONE

NOTE(S)

1. DNAPL - DENSE NON-AQUEOUS PHASE LIQUIDS DETECTED IN MONITORING WELL (JANUARY 2022).
2. NS - NOT SAMPLED
3. CONTOURS ARE AT THE RAL AND C/I PCL (0.098 mg/L AND 0.29 mg/L)

REFERENCE(S)

BASE MAP FROM ERM-SOUTHWEST, INC APAR ADDENDUM, FIG 3-1, DATED JUNE 2004.

STATE OF TEXAS
ERIC C. MATZNER
GEOLOGY
LIC. # 795
LICENSED
PROFESSIONAL GEOSCIENTIST
12/15/2022

0 200 400
1" = 400' FEET

CLIENT
UNION PACIFIC RAILROAD CO.

PROJECT
HOUSTON WOOD PRESERVING WORKS

TITLE
GROUNDWATER COC CONCENTRATION MAP - A-TZ DIBENZOFURAN - JANUARY 2022

CONSULTANT
WSP GOLDER
TEXAS GEOSCIENCE FIRM NO. 50649
TEXAS ENGINEERING FIRM NO. 22771

YYYY-MM-DD	2022-12-15
DESIGNED	TNB
PREPARED	TNB/RS
REVIEWED	ES/MH
APPROVED	ECM

PROJECT NO. GL19119232 REV. 0 FIGURE 15

Path: \\golder.gds\complex\data\office\texarkana\projects - round rock_2019\19119232 - hwpw\3-semi-annual monitoring event\hwpw figures\2022- 1st semi-annual\ | File Name: 009 GW COC Concentration Map A-TZ - January 2022.dwg | Last Edited By: rsalazar Date: 2022-12-16 Time:9:23:04 AM | Printed By: RSalazar Date: 2022-12-16 Time:9:33:21 AM

IF THIS MEASUREMENT DOES NOT MATCH WHAT IS SHOWN, THE SHEET SIZE HAS BEEN MODIFIED FROM: ANSI B

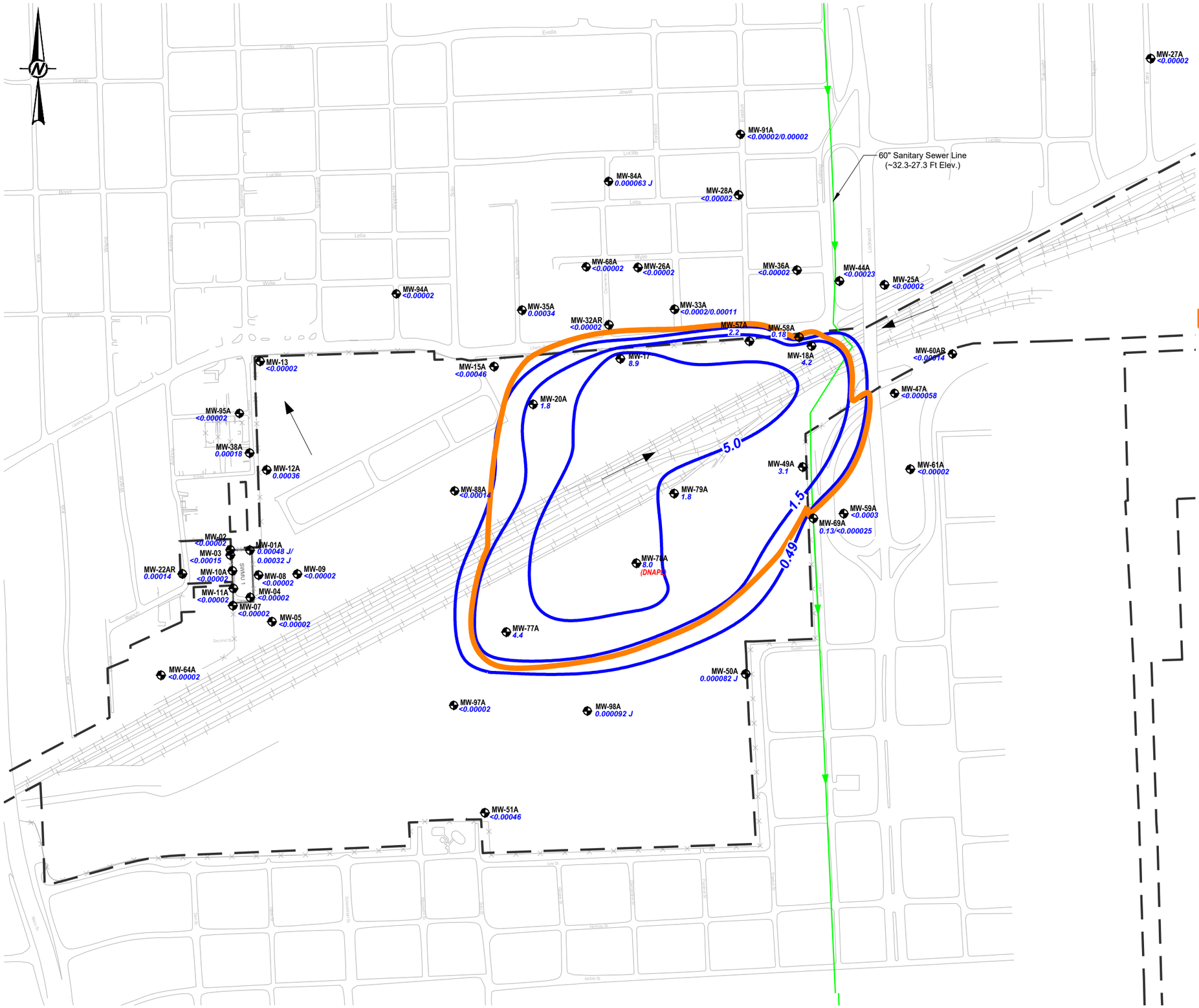

LEGEND

- UPRR PROPERTY BOUNDARY
- ROAD, PARKING LOT, SIDEWALK
- FENCE
- RAILROAD
- A-TZ MONITORING WELL LOCATION
- 5.8 NAPHTHALENE CONCENTRATION (mg/L)
- 0.49 NAPHTHALENE CONCENTRATION CONTOUR (mg/L)
- INFERRED GROUNDWATER FLOW DIRECTION
- CUMULATIVE GW PCLE ZONE

NOTE(S)

1. DNAPL - DENSE NON-AQUEOUS PHASE LIQUIDS DETECTED IN MONITORING WELL (JANUARY 2022).
2. NS - NOT SAMPLED
3. CONTOURS ARE AT THE RAL AND C/I PCL (0.49 mg/L AND 1.5 mg/L)

REFERENCE(S)

BASE MAP FROM ERM-SOUTHWEST, INC APAR ADDENDUM, FIG 3-1, DATED JUNE 2004.

STATE OF TEXAS
ERIC C. MATZNER
GEOLOGY
LIC. # 795
LICENSED
PROFESSIONAL GEOSCIENTIST
12/15/2022

0 200 400
1" = 400' FEET

CLIENT
UNION PACIFIC RAILROAD CO.

PROJECT
HOUSTON WOOD PRESERVING WORKS

TITLE
GROUNDWATER COC CONCENTRATION MAP - A-TZ NAPHTHALENE - JANUARY 2022

CONSULTANT
wsp GOLDER
TEXAS GEOSCIENCE FIRM NO. 50649
TEXAS ENGINEERING FIRM NO. 22771

YYYY-MM-DD	2022-12-15
DESIGNED	TNB
PREPARED	TNB/RS
REVIEWED	ES/MH
APPROVED	ECM

PROJECT NO. GL19119232 | REV. 0 | FIGURE 16

Path: \\golder.gds\complex\data\office\texarkana\projects - round rock_2019\19119232 - hwpw\0-semi-annual monitoring event\hwpw figures\2022- 1st semi-annual\ | File Name: 009 GW COC Concentration Map A-TZ - January 2022.dwg | Last Edited By: rsalazar Date: 2022-12-16 Time:9:23:04 AM | Printed By: RSalazar Date: 2022-12-16 Time:9:33:31 AM

IF THIS MEASUREMENT DOES NOT MATCH WHAT IS SHOWN, THE SHEET SIZE HAS BEEN MODIFIED FROM: ANSI B

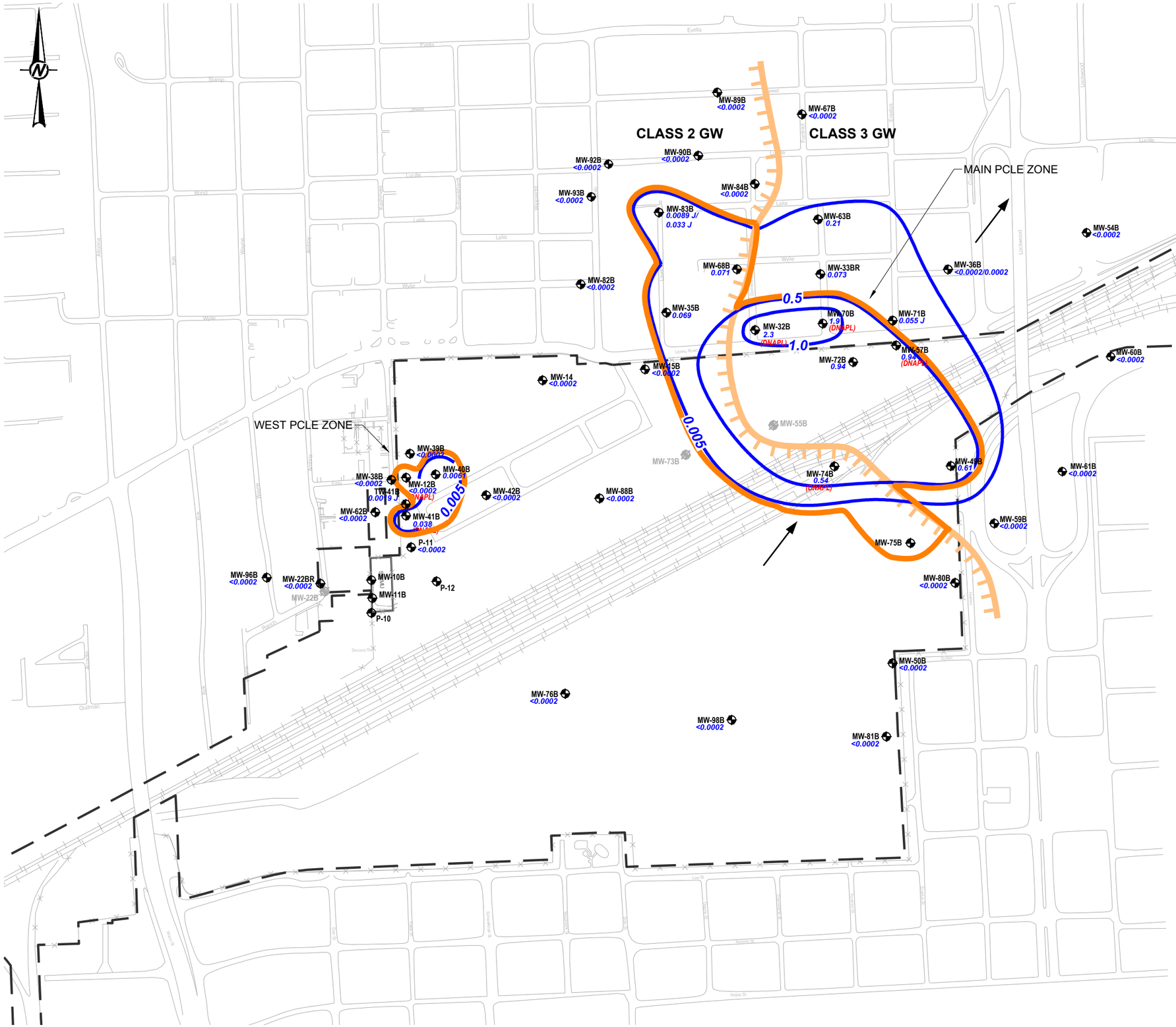

LEGEND

- UPRR PROPERTY BOUNDARY
- ROAD, PARKING LOT, SIDEWALK
- FENCE
- RAILROAD
- B-TZ MONITORING WELL LOCATION
- B-CZ (CLASS 3 GW) / B-TZ (CLASS 2 GW) — B-TZ/B-CZ BOUNDARY
- <0.0002 — BENZENE CONCENTRATION (mg/L)
- 0.005 — BENZENE CONCENTRATION CONTOUR (mg/L)
- INFERRED GROUNDWATER FLOW DIRECTION
- CUMULATIVE GW PCLE ZONE

NOTE(S)

1. DNAPL - DENSE NON-AQUEOUS PHASE LIQUIDS DETECTED IN MONITORING WELL (JANUARY 2022).
2. NS - NOT SAMPLED
3. CONTOURS AT THE RAL AND C/I PCL:
   CLASS 2 GW PCL: 0.005 mg/L
   CLASS 3 GW PCL: 0.5 mg/L

REFERENCE(S)

BASE MAP FROM ERM-SOUTHWEST, INC APAR ADDENDUM, FIG 3-1, DATED JUNE 2004.

STATE OF TEXAS
ERIC C. MATZNER
GEOLOGY
LIC. # 795
LICENSED
PROFESSIONAL GEOSCIENTIST
12/15/2022

0 200 400
1" = 400' FEET

CLIENT
UNION PACIFIC RAILROAD CO.

PROJECT
HOUSTON WOOD PRESERVING WORKS

TITLE
GROUNDWATER COC CONCENTRATION MAP - B-CZ/B-TZ BENZENE - JANUARY 2022

CONSULTANT
WSP GOLDER
TEXAS GEOSCIENCE FIRM NO. 50649
TEXAS ENGINEERING FIRM NO. 22771

YYYY-MM-DD	2022-12-15
DESIGNED	TNB
PREPARED	TNB/RS
REVIEWED	ES/MH
APPROVED	ECM

PROJECT NO. GL19119232 | REV. 0 | FIGURE 17

Path: \\golder.gds\complexdata\office\texarkana\projects - round rock_2019\19119232 - hwpw\0-semi-annual monitoring event\hwpw figures\2022- 1st semi-annual\ | File Name: 010 GW COC Concentration Map B-TZ B-CZ - January 2022.dwg | Last Edited By: rsalazar Date: 2022-12-16 Time:9:23:13 AM | Printed By: RSalazar Date: 2022-12-16 Time:9:33:48 AM

IF THIS MEASUREMENT DOES NOT MATCH WHAT IS SHOWN, THE SHEET SIZE HAS BEEN MODIFIED FROM: ANSI B

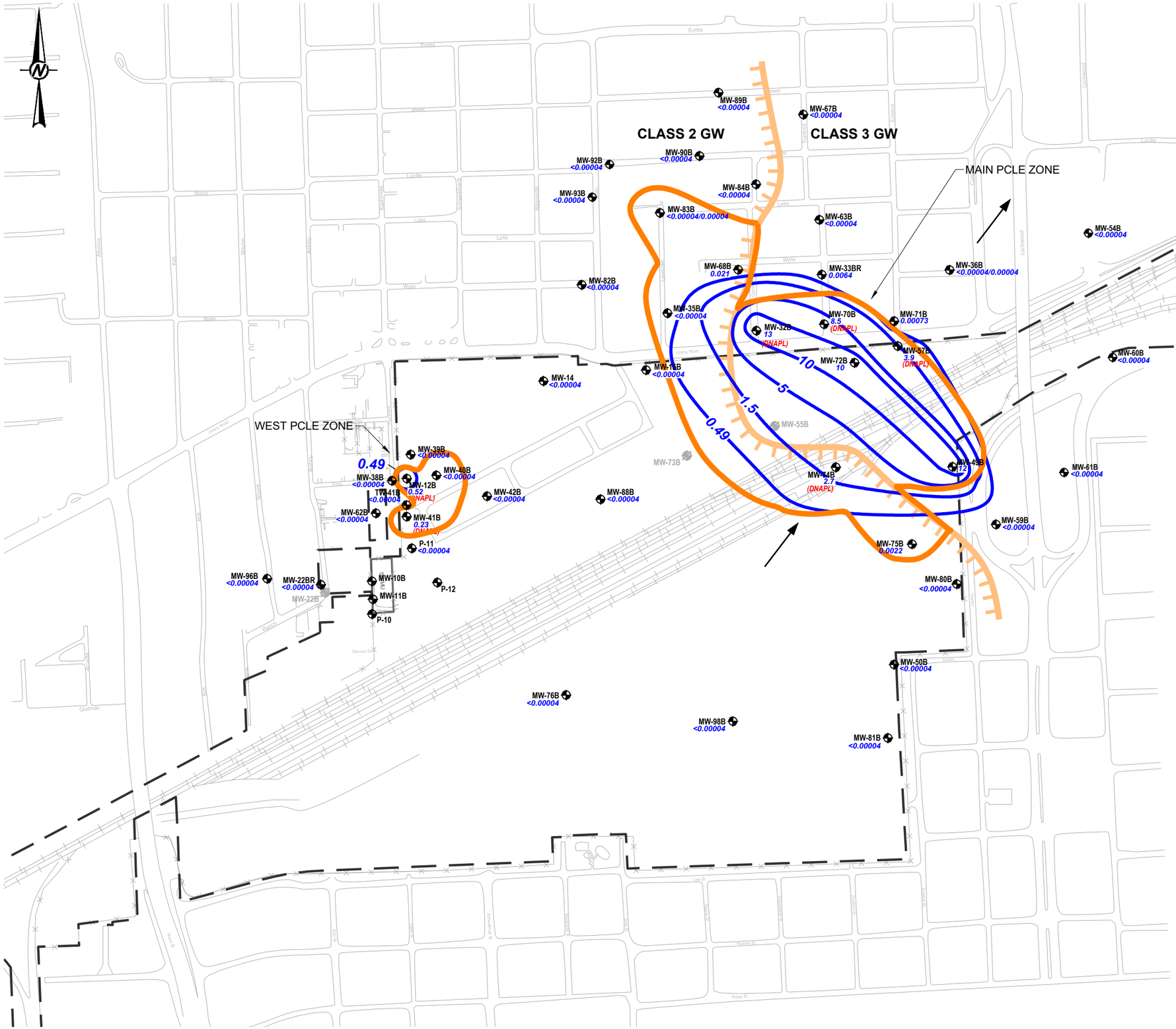

LEGEND

- UPRR PROPERTY BOUNDARY
- ROAD, PARKING LOT, SIDEWALK
- FENCE
- RAILROAD
- B-TZ MONITORING WELL LOCATION
- B-CZ (CLASS 3 GW) / B-TZ (CLASS 2 GW) — B-TZ/B-CZ BOUNDARY
- 0.021 — 2,4-DIMETHYLPHENOL CONCENTRATION (mg/L)
- 0.49 — 2,4-DIMETHYLPHENOL CONCENTRATION CONTOUR (mg/L)
- INFERRED GROUNDWATER FLOW DIRECTION
- CUMULATIVE GW PCLE ZONE

NOTE(S)

1. DNAPL - DENSE NON-AQUEOUS PHASE LIQUIDS DETECTED IN MONITORING WELL (JANUARY 2022).
2. NS - NOT SAMPLED
3. CONTOURS AT THE RAL AND C/I PCL:
   CLASS 2 GW PCL: 0.49 mg/L (Res.) & 1.5 mg/L (C/I)
   CLASS 3 BW PCL: 49 mg/L (Res.) & 150 mg/L (C/I)

REFERENCE(S)

BASE MAP FROM ERM-SOUTHWEST, INC APAR ADDENDUM, FIG 3-1, DATED JUNE 2004.

STATE OF TEXAS
ERIC C. MATZNER
GEOLOGY
LIC. # 795
LICENSED
PROFESSIONAL GEOSCIENTIST
12/15/2022

0 200 400
1" = 400' FEET

CLIENT
UNION PACIFIC RAILROAD CO.

PROJECT
HOUSTON WOOD PRESERVING WORKS

TITLE
GROUNDWATER COC CONCENTRATION MAP - B-CZ/B-TZ
2,4-DIMETHYLPHENOL - JANUARY 2022

CONSULTANT
WSP GOLDER
TEXAS GEOSCIENCE FIRM NO. 50649
TEXAS ENGINEERING FIRM NO. 22771

YYYY-MM-DD	2022-12-15
DESIGNED	TNB
PREPARED	TNB/RS
REVIEWED	ES/MH
APPROVED	ECM

PROJECT NO. GL19119232 | REV. 0 | FIGURE 18

Path: \\golder.gds\complex\data\office\texarkana\projects - round rock_2019\19119232 - hwpw\3-semi-annual monitoring event\hwpw figures\2022- 1st semi-annual\ | File Name: 010 GW COC Concentration Map B-TZ B-CZ - January 2022.dwg | Last Edited By: rsalazar Date: 2022-12-16 Time:9:23:13 AM | Printed By: RSalazar Date: 2022-12-16 Time:9:34:00 AM

IF THIS MEASUREMENT DOES NOT MATCH WHAT IS SHOWN, THE SHEET SIZE HAS BEEN MODIFIED FROM: ANSI B

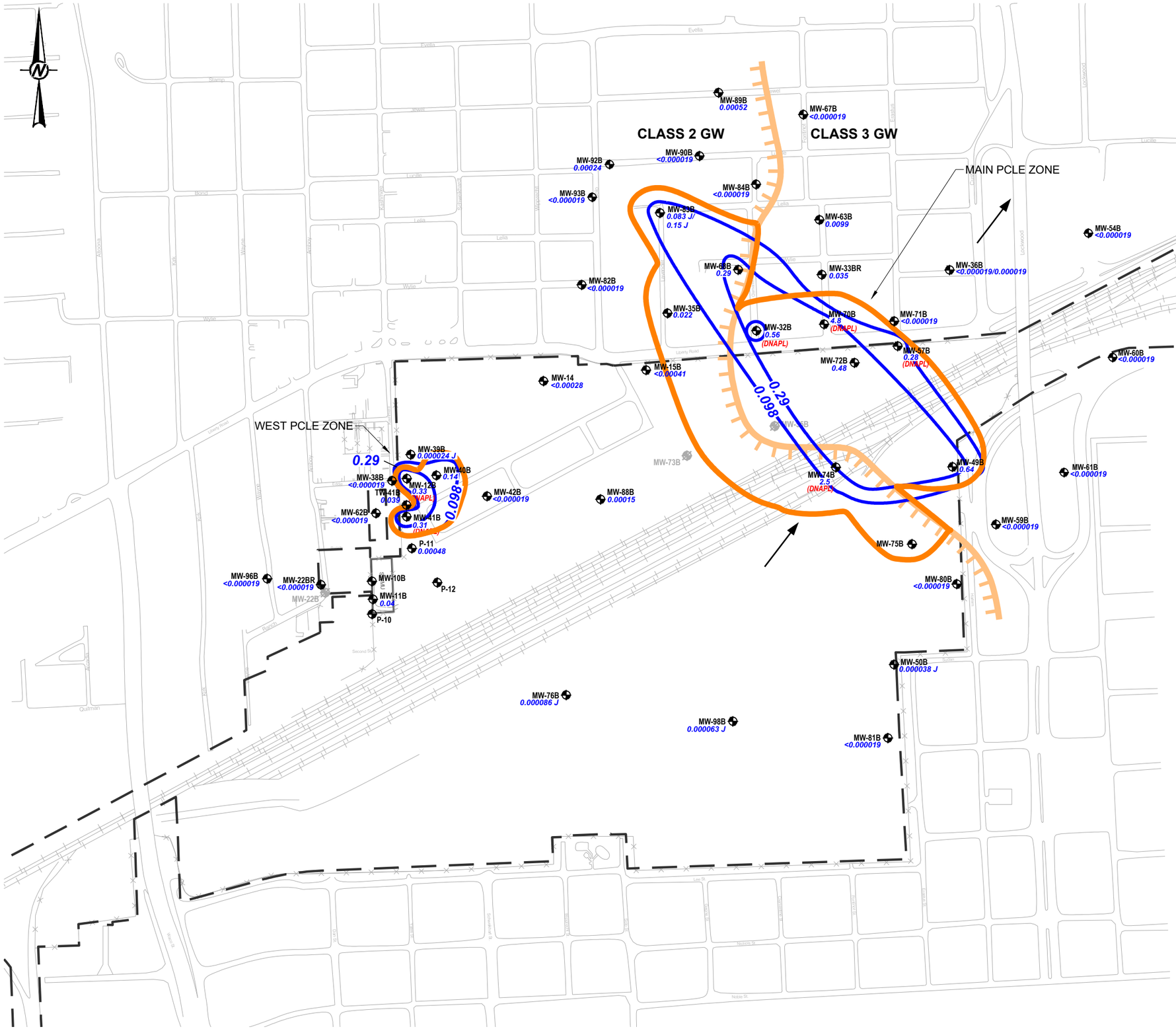

LEGEND

- UPRR PROPERTY BOUNDARY
- ROAD, PARKING LOT, SIDEWALK
- FENCE
- RAILROAD
- B-TZ MONITORING WELL LOCATION
- B-CZ (CLASS 3 GW) / B-TZ (CLASS 2 GW) — B-TZ/B-CZ BOUNDARY
- 0.28 — 2-METHYLNAPHTHALENE CONCENTRATION (mg/L)
- 0.098 — 2-METHYLNAPHTHALENE CONCENTRATION CONTOUR (mg/L)
- INFERRED GROUNDWATER FLOW DIRECTION
- CUMULATIVE GW PCLE ZONE

NOTE(S)

1. DNAPL - DENSE NON-AQUEOUS PHASE LIQUIDS DETECTED IN MONITORING WELL (JANUARY 2022).
2. NS - NOT SAMPLED
3. CONTOURS AT THE RAL AND C/I PCL:
   CLASS 2 GW PCL: 0.098 mg/L (Res.) & 0.29 mg/L (C/I)
   CLASS 3 GW PCL: 9.8 mG/L (Res.) & 29 mg/L (C/I)

REFERENCE(S)

BASE MAP FROM ERM-SOUTHWEST, INC APAR ADDENDUM, FIG 3-1, DATED JUNE 2004.

STATE OF TEXAS
ERIC C. MATZNER
GEOLOGY
LIC. # 795
LICENSED
PROFESSIONAL GEOSCIENTIST
12/15/2022

0 200 400
1" = 400' FEET

CLIENT
UNION PACIFIC RAILROAD CO.

PROJECT
HOUSTON WOOD PRESERVING WORKS

TITLE
GROUNDWATER COC CONCENTRATION MAP - B-CZ/B-TZ
2-METHYLNAPHTHALENE - JANUARY 2022

CONSULTANT
WSP GOLDER
TEXAS GEOSCIENCE FIRM NO. 50649
TEXAS ENGINEERING FIRM NO. 22771

YYYY-MM-DD	2022-12-15
DESIGNED	TNB
PREPARED	TNB/RS
REVIEWED	ES/MH
APPROVED	ECM

PROJECT NO. GL19119232 | REV. 0 | FIGURE 19

Path: \\golder.gds\complexdata\office\texarkana\projects - round rock_2019\19119232 - hwpw\3-semi-annual monitoring event\hwpw figures\2022- 1st semi-annual\ | File Name: 010 GW COC Concentration Map B-TZ B-CZ - January 2022.dwg | Last Edited By: rsalazar Date: 2022-12-16 Time:9:23:13 AM | Printed By: RSalazar Date: 2022-12-16 Time:9:34:10 AM

IF THIS MEASUREMENT DOES NOT MATCH WHAT IS SHOWN, THE SHEET SIZE HAS BEEN MODIFIED FROM: ANSI B

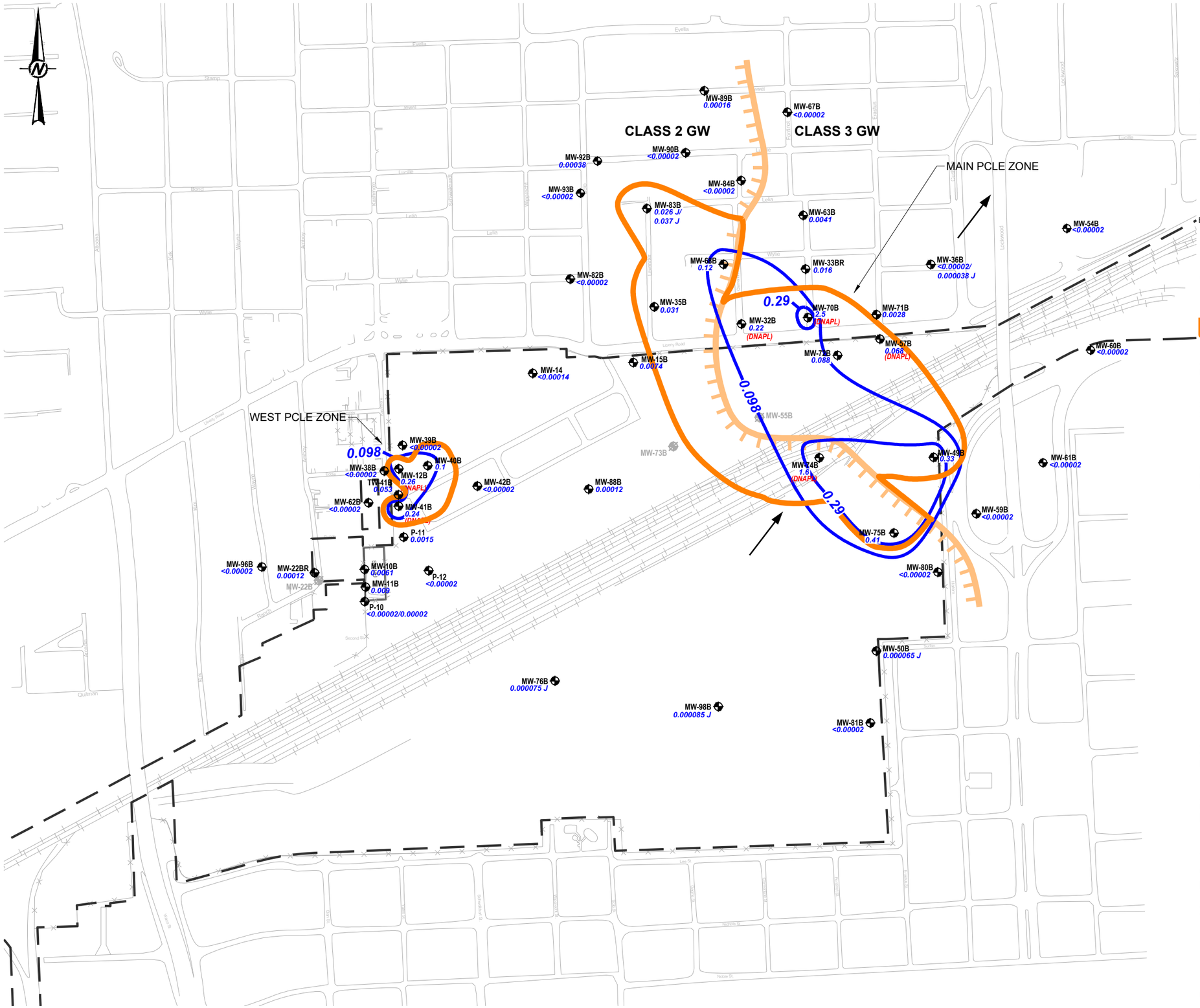

LEGEND

- UPRR PROPERTY BOUNDARY
- ROAD, PARKING LOT, SIDEWALK
- FENCE
- RAILROAD
- B-TZ MONITORING WELL LOCATION
- B-CZ (CLASS 3 GW) / B-TZ (CLASS 2 GW) — B-TZ/B-CZ BOUNDARY
- 0.0004 — DIBENZOFURAN CONCENTRATION (mg/L)
- 0.098 — DIBENZOFURAN CONCENTRATION CONTOUR (mg/L)
- INFERRED GROUNDWATER FLOW DIRECTION
- CUMULATIVE GW PCLE ZONE

NOTE(S)

1. DNAPL - DENSE NON-AQUEOUS PHASE LIQUIDS DETECTED IN MONITORING WELL (JANUARY 2022).
2. NS - NOT SAMPLED
3. CONTOURS AT THE RAL AND C/I PCL:
   CLASS 2 GW PCL: 0.098 mg/L (Res.) & 0.29 mg/L (C/I)
   CLASS 3 GW PCL: 9.8 mg/L (Res.) & 29 mg/L (C/I)

REFERENCE(S)

BASE MAP FROM ERM-SOUTHWEST, INC APAR ADDENDUM, FIG 3-1, DATED JUNE 2004.

STATE OF TEXAS
ERIC C. MATZNER
GEOLOGY
LIC. # 795
LICENSED
PROFESSIONAL GEOSCIENTIST
12/15/2022

0 200 400
1" = 400' FEET

CLIENT
UNION PACIFIC RAILROAD CO.

PROJECT
HOUSTON WOOD PRESERVING WORKS

TITLE
GROUNDWATER COC CONCENTRATION MAP - B-CZ/B-TZ DIBENZOFURAN - JANUARY 2022

CONSULTANT
WSP GOLDER
TEXAS GEOSCIENCE FIRM NO. 50649
TEXAS ENGINEERING FIRM NO. 22771

YYYY-MM-DD	2022-12-15
DESIGNED	TNB
PREPARED	TNB/RS
REVIEWED	ES/MH
APPROVED	ECM

PROJECT NO. GL19119232 REV. 0 FIGURE 20

IF THIS MEASUREMENT DOES NOT MATCH WHAT IS SHOWN, THE SHEET SIZE HAS BEEN MODIFIED FROM: ANSI B

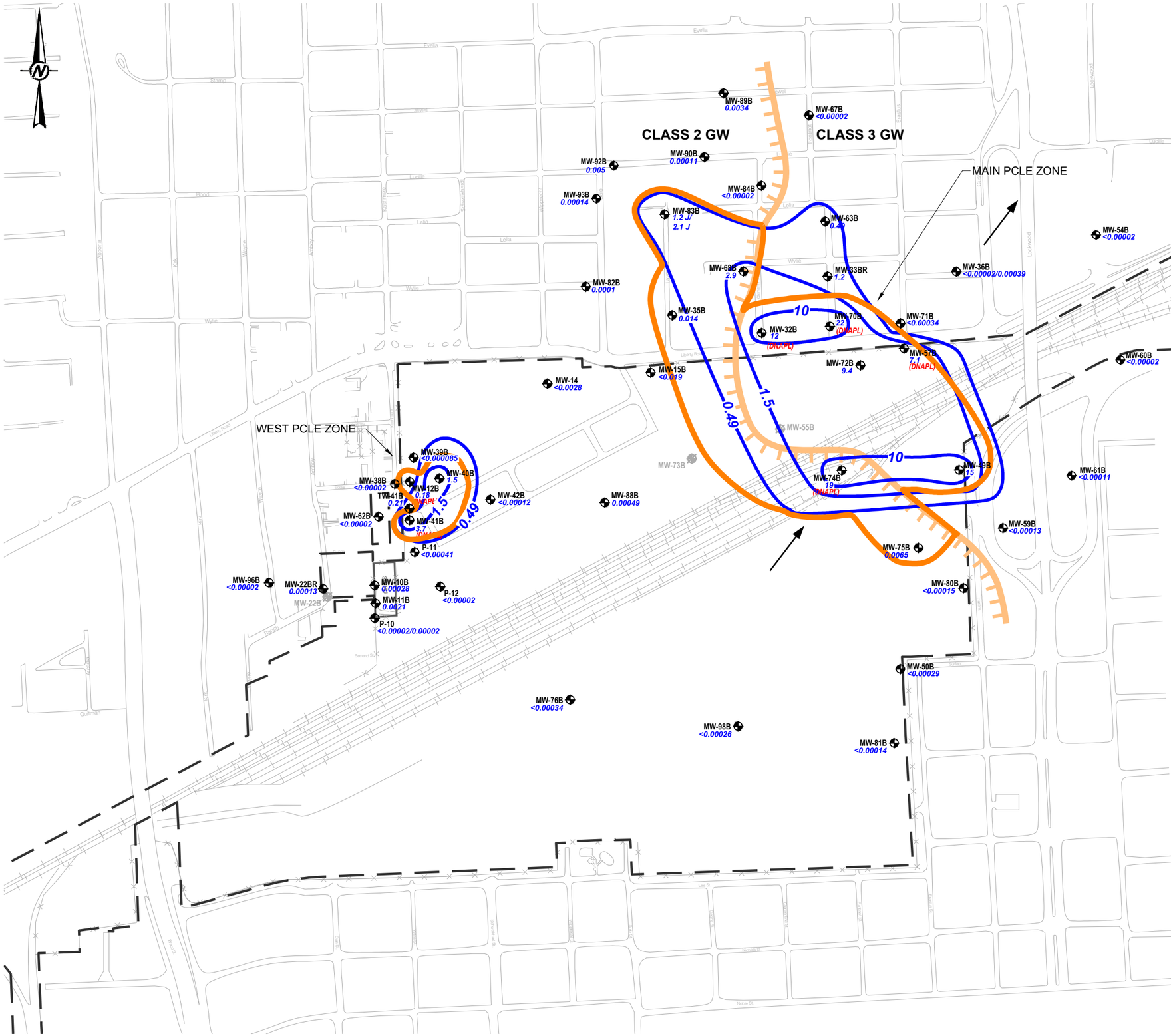

LEGEND

- UPRR PROPERTY BOUNDARY
- ROAD, PARKING LOT, SIDEWALK
- FENCE
- RAILROAD
- B-TZ MONITORING WELL LOCATION
- B-CZ (CLASS 3 GW) / B-TZ (CLASS 2 GW) — B-TZ/B-CZ BOUNDARY
- 0.95 — NAPHTHALENE CONCENTRATION (mg/L)
- 0.49 — NAPHTHALENE CONCENTRATION CONTOUR (mg/L)
- INFERRED GROUNDWATER FLOW DIRECTION
- CUMULATIVE GW PCLE ZONE

NOTE(S)

1. DNAPL - DENSE NON-AQUEOUS PHASE LIQUIDS DETECTED IN MONITORING WELL (JANUARY 2022).
2. NS - NOT SAMPLED
3. CONTOURS AT THE RAL AND C/I PCL:
   CLASS 2 GW PCL: 0.49 mg/L (Res.) & 1.5 mg/L (C/I)
   CLASS 3 GW PCL: 49 mg/L (Res.) & 150 mg/L (C/I)

REFERENCE(S)

BASE MAP FROM ERM-SOUTHWEST, INC APAR ADDENDUM, FIG 3-1, DATED JUNE 2004.

STATE OF TEXAS
ERIC C. MATZNER
GEOLOGY
LIC. # 795
LICENSED
PROFESSIONAL GEOSCIENTIST
12/15/2022

0 200 400
1" = 400' FEET

CLIENT
UNION PACIFIC RAILROAD CO.

PROJECT
HOUSTON WOOD PRESERVING WORKS

TITLE
GROUNDWATER COC CONCENTRATION MAP - B-CZ/B-TZ NAPHTHALENE - JANUARY 2022

CONSULTANT
WSP GOLDER
TEXAS GEOSCIENCE FIRM NO. 50649
TEXAS ENGINEERING FIRM NO. 22771

YYYY-MM-DD	2022-12-15
DESIGNED	TNB
PREPARED	TNB/RS
REVIEWED	ES/MH
APPROVED	ECM

PROJECT NO. GL19119232 | REV. 0 | FIGURE 21

Path: \\golder.gds\complex\data\office\texarkana\projects - round rock_20191919232 - hwpw\3-semi-annual monitoring event\hwpw figures\2022- 1st semi-annual\ | File Name: 010 GW COC Concentration Map B-TZ B-CZ - January 2022.dwg | Last Edited By: rsalazar Date: 2022-12-16 Time:9:23:13 AM | Printed By: RSalazar Date: 2022-12-16 Time:9:34:30 AM

IF THIS MEASUREMENT DOES NOT MATCH WHAT IS SHOWN, THE SHEET SIZE HAS BEEN MODIFIED FROM: ANSI B

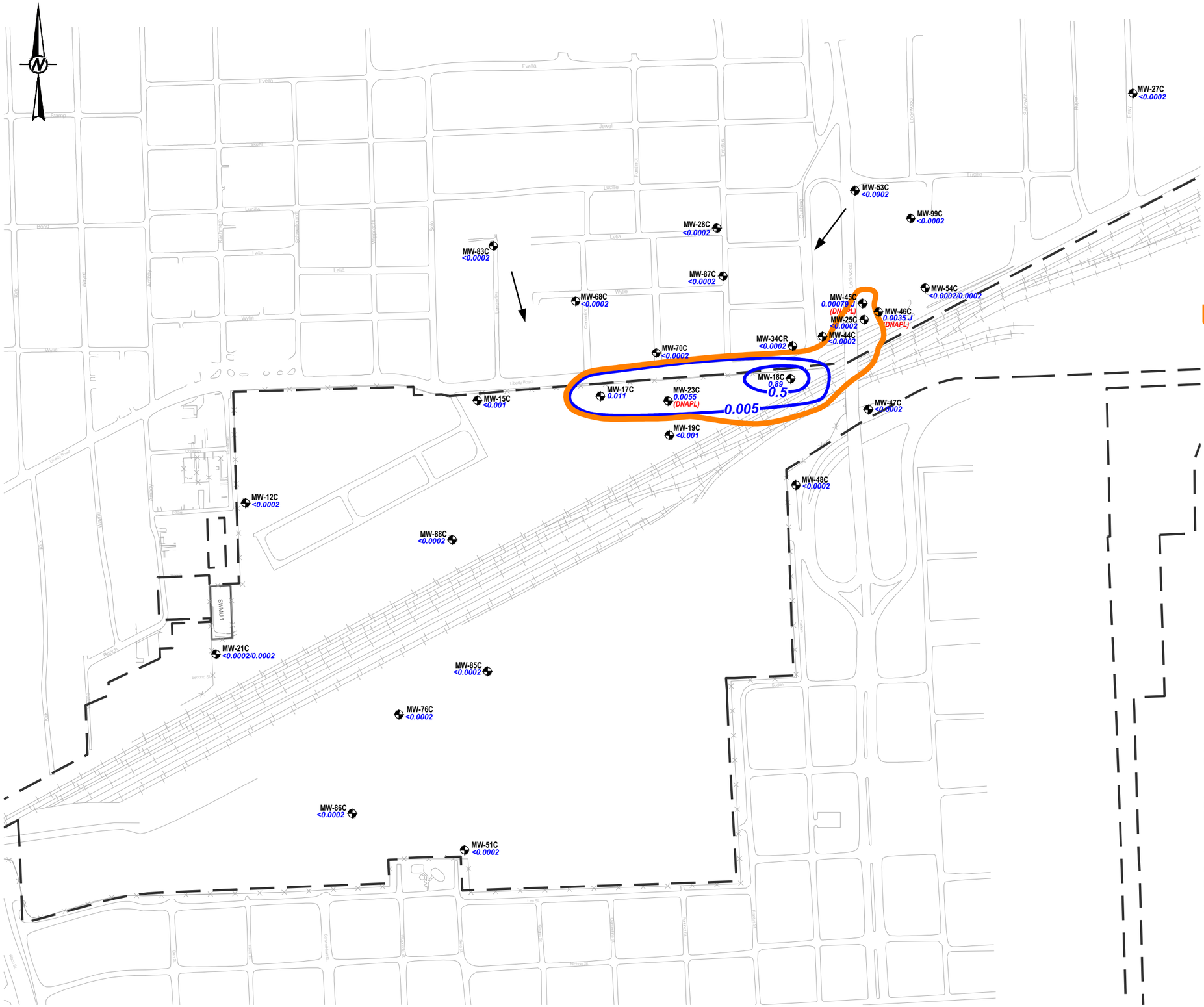

LEGEND

- UPRR PROPERTY BOUNDARY
- ROAD, PARKING LOT, SIDEWALK
- FENCE
- RAILROAD
- C-TZ MONITORING WELL LOCATION
- <0.0002 — BENZENE CONCENTRATION (mg/L)
- 0.005 — BENZENE CONCENTRATION CONTOUR (mg/L)
- INFERRED GROUNDWATER FLOW DIRECTION
- CUMULATIVE GW PCLE ZONE

NOTE(S)

1. DNAPL - DENSE NON-AQUEOUS PHASE LIQUIDS DETECTED IN MONITORING WELL (JANUARY 2022).
2. NS - NOT SAMPLED
3. CONTOURS ARE AT THE RAL AND C/I PCL (0.005 mg/L)

REFERENCE(S)

BASE MAP FROM ERM-SOUTHWEST, INC APAR ADDENDUM, FIG 3-1, DATED JUNE 2004.

STATE OF TEXAS
ERIC C. MATZNER
GEOLOGY
LIC. # 795
LICENSED
PROFESSIONAL GEOSCIENTIST
12/15/2022

0 200 400
1" = 400' FEET

CLIENT
UNION PACIFIC RAILROAD CO.

PROJECT
HOUSTON WOOD PRESERVING WORKS

TITLE
GROUNDWATER COC CONCENTRATION MAP - C-TZ
BENZENE - JANUARY 2022

CONSULTANT
WSP GOLDER
TEXAS GEOSCIENCE FIRM NO. 50649
TEXAS ENGINEERING FIRM NO. 22771

YYYY-MM-DD	2022-12-15
DESIGNED	TNB
PREPARED	TNB/RS
REVIEWED	ES/MH
APPROVED	ECM

PROJECT NO. GL19119232 | REV. 0 | FIGURE 22

Path: \\golder.gds\complex\data\office\texarkana\projects - round rock_2019\19119232 - hwpw\3-semi-annual monitoring event\hwpw figures\2022- 1st semi-annual\ | File Name: 011 GW COC Concentration Map C-TZ - January 2022.dwg | Last Edited By: rsalazar Date: 2022-12-16 Time:9:24:21 AM | Printed By: RSalazar Date: 2022-12-16 Time:9:34:47 AM
IF THIS MEASUREMENT DOES NOT MATCH WHAT IS SHOWN, THE SHEET SIZE HAS BEEN MODIFIED FROM: ANSI B
1 in
0

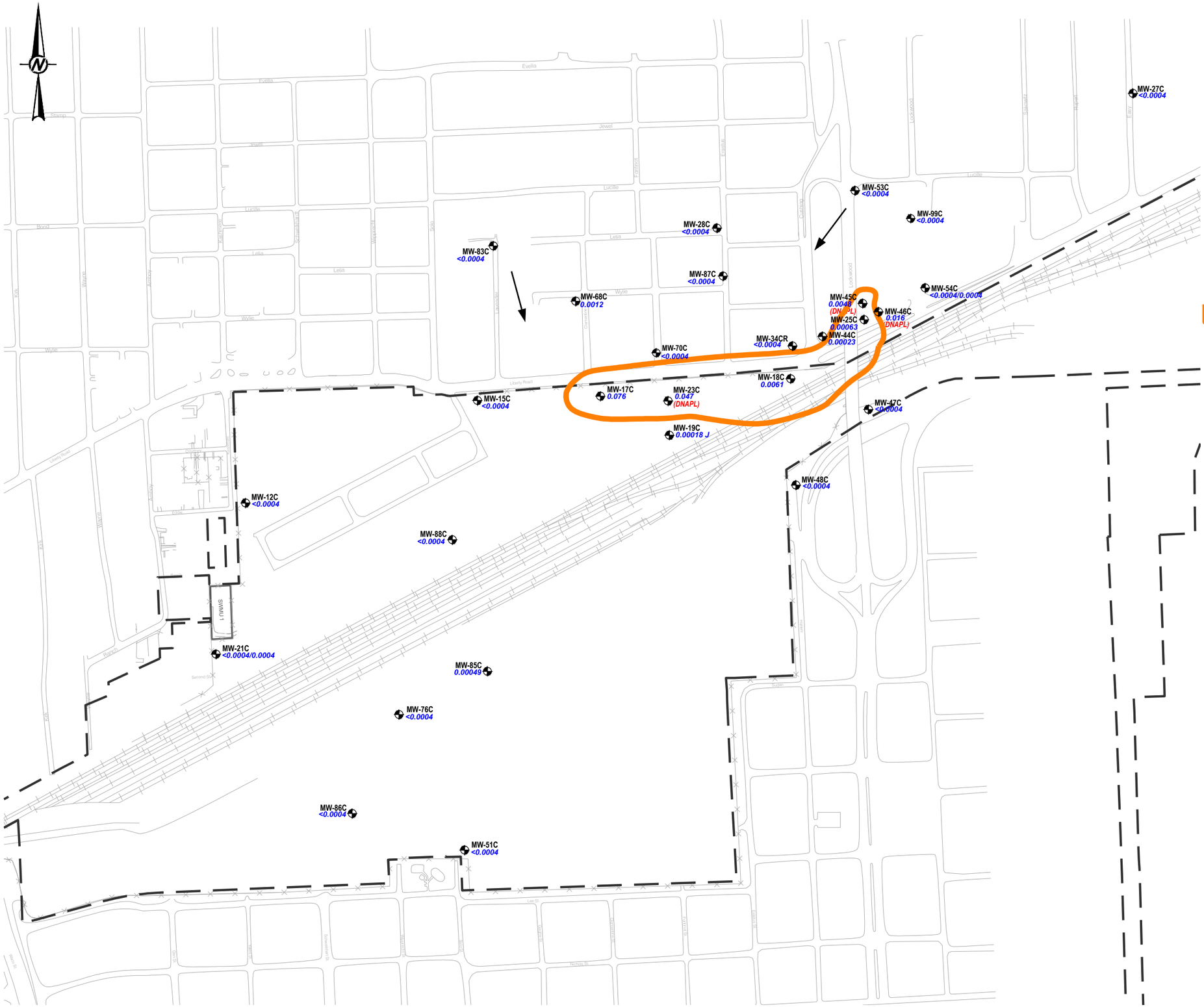

LEGEND

- UPRR PROPERTY BOUNDARY
- ROAD, PARKING LOT, SIDEWALK
- FENCE
- RAILROAD
- C-TZ MONITORING WELL LOCATION
- 0.022 — 2,4-DIMETHYLPHENOL CONCENTRATION (mg/L)
- 0.49 — 2,4-DIMETHYLPHENOL CONCENTRATION CONTOUR (mg/L)
- INFERRED GROUNDWATER FLOW DIRECTION
- CUMULATIVE GW PCLE ZONE

NOTE(S)

1. DNAPL - DENSE NON-AQUEOUS PHASE LIQUIDS DETECTED IN MONITORING WELL (JANUARY 2022).
2. NS - NOT SAMPLED
3. CONTOURS ARE AT THE RAL AND C/I PCL (0.49 mg/L AND 1.5 mg/L)

REFERENCE(S)

BASE MAP FROM ERM-SOUTHWEST, INC APAR ADDENDUM, FIG 3-1, DATED JUNE 2004.

STATE OF TEXAS
ERIC C. MATZNER
GEOLOGY
LIC. # 795
LICENSED
PROFESSIONAL GEOSCIENTIST
12/15/2022

0 200 400
1" = 400' FEET

CLIENT
UNION PACIFIC RAILROAD CO.

PROJECT
HOUSTON WOOD PRESERVING WORKS

TITLE
GROUNDWATER COC CONCENTRATION MAP - C-TZ
2,4-DIMETHYLPHENOL - JANUARY 2022

CONSULTANT
WSP GOLDER
TEXAS GEOSCIENCE FIRM NO. 50649
TEXAS ENGINEERING FIRM NO. 22771

YYYY-MM-DD	2022-12-15
DESIGNED	TNB
PREPARED	TNB/RS
REVIEWED	ES/MH
APPROVED	ECM

PROJECT NO. GL19119232 | REV. 0 | FIGURE 23

Path: \\golder.gds\complex\data\office\texarkana\projects - round rock_2019\19119232 - hwpw\3-semi-annual monitoring event\hwpw figures\2022- 1st semi-annual\ | File Name: 011 GW COC Concentration Map C-TZ - January 2022.dwg | Last Edited By: rsalazar Date: 2022-12-16 Time:9:24:21 AM | Printed By: RSalazar Date: 2022-12-16 Time:9:34:55 AM
IF THIS MEASUREMENT DOES NOT MATCH WHAT IS SHOWN, THE SHEET SIZE HAS BEEN MODIFIED FROM: ANSI B
1 in
0

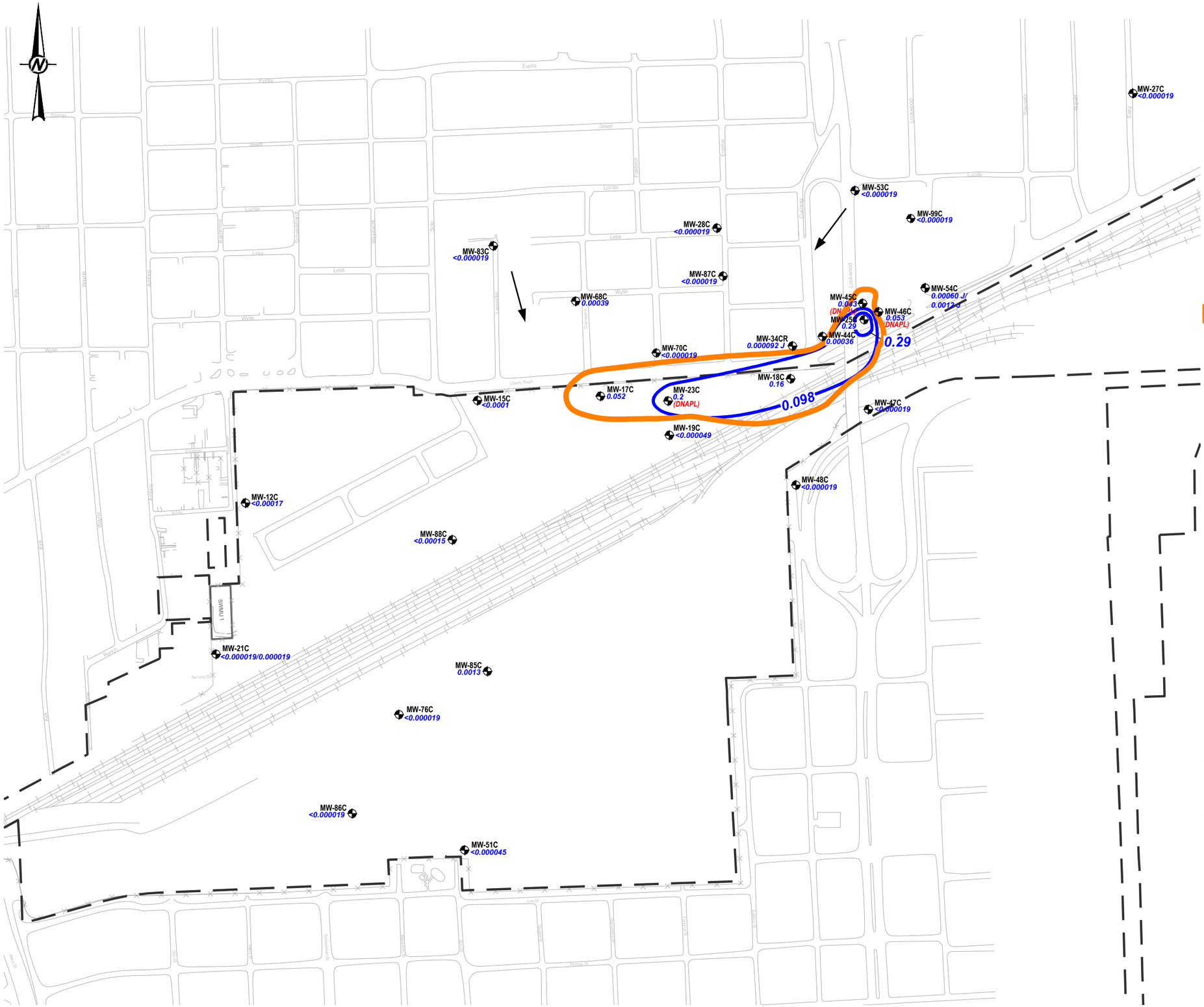

LEGEND

- UPRR PROPERTY BOUNDARY
- ROAD, PARKING LOT, SIDEWALK
- FENCE
- RAILROAD
- C-TZ MONITORING WELL LOCATION
- 0.059 — 2-METHYLNAPHTHALENE CONCENTRATION (mg/L)
- 0.098 — 2-METHYLNAPHTHALENE CONCENTRATION CONTOUR (mg/L)
- INFERRED GROUNDWATER FLOW DIRECTION
- CUMULATIVE GW PCLE ZONE

NOTE(S)

1. DNAPL - DENSE NON-AQUEOUS PHASE LIQUIDS DETECTED IN MONITORING WELL (JANUARY 2022).
2. NS - NOT SAMPLED
3. CONTOURS ARE AT THE RAL AND C/I PCL (0.098 mg/L AND 0.29 mg/L)

REFERENCE(S)

BASE MAP FROM ERM-SOUTHWEST, INC APAR ADDENDUM, FIG 3-1, DATED JUNE 2004.

STATE OF TEXAS
ERIC C. MATZNER
GEOLOGY
LIC. # 795
LICENSED
PROFESSIONAL GEOSCIENTIST
12/15/2022

0 200 400
1" = 400' FEET

CLIENT
UNION PACIFIC RAILROAD CO.

PROJECT
HOUSTON WOOD PRESERVING WORKS

TITLE
GROUNDWATER COC CONCENTRATION MAP - C-TZ
2-METHYLNAPHTHALENE - JANUARY 2022

CONSULTANT
WSP GOLDER
TEXAS GEOSCIENCE FIRM NO. 50649
TEXAS ENGINEERING FIRM NO. 22771

YYYY-MM-DD	2022-12-15
DESIGNED	TNB
PREPARED	TNB/RS
REVIEWED	ES/MH
APPROVED	ECM

PROJECT NO. GL19119232 | REV. 0 | FIGURE 24

Path: \\golder.gds\complex\data\office\texarkana\projects - round rock_2019\19119232 - hwpw\3-semi-annual monitoring event\hwpw figures\2022- 1st semi-annual\ | File Name: 011 GW COC Concentration Map C-TZ - January 2022.dwg | Last Edited By: rsalazar Date: 2022-12-16 Time:9:24:21 AM | Printed By: RSalazar Date: 2022-12-16 Time:9:35:05 AM

IF THIS MEASUREMENT DOES NOT MATCH WHAT IS SHOWN, THE SHEET SIZE HAS BEEN MODIFIED FROM: ANSI B

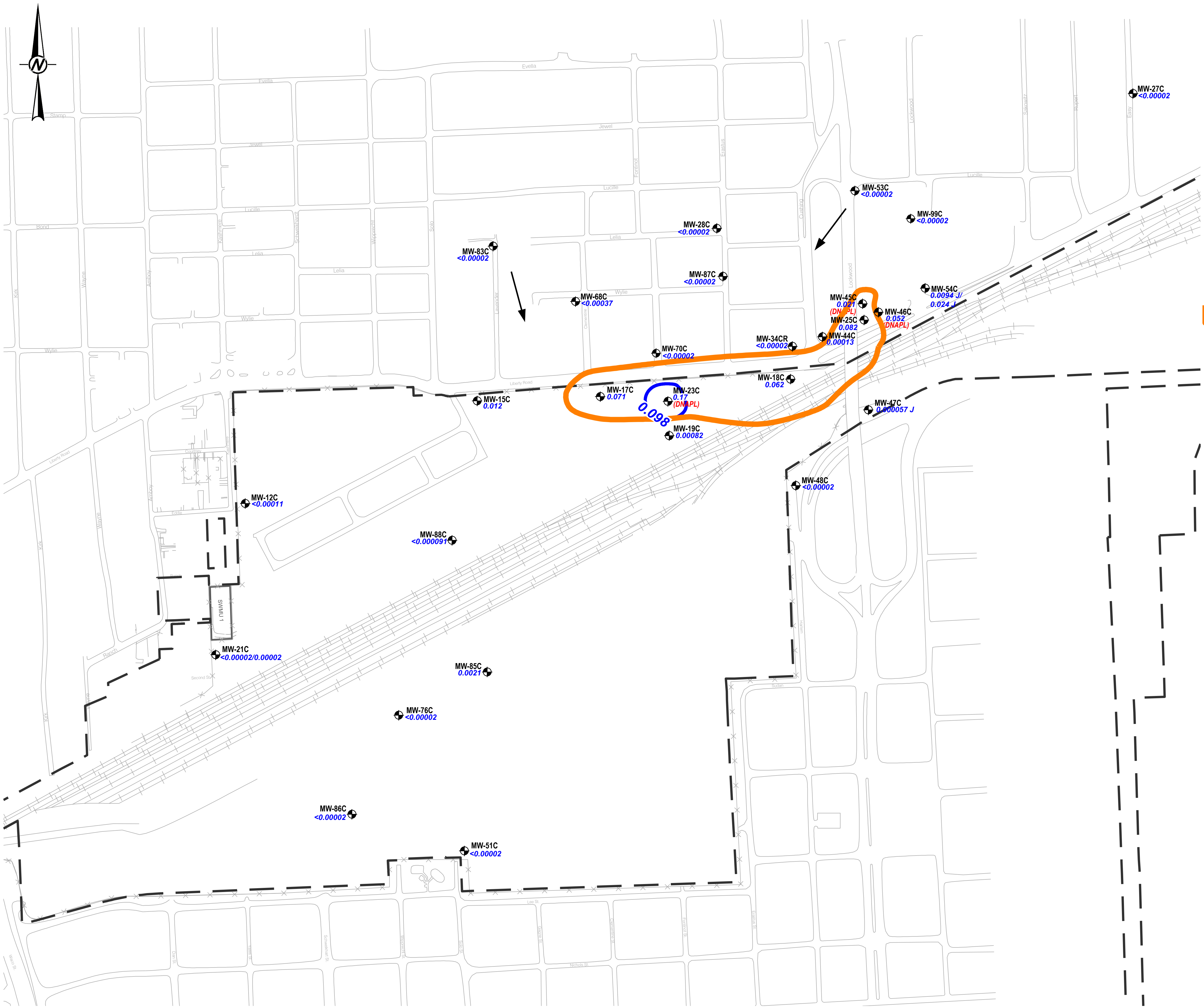

LEGEND

- UPRR PROPERTY BOUNDARY
- ROAD, PARKING LOT, SIDEWALK
- FENCE
- RAILROAD
- C-TZ MONITORING WELL LOCATION
- 0.051 DIBENZOFURAN CONCENTRATION (mg/L)
- 0.098 DIBENZOFURAN CONCENTRATION CONTOUR (mg/L)
- INFERRED GROUNDWATER FLOW DIRECTION
- CUMULATIVE GW PCLE ZONE

NOTE(S)

1. DNAPL - DENSE NON-AQUEOUS PHASE LIQUIDS DETECTED IN MONITORING WELL (JANUARY 2022).
2. NS - NOT SAMPLED
3. CONTOURS ARE AT THE RAL AND C/I PCL (0.098 mg/L AND 0.29 mg/L)

REFERENCE(S)

BASE MAP FROM ERM-SOUTHWEST, INC APAR ADDENDUM, FIG 3-1, DATED JUNE 2004.

STATE OF TEXAS
ERIC C. MATZNER
GEOLOGY
LIC. # 795
LICENSED
PROFESSIONAL GEOSCIENTIST
12/15/2022

0 200 400
1" = 400' FEET

CLIENT
UNION PACIFIC RAILROAD CO.

PROJECT
HOUSTON WOOD PRESERVING WORKS

TITLE
GROUNDWATER COC CONCENTRATION MAP - C-TZ DIBENZOFURAN - JANUARY 2022

CONSULTANT

wsp GOLDER

TEXAS GEOSCIENCE FIRM NO. 50649
TEXAS ENGINEERING FIRM NO. 22771

YYYY-MM-DD	2022-12-15
DESIGNED	TNB
PREPARED	TNB/RS
REVIEWED	ES/MH
APPROVED	ECM

PROJECT NO. GL19119232 | REV. 0 | FIGURE 25

IF THIS MEASUREMENT DOES NOT MATCH WHAT IS SHOWN, THE SHEET SIZE HAS BEEN MODIFIED FROM: ANSI B

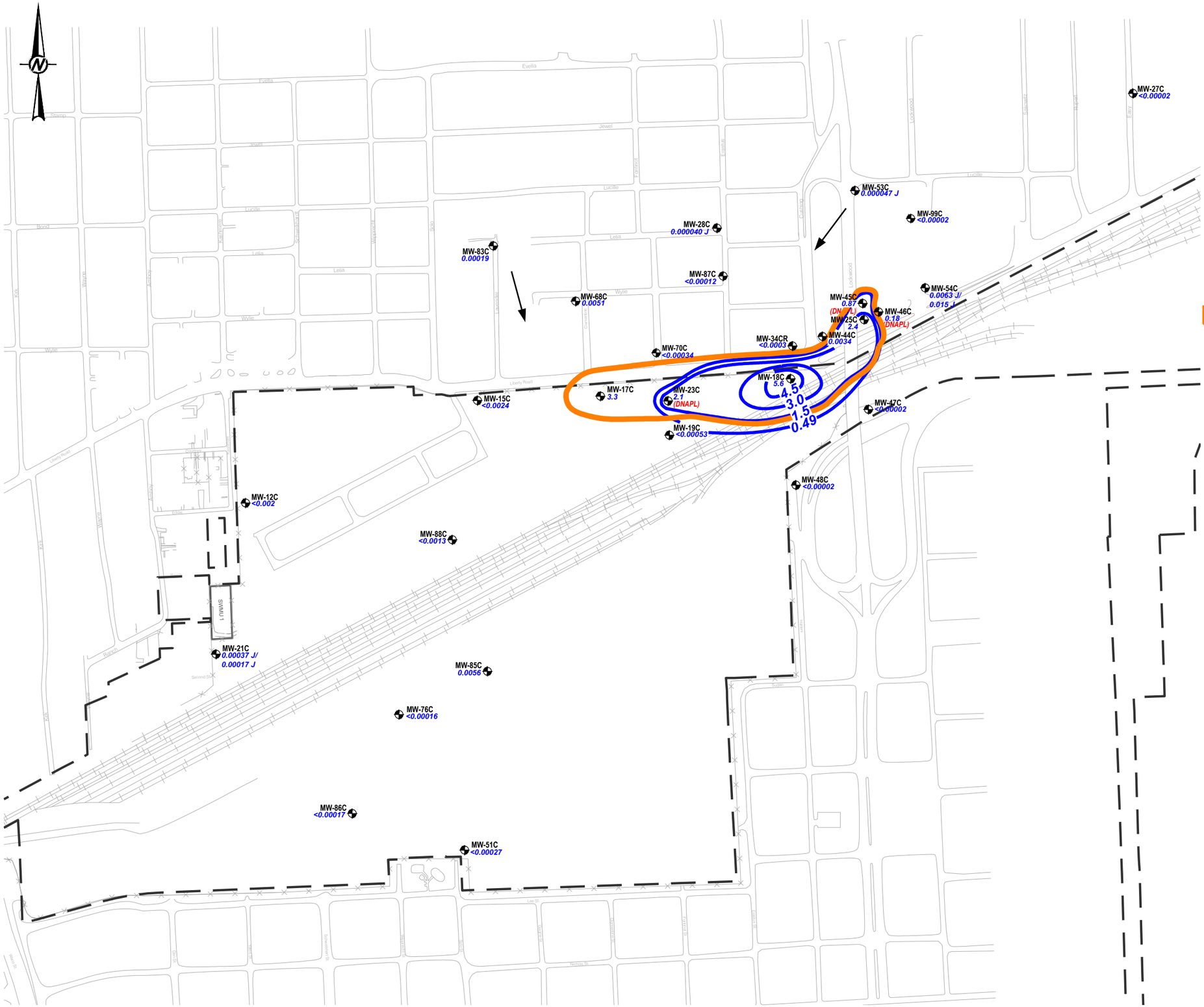

LEGEND

- UPRR PROPERTY BOUNDARY
- ROAD, PARKING LOT, SIDEWALK
- FENCE
- RAILROAD
- C-TZ MONITORING WELL LOCATION
- <0.002 NAPHTHALENE CONCENTRATION (mg/L)
- 0.49 NAPHTHALENE CONCENTRATION CONTOUR (mg/L)
- INFERRED GROUNDWATER FLOW DIRECTION
- CUMULATIVE GW PCLE ZONE

NOTE(S)

1. DNAPL - DENSE NON-AQUEOUS PHASE LIQUIDS DETECTED IN MONITORING WELL (JANUARY 2022).
2. NS - NOT SAMPLED
3. CONTOURS ARE AT THE RAL AND C/I PCL (0.49 mg/L AND 1.5 mg/L)

REFERENCE(S)

BASE MAP FROM ERM-SOUTHWEST, INC APAR ADDENDUM, FIG 3-1, DATED JUNE 2004.

STATE OF TEXAS
ERIC C. MATZNER
GEOLOGY
LIC. # 795
LICENSED
PROFESSIONAL GEOSCIENTIST
12/15/2022

0 200 400
1" = 400' FEET

CLIENT
UNION PACIFIC RAILROAD CO.

PROJECT
HOUSTON WOOD PRESERVING WORKS

TITLE
GROUNDWATER COC CONCENTRATION MAP - C-TZ NAPHTHALENE - JANUARY 2022

CONSULTANT
wsp GOLDER
TEXAS GEOSCIENCE FIRM NO. 50649
TEXAS ENGINEERING FIRM NO. 22771

YYYY-MM-DD	2022-12-15
DESIGNED	TNB
PREPARED	TNB/RS
REVIEWED	ES/MH
APPROVED	ECM

PROJECT NO. GL19119232 REV. 0 FIGURE 26

Path: \\golder.gds\complex\data\office\texarkana\projects - round rock_2019\19119232 - hwpw\3-semi-annual monitoring event\hwpw figures\2022- 1st semi-annual\ | File Name: 011 GW COC Concentration Map C-TZ - January 2022.dwg | Last Edited By: rsalazar Date: 2022-12-16 Time:9:24:21 AM | Printed By: RSalazar Date: 2022-12-16 Time:9:35:25 AM

IF THIS MEASUREMENT DOES NOT MATCH WHAT IS SHOWN, THE SHEET SIZE HAS BEEN MODIFIED FROM: ANSI B

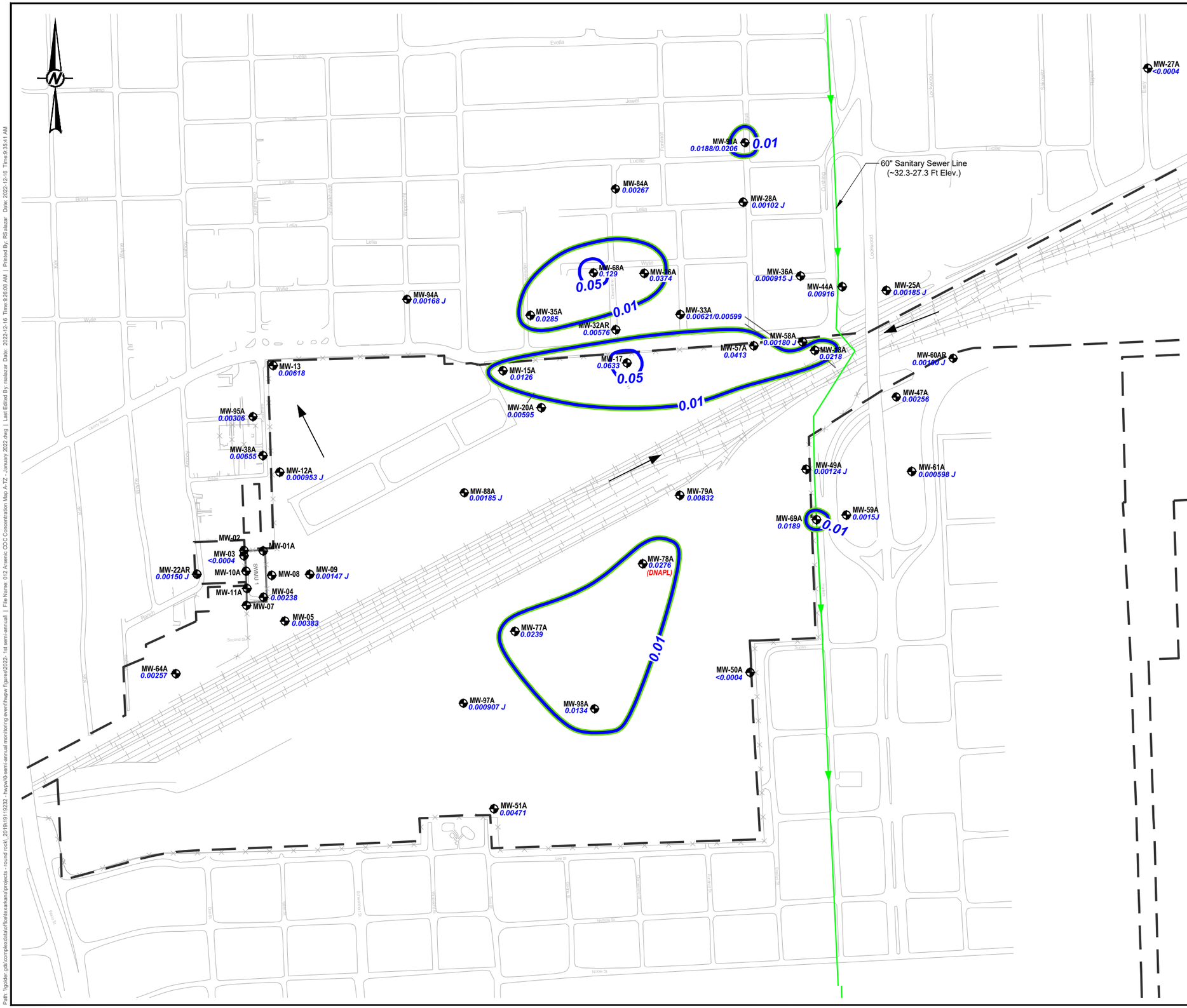

LEGEND

- UPRR PROPERTY BOUNDARY
- ROAD, PARKING LOT, SIDEWALK
- FENCE
- RAILROAD
- A-TZ MONITORING WELL LOCATION
- 0.0037 ARSENIC CONCENTRATION IN (mg/L)
- 0.01 ARSENIC CONCENTRATION CONTOUR (mg/L)
- INFERRED GROUNDWATER FLOW DIRECTION
- ARSENIC PCLE ZONE

NOTE(S)

1. DNAPL - DENSE NON-AQUEOUS PHASE LIQUIDS DETECTED IN MONITORING WELL (JANUARY 2022).
2. NS - NOT SAMPLED
3. CONTOURS ARE AT THE RAL AND C/I PCL (0.01 mg/L)

REFERENCE(S)

BASE MAP FROM ERM-SOUTHWEST, INC APAR ADDENDUM, FIG 3-1, DATED JUNE 2004.

STATE OF TEXAS
ERIC C. MATZNER
GEOLOGY
LIC. # 795
LICENSED
PROFESSIONAL GEOSCIENTIST
12/15/2022

0 200 400
1" = 400' FEET

CLIENT
UNION PACIFIC RAILROAD CO.

PROJECT
HOUSTON WOOD PRESERVING WORKS

TITLE
GROUNDWATER COC CONCENTRATION MAP - A-TZ
ARSENIC - JANUARY 2022

CONSULTANT
WSP GOLDER
TEXAS GEOSCIENCE FIRM NO. 50649
TEXAS ENGINEERING FIRM NO. 22771

YYYY-MM-DD	2022-12-15
DESIGNED	TNB
PREPARED	TNB
REVIEWED	ES/MH
APPROVED	ECM

PROJECT NO. GL19119232 REV. 0 FIGURE 27

Path: \\golder.gds\complex\data\office\texarkana\projects - round rock_2019\19119232 - hwpw\3-semi-annual monitoring event\hwpw figures\2022- 1st semi-annual\ | File Name: 012 Arsenic COC Concentration Map A-TZ - January 2022.dwg | Last Edited By: rsalazar Date: 2022-12-16 Time:9:26:09 AM | Printed By: RSalazar Date: 2022-12-16 Time:9:35:41 AM

IF THIS MEASUREMENT DOES NOT MATCH WHAT IS SHOWN, THE SHEET SIZE HAS BEEN MODIFIED FROM: ANSI B

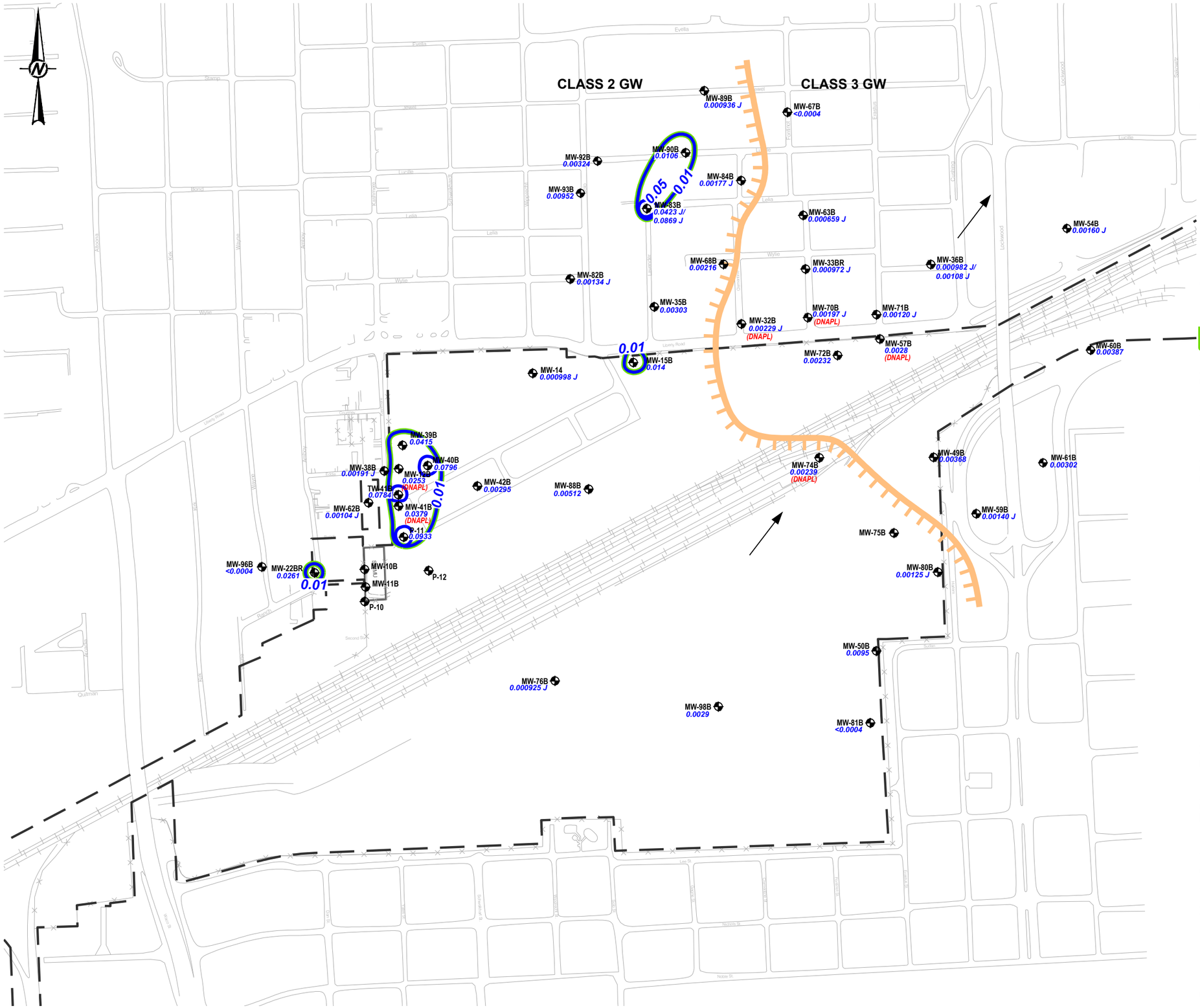

LEGEND

- UPRR PROPERTY BOUNDARY
- ROAD, PARKING LOT, SIDEWALK
- FENCE
- RAILROAD
- B-TZ MONITORING WELL LOCATION
- B-CZ (CLASS 3 GW) / B-TZ (CLASS 2 GW) — B-TZ/B-CZ BOUNDARY
- 0.001J — ARSENIC CONCENTRATION (mg/L)
- 0.01 — ARSENIC CONCENTRATION CONTOUR (mg/L)
- INFERRED GROUNDWATER FLOW DIRECTION
- ARSENIC PCLE ZONE

NOTE(S)

1. DNAPL - DENSE NON-AQUEOUS PHASE LIQUIDS DETECTED IN MONITORING WELL (JANUARY 2022).
2. NS - NOT SAMPLED
3. CONTOURS ARE AT THE RAL AND C/I PCL:
   CLASS 2 GW PCL: 0.01 mg/L
   CLASS 3 GW PCL: 1 mg/L

REFERENCE(S)

BASE MAP FROM ERM-SOUTHWEST, INC APAR ADDENDUM, FIG 3-1, DATED JUNE 2004.

STATE OF TEXAS
ERIC C. MATZNER
GEOLOGY
LIC. # 795
LICENSED
PROFESSIONAL GEOSCIENTIST
12/15/2022

0 200 400
1" = 400' FEET

CLIENT
UNION PACIFIC RAILROAD CO.

PROJECT
HOUSTON WOOD PRESERVING WORKS

TITLE
GROUNDWATER COC CONCENTRATION MAP - B-CZ/B-TZ ARSENIC - JANUARY 2022

CONSULTANT
WSP GOLDER
TEXAS GEOSCIENCE FIRM NO. 50649
TEXAS ENGINEERING FIRM NO. 22771

YYYY-MM-DD	2022-12-15
DESIGNED	TNB
PREPARED	TNB
REVIEWED	ES/MH
APPROVED	ECM

PROJECT NO. GL19119232 | REV. 0 | FIGURE 28

Path: \\golder.gds\complex\data\office\texarkana\projects - round rock_2019\19119232 - houpw\0-semi-annual monitoring event\houpw figures\2022- 1st semi-annual\ | File Name: 013 Arsenic COC Concentration Map B-TZ B-CZ - January 2022.dwg | Last Edited By: rsalazar Date: 2022-12-16 Time:9:25:54 AM | Printed By: RSalazar Date: 2022-12-16 Time:9:35:56 AM

IF THIS MEASUREMENT DOES NOT MATCH WHAT IS SHOWN, THE SHEET SIZE HAS BEEN MODIFIED FROM: ANSI B

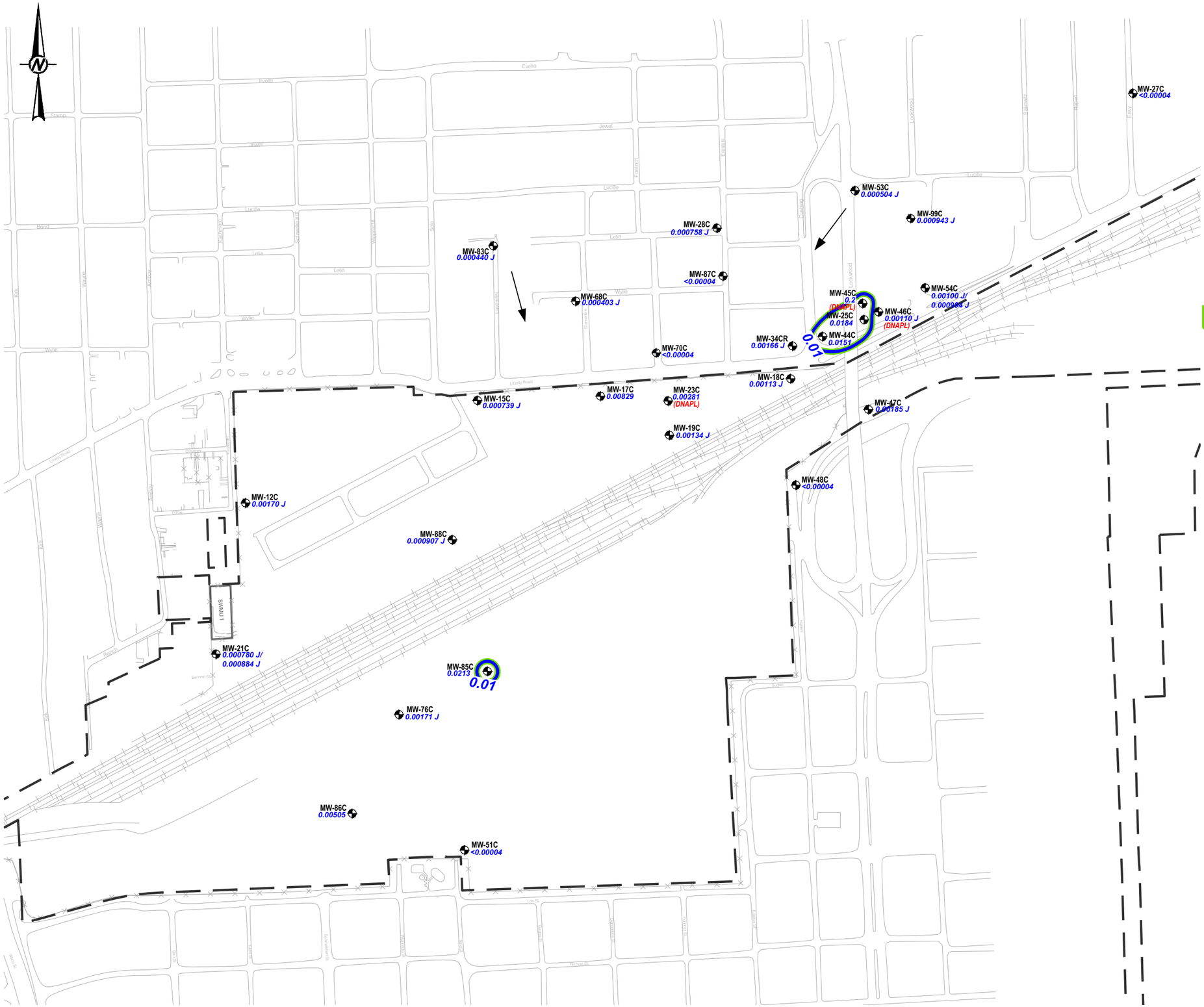

LEGEND

- UPRR PROPERTY BOUNDARY
- ROAD, PARKING LOT, SIDEWALK
- FENCE
- RAILROAD
- C-TZ MONITORING WELL LOCATION
- 0.00531 ARSENIC CONCENTRATION (mg/L)
- 0.01 ARSENIC CONCENTRATION CONTOUR (mg/L)
- INFERRED GROUNDWATER FLOW DIRECTION
- ARSENIC PCLE ZONE

NOTE(S)

1. DNAPL - DENSE NON-AQUEOUS PHASE LIQUIDS DETECTED IN MONITORING WELL (JANUARY 2022).
2. NS - NOT SAMPLED
3. CONTOURS ARE AT THE RAL AND C/I PCL (0.01 mg/L)

REFERENCE(S)

BASE MAP FROM ERM-SOUTHWEST, INC APAR ADDENDUM, FIG 3-1, DATED JUNE 2004.

STATE OF TEXAS
ERIC C. MATZNER
GEOLOGY
LIC. # 795
LICENSED
PROFESSIONAL GEOSCIENTIST
12/15/2022

0 200 400
1" = 400' FEET

CLIENT
UNION PACIFIC RAILROAD CO.

PROJECT
HOUSTON WOOD PRESERVING WORKS

TITLE
GROUNDWATER COC CONCENTRATION MAP - C-TZ ARSENIC - JANUARY 2022

CONSULTANT

WSP GOLDER

TEXAS GEOSCIENCE FIRM NO. 50649
TEXAS ENGINEERING FIRM NO. 22771

YYYY-MM-DD	2022-12-15
DESIGNED	TNB
PREPARED	TNB
REVIEWED	ES/MH
APPROVED	ECM

PROJECT NO. GL19119232 | REV. 0 | FIGURE 29

Path: \\golder.gds\complexdata\office\texarkana\projects - round rock_2019\19119232 - hwpw\0-semi-annual monitoring event\wpw figures\2022- 1st semi-annual\ | File Name: 014 Arsenic COC Concentration Map C-TZ - January 2022.dwg | Last Edited By: rsalazar Date: 2022-12-16 Time:9:25:45 AM | Printed By: RSalazar Date: 2022-12-16 Time:9:36:11 AM

IF THIS MEASUREMENT DOES NOT MATCH WHAT IS SHOWN, THE SHEET SIZE HAS BEEN MODIFIED FROM: ANSI B

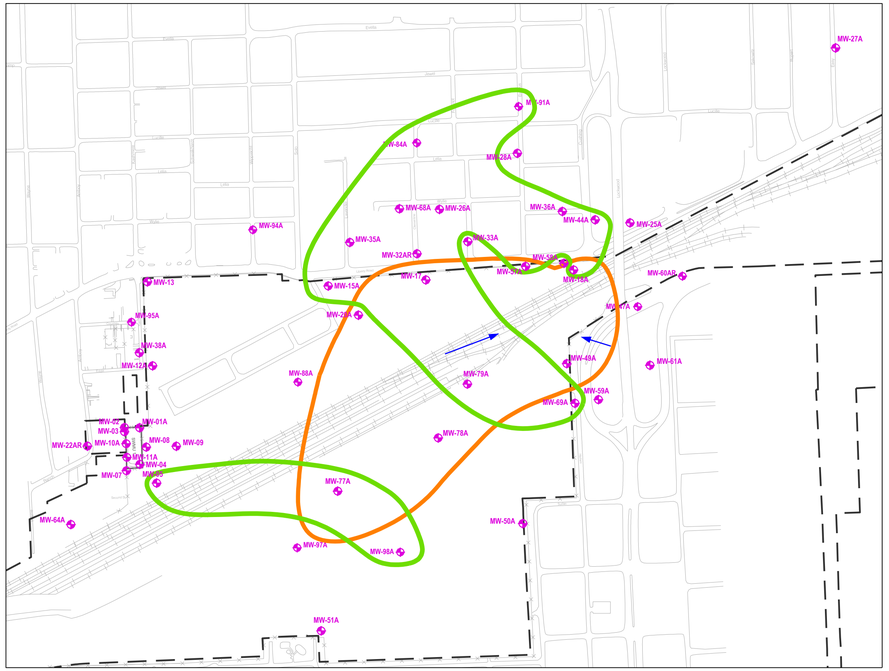

JULY 2020

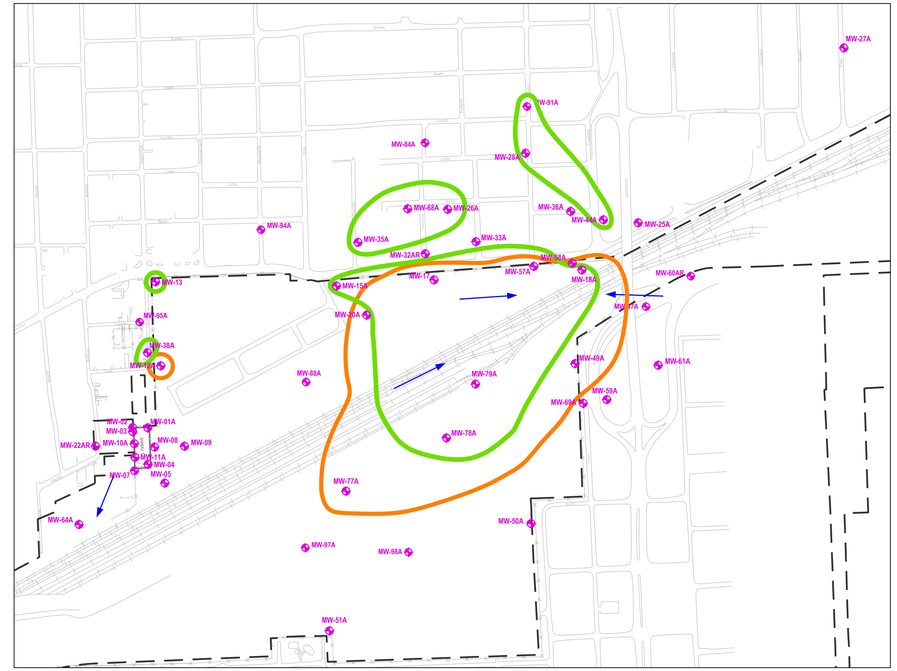

JANUARY 2021

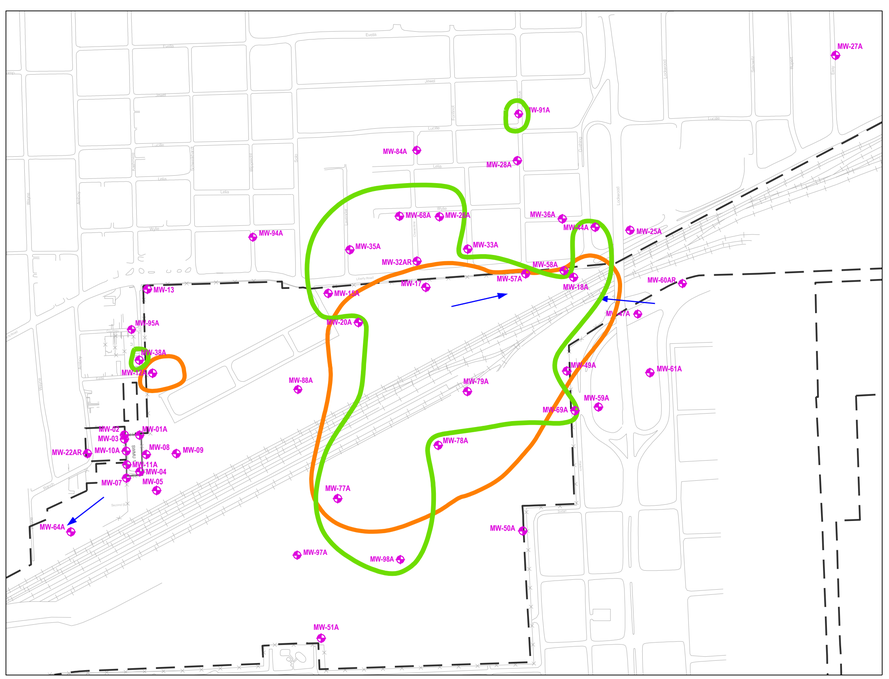

JULY 2021

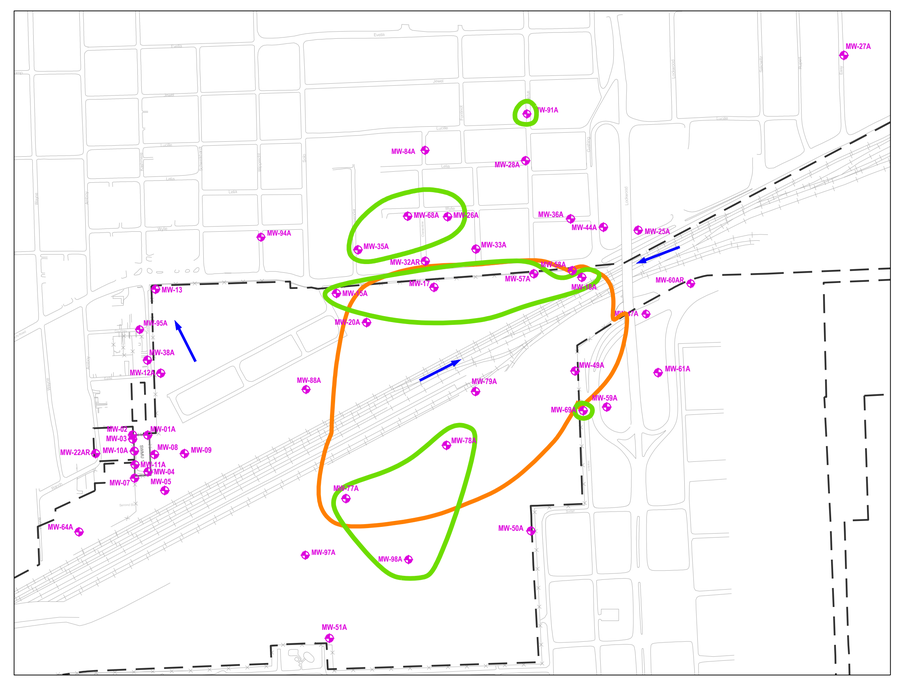

JANUARY 2022

LEGEND

- UPRR PROPERTY
- ROAD, PARKING LOT, SIDEWALK
- FENCE
- RAILROAD
- A-TZ MONITORING WELL LOCATION
- INFERRED GROUNDWATER FLOW DIRECTION
- GW PCLE ZONE
- ARSENIC PCLE ZONE

SWNU AREA

NO.	DESCRIPTION
SWMU 1	CLOSED SURFACE IMPOUNDMENT

STATE OF TEXAS
ERIC C. MATZNER
GEOLOGY
LIC. # 795
LICENSED
PROFESSIONAL GEOSCIENTIST
12/15/2022

0 400 800
1" = 400' FEET

CLIENT
UNION PACIFIC RAILROAD CO.

PROJECT
HOUSTON WOOD PRESERVING WORKS

TITLE
A-TZ GROUNDWATER PLUME MAP 2020-2022

CONSULTANT

WSP GOLDER

TEXAS GEOSCIENCE FIRM NO. 50649
TEXAS ENGINEERING FIRM NO. 22771

YYYY-MM-DD	2022-12-15
DESIGNED	RS
PREPARED	RS
REVIEWED	MH
APPROVED	ECM

PROJECT NO. GL19119232 | REV. 0 | FIGURE 30

Path: \\golder.gds\complexdata\office\texarkana\projects - round rock_2019\19119232 - hwpw\0-semi-annual monitoring event\hwpw figures\2022- 1st semi-annual\ | File Name: 015 - A-TZ Plume Map.dwg | Last Edited By: rsalazar Date: 2022-12-16 Time:9:29:07 AM | Printed By: RSalazar Date: 2022-12-16 Time:9:36:27 AM

IF THIS MEASUREMENT DOES NOT MATCH WHAT IS SHOWN, THE SHEET SIZE HAS BEEN MODIFIED FROM: ANSI D

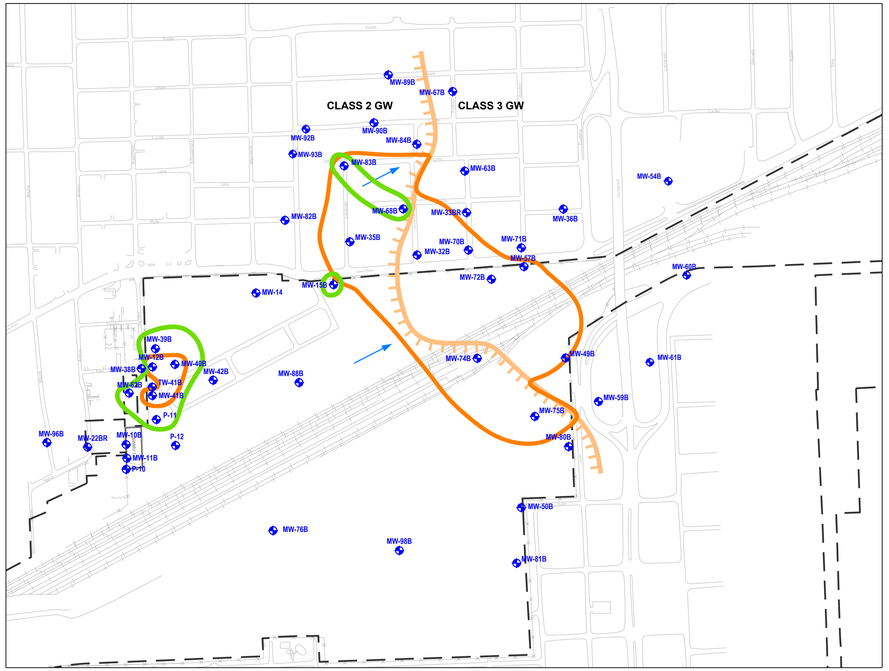

JULY 2020

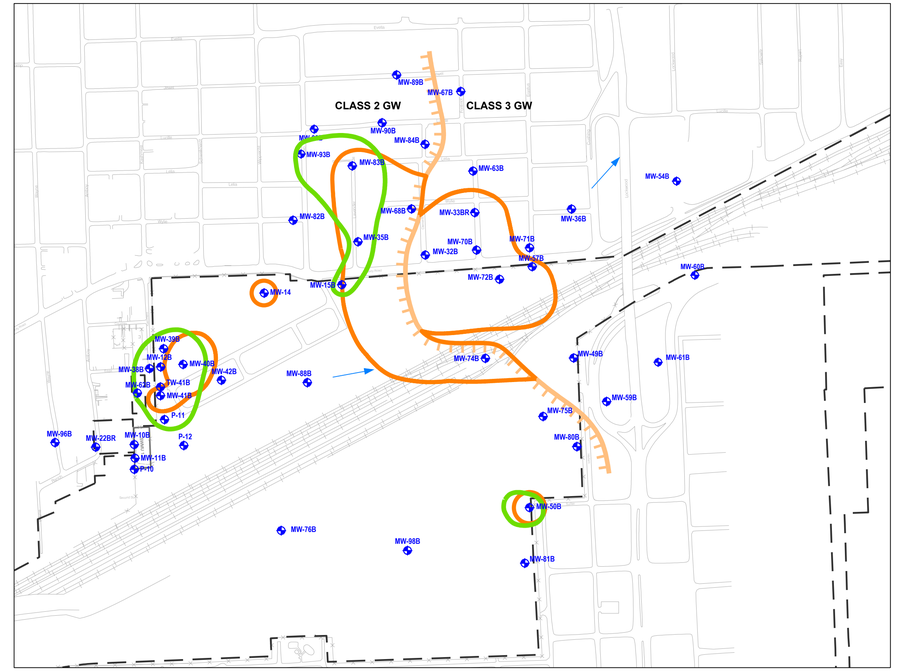

JANUARY 2021

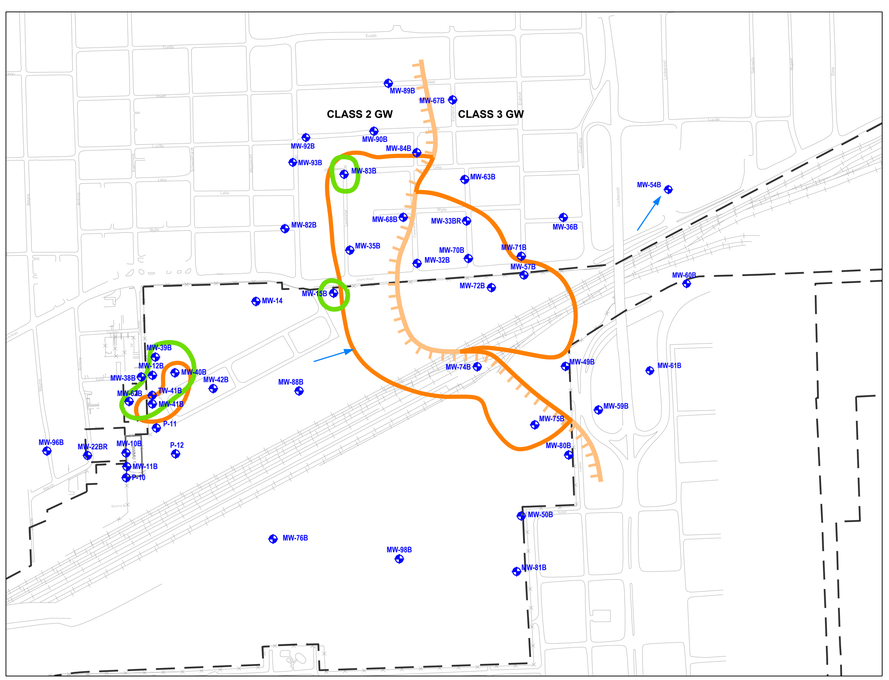

JULY 2021

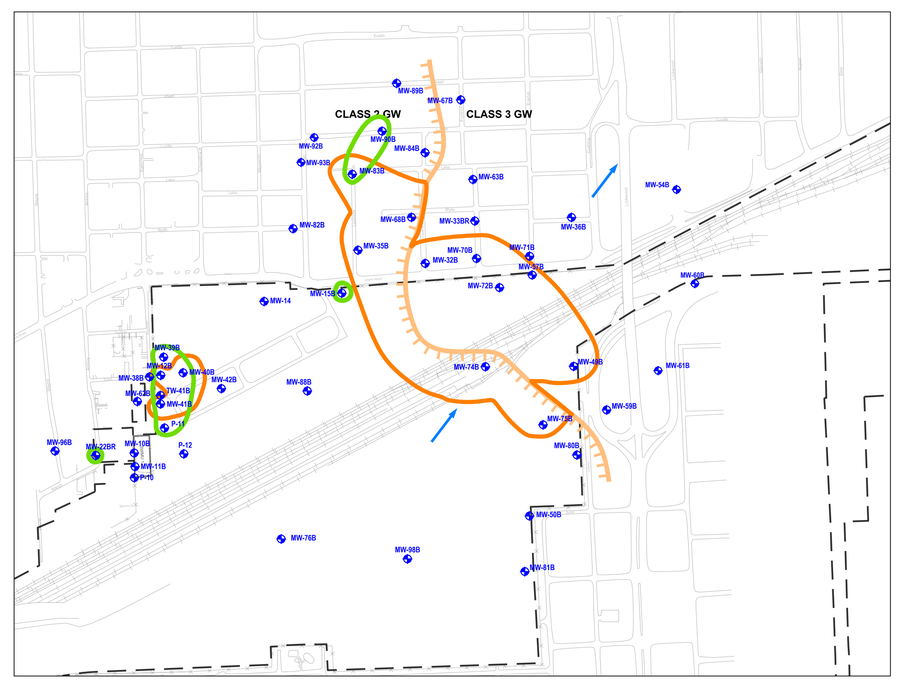

JANUARY 2022

LEGEND

- UPRR PROPERTY
- ROAD, PARKING LOT, SIDEWALK
- FENCE
- RAILROAD
- B-TZ/B-CZ MONITORING WELL LOCATION
- INFERRED GROUNDWATER FLOW DIRECTION
- GW PCLE ZONE
- ARSENIC PCLE ZONE

SWNU AREA

NO.	DESCRIPTION
SWMU 1	CLOSED SURFACE IMPOUNDMENT

STATE OF TEXAS
ERIC C. MATZNER
GEOLOGY
LIC. # 795
LICENSED
PROFESSIONAL GEOSCIENTIST
12/15/2022

0 400 800
1" = 400' FEET

CLIENT
UNION PACIFIC RAILROAD CO.

PROJECT
HOUSTON WOOD PRESERVING WORKS

TITLE
B-CZ/B-TZ GROUNDWATER PLUME MAP 2020-2022

CONSULTANT
WSP GOLDER
TEXAS GEOSCIENCE FIRM NO. 50649
TEXAS ENGINEERING FIRM NO. 22771

YYYY-MM-DD	2022-12-15
DESIGNED	RS
PREPARED	RS
REVIEWED	MH
APPROVED	ECM

PROJECT NO. GL19119232 | REV. 0 | FIGURE 31

Path: \\golder.gds\complexdata\office\texarkana\projects - round rock_2019\19119232 - hwpw\0-semi-annual monitoring event\wpw figures\2022- 1st semi-annual\ | File Name: 016 - B-TZ Plume Map.dwg | Last Edited By: rsalazar Date: 2022-12-16 Time:9:27:16 AM | Printed By: RSalazar Date: 2022-12-16 Time:9:36:41 AM
0 1 in IF THIS MEASUREMENT DOES NOT MATCH WHAT IS SHOWN, THE SHEET SIZE HAS BEEN MODIFIED FROM: ANSI D

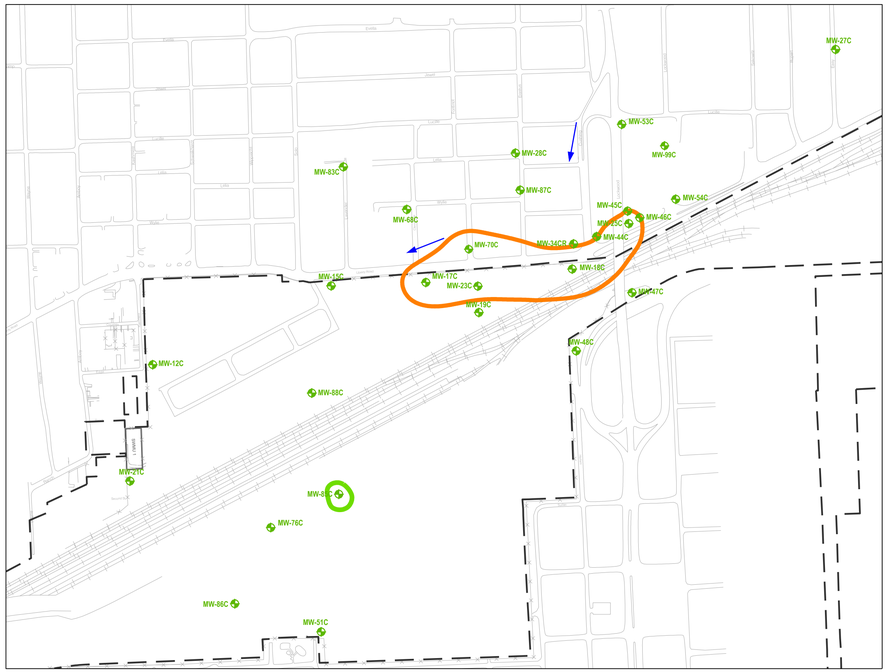

JULY 2020

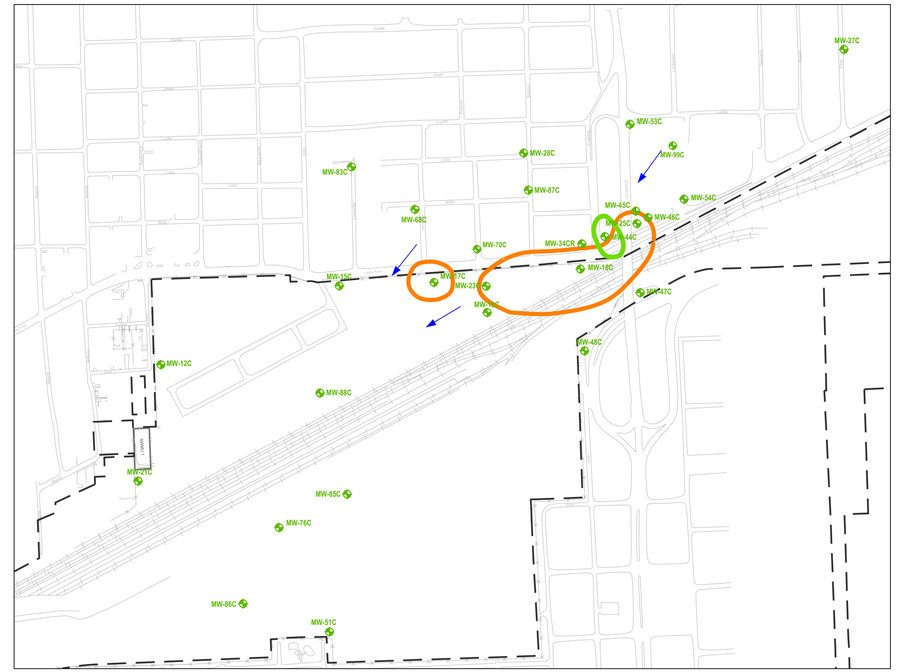

JANUARY 2021

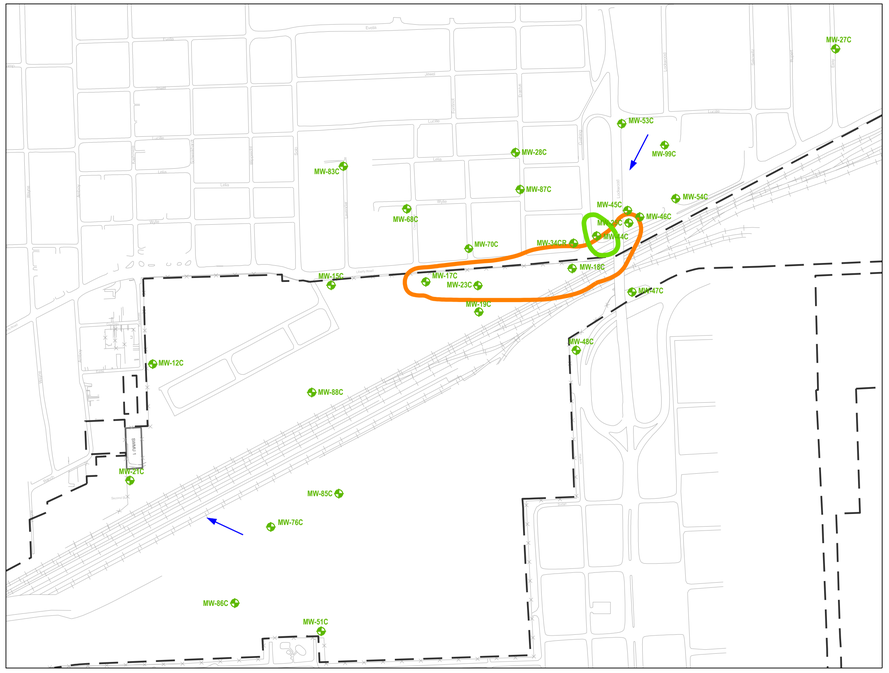

JULY 2021

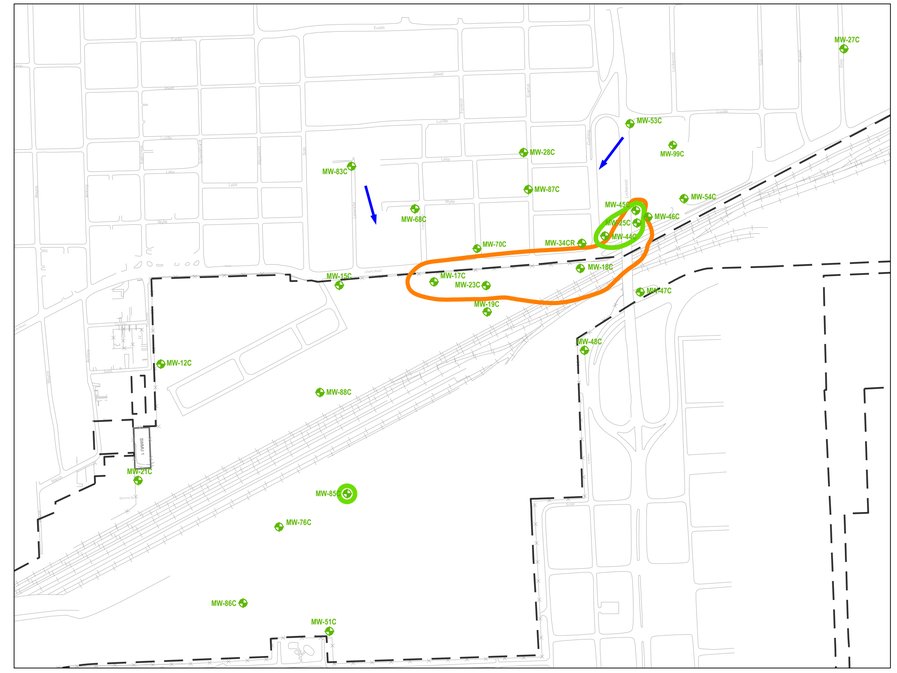

JANUARY 2022

LEGEND

- UPRR PROPERTY
- ROAD, PARKING LOT, SIDEWALK
- FENCE
- RAILROAD
- C-TZ MONITORING WELL LOCATION
- INFERRED GROUNDWATER FLOW DIRECTION
- GW PCLE ZONE
- ARSENIC PCLE ZONE

SWNU AREA

NO.	DESCRIPTION
SWMU 1	CLOSED SURFACE IMPOUNDMENT

STATE OF TEXAS
ERIC C. MATZNER
GEOLOGY
LIC. # 795
LICENSED
PROFESSIONAL GEOSCIENTIST
12/15/2022

0 400 800
1" = 400' FEET

CLIENT
UNION PACIFIC RAILROAD CO.

PROJECT
HOUSTON WOOD PRESERVING WORKS

TITLE
C-TZ GROUNDWATER PLUME MAP 2020-2022

CONSULTANT
WSP GOLDER
TEXAS GEOSCIENCE FIRM NO. 50649
TEXAS ENGINEERING FIRM NO. 22771

YYYY-MM-DD	2022-12-15
DESIGNED	RS
PREPARED	RS
REVIEWED	MH
APPROVED	ECM

PROJECT NO. GL19119232 REV. 0 FIGURE 32

IF THIS MEASUREMENT DOES NOT MATCH WHAT IS SHOWN, THE SHEET SIZE HAS BEEN MODIFIED FROM: ANSI D

Path: \\golder.gds\complexdata\office\texarkana\projects - round rock_2019\19119232 - hwpw\0-semi-annual monitoring event\wpw figures\2022- 1st semi-annual\ | File Name: 017 - C-TZ Plume Map.dwg | Last Edited By: rsalazar Date: 2022-12-16 Time:9:27:08 AM | Printed By: RSalazar Date: 2022-12-16 Time:9:36:56 AM

ATTACHMENT A

Groundwater Sampling Field Records

Static Water Level Measurement

GOLDER

Project/Phase	19119232	Meter Model	SOLINST
Site Location	UPRR - HWPW	Unit No.	—
Date	1-4-22	Reference Point Location	☒ Top of casing ☐ Other

Monitoring Well ID	Time	TOC Elevation (feet)	Depth to Product (feet) ☐ not measured	Depth to Water (feet) Primary Reading	Depth to Water (feet) Check Reading	Product Thickness (feet)	~~Water Level Elevation~~ TD (feet)	Observations (well damage, sampling equipment in well, product description etc.)
MW-74B	0924			7.81	7.81		34.90	PRODUCT ON PROBE
MW-79A	0928			9.47	9.47		26.10	
MW-78A	0934			8.13	8.13		25.05	PRODUCT ON PROBE
MW-77A	0941			6.22	6.22		22.80	
MW-85C	0943			21.61	21.61		69.90	
MW-76C	0948			20.32	20.32		70.30	
MW-76B	0953			4.81	4.81		35.30	
MW97A	1005			5.41	5.41		[illegible]	19.90
MW86C	1000			19.33	19.33		69.80	
MW51A	1019			7.44	7.44		24.90	
MW51C	1022			19.31	19.31		72.70	
MW98B	1013			7.67	7.67		[illegible]	39.85
MW98A	1016			7.33	7.33		28.90	
MW81B	1025			3.22	3.22		33.90	
MW50A	1030			7.31	7.31		21.05	
MW50B	1033			8.32	8.32		37.60	
MW80B	1037			10.81	10.81		34.70	
MW75B	—			NM	NM			UNDER CONTAINER
~~MW67A~~				~~11.23~~	~~11.23~~		—	
MW49A	0921			10.54	10.54		30.05	
MW49B	0918			7.86	7.86		32.75	
MW47C	1045			17.74	17.74		67.05	

Notes: 1) for new monitoring well installations, the reference point is to be marked with a notch at the top of casing; 2) use a single reference point for all depth to water measurements; 3) complete at least two depth to water measurements that agree within 0.01 feet.

Unless otherwise noted, water level measurements were made in accordance with the applicable requirements of Golder's Quality Assurance Program and Standard Operating Procedure 2 (Static Water Level Measurement).

Field Team Leader JOHN BRAYTON (name) [signature]

Static Water Level Measurement

GOLDER

Project/Phase	19119232	Meter Model	SOLINST
Site Location	UPRR-HWPW	Unit No.	—
Date	1-4-22	Reference Point Location	☑ Top of casing ☐ Other

Monitoring Well ID	Time	TOC Elevation (feet)	Depth to Product (feet) ☐ not measured	Depth to Water (feet) Primary Reading	Depth to Water (feet) Check Reading	Product Thickness (feet)	~~Water Level Elevation~~ (feet) TD	Observations (well damage, sampling equipment in well, product description etc.)
MW60AR	1050			7.44	7.44		29.40	
MW60B	1052			8.51	8.51		39.50	
MW47A	1055			8.68	8.68		25.05	
MW61A	1059			6.13	6.13		21.30	
MW61B	1103			1.67	1.67		33.10	
MW48C	1107			18.74	18.74		72.40	
MW69A	1111			11.23	11.23		18.05	
MW59D	1117			79.74	79.74			100+
MW59B	1120			8.81	8.81		32.90	
MW59A	1123			8.92	8.92		20.70	
MW66D	1131			82.17	82.17			100+
MW17	1222			11.21	11.21		30.90	
MW17C	1218			22.11	22.11		75.40	
MW57B	1226			13.46	13.46		←	42.85
MW57A	1229			13.41	13.41		←	25.95
MW58A	1232			12.61	12.61		28.60	
MW18A	1236			16.92	16.92		36.05	
MW18C	1240			22.74	22.74		61.90	
MW72B	1244			16.27	16.27		40.30	
MW23C	1247			25.87	25.87		76.50	
MW19C	1251			24.81	24.81		75.35	
MW20A	1256			8.91	8.91		28.20	

Notes: 1) for new monitoring well installations, the reference point is to be marked with a notch at the top of casing; 2) use a single reference point for all depth to water measurements; 3) complete at least two depth to water measurements that agree within 0.01 feet.

Unless otherwise noted, water level measurements were made in accordance with the applicable requirements of Golder's Quality Assurance Program and Standard Operating Procedure 2 (Static Water Level Measurement).

Field Team Leader JOHN BRAYTON (name) — (signature)

Static Water Level Measurement

GOLDER

Project/Phase	19119232	Meter Model	SOLINST
Site Location	VPRR- HWPW	Unit No.	–
Date	1-4-22	Reference Point Location	☒ Top of casing ☐ Other

Monitoring Well ID	Time	TOC Elevation (feet)	Depth to Product (feet) ☐ not measured	Depth to Water (feet) Primary Reading	Depth to Water (feet) Check Reading	Product Thickness (feet)	~~Water Level Elevation (feet)~~ TD	Observations (well damage, sampling equipment in well, product description etc.)
MW15A	1304			9.09	9.09		29.40	
MW15B	1310			18.89	18.89		40.60	
MW15C	1307			22.32	22.32		74.60	
MW14	1314			8.61	8.61		44.75	
MW13	1318			9.87	9.87		26.05	
MW39B	1323			6.46	6.46		41.40	
MW12C	1326			23.73	23.73		75.70	
MW12A	1351			6.57	6.57		30.30	
MW12B	1335			6.31	6.31		44.00	
TW41B	1339			6.21	6.21		42.30	
MW62B	1349			4.71	4.71		35.40	
MW41B	1344			5.26	5.26		42.70	
MW40B	1353			6.42	6.42		42.50	
MW03	1408			5.06	5.06		19.05	
MW04	1412			5.51	5.51		21.50	
MW05	1417			5.13	5.13		27.40	
MW09	1424			5.06	5.06		25.40	
MW21C	1429			22.71	22.71		74.60	
MW64A	1437			6.29	6.29		25.10	
MW88A	1454			7.34	7.34		25.40	
MW88B	1451			7.52	7.52		43.10	
MW88C	1446			23.82	23.82		75.70	

Notes: 1) for new monitoring well installations, the reference point is to be marked with a notch at the top of casing; 2) use a single reference point for all depth to water measurements; 3) complete at least two depth to water measurements that agree within 0.01 feet.

Unless otherwise noted, water level measurements were made in accordance with the applicable requirements of Golder's Quality Assurance Program and Standard Operating Procedure 2 (Static Water Level Measurement).

Field Team Leader JOHN BRAYDN (name) John B (signature)

Static Water Level Measurement

GOLDER

Project/Phase	1911 9232	Meter Model	SOLINST
Site Location	VPRR - HWPW	Unit No.	—
Date	1-4-22 / [redacted]	Reference Point Location	☑ Top of casing ☐ Other

Monitoring Well ID	Time	TOC Elevation (feet)	Depth to Product (feet) ☐ not measured	Depth to Water (feet) Primary Reading	Depth to Water (feet) Check Reading	Product Thickness (feet)	~~Water Level Elevation~~ TD (feet)	Observations (well damage, sampling equipment in well, product description etc.)
MW42B	1357			6.83	6.83		49.40	
P11	1403			5.02	5.02		42.80	
MW53C	1502			15.86	15.86		70.80	
MW99C	1508			15.26	15.26		68.05	
MW54B	1514			11.92	11.92		40.20	
MW54C	1519			15.51	15.51		72.10	
MW46C	1525			15.67	15.67		72.60	
MW45C	1531			15.62	15.62		70.50	
MW25A	1537			7.02	7.02		28.70	
MW25C	1541			15.41	15.41		59.95	
MW44C	1546			16.03	16.03		58.70	
MW44A	1551			8.61	8.61		28.10	
MW65D	1557			83.06	83.06		100+	
MW36D	1606			81.34	81.34		100+	
MW36B	1611			1.31	1.31		42.80	
MW36A	1615			7.86	7.86		21.80	
MW71B	1621			2.16	2.16		36.60	
MW34CR	1626			17.56	17.56		70.20	
MW70C	1632			15.17	15.17		66.70	
MW70B	1637			5.51	5.51		35.45	
MW33A	1641			5.19	5.19		25.20	
MW33BR	1648			4.26	4.26		38.05	

Notes: 1) for new monitoring well installations, the reference point is to be marked with a notch at the top of casing; 2) use a single reference point for all depth to water measurements; 3) complete at least two depth to water measurements that agree within 0.01 feet.

Unless otherwise noted, water level measurements were made in accordance with the applicable requirements of Golder's Quality Assurance Program and Standard Operating Procedure 2 (Static Water Level Measurement).

Field Team Leader JOHN BRAYTON (name) [signature]

Static Water Level Measurement

GOLDER

Project/Phase	19119232	Meter Model	SOLINST
Site Location	UPRR- HWPW	Unit No.	–
Date	1-4-22 / 1-5-22	Reference Point Location	☒ Top of casing ☐ Other

Monitoring Well ID	Time	TOC Elevation (feet)	Depth to Product (feet) ☐ not measured	Depth to Water (feet) Primary Reading	Depth to Water (feet) Check Reading	Product Thickness (feet)	~~Water Level Elevation (feet)~~ TD	Observations (well damage, sampling equipment in well, product description etc.)
MW87C	1656			15.41	15.41		65.05	
MW28A	1701			5.41	5.41		25.40	
MW28C	1704			14.93	14.93		87.30	
MW91A	1709			5.32	5.32		24.50	
MW67B	1713			7.86	7.86		39.50	
MW63B	1718			4.87	4.87		36.30	
MW83C	1726			15.22	15.22		67.90	
MW83B	1730			4.42	4.42		35.30	
MW35B	1737			3.68	3.68		43.05	
MW35A	1743			3.39	3.39		28.20	
MW89B	0726			4.81	4.81		40.80	
MW92B	0732			4.26	4.26		34.60	
MW90B	0737			4.67	4.67		35.35	
MW84A	0744			4.11	4.11		23.80	
MW84B	0748			4.64	4.64		40.20	
MW32B	0804		34.79	4.37	4.37		36.10	
MW32AR	0811			4.36	4.36		18.10	
MW68C	0817			15.96	15.96		67.55	
MW68B	0823			3.92	3.92		37.30	
MW68A	0829			2.76	2.76		22.75	
MW26A	0836			4.38	4.38		24.50	
MW94A	0842			2.71	2.71		21.60	

1-5-22

Notes: 1) for new monitoring well installations, the reference point is to be marked with a notch at the top of casing; 2) use a single reference point for all depth to water measurements; 3) complete at least two depth to water measurements that agree within 0.01 feet.

Unless otherwise noted, water level measurements were made in accordance with the applicable requirements of Golder's Quality Assurance Program and Standard Operating Procedure 2 (Static Water Level Measurement).

Field Team Leader JOHN BRAYTON (name) _____ (signature)

Static Water Level Measurement

GOLDER

Project/Phase	19119232	Meter Model	SOLINST
Site Location	UPRR - HWPW	Unit No.	—
Date	1-5-22	Reference Point Location	☑ Top of casing ☐ Other

Monitoring Well ID	Time	TOC Elevation (feet)	Depth to Product (feet) ☐ not measured	Depth to Water (feet)		Product Thickness (feet)	~~Water Level Elevation (feet)~~ TD	Observations (well damage, sampling equipment in well, product description etc.)
				Primary Reading	*Check Reading*			
MW93B	0848			3.64	3.64		33.90	
MW95A	0854			3.26	3.26		25.05	
MW38A	0858			3.71	3.71		22.05	
MW38B	0912			1.12	1.12		37.50	
MW22AR	0918			0.33	0.33		20.05	
MW22BR	0929			1.26	1.26		37.80	
MW96B	0936			1.39	1.39		35.50	
MW27C	0949			16.12	16.12		69.50	
MW27A	0952			7.26	7.26		21.60	

Notes: 1) for new monitoring well installations, the reference point is to be marked with a notch at the top of casing; 2) use a single reference point for all depth to water measurements; 3) complete at least two depth to water measurements that agree within 0.01 feet.

Unless otherwise noted, water level measurements were made in accordance with the applicable requirements of Golder's Quality Assurance Program and Standard Operating Procedure 2 (Static Water Level Measurement).

Field Team Leader JOHN BRAYTON (name) _____ (signature)

Groundwater Sample Collection

GOLDER

Project/Phase	19119232	Equipment Decon	☒ Dedicated equipment	Depth to Water	18.74	ft. BMP
Site Location	UPRR- HWPW		☐ Decon between locations	Casing Stickup	—	ft.
Date	1-24-22	Reference Point	☒ Top of casing	☐ Depth to Water	18.74	ft. BGL
MW ID	MW48C	Location	Other	Total MW Depth	—	ft. BGL
Sample ID	WG-1620-MW48C-20220124	Water Quality		MW Diameter	2.0	inches
Pump	☐ Waterra ☐ Submersible	Meter Model	HORIBA	MW Volume	1	gallons
	☒ Peristaltic ☐ Bladder	Unit Number	V-5000	Pump Intake Depth		ft. BGL

Standard volume capacity of monitoring wells: Schedule 40 PVC (1-inch OD, 0.04 gallons/foot; 2-inch OD, 0.16 gallons/foot; 4-inch OD, 0.65 gallons/foot)

Time	Purge Rate (L/min)	Cumulative Purge Volume (L)	Depth to Water (ft)	Temp (°C) ☐ NM	pH ☐ NM	Conductivity (µS/m or mS/cm) ☐ not measured	Dissolved Oxygen (mg/L) ☐ not measured	Redox Potential (mV) ☐ not measured	Turbidity (NTU) ☐ NM
1509									
1519	.2	1	19.03	18.36	6.86	567	0.56	-36	8.1
1524	↓	↓	19.06	18.43	6.89	579	0.38	-39	7.7
1529	↓	↓	19.07	18.44	6.88	581	0.41	-38	7.8

Purging was completed based on: ☒ stabilization of water quality parameters ☐ removal of three well volumes ☐ removal of at least one half well volume (low yield well)

Bottles Collected				Filtration	Preserved	Notes and Observations
Time	Volume	Composition (G / P)	No.	(10µm / 45µm)	(type)	(quality control sample, other)
1540	1L	G	2	☐ filtered ☒ unfiltered	—	
↓	40mL	G	3	☐ filtered ☒ unfiltered	HCL	
↓	120 mL	P	1	☐ filtered ☒ unfiltered	HNO3	

Notes: Record time at which purging is started. For low flow sampling, recommended stabilization criteria: temp ± 0.2°C; pH ± 0.1 units; conductivity ± 3%; DO ± 10%; ORP ± 10 mV; turbidity ± 10%; for at least three successive measurements that are made every 3-5 minutes with <1 foot of stable draw down.

Unless otherwise noted, groundwater sample collection was completed in accordance with the applicable requirements of Golder's Quality Assurance Program and Standard Operating Procedure ☐ 9 Conventional Groundwater Sample Collection ☒ 10 Low Flow Groundwater Sample Collection.

Field Team Leader JOHN BRAYTON (name) — (signature)

Groundwater Sample Collection

Page 1 of 1

GOLDER

Project/Phase	TR 19119232	Equipment Decon	☒ Dedicated equipment	Depth to Water	16.12	ft. BMP
Site Location	UPRR- HWPW		☐ Decon between locations	Casing Stickup	—	ft.
Date	1-24-22	Reference Point	☒ Top of casing	☐ Depth to Water	16.12	ft. BGL
MW ID	MW27C	Location	Other	Total MW Depth	—	ft. BGL
Sample ID	WG-1620-MW27C-20220124	Water Quality		MW Diameter	2.0	inches
Pump	☐ Waterra ☐ Submersible	Meter Model	HORIBA	MW Volume	1	gallons
	☒ Peristaltic ☐ Bladder	Unit Number	U-5000	Pump Intake Depth		ft. BGL

Standard volume capacity of monitoring wells: Schedule 40 PVC (1-inch OD, 0.04 gallons/foot; 2-inch OD, 0.16 gallons/foot; 4-inch OD, 0.65 gallons/foot)

Time	Purge Rate	Cumulative Purge Volume	Depth to Water	Temp (°C)	pH	Conductivity (µS/m or mS/cm)	Dissolved Oxygen (mg/L)	Redox Potential (mV)	Turbidity (NTU)
1613	(L/min)	(L)	(ft)	☐ NM	☐ NM	☐ not measured	☐ not measured	☐ not measured	☐ NM
1623	.2		16.42	19.21	6.84	419	0.56	26	8.7
1628			16.45	19.31	6.89	436	0.41	29	6.7
1633			16.47	19.30	6.88	439	0.42	29	6.9

Purging was completed based on: ☒ stabilization of water quality parameters ☐ removal of three well volumes ☐ removal of at least one half well volume (low yield well)

Bottles Collected				Filtration	Preserved	Notes and Observations
Time	Volume	Composition (G / P)	No.	(10µm / 45µm)	(type)	(quality control sample, other)
1645	1L	G	2	☐ filtered ☒ unfiltered	—	
	40mL	G	3	☐ filtered ☒ unfiltered	HCL	
	120 mL	P	1	☐ filtered ☒ unfiltered	HNO3	

Notes: Record time at which purging is started. For low flow sampling, recommended stabilization criteria: temp ± 0.2°C; pH ± 0.1 units; conductivity ± 3%; DO ± 10%; ORP ± 10 mV; turbidity ± 10%; for at least three successive measurements that are made every 3-5 minutes with <1 foot of stable draw down.

Unless otherwise noted, groundwater sample collection was completed in accordance with the applicable requirements of Golder's Quality Assurance Program and Standard Operating Procedure ☐ 9 Conventional Groundwater Sample Collection ☒ 10 Low Flow Groundwater Sample Collection.

Field Team Leader JOHN BRAYTON (name) [signature]

(A) WG-1620-FB09-20220124
1715 sample time

Groundwater Sample Collection

Page 1 of 1

GOLDER

Project/Phase	19119232	Equipment Decon	☒ Dedicated equipment	Depth to Water	6.29	ft. BMP
Site Location	UPRR- HWPW		☐ Decon between locations	Casing Stickup	—	ft.
Date	1-25-22	Reference Point	☒ Top of casing	☐ Depth to Water	6.29	ft. BGL
MW ID	MW64A	Location	Other	Total MW Depth	—	ft. BGL
Sample ID	WG-1620-MW64A-20220125	Water Quality		MW Diameter	2.0	inches
Pump	☐ Waterra ☐ Submersible	Meter Model	HORIBA	MW Volume	1	gallons
	☒ Peristaltic ☐ Bladder	Unit Number	V-5000	Pump Intake Depth		ft. BGL

Standard volume capacity of monitoring wells: Schedule 40 PVC (1-inch OD, 0.04 gallons/foot; 2-inch OD, 0.16 gallons/foot; 4-inch OD, 0.65 gallons/foot)

Time 0723	Purge Rate (L/min)	Cumulative Purge Volume (L)	Depth to Water (ft)	Temp (°C) ☐ NM	pH ☐ NM	Conductivity (µS/m or mS/cm) ☐ not measured	Dissolved Oxygen (mg/L) ☐ not measured	Redox Potential (mV) ☐ not measured	Turbidity (NTU) ☐ NM
0733	.2		6.51	19.36	6.79	639	0.84	-31	6.7
0738			6.54	19.41	6.74	652	0.62	-34	7.1
0743			6.57	19.42	6.73	656	0.61	-32	7.2

Purging was completed based on: ☒ stabilization of water quality parameters ☐ removal of three well volumes ☐ removal of at least one half well volume (low yield well)

Bottles Collected				Filtration	Preserved	Notes and Observations
Time	Volume	Composition (G / P)	No.	(10µm / 45µm)	(type)	(quality control sample, other)
0755	1L	G	2	☐ filtered ☒ unfiltered	—	
	40mL	G	3	☐ filtered ☒ unfiltered	HCL	
	120 mL	P	1	☐ filtered ☒ unfiltered	HNO3	

Notes: Record time at which purging is started. For low flow sampling, recommended stabilization criteria: temp ± 0.2°C; pH ± 0.1 units; conductivity ± 3%; DO ± 10%; ORP ± 10 mV; turbidity ± 10%; for at least three successive measurements that are made every 3-5 minutes with <1 foot of stable draw down.

Unless otherwise noted, groundwater sample collection was completed in accordance with the applicable requirements of Golder's Quality Assurance Program and Standard Operating Procedure ☐ 9 Conventional Groundwater Sample Collection ☒ 10 Low Flow Groundwater Sample Collection.

Field Team Leader JOHN BRAYTON (name) — signature

Groundwater Sample Collection

GOLDER

Project/Phase	19119232	Equipment Decon	☒ Dedicated equipment	Depth to Water	3.26	ft. BMP
Site Location	UPRR- HWPW		☐ Decon between locations	Casing Stickup	—	ft.
Date	1-25-22	Reference Point	☒ Top of casing	☐ Depth to Water	3.26	ft. BGL
MW ID	MW95A	Location	Other	Total MW Depth	—	ft. BGL
Sample ID	WG-1620-MW95A-20220125	Water Quality		MW Diameter	2.0	inches
Pump	☐ Waterra ☐ Submersible	Meter Model	HORIBA	MW Volume	1	gallons
	☒ Peristaltic ☐ Bladder	Unit Number	U-5000	Pump Intake Depth		ft. BGL

Standard volume capacity of monitoring wells: Schedule 40 PVC (1-inch OD, 0.04 gallons/foot; 2-inch OD, 0.16 gallons/foot; 4-inch OD, 0.65 gallons/foot)

Time	Purge Rate (L/min)	Cumulative Purge Volume (L)	Depth to Water (ft)	Temp (°C) ☐ NM	pH ☐ NM	Conductivity (µS/m or mS/cm) ☐ not measured	Dissolved Oxygen (mg/L) ☐ not measured	Redox Potential (mV) ☐ not measured	Turbidity (NTU) ☐ NM
0851									
0901	.2	1	3.66	18.74	6.91	1060	0.29	-36	5.2
0906	↓	↓	3.69	18.62	6.86	1020	0.32	-31	5.7
0911	↓	↓	3.71	18.64	6.85	1010	0.33	-32	5.9

Purging was completed based on: ☒ stabilization of water quality parameters ☐ removal of three well volumes ☐ removal of at least one half well volume (low yield well)

Bottles Collected				Filtration	Preserved	Notes and Observations
Time	Volume	Composition (G / P)	No.	(10µm / 45µm)	(type)	(quality control sample, other)
0925	1L	G	2	☐ filtered ☒ unfiltered	—	
↓	40mL	G	3	☐ filtered ☒ unfiltered	HCL	
↓	120 mL	P	1	☐ filtered ☒ unfiltered	HNO3	

Notes: Record time at which purging is started. For low flow sampling, recommended stabilization criteria: temp ± 0.2°C; pH ± 0.1 units; conductivity ± 3%; DO ± 10%; ORP ± 10 mV; turbidity ± 10%; for at least three successive measurements that are made every 3-5 minutes with <1 foot of stable draw down.

Unless otherwise noted, groundwater sample collection was completed in accordance with the applicable requirements of Golder's Quality Assurance Program and Standard Operating Procedure ☐ 9 Conventional Groundwater Sample Collection ☒ 10 Low Flow Groundwater Sample Collection.

Field Team Leader JOHN BRAYTON (name) — signature

Groundwater Sample Collection

Page 1 of 1

GOLDER

Project/Phase	TR 19119232	Equipment Decon	☒ Dedicated equipment	Depth to Water	2.71 ft. BMP
Site Location	UPRR- HWPW		☐ Decon between locations	Casing Stickup	— ft.
Date	1-25-22	Reference Point	☒ Top of casing	☐ Depth to Water	ft. BGL
MW ID	MW94A	Location	Other	Total MW Depth	— ft. BGL
Sample ID	WG-1620-MW94A -20220125	Water Quality		MW Diameter	2.0 inches
Pump	☐ Waterra ☐ Submersible	Meter Model	HORIBA	MW Volume	1 gallons
	☒ Peristaltic ☐ Bladder	Unit Number	U-5000	Pump Intake Depth	ft. BGL

Standard volume capacity of monitoring wells: Schedule 40 PVC (1-inch OD, 0.04 gallons/foot; 2-inch OD, 0.16 gallons/foot; 4-inch OD, 0.65 gallons/foot)

Time D947	Purge Rate (L/min)	Cumulative Purge Volume (L)	Depth to Water (ft)	Temp (°C) ☐ NM	pH ☐ NM	Conductivity (µS/m or mS/cm) ☐ not measured	Dissolved Oxygen (mg/L) ☐ not measured	Redox Potential (mV) ☐ not measured	Turbidity (NTU) ☐ NM
0957	.2		3.12	19.21	6.86	826	0.39	-6	6.2
1002			3.16	19.27	6.81	847	0.21	-7	7.2
1007			3.18	19.29	6.82	851	0.24	-7	7.1

Purging was completed based on: ☒ stabilization of water quality parameters ☐ removal of three well volumes ☐ removal of at least one half well volume (low yield well)

Bottles Collected				Filtration	Preserved	Notes and Observations
Time	Volume	Composition (G / P)	No.	(10µm / 45µm)	(type)	(quality control sample, other)
1020	1L	G	2	☐ filtered ☒ unfiltered	—	
	40mL	G	3	☐ filtered ☒ unfiltered	HCL	
	120 mL	P	1	☐ filtered ☒ unfiltered	HNO3	

Notes: Record time at which purging is started. For low flow sampling, recommended stabilization criteria: temp ± 0.2°C; pH ± 0.1 units; conductivity ± 3%; DO ± 10%; ORP ± 10 mV; turbidity ± 10%; for at least three successive measurements that are made every 3-5 minutes with <1 foot of stable draw down.

Unless otherwise noted, groundwater sample collection was completed in accordance with the applicable requirements of Golder's Quality Assurance Program and Standard Operating Procedure ☐ 9 Conventional Groundwater Sample Collection ☒ 10 Low Flow Groundwater Sample Collection.

Field Team Leader JOHN BRAYTON (name) — signature

Groundwater Sample Collection

GOLDER

Project/Phase	TR 19119232	Equipment Decon	☒ Dedicated equipment	Depth to Water	5.19	ft. BMP
Site Location	UPRR- HWPW		☐ Decon between locations	Casing Stickup	—	ft.
Date	1-25-22	Reference Point	☒ Top of casing	☐ Depth to Water	5.19	ft. BGL
MW ID	MW33A	Location	Other	Total MW Depth	—	ft. BGL
Sample ID	WG-1620-MW33A-20220125	Water Quality		MW Diameter	2.0	inches
Pump	☐ Waterra ☐ Submersible	Meter Model	HORIBA	MW Volume	1	gallons
	☒ Peristaltic ☐ Bladder	Unit Number	U-5000	Pump Intake Depth		ft. BGL

Standard volume capacity of monitoring wells: Schedule 40 PVC (1-inch OD, 0.04 gallons/foot; 2-inch OD, 0.16 gallons/foot; 4-inch OD, 0.65 gallons/foot)

Time	Purge Rate (L/min)	Cumulative Purge Volume (L)	Depth to Water (ft)	Temp (°C) ☐ NM	pH ☐ NM	Conductivity (µS/m or mS/cm) ☐ not measured	Dissolved Oxygen (mg/L) ☐ not measured	Redox Potential (mV) ☐ not measured	Turbidity (NTU) ☐ NM
1041									
1051	.2	1	5.36	18.22	6.56	1120	0.21	-36	21.1
1056	↓	↓	5.38	18.31	6.59	1140	0.17	-32	16.7
1101	↓	↓	5.39	18.32	6.58	1150	0.18	-32	17.4

Purging was completed based on: ☒ stabilization of water quality parameters ☐ removal of three well volumes ☐ removal of at least one half well volume (low yield well)

Bottles Collected				Filtration	Preserved	Notes and Observations
Time	Volume	Composition (G / P)	No.	(10µm / 45µm)	(type)	(quality control sample, other)
1125	1L	G	2	☐ filtered ☒ unfiltered	—	
↓	40mL	G	3	☐ filtered ☒ unfiltered	HCL	
↓	120 mL	P	1	☒ filtered ☐ unfiltered	HNO3	

Notes: Record time at which purging is started. For low flow sampling, recommended stabilization criteria: temp ± 0.2°C; pH ± 0.1 units; conductivity ± 3%; DO ± 10%; ORP ± 10 mV; turbidity ± 10%; for at least three successive measurements that are made every 3-5 minutes with <1 foot of stable draw down.

Unless otherwise noted, groundwater sample collection was completed in accordance with the applicable requirements of Golder's Quality Assurance Program and Standard Operating Procedure ☐ 9 Conventional Groundwater Sample Collection ☒ 10 Low Flow Groundwater Sample Collection.

Field Team Leader JOHN BRAYTON (name) — signature

Groundwater Sample Collection

Page 1 of 1

GOLDER

Project/Phase	19119232	Equipment Decon	☒ Dedicated equipment	Depth to Water	7.26	ft. BMP
Site Location	UPRR- HWPW		☐ Decon between locations	Casing Stickup	—	ft.
Date	1-25-22	Reference Point	☒ Top of casing	☐ Depth to Water	7.26	ft. BGL
MW ID	MW27A	Location	Other	Total MW Depth	—	ft. BGL
Sample ID	WG-1620-MW27A-20220125	Water Quality		MW Diameter	2.0	inches
Pump	☐ Waterra ☐ Submersible	Meter Model	HORIBA	MW Volume	1	gallons
	☒ Peristaltic ☐ Bladder	Unit Number	U-5000	Pump Intake Depth	1	ft. BGL

Standard volume capacity of monitoring wells: Schedule 40 PVC (1-inch OD, 0.04 gallons/foot; 2-inch OD, 0.16 gallons/foot; 4-inch OD, 0.65 gallons/foot)

Time	Purge Rate	Cumulative Purge Volume	Depth to Water	Temp (°C)	pH	Conductivity (µS/m or mS/cm)	Dissolved Oxygen (mg/L)	Redox Potential (mV)	Turbidity (NTU)
1148	(L/min)	(L)	(ft)	☐ NM	☐ NM	☐ not measured	☐ not measured	☐ not measured	☐ NM
1158	.2	1	7.46	20.12	6.93	839	0.21	-31	3.6
1203	↓	↓	7.49	20.16	6.97	846	0.26	-26	3.9
1208	↓	↓	7.50	20.17	6.96	849	0.28	-25	4.2

Purging was completed based on: ☒ stabilization of water quality parameters ☐ removal of three well volumes ☐ removal of at least one half well volume (low yield well)

Bottles Collected				Filtration	Preserved	Notes and Observations
Time	Volume	Composition (G / P)	No.	(10µm / 45µm)	(type)	(quality control sample, other)
1220	1L	G	2	☐ filtered ☒ unfiltered	—	
↓	40mL	G	3	☐ filtered ☒ unfiltered	HCL	
↓	120 mL	P	1	☐ filtered ☒ unfiltered	HNO3	

Notes: Record time at which purging is started. For low flow sampling, recommended stabilization criteria: temp ± 0.2°C; pH ± 0.1 units; conductivity ± 3%; DO ± 10%; ORP ± 10 mV; turbidity ± 10%; for at least three successive measurements that are made every 3-5 minutes with <1 foot of stable draw down.

Unless otherwise noted, groundwater sample collection was completed in accordance with the applicable requirements of Golder's Quality Assurance Program and Standard Operating Procedure ☐ 9 Conventional Groundwater Sample Collection / ☒ 10 Low Flow Groundwater Sample Collection.

Field Team Leader JOHN BRAYTON (name) — signature

Groundwater Sample Collection

Page 1 of 1

GOLDER

Project/Phase	19119232	Equipment Decon	☒ Dedicated equipment	Depth to Water	7.86	ft. BMP
Site Location	UPRR- HWPW		☐ Decon between locations	Casing Stickup	—	ft.
Date	1-25-22	Reference Point	☒ Top of casing	☐ Depth to Water	7.86	ft. BGL
MW ID	MW36A	Location	Other	Total MW Depth	—	ft. BGL
Sample ID	WG-1620-MW36A-20220125	Water Quality		MW Diameter	2.0	inches
Pump	☐ Waterra ☐ Submersible	Meter Model	HORIBA	MW Volume	1	gallons
	☒ Peristaltic ☐ Bladder	Unit Number	U-5000	Pump Intake Depth	1	ft. BGL

Standard volume capacity of monitoring wells: Schedule 40 PVC (1-inch OD, 0.04 gallons/foot; 2-inch OD, 0.16 gallons/foot; 4-inch OD, 0.65 gallons/foot)

Time	Purge Rate (L/min)	Cumulative Purge Volume (L)	Depth to Water (ft)	Temp (°C) ☐ NM	pH ☐ NM	Conductivity (µS/m or mS/cm) ☐ not measured	Dissolved Oxygen (mg/L) ☐ not measured	Redox Potential (mV) ☐ not measured	Turbidity (NTU) ☐ NM
1247									
1257	.2	1	8.17	20.34	6.71	876	0.34	-47	8.6
1302	1	1	8.19	20.41	6.76	891	0.39	-51	9.5
1307	↓	1	8.19	20.42	6.77	893	0.38	-52	9.9

Purging was completed based on: ☒ stabilization of water quality parameters ☐ removal of three well volumes ☐ removal of at least one half well volume (low yield well)

Bottles Collected				Filtration	Preserved	Notes and Observations
Time	Volume	Composition (G / P)	No.	(10µm / 45µm)	(type)	(quality control sample, other)
1320	1L	G	2	☐ filtered ☒ unfiltered	—	
↓	40mL	G	3	☐ filtered ☒ unfiltered	HCL	
↓	120 mL	P	1	☐ filtered ☒ unfiltered	HNO3	

Notes: Record time at which purging is started. For low flow sampling, recommended stabilization criteria: temp ± 0.2°C; pH ± 0.1 units; conductivity ± 3%; DO ± 10%; ORP ± 10 mV; turbidity ± 10%; for at least three successive measurements that are made every 3-5 minutes with <1 foot of stable draw down.

Unless otherwise noted, groundwater sample collection was completed in accordance with the applicable requirements of Golder's Quality Assurance Program and Standard Operating Procedure ☐ 9 Conventional Groundwater Sample Collection ☒ 10 Low Flow Groundwater Sample Collection.

Field Team Leader JOHN BRAYTON (name) — signature

Groundwater Sample Collection

Page 1 of 1

GOLDER

Project/Phase	TR 19119232	Equipment Decon	☒ Dedicated equipment	Depth to Water	7.02	ft. BMP
Site Location	UPRR- HWPW		☐ Decon between locations	Casing Stickup	—	ft.
Date	1-25-22	Reference Point	☒ Top of casing	☐ Depth to Water	7.02	ft. BGL
MW ID	MW25A	Location	Other	Total MW Depth	—	ft. BGL
Sample ID	WG-1620-MW25A-20220125	Water Quality		MW Diameter	2.0	inches
Pump	☐ Waterra ☐ Submersible	Meter Model	HORIBA	MW Volume	1	gallons
	☒ Peristaltic ☐ Bladder	Unit Number	U-5000	Pump Intake Depth		ft. BGL

Standard volume capacity of monitoring wells: Schedule 40 PVC (1-inch OD, 0.04 gallons/foot; 2-inch OD, 0.16 gallons/foot; 4-inch OD, 0.65 gallons/foot)

Time	Purge Rate (L/min)	Cumulative Purge Volume (L)	Depth to Water (ft)	Temp (°C) ☐ NM	pH ☐ NM	Conductivity (µS/m or mS/cm) ☐ not measured	Dissolved Oxygen (mg/L) ☐ not measured	Redox Potential (mV) ☐ not measured	Turbidity (NTU) ☐ NM
1339									
1349	.2	1	7.31	19.96	6.51	729	0.81	21	18.6
1354	↓	↓	7.34	19.91	6.57	716	0.56	20	17.1
1359	↓	↓	7.33	19.93	6.58	719	0.59	21	17.4

Purging was completed based on: ☒ stabilization of water quality parameters ☐ removal of three well volumes ☐ removal of at least one half well volume (low yield well)

Bottles Collected				Filtration	Preserved	Notes and Observations
Time	Volume	Composition (G / P)	No.	(10µm / 45µm)	(type)	(quality control sample, other)
1415	1L	G	2	☐ filtered ☒ unfiltered	—	
↓	40mL	G	3	☐ filtered ☒ unfiltered	HCL	
↓	120 mL	P	1	☒ filtered ☐ unfiltered	HNO_3	

Notes: Record time at which purging is started. For low flow sampling, recommended stabilization criteria: temp ± 0.2°C; pH ± 0.1 units; conductivity ± 3%; DO ± 10%; ORP ± 10 mV; turbidity ± 10%; for at least three successive measurements that are made every 3-5 minutes with <1 foot of stable draw down.

Unless otherwise noted, groundwater sample collection was completed in accordance with the applicable requirements of Golder's Quality Assurance Program and Standard Operating Procedure ☐ 9 Conventional Groundwater Sample Collection ☒ 10 Low Flow Groundwater Sample Collection.

Field Team Leader JOHN BRAYTON (name) — signature

Groundwater Sample Collection

Page 1 of 1

GOLDER

Project/Phase	19119232	Equipment Decon	☒ Dedicated equipment	Depth to Water	15.41	ft. BMP
Site Location	UPRR- HWPW		☐ Decon between locations	Casing Stickup	—	ft.
Date	1-25-22	Reference Point	☒ Top of casing	☐ Depth to Water	15.41	ft. BGL
MW ID	MW25C-[redacted]	Location	Other	Total MW Depth	—	ft. BGL
Sample ID	WG-1620-MW25C-20220125	Water Quality		MW Diameter	2.0	inches
Pump	☐ Waterra ☐ Submersible	Meter Model	HORIBA	MW Volume	1	gallons
	☒ Peristaltic ☐ Bladder	Unit Number	U-5000	Pump Intake Depth		ft. BGL

Standard volume capacity of monitoring wells: Schedule 40 PVC (1-inch OD, 0.04 gallons/foot; 2-inch OD, 0.16 gallons/foot; 4-inch OD, 0.65 gallons/foot)

Time	Purge Rate (L/min)	Cumulative Purge Volume (L)	Depth to Water (ft)	Temp (°C) ☐ NM	pH ☐ NM	Conductivity (µS/m or mS/cm) ☐ not measured	Dissolved Oxygen (mg/L) ☐ not measured	Redox Potential (mV) ☐ not measured	Turbidity (NTU) ☐ NM
1431									
1441	.2	1	15.72	20.67	6.79	626	0.39	18	26.7
1446	↓	↓	15.74	20.46	6.83	647	0.47	21	24.2
1451	↓	↓	15.76	20.46	6.82	649	0.48	20	24.7

Purging was completed based on: ☒ stabilization of water quality parameters ☐ removal of three well volumes ☐ removal of at least one half well volume (low yield well)

Bottles Collected				Filtration	Preserved	Notes and Observations
Time	Volume	Composition (G / P)	No.	(10µm / 45µm)	(type)	(quality control sample, other)
1505	1L	G	2	☐ filtered ☒ unfiltered	—	
↓	40mL	G	3	☐ filtered ☒ unfiltered	HCL	
↓	120 mL	P	1	☒ filtered ☐ unfiltered	HNO3	

Notes: Record time at which purging is started. For low flow sampling, recommended stabilization criteria: temp ± 0.2°C; pH ± 0.1 units; conductivity ± 3%; DO ± 10%; ORP ± 10 mV; turbidity ± 10%; for at least three successive measurements that are made every 3-5 minutes with <1 foot of stable draw down.

Unless otherwise noted, groundwater sample collection was completed in accordance with the applicable requirements of Golder's Quality Assurance Program and Standard Operating Procedure ☐ 9 Conventional Groundwater Sample Collection ☒ 10 Low Flow Groundwater Sample Collection.

Field Team Leader JOHN BRAYTON (name) [signature]

Groundwater Sample Collection

GOLDER

Project/Phase	TR 19119232	Equipment Decon	☒ Dedicated equipment	Depth to Water	15.62	ft. BMP
Site Location	UPRR- HWPW		☐ Decon between locations	Casing Stickup	—	ft.
Date	1-25-22	Reference Point	☒ Top of casing	☐ Depth to Water	15.62	ft. BGL
MW ID	MW45C	Location	Other	Total MW Depth	—	ft. BGL
Sample ID	WG-1620-MW45C-20220125	Water Quality		MW Diameter	2.0	inches
Pump	☐ Waterra ☐ Submersible	Meter Model	HORIBA	MW Volume	1	gallons
	☒ Peristaltic ☐ Bladder	Unit Number	U-5000	Pump Intake Depth		ft. BGL

Standard volume capacity of monitoring wells: Schedule 40 PVC (1-inch OD, 0.04 gallons/foot; 2-inch OD, 0.16 gallons/foot; 4-inch OD, 0.65 gallons/foot)

Time	Purge Rate (L/min)	Cumulative Purge Volume (L)	Depth to Water (ft)	Temp (°C) ☐ NM	pH ☐ NM	Conductivity (µS/m or mS/cm) ☐ not measured	Dissolved Oxygen (mg/L) ☐ not measured	Redox Potential (mV) ☐ not measured	Turbidity (NTU) ☐ NM
1522									
1532	.2	1	15.91	20.61	6.86	1220	0.41	6	23.6
1537	↓	↓	15.90	20.64	6.89	1190	0.46	9	22.9
1542	↓	↓	15.90	20.7	6.89	1190	0.47	8	22.8

Purging was completed based on: ☒ stabilization of water quality parameters ☐ removal of three well volumes ☐ removal of at least one half well volume (low yield well)

Bottles Collected				Filtration	Preserved	Notes and Observations
Time	Volume	Composition (G / P)	No.	(10µm / 45µm)	(type)	(quality control sample, other)
1555	1L	G	2	☐ filtered ☒ unfiltered	—	
↓	40mL	G	3	☐ filtered ☒ unfiltered	HCL	
↓	120 mL	P	1	☒ filtered ☐ unfiltered	HNO_3	

Notes: Record time at which purging is started. For low flow sampling, recommended stabilization criteria: temp ± 0.2°C; pH ± 0.1 units; conductivity ± 3%; DO ± 10%; ORP ± 10 mV; turbidity ± 10%; for at least three successive measurements that are made every 3-5 minutes with <1 foot of stable draw down.

Unless otherwise noted, groundwater sample collection was completed in accordance with the applicable requirements of Golder's Quality Assurance Program and Standard Operating Procedure ☐ 9 Conventional Groundwater Sample Collection ☒ 10 Low Flow Groundwater Sample Collection.

Field Team Leader JOHN BRAYTON (name) — signature

Groundwater Sample Collection

GOLDER

Project/Phase	19119232	Equipment Decon	☒ Dedicated equipment	Depth to Water	8.61	ft. BMP
Site Location	UPRR- HWPW		☐ Decon between locations	Casing Stickup	—	ft.
Date	1-25-22	Reference Point	☒ Top of casing	☐ Depth to Water	8.621	ft. BGL
MW ID	MW44A	Location	Other	Total MW Depth	—	ft. BGL
Sample ID	WG-1620-MW44A-20220125	Water Quality		MW Diameter	2.0	inches
Pump	☐ Waterra ☐ Submersible	Meter Model	HORIBA	MW Volume	1	gallons
	☒ Peristaltic ☐ Bladder	Unit Number	U-5000	Pump Intake Depth		ft. BGL

Standard volume capacity of monitoring wells: Schedule 40 PVC (1-inch OD, 0.04 gallons/foot; 2-inch OD, 0.16 gallons/foot; 4-inch OD, 0.65 gallons/foot)

Time	Purge Rate (L/min)	Cumulative Purge Volume (L)	Depth to Water (ft)	Temp (°C) ☐ NM	pH ☐ NM	Conductivity (µS/m or mS/cm) ☐ not measured	Dissolved Oxygen (mg/L) ☐ not measured	Redox Potential (mV) ☐ not measured	Turbidity (NTU) ☐ NM
1617									
1627	.2	1	8.96	19.77	6.86	1090	0.57	-67	27.4
1632	↓	↓	8.94	19.84	6.84	1060	0.48	-69	21.2
1637	↓	↓	8.94	19.85	6.85	1070	0.50	-69	22.3

Purging was completed based on: ☒ stabilization of water quality parameters ☐ removal of three well volumes ☐ removal of at least one half well volume (low yield well)

Bottles Collected				Filtration	Preserved	Notes and Observations
Time	Volume	Composition (G / P)	No.	(10µm / 45µm)	(type)	(quality control sample, other)
1650	1L	G	2	☐ filtered ☒ unfiltered	—	
↓	40mL	G	3	☐ filtered ☒ unfiltered	HCL	
↓	120 mL	P	1	☒ filtered ☐ unfiltered	HNO3	

Notes: Record time at which purging is started. For low flow sampling, recommended stabilization criteria: temp ± 0.2°C; pH ± 0.1 units; conductivity ± 3%; DO ± 10%; ORP ± 10 mV; turbidity ± 10%; for at least three successive measurements that are made every 3-5 minutes with <1 foot of stable draw down.

Unless otherwise noted, groundwater sample collection was completed in accordance with the applicable requirements of Golder's Quality Assurance Program and Standard Operating Procedure ☐ 9 Conventional Groundwater Sample Collection ☒ 10 Low Flow Groundwater Sample Collection.

Field Team Leader JOHN BRAYTON (name) — signature

(*) WG-1620-FB10-20220125
1715-Sample time

Groundwater Sample Collection

Page 1 of 1

GOLDER

Project/Phase	19119232	Equipment Decon	☒ Dedicated equipment	Depth to Water	3.71	ft. BMP
Site Location	UPRR- HWPW		☐ Decon between locations	Casing Stickup	—	ft.
Date	1-27-22	Reference Point	☒ Top of casing	☐ Depth to Water	3.71	ft. BGL
MW ID	MW38A	Location	Other	Total MW Depth	—	ft. BGL
Sample ID	WG-1620-MW38A -20220127	Water Quality		MW Diameter	2.0	inches
Pump	☐ Waterra ☐ Submersible	Meter Model	HORIBA	MW Volume	1	gallons
	☒ Peristaltic ☐ Bladder	Unit Number	U-5000	Pump Intake Depth	1	ft. BGL

Standard volume capacity of monitoring wells: Schedule 40 PVC (1-inch OD, 0.04 gallons/foot; 2-inch OD, 0.16 gallons/foot; 4-inch OD, 0.65 gallons/foot)

Time 0712	Purge Rate (L/min)	Cumulative Purge Volume (L)	Depth to Water (ft)	Temp (°C) ☐ NM	pH ☐ NM	Conductivity (µS/m or mS/cm) ☐ not measured	Dissolved Oxygen (mg/L) ☐ not measured	Redox Potential (mV) ☐ not measured	Turbidity (NTU) ☐ NM
0722	.2	1	3.96	17.89	6.94	417	0.46	14	5.6
0727	↓	↓	3.95	17.67	6.97	429	0.49	16	6.2
0732	↓	↓	3.94	19.69	6.96	431	0.48	16	6.6

Purging was completed based on: ☒ stabilization of water quality parameters ☐ removal of three well volumes ☐ removal of at least one half well volume (low yield well)

Bottles Collected				Filtration	Preserved	Notes and Observations
Time	Volume	Composition (G / P)	No.	(10µm / 45µm)	(type)	(quality control sample, other)
0745	1L	G	2	☐ filtered ☒ unfiltered	—	
↓	40mL	G	3	☐ filtered ☒ unfiltered	HCL	
↓	120 mL	P	1	☐ filtered ☒ unfiltered	HNO_3	

Notes: Record time at which purging is started. For low flow sampling, recommended stabilization criteria: temp ± 0.2°C; pH ± 0.1 units; conductivity ± 3%; DO ± 10%; ORP ± 10 mV; turbidity ± 10%; for at least three successive measurements that are made every 3-5 minutes with <1 foot of stable draw down.

Unless otherwise noted, groundwater sample collection was completed in accordance with the applicable requirements of Golder's Quality Assurance Program and Standard Operating Procedure ☐ 9 Conventional Groundwater Sample Collection ☒ 10 Low Flow Groundwater Sample Collection.

Field Team Leader JOHN BRAYTON (name) — signature

Groundwater Sample Collection

Page 1 of 1

GOLDER

Project/Phase	19119232	Equipment Decon	☒ Dedicated equipment	Depth to Water	0.33	ft. BMP
Site Location	UPRR- HWPW		☐ Decon between locations	Casing Stickup	—	ft.
Date	1-27-22	Reference Point	☒ Top of casing	☐ Depth to Water	0.33	ft. BGL
MW ID	MW-22AR	Location	Other	Total MW Depth	—	ft. BGL
Sample ID	WG-1620-MW22AR-20220127	Water Quality		MW Diameter	2.0	inches
Pump	☐ Waterra ☐ Submersible	Meter Model	HORIBA	MW Volume	1	gallons
	☒ Peristaltic ☐ Bladder	Unit Number	U-5000	Pump Intake Depth	1	ft. BGL

Standard volume capacity of monitoring wells: Schedule 40 PVC (1-inch OD, 0.04 gallons/foot; 2-inch OD, 0.16 gallons/foot; 4-inch OD, 0.65 gallons/foot)

Time	Purge Rate (L/min)	Cumulative Purge Volume (L)	Depth to Water (ft)	Temp (°C) ☐ NM	pH ☐ NM	Conductivity (µS/m or mS/cm) ☐ not measured	Dissolved Oxygen (mg/L) ☐ not measured	Redox Potential (mV) ☐ not measured	Turbidity (NTU) ☐ NM
0806									
0816	.2	1	0.76	19.12	6.74	817	0.76	-56	8.6
0821	↓	↓	0.78	19.22	6.77	829	0.58	-61	9.2
0826	↓	↓	0.78	19.23	6.78	823	0.61	-60	9.4

Purging was completed based on: ☒ stabilization of water quality parameters ☐ removal of three well volumes ☐ removal of at least one half well volume (low yield well)

Bottles Collected				Filtration	Preserved	Notes and Observations
Time	Volume	Composition (G / P)	No.	(10µm / 45µm)	(type)	(quality control sample, other)
0840	1L	G	2	☐ filtered ☒ unfiltered	—	
↓	40mL	G	3	☐ filtered ☒ unfiltered	HCL	
↓	120 mL	P	1	☐ filtered ☒ unfiltered	HNO3	

Notes: Record time at which purging is started. For low flow sampling, recommended stabilization criteria: temp ± 0.2°C; pH ± 0.1 units; conductivity ± 3%; DO ± 10%; ORP ± 10 mV; turbidity ± 10%; for at least three successive measurements that are made every 3-5 minutes with <1 foot of stable draw down.

Unless otherwise noted, groundwater sample collection was completed in accordance with the applicable requirements of Golder's Quality Assurance Program and Standard Operating Procedure ☐ 9 Conventional Groundwater Sample Collection ☒ 10 Low Flow Groundwater Sample Collection.

Field Team Leader JOHN BRAYTON (name) — signature

Groundwater Sample Collection

GOLDER

Project/Phase	19119232	Equipment Decon	☒ Dedicated equipment	Depth to Water	3.39	ft. BMP
Site Location	UPRR- HWPW		☐ Decon between locations	Casing Stickup	—	ft.
Date	1-27-22	Reference Point	☒ Top of casing	☐ Depth to Water	3.39	ft. BGL
MW ID	MW35A	Location	Other	Total MW Depth	—	ft. BGL
Sample ID	WG-1620-MW35A -20220127	Water Quality		MW Diameter	2.0	inches
Pump	☐ Waterra ☐ Submersible	Meter Model	HORIBA	MW Volume	1	gallons
	☒ Peristaltic ☐ Bladder	Unit Number	U-5000	Pump Intake Depth		ft. BGL

Standard volume capacity of monitoring wells: Schedule 40 PVC (1-inch OD, 0.04 gallons/foot; 2-inch OD, 0.16 gallons/foot; 4-inch OD, 0.65 gallons/foot)

Time	Purge Rate (L/min)	Cumulative Purge Volume (L)	Depth to Water (ft)	Temp (°C) ☐ NM	pH ☐ NM	Conductivity (µS/m or mS/cm) ☐ not measured	Dissolved Oxygen (mg/L) ☐ not measured	Redox Potential (mV) ☐ not measured	Turbidity (NTU) ☐ NM
1139									
1149	.2	1	3.56	19.29	6.79	1030	0.43	-27	12.9
1154			3.59	20.13	6.82	1060	0.48	-23	13.6
1159			3.60	20.11	6.82	1050	0.48	-24	13.3

Purging was completed based on: ☒ stabilization of water quality parameters ☐ removal of three well volumes ☐ removal of at least one half well volume (low yield well)

Bottles Collected				Filtration	Preserved	Notes and Observations
Time	Volume	Composition (G / P)	No.	(10µm / 45µm)	(type)	(quality control sample, other)
1215	1L	G	2	☐ filtered ☒ unfiltered	—	
	40mL	G	3	☐ filtered ☒ unfiltered	HCL	
	120 mL	P	1	☐ filtered ☒ unfiltered	HNO3	

Notes: Record time at which purging is started. For low flow sampling, recommended stabilization criteria: temp ± 0.2°C; pH ± 0.1 units; conductivity ± 3%; DO ± 10%; ORP ± 10 mV; turbidity ± 10%; for at least three successive measurements that are made every 3-5 minutes with <1 foot of stable draw down.

Unless otherwise noted, groundwater sample collection was completed in accordance with the applicable requirements of Golder's Quality Assurance Program and Standard Operating Procedure ☐ 9 Conventional Groundwater Sample Collection ☒ 10 Low Flow Groundwater Sample Collection.

Field Team Leader JOHN BRAYTON (name) — signature

Groundwater Sample Collection

Page 1 of 1

GOLDER

Project/Phase	19119232	Equipment Decon	☒ Dedicated equipment	Depth to Water	5.41	ft. BMP
Site Location	UPRR- HWPW		☐ Decon between locations	Casing Stickup	—	ft.
Date	1-27-22	Reference Point	☒ Top of casing	☐ Depth to Water	5.41	ft. BGL
MW ID	MW28A	Location	Other	Total MW Depth	—	ft. BGL
Sample ID	WG-1620-MW28A-20220127	Water Quality		MW Diameter	2.0	inches
Pump	☐ Waterra ☐ Submersible	Meter Model	HORIBA	MW Volume	1	gallons
	☒ Peristaltic ☐ Bladder	Unit Number	U-5000	Pump Intake Depth	1	ft. BGL

Standard volume capacity of monitoring wells: Schedule 40 PVC (1-inch OD, 0.04 gallons/foot; 2-inch OD, 0.16 gallons/foot; 4-inch OD, 0.65 gallons/foot)

Time	Purge Rate (L/min)	Cumulative Purge Volume (L)	Depth to Water (ft)	Temp (°C) ☐ NM	pH ☐ NM	Conductivity (µS/m or mS/cm) ☐ not measured	Dissolved Oxygen (mg/L) ☐ not measured	Redox Potential (mV) ☐ not measured	Turbidity (NTU) ☐ NM
1318									
1328	.2	1	5.71	21.17	7.41	1170	0.96	-14	18.9
1333	↓	↓	5.77	21.02	7.29	1120	1.02	-22	14.7
1338	↓	↓	5.81	21.01	7.31	1140	1.06	-24	15.6

Purging was completed based on: ☒ stabilization of water quality parameters ☐ removal of three well volumes ☐ removal of at least one half well volume (low yield well)

Bottles Collected				Filtration	Preserved	Notes and Observations
Time	Volume	Composition (G / P)	No.	(10µm / 45µm)	(type)	(quality control sample, other)
1350	1L	G	2	☐ filtered ☒ unfiltered	—	
↓	40mL	G	3	☐ filtered ☒ unfiltered	HCL	
↓	120 mL	P	1	☐ filtered ☐ unfiltered	HNO3	

Notes: Record time at which purging is started. For low flow sampling, recommended stabilization criteria: temp ± 0.2°C; pH ± 0.1 units; conductivity ± 3%; DO ± 10%; ORP ± 10 mV; turbidity ± 10%; for at least three successive measurements that are made every 3-5 minutes with <1 foot of stable draw down.

Unless otherwise noted, groundwater sample collection was completed in accordance with the applicable requirements of Golder's Quality Assurance Program and Standard Operating Procedure ☐ 9 Conventional Groundwater Sample Collection ☒ 10 Low Flow Groundwater Sample Collection.

Field Team Leader JOHN BRAYTON (name) — signature

Groundwater Sample Collection

Page 1 of 1

GOLDER

Project/Phase	19119232	Equipment Decon	☒ Dedicated equipment	Depth to Water	22.71 ft. BMP
Site Location	UPRR- HWPW		☐ Decon between locations	Casing Stickup	— ft.
Date	1-27-22	Reference Point	☒ Top of casing	☐ Depth to Water	22.71 ft. BGL
MW ID	MW21C	Location	Other	Total MW Depth	— ft. BGL
Sample ID	WG-1620-MW21C-20220127	Water Quality		MW Diameter	2.0 inches
Pump	☐ Waterra ☐ Submersible	Meter Model	HORIBA	MW Volume	1 gallons
	☒ Peristaltic ☐ Bladder	Unit Number	U-5000	Pump Intake Depth	ft. BGL

Standard volume capacity of monitoring wells: Schedule 40 PVC (1-inch OD, 0.04 gallons/foot; 2-inch OD, 0.16 gallons/foot; 4-inch OD, 0.65 gallons/foot)

Time	Purge Rate (L/min)	Cumulative Purge Volume (L)	Depth to Water (ft)	Temp (°C) ☐ NM	pH ☐ NM	Conductivity (µS/m or mS/cm) ☐ not measured	Dissolved Oxygen (mg/L) ☐ not measured	Redox Potential (mV) ☐ not measured	Turbidity (NTU) ☐ NM
0902									
0912	.2		22.99	19.27	6.77	726	0.42	-33	8.9
0917			23.02	19.32	6.64	741	0.46	-36	9.6
0922			23.03	19.31	6.67	738	0.47	-37	9.1

Purging was completed based on: ☒ stabilization of water quality parameters ☐ removal of three well volumes ☐ removal of at least one half well volume (low yield well)

Bottles Collected				Filtration	Preserved	Notes and Observations
Time	Volume	Composition (G / P)	No.	(10µm / 45µm)	(type)	(quality control sample, other)
0935	1L	G	2	☐ filtered ☒ unfiltered	—	
	40mL	G	3	☐ filtered ☒ unfiltered	HCL	
	120 mL	P	1	☐ filtered ☒ unfiltered	HNO3	

Notes: Record time at which purging is started. For low flow sampling, recommended stabilization criteria: temp ± 0.2°C; pH ± 0.1 units; conductivity ± 3%; DO ± 10%; ORP ± 10 mV; turbidity ± 10%; for at least three successive measurements that are made every 3-5 minutes with <1 foot of stable draw down.

Unless otherwise noted, groundwater sample collection was completed in accordance with the applicable requirements of Golder's Quality Assurance Program and Standard Operating Procedure ☐ 9 Conventional Groundwater Sample Collection ☒ 10 Low Flow Groundwater Sample Collection.

Field Team Leader JOHN BRAYTON (name) [signature] (signature)

(A) WG-1620-~~[illegible]~~ FD07-20220127

0935 - sample time

Groundwater Sample Collection

Page 1 of 1

GOLDER

Project/Phase	19119232	Equipment Decon	☒ Dedicated equipment	Depth to Water	6.37	ft. BMP
Site Location	UPRR- HWPW		☐ Decon between locations	Casing Stickup	—	ft.
Date	1-27-22	Reference Point	☒ Top of casing	☐ Depth to Water	6.37	ft. BGL
MW ID	MW12B	Location	Other	Total MW Depth	—	ft. BGL
Sample ID	WG-1620-MW12B-20220127	Water Quality		MW Diameter	2.0	inches
Pump	☐ Waterra ☐ Submersible	Meter Model	HORIBA	MW Volume	1	gallons
	☒ Peristaltic ☐ Bladder	Unit Number	U-5000	Pump Intake Depth		ft. BGL

Standard volume capacity of monitoring wells: Schedule 40 PVC (1-inch OD, 0.04 gallons/foot; 2-inch OD, 0.16 gallons/foot; 4-inch OD, 0.65 gallons/foot)

Time	Purge Rate (L/min)	Cumulative Purge Volume (L)	Depth to Water (ft)	Temp (°C) ☐ NM	pH ☐ NM	Conductivity (µS/m or mS/cm) ☐ not measured	Dissolved Oxygen (mg/L) ☐ not measured	Redox Potential (mV) ☐ not measured	Turbidity (NTU) ☐ NM
0956									
1006	.2	1	6.51	18.71	6.76	634	1.06	-36	21.7
1011	↓	↓	6.52	18.67	6.74	651	0.76	-39	26.8
1016	↓	↓	6.51	18.68	6.73	656	0.81	-38	20.6

Purging was completed based on: ☒ stabilization of water quality parameters ☐ removal of three well volumes ☐ removal of at least one half well volume (low yield well)

Bottles Collected				Filtration	Preserved	Notes and Observations
Time	Volume	Composition (G / P)	No.	(10µm / 45µm)	(type)	(quality control sample, other)
1030	1L	G	2	☐ filtered ☒ unfiltered	—	
↓	40mL	G	3	☐ filtered ☒ unfiltered	HCL	
↓	120 mL	P	1	☒ filtered ☐ unfiltered	HNO_3	

Notes: Record time at which purging is started. For low flow sampling, recommended stabilization criteria: temp ± 0.2°C; pH ± 0.1 units; conductivity ± 3%; DO ± 10%; ORP ± 10 mV; turbidity ± 10%; for at least three successive measurements that are made every 3-5 minutes with <1 foot of stable draw down.

Unless otherwise noted, groundwater sample collection was completed in accordance with the applicable requirements of Golder's Quality Assurance Program and Standard Operating Procedure ☐ 9 Conventional Groundwater Sample Collection ☒ 10 Low Flow Groundwater Sample Collection.

Field Team Leader JOHN BRAYTON (name) — signature

Groundwater Sample Collection

Page 1 of 1

GOLDER

Project/Phase	19119232	Equipment Decon	☒ Dedicated equipment	Depth to Water	3.68 ft. BMP
Site Location	UPRR- HWPW		☐ Decon between locations	Casing Stickup	— ft.
Date	1-27-22	Reference Point	☒ Top of casing	☐ Depth to Water	3.68 ft. BGL
MW ID	MW35B	Location	Other	Total MW Depth	— ft. BGL
Sample ID	WG-1620-MW35B -20220127	Water Quality		MW Diameter	2.0 inches
Pump	☐ Waterra ☐ Submersible	Meter Model	HORIBA	MW Volume	1 gallons
	☒ Peristaltic ☐ Bladder	Unit Number	U-5000	Pump Intake Depth	1 ft. BGL

Standard volume capacity of monitoring wells: Schedule 40 PVC (1-inch OD, 0.04 gallons/foot; 2-inch OD, 0.16 gallons/foot; 4-inch OD, 0.65 gallons/foot)

Time	Purge Rate (L/min)	Cumulative Purge Volume (L)	Depth to Water (ft)	Temp (°C) ☐ NM	pH ☐ NM	Conductivity (µS/m or mS/cm) ☐ not measured	Dissolved Oxygen (mg/L) ☐ not measured	Redox Potential (mV) ☐ not measured	Turbidity (NTU) ☐ NM
1223									
1233	.2	1	3.96	20.21	6.67	816	0.34	-7	14.9
1238	↓	↓	3.99	20.28	6.72	826	0.37	-9	16.7
1243	↓	↓	3.99	20.29	6.74	824	0.38	-9	16.1

Purging was completed based on: ☒ stabilization of water quality parameters ☐ removal of three well volumes ☐ removal of at least one half well volume (low yield well)

Bottles Collected				Filtration	Preserved	Notes and Observations
Time	Volume	Composition (G / P)	No.	(10µm / 45µm)	(type)	(quality control sample, other)
1255	1L	G	2	☐ filtered ☒ unfiltered	—	
↓	40mL	G	3	☐ filtered ☒ unfiltered	HCL	
↓	120 mL	P	1	☒ filtered ☐ unfiltered	HNO_3	

Notes: Record time at which purging is started. For low flow sampling, recommended stabilization criteria: temp ± 0.2°C; pH ± 0.1 units; conductivity ± 3%; DO ± 10%; ORP ± 10 mV; turbidity ± 10%; for at least three successive measurements that are made every 3-5 minutes with <1 foot of stable draw down.

Unless otherwise noted, groundwater sample collection was completed in accordance with the applicable requirements of Golder's Quality Assurance Program and Standard Operating Procedure ☐ 9 Conventional Groundwater Sample Collection ☒ 10 Low Flow Groundwater Sample Collection.

Field Team Leader JOHN BRAYTON (name) — signature

Groundwater Sample Collection

GOLDER

Project/Phase	19119232	Equipment Decon	☒ Dedicated equipment	Depth to Water	4.37	ft. BMP
Site Location	UPRR- HWPW		☐ Decon between locations	Casing Stickup	—	ft.
Date	1-27-22	Reference Point	☒ Top of casing	☐ Depth to Water	4.37	ft. BGL
MW ID	MW32B	Location	Other	Total MW Depth	—	ft. BGL
Sample ID	WG-1620-MW32B-20220127	Water Quality		MW Diameter	2.0	inches
Pump	☐ Waterra ☐ Submersible	Meter Model	HORIBA	MW Volume	1	gallons
	☒ Peristaltic ☐ Bladder	Unit Number	U-5000	Pump Intake Depth	1	ft. BGL

Standard volume capacity of monitoring wells: Schedule 40 PVC (1-inch OD, 0.04 gallons/foot; 2-inch OD, 0.16 gallons/foot; 4-inch OD, 0.65 gallons/foot)

Time	Purge Rate (L/min)	Cumulative Purge Volume (L)	Depth to Water (ft)	Temp (°C) ☐ NM	pH ☐ NM	Conductivity (µS/m or mS/cm) ☐ not measured	Dissolved Oxygen (mg/L) ☐ not measured	Redox Potential (mV) ☐ not measured	Turbidity (NTU) ☐ NM
1426									
1436	.2	1	4.61	20.53	6.77	469	0.72	-13	24.9
1441	↓	↓	4.64	20.56	6.81	484	0.56	-12	24.7
1446	↓	↓	4.64	20.57	6.82	489	0.61	-12	22.6

Purging was completed based on: ☒ stabilization of water quality parameters ☐ removal of three well volumes ☐ removal of at least one half well volume (low yield well)

Bottles Collected				Filtration	Preserved	Notes and Observations
Time	Volume	Composition (G / P)	No.	(10µm / 45µm)	(type)	(quality control sample, other)
1455	1L	G	2	☐ filtered ☒ unfiltered	—	
↓	40mL	G	3	☐ filtered ☒ unfiltered	HCL	
↓	120 mL	P	1	☒ filtered ☐ unfiltered	HNO_3	

Notes: Record time at which purging is started. For low flow sampling, recommended stabilization criteria: temp ± 0.2°C; pH ± 0.1 units; conductivity ± 3%; DO ± 10%; ORP ± 10 mV; turbidity ± 10%; for at least three successive measurements that are made every 3-5 minutes with <1 foot of stable draw down.

Unless otherwise noted, groundwater sample collection was completed in accordance with the applicable requirements of Golder's Quality Assurance Program and Standard Operating Procedure ☐ 9 Conventional Groundwater Sample Collection ☒ 10 Low Flow Groundwater Sample Collection.

Field Team Leader JOHN BRAYTON (name) — signature

Groundwater Sample Collection

GOLDER

Project/Phase	19119232	Equipment Decon	☒ Dedicated equipment	Depth to Water	5.26	ft. BMP
Site Location	UPRR- HWPW		☐ Decon between locations	Casing Stickup	—	ft.
Date	1-27-22	Reference Point	☒ Top of casing	☐ Depth to Water	5.26	ft. BGL
MW ID	MW41B	Location	Other	Total MW Depth	—	ft. BGL
Sample ID	WG-1620-MW41B-20220127	Water Quality		MW Diameter	2.0	inches
Pump	☐ Waterra ☐ Submersible	Meter Model	HORIBA	MW Volume	1	gallons
	☒ Peristaltic ☐ Bladder	Unit Number	U-5000	Pump Intake Depth		ft. BGL

Standard volume capacity of monitoring wells: Schedule 40 PVC (1-inch OD, 0.04 gallons/foot; 2-inch OD, 0.16 gallons/foot; 4-inch OD, 0.65 gallons/foot)

Time	Purge Rate (L/min)	Cumulative Purge Volume (L)	Depth to Water (ft)	Temp (°C) ☐ NM	pH ☐ NM	Conductivity (µS/m or mS/cm) ☐ not measured	Dissolved Oxygen (mg/L) ☐ not measured	Redox Potential (mV) ☐ not measured	Turbidity (NTU) ☐ NM
1529									
1539	.2	1	5.62	21.12	6.84	1210	0.67	-92	18.6
1544	↓	↓	5.61	21.14	6.89	1240	0.72	-67	18.8
1549	↓	↓	5.61	21.11	6.96	1250	0.74	-66	18.1

Purging was completed based on:	☒ stabilization of water quality parameters ☐ removal of three well volumes ☐ removal of at least one half well volume (low yield well)

Bottles Collected				Filtration	Preserved	Notes and Observations
Time	Volume	Composition (G / P)	No.	(10µm / 45µm)	(type)	(quality control sample, other)
1600	1L	G	2	☐ filtered ☒ unfiltered	—	
↓	40mL	G	3	☐ filtered ☒ unfiltered	HCL	
↓	120 mL	P	1	☒ filtered ☐ unfiltered	HNO3	

Notes: Record time at which purging is started. For low flow sampling, recommended stabilization criteria: temp ± 0.2°C; pH ± 0.1 units; conductivity ± 3%; DO ± 10%; ORP ± 10 mV; turbidity ± 10%; for at least three successive measurements that are made every 3-5 minutes with <1 foot of stable draw down.

Unless otherwise noted, groundwater sample collection was completed in accordance with the applicable requirements of Golder's Quality Assurance Program and Standard Operating Procedure ☐ 9 Conventional Groundwater Sample Collection ☒ 10 Low Flow Groundwater Sample Collection.

Field Team Leader JOHN BRAYTON (name) — signature

Groundwater Sample Collection

Page 1 of 1

GOLDER

Project/Phase	19119232	Equipment Decon	☒ Dedicated equipment	Depth to Water	15.26	ft. BMP
Site Location	UPRR- HWPW		☐ Decon between locations	Casing Stickup	—	ft.
Date	1-20-22	Reference Point	☒ Top of casing	☐ Depth to Water	15.26	ft. BGL
MW ID	MW99C	Location	Other	Total MW Depth	—	ft. BGL
Sample ID	WG-1620-MW99C-20220120	Water Quality		MW Diameter	2.0	inches
Pump	☐ Waterra ☐ Submersible	Meter Model	HORIBA	MW Volume	1	gallons
	☒ Peristaltic ☐ Bladder	Unit Number	U-5000	Pump Intake Depth	1	ft. BGL

Standard volume capacity of monitoring wells: Schedule 40 PVC (1-inch OD, 0.04 gallons/foot; 2-inch OD, 0.16 gallons/foot; 4-inch OD, 0.65 gallons/foot)

Time	Purge Rate (L/min)	Cumulative Purge Volume (L)	Depth to Water (ft)	Temp (°C) ☐ NM	pH ☐ NM	Conductivity (µS/m or mS/cm) ☐ not measured	Dissolved Oxygen (mg/L) ☐ not measured	Redox Potential (mV) ☐ not measured	Turbidity (NTU) ☐ NM
1723									
1733	.2		15.49	19.66	7.27	219	0.29	18	8.6
1738			15.52	19.71	7.21	231	0.26	21	7.9
1743			15.54	19.73	7.22	234	0.24	22	7.6

Purging was completed based on: ☒ stabilization of water quality parameters ☐ removal of three well volumes ☐ removal of at least one half well volume (low yield well)

Bottles Collected				Filtration	Preserved	Notes and Observations
Time	Volume	Composition (G / P)	No.	(10µm / 45µm)	(type)	(quality control sample, other)
1755	1L	G	2	☐ filtered ☒ unfiltered	—	
	40mL	G	3	☐ filtered ☒ unfiltered	HCL	
	120 mL	P	1	☐ filtered ☒ unfiltered	HNO3	

Notes: Record time at which purging is started. For low flow sampling, recommended stabilization criteria: temp ± 0.2°C; pH ± 0.1 units; conductivity ± 3%; DO ± 10%; ORP ± 10 mV; turbidity ± 10%; for at least three successive measurements that are made every 3-5 minutes with <1 foot of stable draw down.

Unless otherwise noted, groundwater sample collection was completed in accordance with the applicable requirements of Golder's Quality Assurance Program and Standard Operating Procedure ☐ 9 Conventional Groundwater Sample Collection ☒ 10 Low Flow Groundwater Sample Collection.

Field Team Leader JOHN BRAYTON (name) — signature

Groundwater Sample Collection

GOLDER

Project/Phase	19119232	Equipment Decon	☒ Dedicated equipment ☐ Decon between locations	Depth to Water	4.64 ft. BMP
Site Location	UPRR- HWPW			Casing Stickup	— ft.
Date	1-21-22	Reference Point	☒ Top of casing	☐ Depth to Water	4.64 ft. BGL
MW ID	MW84B	Location	Other _____	Total MW Depth	— ft. BGL
Sample ID	WG-1620-MW84B-20220121	Water Quality		MW Diameter	2.0 inches
Pump	☐ Waterra ☐ Submersible	Meter Model	HORIBA	MW Volume	1 gallons
	☒ Peristaltic ☐ Bladder	Unit Number	U-5000	Pump Intake Depth	1 ft. BGL

Standard volume capacity of monitoring wells: Schedule 40 PVC (1-inch OD, 0.04 gallons/foot; 2-inch OD, 0.16 gallons/foot; 4-inch OD, 0.65 gallons/foot)

Time	Purge Rate (L/min)	Cumulative Purge Volume (L)	Depth to Water (ft)	Temp (°C) ☐ NM	pH ☐ NM	Conductivity (µS/m or mS/cm) ☐ not measured	Dissolved Oxygen (mg/L) ☐ not measured	Redox Potential (mV) ☐ not measured	Turbidity (NTU) ☐ NM
0841									
0851	.2	1	4.91	18.59	6.51	2100	1.72	92	5.2
0856	↓	↓	4.94	18.67	6.47	2110	1.59	89	4.7
0901	↓	↓	4.96	18.63	6.48	2110	1.63	89	5.1

Purging was completed based on: ☒ stabilization of water quality parameters ☐ removal of three well volumes ☐ removal of at least one half well volume (low yield well)

Bottles Collected				Filtration	Preserved	Notes and Observations
Time	Volume	Composition (G / P)	No.	(10µm / 45µm)	(type)	(quality control sample, other)
0915	1L	G	2	☐ filtered ☒ unfiltered	—	
↓	40mL	G	3	☐ filtered ☒ unfiltered	HCL	
↓	120 mL	P	1	☐ filtered ☒ unfiltered	HNO3	

Notes: Record time at which purging is started. For low flow sampling, recommended stabilization criteria: temp ± 0.2°C; pH ± 0.1 units; conductivity ± 3%; DO ± 10%; ORP ± 10 mV; turbidity ± 10%; for at least three successive measurements that are made every 3-5 minutes with <1 foot of stable draw down.

Unless otherwise noted, groundwater sample collection was completed in accordance with the applicable requirements of Golder's Quality Assurance Program and Standard Operating Procedure ☐ 9 Conventional Groundwater Sample Collection ☒ 10 Low Flow Groundwater Sample Collection.

Field Team Leader JOHN BRAYTON (name) — signature

Groundwater Sample Collection

Page 1 of 1

GOLDER

Project/Phase	19119232	Equipment Decon	☒ Dedicated equipment	Depth to Water	7.86	ft. BMP
Site Location	UPRR- HWPW		☐ Decon between locations	Casing Stickup	—	ft.
Date	1-21-22	Reference Point	☒ Top of casing	☐ Depth to Water	7.86	ft. BGL
MW ID	MW67B	Location	Other	Total MW Depth	—	ft. BGL
Sample ID	WG-1620-MW67B-2022	Water Quality		MW Diameter	2.0	inches
Pump	☐ Waterra ☐ Submersible	Meter Model	HORIBA	MW Volume	1	gallons
	☒ Peristaltic ☐ Bladder	Unit Number	U-5000	Pump Intake Depth	1	ft. BGL

Standard volume capacity of monitoring wells: Schedule 40 PVC (1-inch OD, 0.04 gallons/foot; 2-inch OD, 0.16 gallons/foot; 4-inch OD, 0.65 gallons/foot)

Time	Purge Rate	Cumulative Purge Volume	Depth to Water	Temp (°C)	pH	Conductivity (µS/m or mS/cm)	Dissolved Oxygen (mg/L)	Redox Potential (mV)	Turbidity (NTU)
0943	(L/min)	(L)	(ft)	☐ NM	☐ NM	☐ not measured	☐ not measured	☐ not measured	☐ NM
0953	.2	1	8.17	19.34	6.74	1070	0.39	71	8.6
0958	↓	↓	8.22	19.41	6.77	1060	0.46	74	7.1
1003	↓	↓	8.23	19.42	6.78	1060	0.44	74	7.3

Purging was completed based on: ☒ stabilization of water quality parameters ☐ removal of three well volumes ☐ removal of at least one half well volume (low yield well)

Bottles Collected				Filtration	Preserved	Notes and Observations
Time	Volume	Composition (G / P)	No.	(10µm / 45µm)	(type)	(quality control sample, other)
1020	1L	G	2	☐ filtered ☒ unfiltered	—	
↓	40mL	G	3	☐ filtered ☒ unfiltered	HCL	
↓	120 mL	P	1	☐ filtered ☒ unfiltered	HNO_3	

Notes: Record time at which purging is started. For low flow sampling, recommended stabilization criteria: temp ± 0.2°C; pH ± 0.1 units; conductivity ± 3%; DO ± 10%; ORP ± 10 mV; turbidity ± 10%; for at least three successive measurements that are made every 3-5 minutes with <1 foot of stable draw down.

Unless otherwise noted, groundwater sample collection was completed in accordance with the applicable requirements of Golder's Quality Assurance Program and Standard Operating Procedure ☐ 9 Conventional Groundwater Sample Collection ☒ 10 Low Flow Groundwater Sample Collection.

MS | MSD

Field Team Leader JOHN BRAYTON (name) — signature

Groundwater Sample Collection

Page 1 of 1

GOLDER

Project/Phase	19119232	Equipment Decon	☒ Dedicated equipment	Depth to Water	15.22	ft. BMP
Site Location	UPRR- HWPW		☐ Decon between locations	Casing Stickup	—	ft.
Date	1-21-22	Reference Point	☒ Top of casing	☐ Depth to Water	15.22	ft. BGL
MW ID	MW83C	Location	Other	Total MW Depth	—	ft. BGL
Sample ID	WG-1620-MW83C-20220121	Water Quality		MW Diameter	2.0	inches
Pump	☐ Waterra ☐ Submersible	Meter Model	HORIBA	MW Volume	1	gallons
	☒ Peristaltic ☐ Bladder	Unit Number	U-5000	Pump Intake Depth	1	ft. BGL

Standard volume capacity of monitoring wells: Schedule 40 PVC (1-inch OD, 0.04 gallons/foot; 2-inch OD, 0.16 gallons/foot; 4-inch OD, 0.65 gallons/foot)

Time	Purge Rate (L/min)	Cumulative Purge Volume (L)	Depth to Water (ft)	Temp (°C) ☐ NM	pH ☐ NM	Conductivity (µS/m or mS/cm) ☐ not measured	Dissolved Oxygen (mg/L) ☐ not measured	Redox Potential (mV) ☐ not measured	Turbidity (NTU) ☐ NM
1053	.2		15.49	19.61	8.27	212	0.62	-57	23.2
1058			15.51	19.67	8.39	234	0.63	-61	17.9
			15.52	19.69	8.41	226	0.63	-62	18.6

Purging was completed based on: ☒ stabilization of water quality parameters ☐ removal of three well volumes ☐ removal of at least one half well volume (low yield well)

Bottles Collected				Filtration	Preserved	Notes and Observations
Time	Volume	Composition (G / P)	No.	(10µm / 45µm)	(type)	(quality control sample, other)
1110	1L	G	2	☐ filtered ☒ unfiltered	—	
	40mL	G	3	☐ filtered ☒ unfiltered	HCL	
	120 mL	P	1	☒ filtered ☐ unfiltered	HNO_3	

Notes: Record time at which purging is started. For low flow sampling, recommended stabilization criteria: temp ± 0.2°C; pH ± 0.1 units; conductivity ± 3%; DO ± 10%; ORP ± 10 mV; turbidity ± 10%; for at least three successive measurements that are made every 3-5 minutes with <1 foot of stable draw down.

Unless otherwise noted, groundwater sample collection was completed in accordance with the applicable requirements of Golder's Quality Assurance Program and Standard Operating Procedure ☐ 9 Conventional Groundwater Sample Collection ☒ 10 Low Flow Groundwater Sample Collection.

Field Team Leader JOHN BRAYTON (name) — signature

Groundwater Sample Collection

GOLDER

Project/Phase	19119232	Equipment Decon	☒ Dedicated equipment ☐ Decon between locations	Depth to Water	4.42 ft. BMP
Site Location	UPRR- HWPW			Casing Stickup	— ft.
Date	1-21-22	Reference Point	☒ Top of casing	☐ Depth to Water	4.42 ft. BGL
MW ID	MW83B	Location	Other	Total MW Depth	— ft. BGL
Sample ID	WG-1620-MW83B-20220121	Water Quality		MW Diameter	2.0 inches
Pump	☐ Waterra ☐ Submersible	Meter Model	HORIBA	MW Volume	1 gallons
	☒ Peristaltic ☐ Bladder	Unit Number	U-5000	Pump Intake Depth	1 ft. BGL

Standard volume capacity of monitoring wells: Schedule 40 PVC (1-inch OD, 0.04 gallons/foot; 2-inch OD, 0.16 gallons/foot; 4-inch OD, 0.65 gallons/foot)

Time	Purge Rate (L/min)	Cumulative Purge Volume (L)	Depth to Water (ft)	Temp (°C) ☐ NM	pH ☐ NM	Conductivity (µS/m or mS/cm) ☐ not measured	Dissolved Oxygen (mg/L) ☐ not measured	Redox Potential (mV) ☐ not measured	Turbidity (NTU) ☐ NM
1121									
1131	.2	1	4.77	21.96	6.86	961	0.36	-91	5.6
1137	↓	↓	4.80	21.87	6.81	947	0.41	-87	6.7
1141	↓	↓	4.82	21.85	6.82	951	0.42	-86	6.6

Purging was completed based on: ☒ stabilization of water quality parameters ☐ removal of three well volumes ☐ removal of at least one half well volume (low yield well)

Bottles Collected				Filtration	Preserved	Notes and Observations
Time	Volume	Composition (G / P)	No.	(10µm / 45µm)	(type)	(quality control sample, other)
1200	1L	G	2	☐ filtered ☒ unfiltered	—	
↓	40mL	G	3	☐ filtered ☒ unfiltered	HCL	
↓	120 mL	P	1	☐ filtered ☒ unfiltered	HNO3	

Notes: Record time at which purging is started. For low flow sampling, recommended stabilization criteria: temp ± 0.2°C; pH ± 0.1 units; conductivity ± 3%; DO ± 10%; ORP ± 10 mV; turbidity ± 10%; for at least three successive measurements that are made every 3-5 minutes with <1 foot of stable draw down.

Unless otherwise noted, groundwater sample collection was completed in accordance with the applicable requirements of Golder's Quality Assurance Program and Standard Operating Procedure ☐ 9 Conventional Groundwater Sample Collection ☒ 10 Low Flow Groundwater Sample Collection.

Field Team Leader JOHN BRAYTON (name) — (signature)

(*) WG-1620-FD04-20220121
1200 - sample time

Groundwater Sample Collection

GOLDER

Project/Phase	19119232	Equipment Decon	☒ Dedicated equipment	Depth to Water	2.98	ft. BMP
Site Location	UPRR- HWPW		☐ Decon between locations	Casing Stickup	—	ft.
Date	1-21-22	Reference Point	☒ Top of casing	☐ Depth to Water	2.98	ft. BGL
MW ID	MW 82B	Location	Other	Total MW Depth	—	ft. BGL
Sample ID	WG-1620-MW 82B-20220121	Water Quality		MW Diameter	2.0	inches
Pump	☐ Waterra ☐ Submersible	Meter Model	HORIBA	MW Volume	1	gallons
	☒ Peristaltic ☐ Bladder	Unit Number	U-5000	Pump Intake Depth		ft. BGL

Standard volume capacity of monitoring wells: Schedule 40 PVC (1-inch OD, 0.04 gallons/foot; 2-inch OD, 0.16 gallons/foot; 4-inch OD, 0.65 gallons/foot)

Time	Purge Rate	Cumulative Purge Volume	Depth to Water	Temp (°C)	pH	Conductivity (µS/m or mS/cm)	Dissolved Oxygen (mg/L)	Redox Potential (mV)	Turbidity (NTU)
1222	(L/min)	(L)	(ft)	☐ NM	☐ NM	☐ not measured	☐ not measured	☐ not measured	☐ NM
1232	.2		3.41	20.76	6.62	2350	1.72	64	0.9
1238			3.44	20.59	6.68	2320	1.59	71	1.4
1243			3.46	20.61	6.69	2310	1.62	72	1.6

Purging was completed based on: ☒ stabilization of water quality parameters ☐ removal of three well volumes ☐ removal of at least one half well volume (low yield well)

Bottles Collected				Filtration	Preserved	Notes and Observations
Time	Volume	Composition (G / P)	No.	(10µm / 45µm)	(type)	(quality control sample, other)
1255	1L	G	2	☐ filtered ☒ unfiltered	—	
	40mL	G	3	☐ filtered ☒ unfiltered	HCL	
	120 mL	P	1	☐ filtered ☒ unfiltered	HNO_3	

Notes: Record time at which purging is started. For low flow sampling, recommended stabilization criteria: temp ± 0.2°C; pH ± 0.1 units; conductivity ± 3%; DO ± 10%; ORP ± 10 mV; turbidity ± 10%; for at least three successive measurements that are made every 3-5 minutes with <1 foot of stable draw down.

Unless otherwise noted, groundwater sample collection was completed in accordance with the applicable requirements of Golder's Quality Assurance Program and Standard Operating Procedure ☐ 9 Conventional Groundwater Sample Collection ☒ 10 Low Flow Groundwater Sample Collection.

Field Team Leader JOHN BRAYTON (name) — signature

Groundwater Sample Collection

Page 1 of 1

GOLDER

Project/Phase	19119232	Equipment Decon	☒ Dedicated equipment	Depth to Water	1.26	ft. BMP
Site Location	UPRR- HWPW		☐ Decon between locations	Casing Stickup	—	ft.
Date	1-21-22	Reference Point	☒ Top of casing	☐ Depth to Water	1.26	ft. BGL
MW ID	MW22BR	Location	Other	Total MW Depth	—	ft. BGL
Sample ID	WG-1620-MW22BR-20220121	Water Quality		MW Diameter	2.0	inches
Pump	☐ Waterra ☐ Submersible	Meter Model	HORIBA	MW Volume	1	gallons
	☒ Peristaltic ☐ Bladder	Unit Number	U-5000	Pump Intake Depth		ft. BGL

Standard volume capacity of monitoring wells: Schedule 40 PVC (1-inch OD, 0.04 gallons/foot; 2-inch OD, 0.16 gallons/foot; 4-inch OD, 0.65 gallons/foot)

Time	Purge Rate (L/min)	Cumulative Purge Volume (L)	Depth to Water (ft)	Temp (°C) ☐ NM	pH ☐ NM	Conductivity (µS/m or mS/cm) ☐ not measured	Dissolved Oxygen (mg/L) ☐ not measured	Redox Potential (mV) ☐ not measured	Turbidity (NTU) ☐ NM
1319									
1329	.2	1	1.79	21.36	6.39	1120	0.14	-13	6.4
1334	↓	↓	1.82	21.42	6.46	1160	0.21	-26	5.6
1338	↓	↓	1.84	21.43	6.48	1170	0.24	-27	5.9

Purging was completed based on: ☒ stabilization of water quality parameters ☐ removal of three well volumes ☐ removal of at least one half well volume (low yield well)

Bottles Collected					Filtration (10µm / 45µm)	Preserved (type)	Notes and Observations (quality control sample, other)
Time	Volume	Composition (G / P)	No.				
1350 ~~1350~~	1L	G	2		☐ filtered ☒ unfiltered	—	
↓	40mL	G	3		☐ filtered ☒ unfiltered	HCL	
↓	120 mL	P	1		☐ filtered ☒ unfiltered	HNO3	

Notes: Record time at which purging is started. For low flow sampling, recommended stabilization criteria: temp ± 0.2°C; pH ± 0.1 units; conductivity ± 3%; DO ± 10%; ORP ± 10 mV; turbidity ± 10%; for at least three successive measurements that are made every 3-5 minutes with <1 foot of stable draw down.

Unless otherwise noted, groundwater sample collection was completed in accordance with the applicable requirements of Golder's Quality Assurance Program and Standard Operating Procedure ☐ 9 Conventional Groundwater Sample Collection ☒ 10 Low Flow Groundwater Sample Collection.

Field Team Leader JOHN BRAYTON (name) — signature

Groundwater Sample Collection

Page 1 of 1

GOLDER

Project/Phase	19119232	Equipment Decon	☒ Dedicated equipment	Depth to Water	1.72	ft. BMP
Site Location	UPRR- HWPW		☐ Decon between locations	Casing Stickup	—	ft.
Date	1-21-22	Reference Point	☒ Top of casing	☐ Depth to Water	1.72	ft. BGL
MW ID	MW38B	Location	Other	Total MW Depth	—	ft. BGL
Sample ID	WG-1620-MW38B -20220121	Water Quality		MW Diameter	2.0	inches
Pump	☐ Waterra ☐ Submersible	Meter Model	HORIBA	MW Volume	1	gallons
	☒ Peristaltic ☐ Bladder	Unit Number	U-5000	Pump Intake Depth	1	ft. BGL

Standard volume capacity of monitoring wells: Schedule 40 PVC (1-inch OD, 0.04 gallons/foot; 2-inch OD, 0.16 gallons/foot; 4-inch OD, 0.65 gallons/foot)

Time 14[redacted]07	Purge Rate (L/min)	Cumulative Purge Volume (L)	Depth to Water (ft)	Temp (°C) ☐ NM	pH ☐ NM	Conductivity (µS/m or mS/cm) ☐ not measured	Dissolved Oxygen (mg/L) ☐ not measured	Redox Potential (mV) ☐ not measured	Turbidity (NTU) ☐ NM
14[redacted]17	.2	1	2.46	20.77	7.83	365	0.32	-12	8.2
14[redacted]23	↓	1	2.53	20.67	7.89	369	0.17	-16	7.3
14[redacted]28	↓	1	2.56	20.64	7.86	364	0.19	-15	7.7

Purging was completed based on:	☒ stabilization of water quality parameters ☐ removal of three well volumes ☐ removal of at least one half well volume (low yield well)

Bottles Collected				Filtration	Preserved	Notes and Observations
Time	Volume	Composition (G / P)	No.	(10µm / 45µm)	(type)	(quality control sample, other)
14[redacted]40	1L	G	2	☐ filtered ☒ unfiltered	—	
↓	40mL	G	3	☐ filtered ☒ unfiltered	HCL	
↓	120 mL	P	1	☐ filtered ☒ unfiltered	HNO3	

Notes: Record time at which purging is started. For low flow sampling, recommended stabilization criteria: temp ± 0.2°C; pH ± 0.1 units; conductivity ± 3%; DO ± 10%; ORP ± 10 mV; turbidity ± 10%; for at least three successive measurements that are made every 3-5 minutes with <1 foot of stable draw down.

Unless otherwise noted, groundwater sample collection was completed in accordance with the applicable requirements of Golder's Quality Assurance Program and Standard Operating Procedure ☐ 9 Conventional Groundwater Sample Collection ☒ 10 Low Flow Groundwater Sample Collection.

Field Team Leader JOHN BRAYTON (name) — signature

Groundwater Sample Collection

GOLDER

Project/Phase	19119232	Equipment Decon	☒ Dedicated equipment	Depth to Water	14.93	ft. BMP
Site Location	UPRR- HWPW		☐ Decon between locations	Casing Stickup	—	ft.
Date	1-21-22	Reference Point	☒ Top of casing	☐ Depth to Water	14.93	ft. BGL
MW ID	MW28C	Location	Other	Total MW Depth	—	ft. BGL
Sample ID	WG-1620-MW28C-20220124	Water Quality		MW Diameter	2.0	inches
Pump	☐ Waterra ☐ Submersible	Meter Model	HORIBA	MW Volume	1	gallons
	☒ Peristaltic ☐ Bladder	Unit Number	V-5000	Pump Intake Depth		ft. BGL

Standard volume capacity of monitoring wells: Schedule 40 PVC (1-inch OD, 0.04 gallons/foot; 2-inch OD, 0.16 gallons/foot; 4-inch OD, 0.65 gallons/foot)

Time	Purge Rate (L/min)	Cumulative Purge Volume (L)	Depth to Water (ft)	Temp (°C) ☐ NM	pH ☐ NM	Conductivity (µS/m or mS/cm) ☐ not measured	Dissolved Oxygen (mg/L) ☐ not measured	Redox Potential (mV) ☐ not measured	Turbidity (NTU) ☐ NM
1519									
1528	.2		15.27	21.77	8.46	147	0.46	-196	12.4
1536			15.31	21.86	8.26	156	0.36	-199	8.7
1542			15.34	21.87	8.28	157	0.41	-198	9.1

Purging was completed based on: ☒ stabilization of water quality parameters ☐ removal of three well volumes ☐ removal of at least one half well volume (low yield well)

Bottles Collected				Filtration	Preserved	Notes and Observations
Time	Volume	Composition (G / P)	No.	(10µm / 45µm)	(type)	(quality control sample, other)
1600	1L	G	2	☐ filtered ☒ unfiltered	—	
	40mL	G	3	☐ filtered ☒ unfiltered	HCL	
	120 mL	P	1	☐ filtered ☒ unfiltered	HNO_3	

Notes: Record time at which purging is started. For low flow sampling, recommended stabilization criteria: temp ± 0.2°C; pH ± 0.1 units; conductivity ± 3%; DO ± 10%; ORP ± 10 mV; turbidity ± 10%; for at least three successive measurements that are made every 3-5 minutes with <1 foot of stable draw down.

Unless otherwise noted, groundwater sample collection was completed in accordance with the applicable requirements of Golder's Quality Assurance Program and Standard Operating Procedure ☐ 9 Conventional Groundwater Sample Collection ☒ 10 Low Flow Groundwater Sample Collection.

MS/MSD

Field Team Leader JOHN BRAYTON (name) — (signature)

Groundwater Sample Collection

GOLDER

Project/Phase	19119232	Equipment Decon	☒ Dedicated equipment	Depth to Water	11.21 ft. BMP
Site Location	UPRR- HWPW		☐ Decon between locations	Casing Stickup	— ft.
Date	1-26-22	Reference Point	☒ Top of casing	☐ Depth to Water	11.21 ft. BGL
MW ID	MW17	Location	Other	Total MW Depth	— ft. BGL
Sample ID	WG-1620-MW17-20220126	Water Quality		MW Diameter	2.0 inches
Pump	☐ Waterra ☐ Submersible	Meter Model	HORIBA	MW Volume	1 gallons
	☒ Peristaltic ☐ Bladder	Unit Number	U-5000	Pump Intake Depth	1 ft. BGL

Standard volume capacity of monitoring wells: Schedule 40 PVC (1-inch OD, 0.04 gallons/foot; 2-inch OD, 0.16 gallons/foot; 4-inch OD, 0.65 gallons/foot)

Time	Purge Rate (L/min)	Cumulative Purge Volume (L)	Depth to Water (ft)	Temp (°C) ☐ NM	pH ☐ NM	Conductivity (µS/m or mS/cm) ☐ not measured	Dissolved Oxygen (mg/L) ☐ not measured	Redox Potential (mV) ☐ not measured	Turbidity (NTU) ☐ NM
1648									
1658	.2	1	11.37	20.46	6.79	1090	0.56	-26	17.7
1703	↓	↓	11.36	20.49	6.82	1070	0.59	-21	16.7
1708	↓	↓	11.37	20.49	6.84	1070	0.59	-22	17.2

Purging was completed based on: ☒ stabilization of water quality parameters ☐ removal of three well volumes ☐ removal of at least one half well volume (low yield well)

Bottles Collected				Filtration	Preserved	Notes and Observations
Time	Volume	Composition (G / P)	No.	(10µm / 45µm)	(type)	(quality control sample, other)
1720	1L	G	2	☐ filtered ☒ unfiltered	—	
↓	40mL	G	3	☐ filtered ☒ unfiltered	HCL	
↓	120 mL	P	1	☒ filtered ☐ unfiltered	HNO3	

Notes: Record time at which purging is started. For low flow sampling, recommended stabilization criteria: temp ± 0.2°C; pH ± 0.1 units; conductivity ± 3%; DO ± 10%; ORP ± 10 mV; turbidity ± 10%; for at least three successive measurements that are made every 3-5 minutes with <1 foot of stable draw down.

Unless otherwise noted, groundwater sample collection was completed in accordance with the applicable requirements of Golder's Quality Assurance Program and Standard Operating Procedure ☐ 9 Conventional Groundwater Sample Collection ☒ 10 Low Flow Groundwater Sample Collection.

Field Team Leader JOHN BRAYTON (name) — signature

(*) WG-1620-FB11-20220126
1735-sample time

Groundwater Sample Collection

Page 1 of 1

GOLDER

Project/Phase	1911 9232	Equipment Decon	☒ Dedicated equipment	Depth to Water	83.06	ft. BMP
Site Location	UPRR- HWPW		☐ Decon between locations	Casing Stickup	—	ft.
Date	1-26-22	Reference Point	☒ Top of casing	☐ Depth to Water	83.06	ft. BGL
MW ID	MW65D	Location	Other	Total MW Depth	—	ft. BGL
Sample ID	WG-1620-MW65D-20220126	Water Quality		MW Diameter	2.0	inches
Pump	☐ Waterra ☐ Submersible	Meter Model	HORIBA	MW Volume	1	gallons
	☒ Peristaltic ☐ Bladder	Unit Number	U-5000	Pump Intake Depth	1	ft. BGL

Standard volume capacity of monitoring wells: Schedule 40 PVC (1-inch OD, 0.04 gallons/foot; 2-inch OD, 0.16 gallons/foot; 4-inch OD, 0.65 gallons/foot)

Time 0842	Purge Rate (L/min)	Cumulative Purge Volume (L)	Depth to Water (ft)	Temp (°C) ☐ NM	pH ☐ NM	Conductivity (µS/m or mS/cm) ☐ not measured	Dissolved Oxygen (mg/L) ☐ not measured	Redox Potential (mV) ☐ not measured	Turbidity (NTU) ☐ NM
0852	.2	1	83.31	18.21	6.82	479	0.36	-26	5.6
0857	↓	↓	83.34	18.26	6.86	452	0.31	-28	7.1
0902	↓	↓	83.35	18.27	6.87	456	0.32	-28	6.7

Purging was completed based on: ☒ stabilization of water quality parameters ☐ removal of three well volumes ☐ removal of at least one half well volume (low yield well)

Bottles Collected				Filtration	Preserved	Notes and Observations
Time	Volume	Composition (G / P)	No.	(10µm / 45µm)	(type)	(quality control sample, other)
0920	1L	G	2	☐ filtered ☒ unfiltered	—	
↓	40mL	G	3	☐ filtered ☒ unfiltered	HCL	
↓	120 mL	P	1	☐ filtered ☒ unfiltered	HNO3	

Notes: Record time at which purging is started. For low flow sampling, recommended stabilization criteria: temp ± 0.2°C; pH ± 0.1 units; conductivity ± 3%; DO ± 10%; ORP ± 10 mV; turbidity ± 10%; for at least three successive measurements that are made every 3-5 minutes with <1 foot of stable draw down.

Unless otherwise noted, groundwater sample collection was completed in accordance with the applicable requirements of Golder's Quality Assurance Program and Standard Operating Procedure ☐ 9 Conventional Groundwater Sample Collection / ☒ 10 Low Flow Groundwater Sample Collection.

MS | MSD

Field Team Leader JOHN BRAYTON (name) — signature

Groundwater Sample Collection

Page 1 of 1

GOLDER

Project/Phase	TR 19119232	Equipment Decon	☒ Dedicated equipment	Depth to Water	82.17	ft. BMP
Site Location	UPRR- HWPW		☐ Decon between locations	Casing Stickup	—	ft.
Date	1-26-22	Reference Point	☒ Top of casing	☐ Depth to Water	82.17	ft. BGL
MW ID	MW66D	Location	Other	Total MW Depth	—	ft. BGL
Sample ID	WG-1620-MW66D-20220126	Water Quality		MW Diameter	2.0	inches
Pump	☐ Waterra ☐ Submersible	Meter Model	HORIBA	MW Volume	1	gallons
	☒ Peristaltic ☐ Bladder	Unit Number	U-5000	Pump Intake Depth	1	ft. BGL

Standard volume capacity of monitoring wells: Schedule 40 PVC (1-inch OD, 0.04 gallons/foot; 2-inch OD, 0.16 gallons/foot; 4-inch OD, 0.65 gallons/foot)

Time	Purge Rate	Cumulative Purge Volume	Depth to Water	Temp (°C)	pH	Conductivity (µS/m or mS/cm)	Dissolved Oxygen (mg/L)	Redox Potential (mV)	Turbidity (NTU)
1007	(L/min)	(L)	(ft)	☐ NM	☐ NM	☐ not measured	☐ not measured	☐ not measured	☐ NM
1017	.2	1	82.41	18.47	6.61	496	0.41	-46	4.6
1022	↓	1	82.43	18.56	6.67	516	0.44	-49	5.2
1027	↓	1	82.43	18.55	6.65	521	0.45	-49	5.4

Purging was completed based on: ☒ stabilization of water quality parameters ☐ removal of three well volumes ☐ removal of at least one half well volume (low yield well)

Bottles Collected				Filtration	Preserved	Notes and Observations
Time	Volume	Composition (G / P)	No.	(10µm / 45µm)	(type)	(quality control sample, other)
1040	1L	G	2	☐ filtered ☒ unfiltered	—	
↓	40mL	G	3	☐ filtered ☒ unfiltered	HCL	
↓	120 mL	P	1	☐ filtered ☒ unfiltered	HNO3	

Notes: Record time at which purging is started. For low flow sampling, recommended stabilization criteria: temp ± 0.2°C; pH ± 0.1 units; conductivity ± 3%; DO ± 10%; ORP ± 10 mV; turbidity ± 10%; for at least three successive measurements that are made every 3-5 minutes with <1 foot of stable draw down.

Unless otherwise noted, groundwater sample collection was completed in accordance with the applicable requirements of Golder's Quality Assurance Program and Standard Operating Procedure ☐ 9 Conventional Groundwater Sample Collection ☒ 10 Low Flow Groundwater Sample Collection.

Field Team Leader JOHN BRAYTON (name) — signature

Groundwater Sample Collection

GOLDER

Project/Phase	19119232	Equipment Decon	☒ Dedicated equipment	Depth to Water	79.74	ft. BMP
Site Location	UPRR- HWPW		☐ Decon between locations	Casing Stickup	—	ft.
Date	1-26-22	Reference Point	☒ Top of casing	☐ Depth to Water	79.74	ft. BGL
MW ID	MW59D	Location	Other	Total MW Depth	—	ft. BGL
Sample ID	WG-1620-MW59D-20220126	Water Quality		MW Diameter	2.0	inches
Pump	☐ Waterra ☐ Submersible	Meter Model	HORIBA	MW Volume	1	gallons
	☒ Peristaltic ☐ Bladder	Unit Number	U-5000	Pump Intake Depth		ft. BGL

Standard volume capacity of monitoring wells: Schedule 40 PVC (1-inch OD, 0.04 gallons/foot; 2-inch OD, 0.16 gallons/foot; 4-inch OD, 0.65 gallons/foot)

Time	Purge Rate	Cumulative Purge Volume	Depth to Water	Temp (°C)	pH	Conductivity (µS/m or mS/cm)	Dissolved Oxygen (mg/L)	Redox Potential (mV)	Turbidity (NTU)
1111	(L/min)	(L)	(ft)	☐ NM	☐ NM	☐ not measured	☐ not measured	☐ not measured	☐ NM
1121	.2	1	79.91	18.29	6.92	364	0.56	-48	4.9
1126	↓	1	79.92	18.19	6.97	374	0.61	-42	5.6
1131	↓	1	79.91	18.21	6.96	379	0.62	-43	5.7

Purging was completed based on: ☒ stabilization of water quality parameters ☐ removal of three well volumes ☐ removal of at least one half well volume (low yield well)

Bottles Collected				Filtration	Preserved	Notes and Observations
Time	Volume	Composition (G / P)	No.	(10µm / 45µm)	(type)	(quality control sample, other)
1145	1L	G	2	☐ filtered ☒ unfiltered	—	
↓	40mL	G	3	☐ filtered ☒ unfiltered	HCL	
↓	120 mL	P	1	☐ filtered ☒ unfiltered	HNO3	

Notes: Record time at which purging is started. For low flow sampling, recommended stabilization criteria: temp ± 0.2°C; pH ± 0.1 units; conductivity ± 3%; DO ± 10%; ORP ± 10 mV; turbidity ± 10%; for at least three successive measurements that are made every 3-5 minutes with <1 foot of stable draw down.

Unless otherwise noted, groundwater sample collection was completed in accordance with the applicable requirements of Golder's Quality Assurance Program and Standard Operating Procedure ☐ 9 Conventional Groundwater Sample Collection ☒ 10 Low Flow Groundwater Sample Collection.

Field Team Leader JOHN BRAYTON (name) — signature

(*) WG-1620-FD06-20220126
1145-sample time

Groundwater Sample Collection

Page 1 of 1

GOLDER

Project/Phase	19119232	Equipment Decon	☒ Dedicated equipment	Depth to Water	81.34	ft. BMP
Site Location	UPRR- HWPW		☐ Decon between locations	Casing Stickup	—	ft.
Date	1-26-22	Reference Point	☒ Top of casing	☐ Depth to Water	81.34	ft. BGL
MW ID	MW36 D	Location	Other	Total MW Depth	—	ft. BGL
Sample ID	WG-1620-MW36D-20220126	Water Quality		MW Diameter	2.0	inches
Pump	☐ Waterra ☐ Submersible	Meter Model	HORIBA	MW Volume	1	gallons
	☒ Peristaltic ☐ Bladder	Unit Number	U-5000	Pump Intake Depth	1	ft. BGL

Standard volume capacity of monitoring wells: Schedule 40 PVC (1-inch OD, 0.04 gallons/foot; 2-inch OD, 0.16 gallons/foot; 4-inch OD, 0.65 gallons/foot)

Time	Purge Rate (L/min)	Cumulative Purge Volume (L)	Depth to Water (ft)	Temp (°C) ☐ NM	pH ☐ NM	Conductivity (µS/m or mS/cm) ☐ not measured	Dissolved Oxygen (mg/L) ☐ not measured	Redox Potential (mV) ☐ not measured	Turbidity (NTU) ☐ NM
1218									
1228	.2	1	81.49	19.26	6.89	567	0.76	-22	9.6
1233	↓	↓	81.50	19.31	6.92	579	0.54	-18	7.6
1238	↓	↓	81.50	19.32	6.93	578	0.56	-19	7.8

Purging was completed based on: ☒ stabilization of water quality parameters ☐ removal of three well volumes ☐ removal of at least one half well volume (low yield well)

Bottles Collected				Filtration	Preserved	Notes and Observations
Time	Volume	Composition (G / P)	No.	(10µm / 45µm)	(type)	(quality control sample, other)
1250	1L	G	2	☐ filtered ☒ unfiltered	—	
↓	40mL	G	3	☐ filtered ☒ unfiltered	HCL	
↓	120 mL	P	1	☐ filtered ☒ unfiltered	HNO3	

Notes: Record time at which purging is started. For low flow sampling, recommended stabilization criteria: temp ± 0.2°C; pH ± 0.1 units; conductivity ± 3%; DO ± 10%; ORP ± 10 mV; turbidity ± 10%; for at least three successive measurements that are made every 3-5 minutes with <1 foot of stable draw down.

Unless otherwise noted, groundwater sample collection was completed in accordance with the applicable requirements of Golder's Quality Assurance Program and Standard Operating Procedure ☐ 9 Conventional Groundwater Sample Collection / ☒ 10 Low Flow Groundwater Sample Collection.

Field Team Leader JOHN BRAYTON (name) — signature

Groundwater Sample Collection

GOLDER

Project/Phase	19119232	Equipment Decon	☒ Dedicated equipment	Depth to Water	5.06	ft. BMP
Site Location	UPRR- HWPW		☐ Decon between locations	Casing Stickup	—	ft.
Date	1-26-22	Reference Point	☒ Top of casing	☐ Depth to Water	5.06	ft. BGL
MW ID	MW03	Location	Other	Total MW Depth	—	ft. BGL
Sample ID	WG-1620-MW03 -20220126	Water Quality		MW Diameter	2.0	inches
Pump	☐ Waterra ☐ Submersible	Meter Model	HORIBA	MW Volume	1	gallons
	☒ Peristaltic ☐ Bladder	Unit Number	U-5000	Pump Intake Depth	1	ft. BGL

Standard volume capacity of monitoring wells: Schedule 40 PVC (1-inch OD, 0.04 gallons/foot; 2-inch OD, 0.16 gallons/foot; 4-inch OD, 0.65 gallons/foot)

Time 1318	Purge Rate (L/min)	Cumulative Purge Volume (L)	Depth to Water (ft)	Temp (°C) ☐ NM	pH ☐ NM	Conductivity (µS/m or mS/cm) ☐ not measured	Dissolved Oxygen (mg/L) ☐ not measured	Redox Potential (mV) ☐ not measured	Turbidity (NTU) ☐ NM
1328	.2	1	5.27	6.67	18.34	712	0.86	-3	4.2
1333	↓	↓	5.26	6.69	18.41	723	0.81	-6	5.5
1338	↓	↓	5.27	6.69	18.42	721	0.83	-7	5.1

Purging was completed based on: ☒ stabilization of water quality parameters ☐ removal of three well volumes ☐ removal of at least one half well volume (low yield well)

Bottles Collected				Filtration	Preserved	Notes and Observations
Time	Volume	Composition (G / P)	No.	(10µm / 45µm)	(type)	(quality control sample, other)
1350	1L	G	2	☐ filtered ☒ unfiltered	—	
↓	40mL	G	3	☐ filtered ☒ unfiltered	HCL	
↓	120 mL	P	1	☐ filtered ☒ unfiltered	HNO3	

Notes: Record time at which purging is started. For low flow sampling, recommended stabilization criteria: temp ± 0.2°C; pH ± 0.1 units; conductivity ± 3%; DO ± 10%; ORP ± 10 mV; turbidity ± 10%; for at least three successive measurements that are made every 3-5 minutes with <1 foot of stable draw down.

Unless otherwise noted, groundwater sample collection was completed in accordance with the applicable requirements of Golder's Quality Assurance Program and Standard Operating Procedure ☐ 9 Conventional Groundwater Sample Collection / ☒ 10 Low Flow Groundwater Sample Collection.

Field Team Leader JOHN BRAYTON (name) — signature

Groundwater Sample Collection

GOLDER

Project/Phase	19119232	Equipment Decon	☒ Dedicated equipment	Depth to Water	12.61	ft. BMP
Site Location	UPRR- HWPW		☐ Decon between locations	Casing Stickup	—	ft.
Date	1-26-22	Reference Point	☒ Top of casing	☐ Depth to Water	12.61	ft. BGL
MW ID	MW58A	Location	Other	Total MW Depth	—	ft. BGL
Sample ID	WG-1620-MW58A-20220126	Water Quality		MW Diameter	2.0	inches
Pump	☐ Waterra ☐ Submersible	Meter Model	HORIBA	MW Volume	1	gallons
	☒ Peristaltic ☐ Bladder	Unit Number	U-5000	Pump Intake Depth	1	ft. BGL

Standard volume capacity of monitoring wells: Schedule 40 PVC (1-inch OD, 0.04 gallons/foot; 2-inch OD, 0.16 gallons/foot; 4-inch OD, 0.65 gallons/foot)

Time	Purge Rate (L/min)	Cumulative Purge Volume (L)	Depth to Water (ft)	Temp (°C) ☐ NM	pH ☐ NM	Conductivity (µS/m or mS/cm) ☐ not measured	Dissolved Oxygen (mg/L) ☐ not measured	Redox Potential (mV) ☐ not measured	Turbidity (NTU) ☐ NM
1419									
1429	.2		12.82	20.13	6.89	1030	0.56	-46	21.6
1434			12.84	20.16	6.98	1060	0.61	-51	20.9
1439			12.84	20.16	6.97	1050	0.62	-52	20.8

Purging was completed based on: ☒ stabilization of water quality parameters ☐ removal of three well volumes ☐ removal of at least one half well volume (low yield well)

Bottles Collected				Filtration	Preserved	Notes and Observations
Time	Volume	Composition (G / P)	No.	(10µm / 45µm)	(type)	(quality control sample, other)
1450	1L	G	2	☐ filtered ☒ unfiltered	—	
	40mL	G	3	☐ filtered ☒ unfiltered	HCL	
	120 mL	P	1	☒ filtered ☐ unfiltered	HNO3	

Notes: Record time at which purging is started. For low flow sampling, recommended stabilization criteria: temp ± 0.2°C; pH ± 0.1 units; conductivity ± 3%; DO ± 10%; ORP ± 10 mV; turbidity ± 10%; for at least three successive measurements that are made every 3-5 minutes with <1 foot of stable draw down.

Unless otherwise noted, groundwater sample collection was completed in accordance with the applicable requirements of Golder's Quality Assurance Program and Standard Operating Procedure ☐ 9 Conventional Groundwater Sample Collection ☒ 10 Low Flow Groundwater Sample Collection.

Field Team Leader JOHN BRAYTON (name) — signature

Groundwater Sample Collection

GOLDER

Project/Phase	19119232	Equipment Decon	☒ Dedicated equipment	Depth to Water	16.92 ft. BMP
Site Location	UPRR- HWPW		☐ Decon between locations	Casing Stickup	— ft.
Date	1-26-22	Reference Point	☒ Top of casing	☐ Depth to Water	16.92 ft. BGL
MW ID	MW18A	Location	Other	Total MW Depth	— ft. BGL
Sample ID	WG-1620-MW18A-20220126	Water Quality		MW Diameter	2.0 inches
Pump	☐ Waterra ☐ Submersible	Meter Model	HORIBA	MW Volume	1 gallons
	☒ Peristaltic ☐ Bladder	Unit Number	U-5000	Pump Intake Depth	1 ft. BGL

Standard volume capacity of monitoring wells: Schedule 40 PVC (1-inch OD, 0.04 gallons/foot; 2-inch OD, 0.16 gallons/foot; 4-inch OD, 0.65 gallons/foot)

Time	Purge Rate (L/min)	Cumulative Purge Volume (L)	Depth to Water (ft)	Temp (°C) ☐ NM	pH ☐ NM	Conductivity (µS/m or mS/cm) ☐ not measured	Dissolved Oxygen (mg/L) ☐ not measured	Redox Potential (mV) ☐ not measured	Turbidity (NTU) ☐ NM
1507									
1517	.2	1	17.12	19.96	6.82	1120	0.67	-57	14.9
1522	↓	↓	17.13	20.07	6.81	1140	0.61	-59	16.7
1527	↓	↓	17.12	20.06	6.84	1130	0.62	-59	16.2

Purging was completed based on: ☒ stabilization of water quality parameters ☐ removal of three well volumes ☐ removal of at least one half well volume (low yield well)

Bottles Collected				Filtration	Preserved	Notes and Observations
Time	Volume	Composition (G / P)	No.	(10µm / 45µm)	(type)	(quality control sample, other)
1540	1L	G	2	☐ filtered ☒ unfiltered	—	
↓	40mL	G	3	☐ filtered ☒ unfiltered	HCL	
↓	120 mL	P	1	☒ filtered ☐ unfiltered	HNO3	

Notes: Record time at which purging is started. For low flow sampling, recommended stabilization criteria: temp ± 0.2°C; pH ± 0.1 units; conductivity ± 3%; DO ± 10%; ORP ± 10 mV; turbidity ± 10%; for at least three successive measurements that are made every 3-5 minutes with <1 foot of stable draw down.

Unless otherwise noted, groundwater sample collection was completed in accordance with the applicable requirements of Golder's Quality Assurance Program and Standard Operating Procedure ☐ 9 Conventional Groundwater Sample Collection ☒ 10 Low Flow Groundwater Sample Collection.

Field Team Leader JOHN BRAYTON (name) — signature

Groundwater Sample Collection

Page 1 of 1

GOLDER

Project/Phase	19119232	Equipment Decon	☒ Dedicated equipment	Depth to Water	13.41	ft. BMP
Site Location	UPRR- HWPW		☐ Decon between locations	Casing Stickup	—	ft.
Date	1-26-22	Reference Point	☒ Top of casing	☐ Depth to Water	13.41	ft. BGL
MW ID	MW57A	Location	Other	Total MW Depth	—	ft. BGL
Sample ID	WG-1620-MW57A-20220126	Water Quality		MW Diameter	2.0	inches
Pump	☐ Waterra ☐ Submersible	Meter Model	HORIBA	MW Volume	1	gallons
	☒ Peristaltic ☐ Bladder	Unit Number	U-5000	Pump Intake Depth		ft. BGL

Standard volume capacity of monitoring wells: Schedule 40 PVC (1-inch OD, 0.04 gallons/foot; 2-inch OD, 0.16 gallons/foot; 4-inch OD, 0.65 gallons/foot)

Time 1557	Purge Rate (L/min)	Cumulative Purge Volume (L)	Depth to Water (ft)	Temp (°C) ☐ NM	pH ☐ NM	Conductivity (µS/m or mS/cm) ☐ not measured	Dissolved Oxygen (mg/L) ☐ not measured	Redox Potential (mV) ☐ not measured	Turbidity (NTU) ☐ NM
1607	.2	1	13.59	20.74	6.72	821	0.59	-17	9.6
1612	↓	↓	13.61	20.69	6.74	846	0.56	-19	8.2
1617	↓	↓	13.63	20.61	6.74	852	0.56	-19	8.7

Purging was completed based on: ☒ stabilization of water quality parameters ☐ removal of three well volumes ☐ removal of at least one half well volume (low yield well)

Bottles Collected				Filtration	Preserved	Notes and Observations
Time	Volume	Composition (G / P)	No.	(10µm / 45µm)	(type)	(quality control sample, other)
1630	1L	G	2	☐ filtered ☒ unfiltered	—	
↓	40mL	G	3	☐ filtered ☒ unfiltered	HCL	
↓	120 mL	P	1	☐ filtered ☒ unfiltered	HNO3	

Notes: Record time at which purging is started. For low flow sampling, recommended stabilization criteria: temp ± 0.2°C; pH ± 0.1 units; conductivity ± 3%; DO ± 10%; ORP ± 10 mV; turbidity ± 10%; for at least three successive measurements that are made every 3-5 minutes with <1 foot of stable draw down.

Unless otherwise noted, groundwater sample collection was completed in accordance with the applicable requirements of Golder's Quality Assurance Program and Standard Operating Procedure ☐ 9 Conventional Groundwater Sample Collection / ☒ 10 Low Flow Groundwater Sample Collection.

Field Team Leader JOHN BRAYTON (name) — signature

Groundwater Sample Collection

Page 1 of 1

GOLDER

Project/Phase	19119232	Equipment Decon	☒ Dedicated equipment	Depth to Water	1.39	ft. BMP
Site Location	UPRR- HWPW		☐ Decon between locations	Casing Stickup	—	ft.
Date	1-24-22	Reference Point	☒ Top of casing	☐ Depth to Water	1.39	ft. BGL
MW ID	MW96B	Location	Other	Total MW Depth	—	ft. BGL
Sample ID	WG-1620-MW96B-20220124	Water Quality		MW Diameter	2.0	inches
Pump	☐ Waterra ☐ Submersible	Meter Model	HORIBA	MW Volume	1	gallons
	☒ Peristaltic ☐ Bladder	Unit Number	U-5000	Pump Intake Depth		ft. BGL

Standard volume capacity of monitoring wells: Schedule 40 PVC (1-inch OD, 0.04 gallons/foot; 2-inch OD, 0.16 gallons/foot; 4-inch OD, 0.65 gallons/foot)

Time	Purge Rate (L/min)	Cumulative Purge Volume (L)	Depth to Water (ft)	Temp (°C) ☐ NM	pH ☐ NM	Conductivity (µS/m or mS/cm) ☐ not measured	Dissolved Oxygen (mg/L) ☐ not measured	Redox Potential (mV) ☐ not measured	Turbidity (NTU) ☐ NM
1239									
1249	.2	1	1.96	17.86	6.92	812	0.29	-17	5.7
1254	↓	↓	1.79	17.89	6.96	861	0.32	-16	6.2
1259	↓	↓	1.81	17.89	6.97	864	0.31	-16	6.1

Purging was completed based on: ☒ stabilization of water quality parameters ☐ removal of three well volumes ☐ removal of at least one half well volume (low yield well)

Bottles Collected				Filtration	Preserved	Notes and Observations
Time	Volume	Composition (G / P)	No.	(10µm / 45µm)	(type)	(quality control sample, other)
1310	1L	G	2	☐ filtered ☒ unfiltered	—	
↓	40mL	G	3	☐ filtered ☒ unfiltered	HCL	
↓	120 mL	P	1	☐ filtered ☒ unfiltered	HNO3	

Notes: Record time at which purging is started. For low flow sampling, recommended stabilization criteria: temp ± 0.2°C; pH ± 0.1 units; conductivity ± 3%; DO ± 10%; ORP ± 10 mV; turbidity ± 10%; for at least three successive measurements that are made every 3-5 minutes with <1 foot of stable draw down.

Unless otherwise noted, groundwater sample collection was completed in accordance with the applicable requirements of Golder's Quality Assurance Program and Standard Operating Procedure ☐ 9 Conventional Groundwater Sample Collection ☒ 10 Low Flow Groundwater Sample Collection.

Field Team Leader JOHN BRAYTON (name) — signature

Groundwater Sample Collection

Page 1 of 1

GOLDER

Project/Phase	19119232	Equipment Decon	☒ Dedicated equipment	Depth to Water	4.29	ft. BMP
Site Location	UPRR- HWPW		☐ Decon between locations	Casing Stickup	—	ft.
Date	1-24-22	Reference Point	☒ Top of casing	☐ Depth to Water	4.29	ft. BGL
MW ID	MW 62B	Location	Other	Total MW Depth	—	ft. BGL
Sample ID	WG-1620-MW62B-20220124	Water Quality		MW Diameter	2.0	inches
Pump	☐ Waterra ☐ Submersible	Meter Model	HORIBA	MW Volume	1	gallons
	☒ Peristaltic ☐ Bladder	Unit Number	U-5000	Pump Intake Depth		ft. BGL

Standard volume capacity of monitoring wells: Schedule 40 PVC (1-inch OD, 0.04 gallons/foot; 2-inch OD, 0.16 gallons/foot; 4-inch OD, 0.65 gallons/foot)

Time 1354	Purge Rate (L/min)	Cumulative Purge Volume (L)	Depth to Water (ft)	Temp (°C) ☐ NM	pH ☐ NM	Conductivity (µS/m or mS/cm) ☐ not measured	Dissolved Oxygen (mg/L) ☐ not measured	Redox Potential (mV) ☐ not measured	Turbidity (NTU) ☐ NM
1404	.2	1	4.71	19.26	6.72	426	0.46	-36	8.6
1409	↓	↓	4.75	19.29	6.77	447	0.41	-41	9.1
1414	↓	↓	4.77	19.29	6.76	451	0.42	-42	9.0

Purging was completed based on: ☒ stabilization of water quality parameters ☐ removal of three well volumes ☐ removal of at least one half well volume (low yield well)

Bottles Collected				Filtration	Preserved	Notes and Observations
Time	Volume	Composition (G / P)	No.	(10µm / 45µm)	(type)	(quality control sample, other)
1425	1L	G	2	☐ filtered ☒ unfiltered	—	
↓	40mL	G	3	☐ filtered ☒ unfiltered	HCL	
↓	120 mL	P	1	☐ filtered ☒ unfiltered	HNO3	

Notes: Record time at which purging is started. For low flow sampling, recommended stabilization criteria: temp ± 0.2°C; pH ± 0.1 units; conductivity ± 3%; DO ± 10%; ORP ± 10 mV; turbidity ± 10%; for at least three successive measurements that are made every 3-5 minutes with <1 foot of stable draw down.

Unless otherwise noted, groundwater sample collection was completed in accordance with the applicable requirements of Golder's Quality Assurance Program and Standard Operating Procedure ☐ 9 Conventional Groundwater Sample Collection ☒ 10 Low Flow Groundwater Sample Collection.

Field Team Leader JOHN BRAYTON (name) — signature

Groundwater Sample Collection

Page 1 of 1

GOLDER

Project/Phase	19119232	Equipment Decon	☒ Dedicated equipment	Depth to Water	5.41	ft. BMP
Site Location	UPRR- HWPW		☐ Decon between locations	Casing Stickup	—	ft.
Date	1-10-22	Reference Point	☒ Top of casing	☐ Depth to Water	5.41	ft. BGL
MW ID	MW97A	Location	Other	Total MW Depth	—	ft. BGL
Sample ID	WG-1620-MW97A-20220110	Water Quality		MW Diameter	2.0	inches
Pump	☐ Waterra ☐ Submersible	Meter Model	HORIBA	MW Volume	1	gallons
	☒ Peristaltic ☐ Bladder	Unit Number	U-5000	Pump Intake Depth		ft. BGL

Standard volume capacity of monitoring wells: Schedule 40 PVC (1-inch OD, 0.04 gallons/foot; 2-inch OD, 0.16 gallons/foot; 4-inch OD, 0.65 gallons/foot)

Time 1351	Purge Rate (L/min)	Cumulative Purge Volume (L)	Depth to Water (ft)	Temp (°C) ☐ NM	pH ☐ NM	Conductivity (µS/m or mS/cm) ☐ not measured	Dissolved Oxygen (mg/L) ☐ not measured	Redox Potential (mV) ☐ not measured	Turbidity (NTU) ☐ NM
1401	.2	1	5.77	24.6	7.12	621	0.71	-76	5.7
1406	↓	↓	5.79	24.2	7.17	617	0.63	-71	6.2
1411	↓	↓	5.80	24.2	7.18	618	0.64	-72	6.7

Purging was completed based on: ☒ stabilization of water quality parameters ☐ removal of three well volumes ☐ removal of at least one half well volume (low yield well)

Bottles Collected				Filtration	Preserved	Notes and Observations
Time	Volume	Composition (G / P)	No.	(10µm / 45µm)	(type)	(quality control sample, other)
1425	1L	G	2	☐ filtered ☒ unfiltered	—	
↓	40mL	G	3	☐ filtered ☒ unfiltered	HCL	
↓	120 mL	P	1	☐ filtered ☒ unfiltered	HNO3	

Notes: Record time at which purging is started. For low flow sampling, recommended stabilization criteria: temp ± 0.2°C; pH ± 0.1 units; conductivity ± 3%; DO ± 10%; ORP ± 10 mV; turbidity ± 10%; for at least three successive measurements that are made every 3-5 minutes with <1 foot of stable draw down.

Unless otherwise noted, groundwater sample collection was completed in accordance with the applicable requirements of Golder's Quality Assurance Program and Standard Operating Procedure ☐ 9 Conventional Groundwater Sample Collection ☒ 10 Low Flow Groundwater Sample Collection.

Field Team Leader JOHN BRAYTON (name) — signature

Groundwater Sample Collection

GOLDER

Project/Phase	19119232	Equipment Decon	☒ Dedicated equipment	Depth to Water	7.33	ft. BMP
Site Location	UPRR- HWPW		☐ Decon between locations	Casing Stickup	—	ft.
Date	1-10-22	Reference Point	☒ Top of casing	☐ Depth to Water	7.33	ft. BGL
MW ID	MW98A	Location	Other	Total MW Depth	—	ft. BGL
Sample ID	WG-1620-MW98A -20220110	Water Quality		MW Diameter	2.0	inches
Pump	☐ Waterra ☐ Submersible	Meter Model	HORIBA	MW Volume	1	gallons
	☒ Peristaltic ☐ Bladder	Unit Number	U-5000	Pump Intake Depth		ft. BGL

Standard volume capacity of monitoring wells: Schedule 40 PVC (1-inch OD, 0.04 gallons/foot; 2-inch OD, 0.16 gallons/foot; 4-inch OD, 0.65 gallons/foot)

Time 1441	Purge Rate (L/min)	Cumulative Purge Volume (L)	Depth to Water (ft)	Temp (°C) ☐ NM	pH ☐ NM	Conductivity (µS/m or mS/cm) ☐ not measured	Dissolved Oxygen (mg/L) ☐ not measured	Redox Potential (mV) ☐ not measured	Turbidity (NTU) ☐ NM
1451	.2	1	7.59	24.6	6.59	1030	0.72	-34	8.6
1456	↓	1	7.63	24.7	6.63	1060	0.77	-31	7.7
1501	↓	1	7.63	24.6	6.64	1070	0.78	-32	7.6

Purging was completed based on: ☒ stabilization of water quality parameters ☐ removal of three well volumes ☐ removal of at least one half well volume (low yield well)

Bottles Collected				Filtration	Preserved	Notes and Observations
Time	Volume	Composition (G / P)	No.	(10µm / 45µm)	(type)	(quality control sample, other)
1515	1L	G	2	☐ filtered ☒ unfiltered	—	
↓	40mL	G	3	☐ filtered ☒ unfiltered	HCL	
↓	120 mL	P	1	☐ filtered ☒ unfiltered	HNO3	

Notes: Record time at which purging is started. For low flow sampling, recommended stabilization criteria: temp ± 0.2°C; pH ± 0.1 units; conductivity ± 3%; DO ± 10%; ORP ± 10 mV; turbidity ± 10%; for at least three successive measurements that are made every 3-5 minutes with <1 foot of stable draw down.

Unless otherwise noted, groundwater sample collection was completed in accordance with the applicable requirements of Golder's Quality Assurance Program and Standard Operating Procedure ☐ 9 Conventional Groundwater Sample Collection ☒ 10 Low Flow Groundwater Sample Collection.

Field Team Leader JOHN BRAYTON (name) — (signature)

Groundwater Sample Collection

GOLDER

Project/Phase	19119232	Equipment Decon	☒ Dedicated equipment	Depth to Water	7.31 ft. BMP
Site Location	UPRR- HWPW		☐ Decon between locations	Casing Stickup	— ft.
Date	1-10-22	Reference Point	☒ Top of casing	☐ Depth to Water	7.31 ft. BGL
MW ID	MW50A	Location	Other	Total MW Depth	— ft. BGL
Sample ID	WG-1620-MW50A-2022	Water Quality		MW Diameter	2.0 inches
Pump	☐ Waterra ☐ Submersible	Meter Model	HORIBA	MW Volume	1 gallons
	☒ Peristaltic ☐ Bladder	Unit Number	U-5000	Pump Intake Depth	1 ft. BGL

Standard volume capacity of monitoring wells: Schedule 40 PVC (1-inch OD, 0.04 gallons/foot; 2-inch OD, 0.16 gallons/foot; 4-inch OD, 0.65 gallons/foot)

Time	Purge Rate (L/min)	Cumulative Purge Volume (L)	Depth to Water (ft)	Temp (°C) ☐ NM	pH ☐ NM	Conductivity (µS/m or mS/cm) ☐ not measured	Dissolved Oxygen (mg/L) ☐ not measured	Redox Potential (mV) ☐ not measured	Turbidity (NTU) ☐ NM
1534									
1544	.2		7.56	24.1	6.81	796	0.81	-36	7.9
1549	↓		7.59	24.3	6.86	812	0.76	-41	7.6
1554	↓		7.59	24.2	6.87	816	0.77	-42	7.2

Purging was completed based on: ☒ stabilization of water quality parameters ☐ removal of three well volumes ☐ removal of at least one half well volume (low yield well)

Bottles Collected				Filtration	Preserved	Notes and Observations
Time	Volume	Composition (G / P)	No.	(10µm / 45µm)	(type)	(quality control sample, other)
1610	1L	G	2	☐ filtered ☒ unfiltered	—	
↓	40mL	G	3	☐ filtered ☒ unfiltered	HCL	
↓	120 mL	P	1	☐ filtered ☒ unfiltered	HNO3	

Notes: Record time at which purging is started. For low flow sampling, recommended stabilization criteria: temp ± 0.2°C; pH ± 0.1 units; conductivity ± 3%; DO ± 10%; ORP ± 10 mV; turbidity ± 10%; for at least three successive measurements that are made every 3-5 minutes with <1 foot of stable draw down.

Unless otherwise noted, groundwater sample collection was completed in accordance with the applicable requirements of Golder's Quality Assurance Program and Standard Operating Procedure ☐ 9 Conventional Groundwater Sample Collection ☒ 10 Low Flow Groundwater Sample Collection.

MS/MSD

Field Team Leader JOHN BRAYTON (name) — signature

Groundwater Sample Collection

GOLDER

Project/Phase	19119232	Equipment Decon	☒ Dedicated equipment	Depth to Water	10.54	ft. BMP
Site Location	UPRR- HWPW		☐ Decon between locations	Casing Stickup	—	ft.
Date	1-10-22	Reference Point	☒ Top of casing	☐ Depth to Water	10.54	ft. BGL
MW ID	MW49A	Location	Other	Total MW Depth	—	ft. BGL
Sample ID	WG-1620-MW49A-20220110	Water Quality		MW Diameter	2.0	inches
Pump	☐ Waterra ☐ Submersible	Meter Model	HORIBA	MW Volume	1	gallons
	☒ Peristaltic ☐ Bladder	Unit Number	U-5000	Pump Intake Depth		ft. BGL

Standard volume capacity of monitoring wells: Schedule 40 PVC (1-inch OD, 0.04 gallons/foot; 2-inch OD, 0.16 gallons/foot; 4-inch OD, 0.65 gallons/foot)

Time	Purge Rate (L/min)	Cumulative Purge Volume (L)	Depth to Water (ft)	Temp (°C) ☐ NM	pH ☐ NM	Conductivity (µS/m or mS/cm) ☐ not measured	Dissolved Oxygen (mg/L) ☐ not measured	Redox Potential (mV) ☐ not measured	Turbidity (NTU) ☐ NM
1632									
1642	.2		10.73	24.7	6.77	1170	0.42	-67	5.2
1647			10.74	24.8	6.74	1120	0.47	-71	4.6
1652			10.74	24.7	6.73	1120	0.44	-72	4.9

Purging was completed based on: ☒ stabilization of water quality parameters ☐ removal of three well volumes ☐ removal of at least one half well volume (low yield well)

Bottles Collected				Filtration	Preserved	Notes and Observations
Time	Volume	Composition (G / P)	No.	(10µm / 45µm)	(type)	(quality control sample, other)
1705	1L	G	2	☐ filtered ☒ unfiltered	—	
	40mL	G	3	☐ filtered ☒ unfiltered	HCL	
	120 mL	P	1	☐ filtered ☒ unfiltered	HNO3	

Notes: Record time at which purging is started. For low flow sampling, recommended stabilization criteria: temp ± 0.2°C; pH ± 0.1 units; conductivity ± 3%; DO ± 10%; ORP ± 10 mV; turbidity ± 10%; for at least three successive measurements that are made every 3-5 minutes with <1 foot of stable draw down.

Unless otherwise noted, groundwater sample collection was completed in accordance with the applicable requirements of Golder's Quality Assurance Program and Standard Operating Procedure ☐ 9 Conventional Groundwater Sample Collection ☒ 10 Low Flow Groundwater Sample Collection.

Field Team Leader JOHN BRAYTON (name) — signature

WG-1620-FB04-20220110
1730-Sample

Groundwater Sample Collection

GOLDER

Project/Phase	19119232	Equipment Decon	☒ Dedicated equipment	Depth to Water	8.51	ft. BMP
Site Location	UPRR- HWPW		☐ Decon between locations	Casing Stickup	—	ft.
Date	1-11-22	Reference Point	☒ Top of casing	☐ Depth to Water	8.51	ft. BGL
MW ID	MW608	Location	Other	Total MW Depth	—	ft. BGL
Sample ID	WG-1620-MW608-20220110	Water Quality		MW Diameter	2.0	inches
Pump	☐ Waterra ☐ Submersible	Meter Model	HORIBA	MW Volume	1	gallons
	☒ Peristaltic ☐ Bladder	Unit Number	U-5000	Pump Intake Depth	1	ft. BGL

Standard volume capacity of monitoring wells: Schedule 40 PVC (1-inch OD, 0.04 gallons/foot; 2-inch OD, 0.16 gallons/foot; 4-inch OD, 0.65 gallons/foot)

Time	Purge Rate (L/min)	Cumulative Purge Volume (L)	Depth to Water (ft)	Temp (°C) ☐ NM	pH ☐ NM	Conductivity (µS/m or mS/cm) ☐ not measured	Dissolved Oxygen (mg/L) ☐ not measured	Redox Potential (mV) ☐ not measured	Turbidity (NTU) ☐ NM
0717									
0727	.2		8.84	23.6	6.96	1260	0.83	-11	3.6
0732			8.86	23.7	6.92	1230	0.71	-13	1.7
0737			8.86	23.7	6.97	1230	0.73	-12	1.7

Purging was completed based on: ☒ stabilization of water quality parameters ☐ removal of three well volumes ☐ removal of at least one half well volume (low yield well)

Bottles Collected				Filtration	Preserved	Notes and Observations
Time	Volume	Composition (G / P)	No.	(10µm / 45µm)	(type)	(quality control sample, other)
0750	1L	G	2	☐ filtered ☒ unfiltered	—	
	40mL	G	3	☐ filtered ☒ unfiltered	HCL	
	120 mL	P	1	☐ filtered ☒ unfiltered	HNO3	

Notes: Record time at which purging is started. For low flow sampling, recommended stabilization criteria: temp ± 0.2°C; pH ± 0.1 units; conductivity ± 3%; DO ± 10%; ORP ± 10 mV; turbidity ± 10%; for at least three successive measurements that are made every 3-5 minutes with <1 foot of stable draw down.

Unless otherwise noted, groundwater sample collection was completed in accordance with the applicable requirements of Golder's Quality Assurance Program and Standard Operating Procedure ☐ 9 Conventional Groundwater Sample Collection ☒ 10 Low Flow Groundwater Sample Collection.

Field Team Leader JOHN BRAYTON (name) — signature

Groundwater Sample Collection

Page 1 of 1

GOLDER

Project/Phase	19119232	Equipment Decon	☒ Dedicated equipment	Depth to Water	17.74 ft. BMP
Site Location	UPRR- HWPW		☐ Decon between locations	Casing Stickup	— ft.
Date	1-11-22	Reference Point	☒ Top of casing	☐ Depth to Water	17.74 ft. BGL
MW ID	MW47C	Location	Other	Total MW Depth	— ft. BGL
Sample ID	WG-1620-MW47C -20220110	Water Quality		MW Diameter	2.0 inches
Pump	☐ Waterra ☐ Submersible	Meter Model	HORIBA	MW Volume	1 gallons
	☒ Peristaltic ☐ Bladder	Unit Number	U-5000	Pump Intake Depth	1 ft. BGL

Standard volume capacity of monitoring wells: Schedule 40 PVC (1-inch OD, 0.04 gallons/foot; 2-inch OD, 0.16 gallons/foot; 4-inch OD, 0.65 gallons/foot)

Time	Purge Rate (L/min)	Cumulative Purge Volume (L)	Depth to Water (ft)	Temp (°C) ☐ NM	pH ☐ NM	Conductivity (µS/m or mS/cm) ☐ not measured	Dissolved Oxygen (mg/L) ☐ not measured	Redox Potential (mV) ☐ not measured	Turbidity (NTU) ☐ NM
0809									
0819	.2	1	17.96	24.6	6.71	1360	0.51	-26	4.6
0824	↓	↓	17.98	24.9	6.79	1370	0.56	-31	5.2
0829	↓	↓	17.99	24.9	6.77	1370	0.57	-32	5.6

Purging was completed based on: ☒ stabilization of water quality parameters ☐ removal of three well volumes ☐ removal of at least one half well volume (low yield well)

Bottles Collected				Filtration	Preserved	Notes and Observations
Time	Volume	Composition (G / P)	No.	(10µm / 45µm)	(type)	(quality control sample, other)
0840	1L	G	2	☐ filtered ☒ unfiltered	—	
↓	40mL	G	3	☐ filtered ☒ unfiltered	HCL	
↓	120 mL	P	1	☐ filtered ☒ unfiltered	HNO3	

Notes: Record time at which purging is started. For low flow sampling, recommended stabilization criteria: temp ± 0.2°C; pH ± 0.1 units; conductivity ± 3%; DO ± 10%; ORP ± 10 mV; turbidity ± 10%; for at least three successive measurements that are made every 3-5 minutes with <1 foot of stable draw down.

Unless otherwise noted, groundwater sample collection was completed in accordance with the applicable requirements of Golder's Quality Assurance Program and Standard Operating Procedure ☐ 9 Conventional Groundwater Sample Collection ☒ 10 Low Flow Groundwater Sample Collection.

Field Team Leader JOHN BRAYTON (name) — signature

Groundwater Sample Collection

GOLDER

Project/Phase	19119232	Equipment Decon	☒ Dedicated equipment	Depth to Water	17.56	ft. BMP
Site Location	UPRR- HWPW		☐ Decon between locations	Casing Stickup	—	ft.
Date	1-11-22	Reference Point	☒ Top of casing	☐ Depth to Water	17.56	ft. BGL
MW ID	MW34CR	Location	Other	Total MW Depth	—	ft. BGL
Sample ID	WG-1620-MW34CR-20220111	Water Quality		MW Diameter	2.0	inches
Pump	☐ Waterra ☐ Submersible	Meter Model	HORIBA	MW Volume	1	gallons
	☒ Peristaltic ☐ Bladder	Unit Number	U-5000	Pump Intake Depth	1	ft. BGL

Standard volume capacity of monitoring wells: Schedule 40 PVC (1-inch OD, 0.04 gallons/foot; 2-inch OD, 0.16 gallons/foot; 4-inch OD, 0.65 gallons/foot)

Time	Purge Rate (L/min)	Cumulative Purge Volume (L)	Depth to Water (ft)	Temp (°C) ☐ NM	pH ☐ NM	Conductivity (µS/m or mS/cm) ☐ not measured	Dissolved Oxygen (mg/L) ☐ not measured	Redox Potential (mV) ☐ not measured	Turbidity (NTU) ☐ NM
0859									
0909	.2	1	17.77	23.6	6.96	1060	0.67	-36	5.9
0914	↓	↓	17.79	23.7	6.99	1080	0.71	-41	6.7
0919	↓	↓	17.79	23.7	6.98	1090	0.72	-42	6.6

Purging was completed based on:	☒ stabilization of water quality parameters ☐ removal of three well volumes ☐ removal of at least one half well volume (low yield well)

Bottles Collected				Filtration	Preserved	Notes and Observations
Time	Volume	Composition (G / P)	No.	(10µm / 45µm)	(type)	(quality control sample, other)
0930	1L	G	2	☐ filtered ☒ unfiltered	—	
↓	40mL	G	3	☐ filtered ☒ unfiltered	HCL	
↓	120 mL	P	1	☐ filtered ☒ unfiltered	HNO3	

Notes: Record time at which purging is started. For low flow sampling, recommended stabilization criteria: temp ± 0.2°C; pH ± 0.1 units; conductivity ± 3%; DO ± 10%; ORP ± 10 mV; turbidity ± 10%; for at least three successive measurements that are made every 3-5 minutes with <1 foot of stable draw down.

Unless otherwise noted, groundwater sample collection was completed in accordance with the applicable requirements of Golder's Quality Assurance Program and Standard Operating Procedure ☐ 9 Conventional Groundwater Sample Collection ☒ 10 Low Flow Groundwater Sample Collection.

Field Team Leader JOHN BRAYTON (name) — signature

Groundwater Sample Collection

Page 1 of 1

GOLDER

Project/Phase	19119232	Equipment Decon	☒ Dedicated equipment	Depth to Water	1.31	ft. BMP
Site Location	UPRR- HWPW		☐ Decon between locations	Casing Stickup	—	ft.
Date	1-11-22	Reference Point	☒ Top of casing	☐ Depth to Water	1.31	ft. BGL
MW ID	MW36B	Location	Other	Total MW Depth	—	ft. BGL
Sample ID	WG-1620-MW36B -20220111	Water Quality		MW Diameter	2.0	inches
Pump	☐ Waterra ☐ Submersible	Meter Model	HORIBA	MW Volume	1	gallons
	☒ Peristaltic ☐ Bladder	Unit Number	U-5000	Pump Intake Depth	1	ft. BGL

Standard volume capacity of monitoring wells: Schedule 40 PVC (1-inch OD, 0.04 gallons/foot; 2-inch OD, 0.16 gallons/foot; 4-inch OD, 0.65 gallons/foot)

Time 0951	Purge Rate (L/min)	Cumulative Purge Volume (L)	Depth to Water (ft)	Temp (°C) ☐ NM	pH ☐ NM	Conductivity (µS/m or mS/cm) ☐ not measured	Dissolved Oxygen (mg/L) ☐ not measured	Redox Potential (mV) ☐ not measured	Turbidity (NTU) ☐ NM
1001	.2	1	2.34	21.4	7.17	1170	0.26	-6	6.7
1006	↓	↓	2.42	21.6	7.14	1190	0.31	-9	5.2
1011	↓	↓	2.44	21.7	7.13	1190	0.32	-9	5.7

Purging was completed based on: ☒ stabilization of water quality parameters ☐ removal of three well volumes ☐ removal of at least one half well volume (low yield well)

Bottles Collected				Filtration	Preserved	Notes and Observations
Time	Volume	Composition (G / P)	No.	(10µm / 45µm)	(type)	(quality control sample, other)
1030	1L	G	2	☐ filtered ☒ unfiltered	—	
↓	40mL	G	3	☐ filtered ☒ unfiltered	HCL	
↓	120 mL	P	1	☐ filtered ☒ unfiltered	HNO3	

Notes: Record time at which purging is started. For low flow sampling, recommended stabilization criteria: temp ± 0.2°C; pH ± 0.1 units; conductivity ± 3%; DO ± 10%; ORP ± 10 mV; turbidity ± 10%; for at least three successive measurements that are made every 3-5 minutes with <1 foot of stable draw down.

Unless otherwise noted, groundwater sample collection was completed in accordance with the applicable requirements of Golder's Quality Assurance Program and Standard Operating Procedure ☐ 9 Conventional Groundwater Sample Collection / ☒ 10 Low Flow Groundwater Sample Collection.

Field Team Leader JOHN BRAYTON (name) — (signature)

Groundwater Sample Collection

Page 1 of 1

GOLDER

Project/Phase	19119232	Equipment Decon	☒ Dedicated equipment	Depth to Water	15.41	ft. BMP
Site Location	UPRR- HWPW		☐ Decon between locations	Casing Stickup	—	ft.
Date	1-11-22	Reference Point	☒ Top of casing	☐ Depth to Water	15.41	ft. BGL
MW ID	MW87C	Location	Other	Total MW Depth	—	ft. BGL
Sample ID	WG-1620-MW87C-20220111	Water Quality		MW Diameter	2.0	inches
Pump	☐ Waterra ☐ Submersible	Meter Model	HORIBA	MW Volume	1	gallons
	☒ Peristaltic ☐ Bladder	Unit Number	U-5000	Pump Intake Depth	1	ft. BGL

Standard volume capacity of monitoring wells: Schedule 40 PVC (1-inch OD, 0.04 gallons/foot; 2-inch OD, 0.16 gallons/foot; 4-inch OD, 0.65 gallons/foot)

Time	Purge Rate (L/min)	Cumulative Purge Volume (L)	Depth to Water (ft)	Temp (°C) ☐ NM	pH ☐ NM	Conductivity (µS/m or mS/cm) ☐ not measured	Dissolved Oxygen (mg/L) ☐ not measured	Redox Potential (mV) ☐ not measured	Turbidity (NTU) ☐ NM
1044									
1054	.2		15.72	21.1	6.59	1320	0.67	-76	7.7
1059			15.74	21.7	6.64	1340	0.52	-81	8.6
1104			15.75	21.8	6.67	1340	0.57	-81	8.2

Purging was completed based on: ☒ stabilization of water quality parameters ☐ removal of three well volumes ☐ removal of at least one half well volume (low yield well)

Bottles Collected				Filtration	Preserved	Notes and Observations
Time	Volume	Composition (G / P)	No.	(10µm / 45µm)	(type)	(quality control sample, other)
1115	1L	G	2	☐ filtered ☒ unfiltered	—	
	40mL	G	3	☐ filtered ☒ unfiltered	HCL	
	120 mL	P	1	☐ filtered ☒ unfiltered	HNO_3	

Notes: Record time at which purging is started. For low flow sampling, recommended stabilization criteria: temp ± 0.2°C; pH ± 0.1 units; conductivity ± 3%; DO ± 10%; ORP ± 10 mV; turbidity ± 10%; for at least three successive measurements that are made every 3-5 minutes with <1 foot of stable draw down.

Unless otherwise noted, groundwater sample collection was completed in accordance with the applicable requirements of Golder's Quality Assurance Program and Standard Operating Procedure ☐ 9 Conventional Groundwater Sample Collection ☒ 10 Low Flow Groundwater Sample Collection.

Field Team Leader JOHN BRAYTON (name) — signature

Groundwater Sample Collection

GOLDER

Project/Phase	19119232	Equipment Decon	☒ Dedicated equipment	Depth to Water	8.91	ft. BMP
Site Location	UPRR- HWPW		☐ Decon between locations	Casing Stickup	—	ft.
Date	1-11-22	Reference Point	☒ Top of casing	☐ Depth to Water	8.91	ft. BGL
MW ID	MW20A	Location	Other	Total MW Depth	—	ft. BGL
Sample ID	WG-1620-MW20A-20220111	Water Quality		MW Diameter	2.0	inches
Pump	☐ Waterra ☐ Submersible	Meter Model	HORIBA	MW Volume	1	gallons
	☒ Peristaltic ☐ Bladder	Unit Number	U-5000	Pump Intake Depth	1	ft. BGL

Standard volume capacity of monitoring wells: Schedule 40 PVC (1-inch OD, 0.04 gallons/foot; 2-inch OD, 0.16 gallons/foot; 4-inch OD, 0.65 gallons/foot)

Time 1622	Purge Rate (L/min)	Cumulative Purge Volume (L)	Depth to Water (ft)	Temp (°C) ☐ NM	pH ☐ NM	Conductivity (µS/m or mS/cm) ☐ not measured	Dissolved Oxygen (mg/L) ☐ not measured	Redox Potential (mV) ☐ not measured	Turbidity (NTU) ☐ NM
1632	.2	1	9.16	21.7	6.74	1620	0.36	-17	4.6
1637	↓	↓	9.18	22.1	6.77	1570	0.21	-21	5.1
1642	↓	↓	9.18	22.1	6.74	1560	0.22	-22	5.1

Purging was completed based on: ☒ stabilization of water quality parameters ☐ removal of three well volumes ☐ removal of at least one half well volume (low yield well)

Bottles Collected				Filtration	Preserved	Notes and Observations
Time	Volume	Composition (G / P)	No.	(10µm / 45µm)	(type)	(quality control sample, other)
1655	1L	G	2	☐ filtered ☒ unfiltered	—	
↓	40mL	G	3	☐ filtered ☒ unfiltered	HCL	
↓	120 mL	P	1	☐ filtered ☒ unfiltered	HNO3	

Notes: Record time at which purging is started. For low flow sampling, recommended stabilization criteria: temp ± 0.2°C; pH ± 0.1 units; conductivity ± 3%; DO ± 10%; ORP ± 10 mV; turbidity ± 10%; for at least three successive measurements that are made every 3-5 minutes with <1 foot of stable draw down.

Unless otherwise noted, groundwater sample collection was completed in accordance with the applicable requirements of Golder's Quality Assurance Program and Standard Operating Procedure ☐ 9 Conventional Groundwater Sample Collection ☒ 10 Low Flow Groundwater Sample Collection.

Field Team Leader JOHN BRAYTON (name) — signature

(*) WG-1620-FB05-20220111
1720-sample

Groundwater Sample Collection

Page 1 of 1

GOLDER

Project/Phase	19119232	Equipment Decon	☒ Dedicated equipment	Depth to Water	8.68	ft. BMP
Site Location	UPRR- HWPW		☐ Decon between locations	Casing Stickup	—	ft.
Date	1-11-22	Reference Point	☒ Top of casing	☐ Depth to Water	8.68	ft. BGL
MW ID	MW47A	Location	Other	Total MW Depth	—	ft. BGL
Sample ID	WG-1620-MW47A-20220111	Water Quality		MW Diameter	2.0	inches
Pump	☐ Waterra ☐ Submersible	Meter Model	HORIBA	MW Volume	1	gallons
	☒ Peristaltic ☐ Bladder	Unit Number	U-5000	Pump Intake Depth		ft. BGL

Standard volume capacity of monitoring wells: Schedule 40 PVC (1-inch OD, 0.04 gallons/foot; 2-inch OD, 0.16 gallons/foot; 4-inch OD, 0.65 gallons/foot)

Time	Purge Rate	Cumulative Purge Volume	Depth to Water	Temp (°C)	pH	Conductivity (µS/m or mS/cm)	Dissolved Oxygen (mg/L)	Redox Potential (mV)	Turbidity (NTU)
1523	(L/min)	(L)	(ft)	☐ NM	☐ NM	☐ not measured	☐ not measured	☐ not measured	☐ NM
1533	.2		8.91	19.6		6.73 741	0.26	138	4.7
1538			8.94	20.1		6.76 762	0.21	136	6.2
1543			8.94	20.2		6.76 764	0.21	135	6.4

Purging was completed based on: ☒ stabilization of water quality parameters ☐ removal of three well volumes ☐ removal of at least one half well volume (low yield well)

Bottles Collected				Filtration	Preserved	Notes and Observations
Time	Volume	Composition (G / P)	No.	(10µm / 45µm)	(type)	(quality control sample, other)
1555	1L	G	2	☐ filtered ☒ unfiltered	—	
	40mL	G	3	☐ filtered ☒ unfiltered	HCL	
	120 mL	P	1	☐ filtered ☒ unfiltered	HNO3	

Notes: Record time at which purging is started. For low flow sampling, recommended stabilization criteria: temp ± 0.2°C; pH ± 0.1 units; conductivity ± 3%; DO ± 10%; ORP ± 10 mV; turbidity ± 10%; for at least three successive measurements that are made every 3-5 minutes with <1 foot of stable draw down.

Unless otherwise noted, groundwater sample collection was completed in accordance with the applicable requirements of Golder's Quality Assurance Program and Standard Operating Procedure ☐ 9 Conventional Groundwater Sample Collection ☒ 10 Low Flow Groundwater Sample Collection.

Field Team Leader JOHN BRAYTON (name) — signature

Groundwater Sample Collection

GOLDER

Project/Phase	19119232	Equipment Decon	☒ Dedicated equipment	Depth to Water	7.46	ft. BMP
Site Location	UPRR- HWPW		☐ Decon between locations	Casing Stickup	—	ft.
Date	1-11-22	Reference Point	☒ Top of casing	☐ Depth to Water	7.44	ft. BGL
MW ID	MW60AR	Location	Other	Total MW Depth	—	ft. BGL
Sample ID	WG-1620-MW60AR-20220111	Water Quality		MW Diameter	2.0	inches
Pump	☐ Waterra ☐ Submersible	Meter Model	HORIBA	MW Volume	1	gallons
	☒ Peristaltic ☐ Bladder	Unit Number	U-5000	Pump Intake Depth	1	ft. BGL

Standard volume capacity of monitoring wells: Schedule 40 PVC (1-inch OD, 0.04 gallons/foot; 2-inch OD, 0.16 gallons/foot; 4-inch OD, 0.65 gallons/foot)

Time	Purge Rate (L/min)	Cumulative Purge Volume (L)	Depth to Water (ft)	Temp (°C) ☐ NM	pH ☐ NM	Conductivity (µS/m or mS/cm) ☐ not measured	Dissolved Oxygen (mg/L) ☐ not measured	Redox Potential (mV) ☐ not measured	Turbidity (NTU) ☐ NM
1427									
1437	.2	1	7.62	24.3	6.75	1200	0.61	91	3.6
1442	↓	↓	7.64	24.1	6.77	1210	0.46	94	4.7
1447	↓	↓	7.65	24.1	6.78	1200	0.44	94	4.6

Purging was completed based on: ☒ stabilization of water quality parameters ☐ removal of three well volumes ☐ removal of at least one half well volume (low yield well)

Bottles Collected				Filtration	Preserved	Notes and Observations
Time	Volume	Composition (G / P)	No.	(10µm / 45µm)	(type)	(quality control sample, other)
1500	1L	G	2	☐ filtered ☒ unfiltered	—	
↓	40mL	G	3	☐ filtered ☒ unfiltered	HCL	
↓	120 mL	P	1	☐ filtered ☒ unfiltered	HNO3	

Notes: Record time at which purging is started. For low flow sampling, recommended stabilization criteria: temp ± 0.2°C; pH ± 0.1 units; conductivity ± 3%; DO ± 10%; ORP ± 10 mV; turbidity ± 10%; for at least three successive measurements that are made every 3-5 minutes with <1 foot of stable draw down.

Unless otherwise noted, groundwater sample collection was completed in accordance with the applicable requirements of Golder's Quality Assurance Program and Standard Operating Procedure ☐ 9 Conventional Groundwater Sample Collection ☒ 10 Low Flow Groundwater Sample Collection.

Field Team Leader JOHN BRAYTON (name) — signature

Groundwater Sample Collection

Page 1 of 1

GOLDER

Project/Phase	19119232	Equipment Decon	☒ Dedicated equipment	Depth to Water	9.47	ft. BMP
Site Location	UPRR- HWPW		☐ Decon between locations	Casing Stickup	—	ft.
Date	1-11-22	Reference Point	☒ Top of casing	☐ Depth to Water	9.47	ft. BGL
MW ID	MW79A	Location	Other	Total MW Depth	—	ft. BGL
Sample ID	WG-1620-MW79A-20220111	Water Quality		MW Diameter	2.0	inches
Pump	☐ Waterra ☐ Submersible	Meter Model	HORIBA	MW Volume	1	gallons
	☒ Peristaltic ☐ Bladder	Unit Number	U-5000	Pump Intake Depth	1	ft. BGL

Standard volume capacity of monitoring wells: Schedule 40 PVC (1-inch OD, 0.04 gallons/foot; 2-inch OD, 0.16 gallons/foot; 4-inch OD, 0.65 gallons/foot)

Time	Purge Rate	Cumulative Purge Volume	Depth to Water	Temp (°C)	pH	Conductivity (µS/m or mS/cm)	Dissolved Oxygen (mg/L)	Redox Potential (mV)	Turbidity (NTU)
1334	(L/min)	(L)	(ft)	☐ NM	☐ NM	☐ not measured	☐ not measured	☐ not measured	☐ NM
1344	.2	1	9.69	19.64	6.46	860	0.47	42	26.7
1349	↓	↓	9.72	19.71	6.51	870	0.56	27	31.2
1354	↓	↓	9.72	19.72	6.53	870	0.54	27	30.6

Purging was completed based on: ☒ stabilization of water quality parameters ☐ removal of three well volumes ☐ removal of at least one half well volume (low yield well)

Bottles Collected				Filtration	Preserved	Notes and Observations
Time	Volume	Composition (G / P)	No.	(10µm / 45µm)	(type)	(quality control sample, other)
1405	1L	G	2	☐ filtered ☒ unfiltered	—	
↓	40mL	G	3	☐ filtered ☒ unfiltered	HCL	
↓	120 mL	P	1	☒ filtered ☐ unfiltered	HNO3	

Notes: Record time at which purging is started. For low flow sampling, recommended stabilization criteria: temp ± 0.2°C; pH ± 0.1 units; conductivity ± 3%; DO ± 10%; ORP ± 10 mV; turbidity ± 10%; for at least three successive measurements that are made every 3-5 minutes with <1 foot of stable draw down.

Unless otherwise noted, groundwater sample collection was completed in accordance with the applicable requirements of Golder's Quality Assurance Program and Standard Operating Procedure ☐ 9 Conventional Groundwater Sample Collection ☒ 10 Low Flow Groundwater Sample Collection.

Field Team Leader JOHN BRAYTON (name) — signature

Groundwater Sample Collection

Page 1 of 1

GOLDER

Project/Phase	19119232	Equipment Decon	☒ Dedicated equipment	Depth to Water	7.44	ft. BMP
Site Location	UPRR- HWPW		☐ Decon between locations	Casing Stickup	—	ft.
Date	1-11-22	Reference Point	☒ Top of casing	☐ Depth to Water	7.44	ft. BGL
MW ID	MWS1A	Location	Other	Total MW Depth	—	ft. BGL
Sample ID	WG-1620-MWS1A-20220111	Water Quality		MW Diameter	2.0	inches
Pump	☐ Waterra ☐ Submersible	Meter Model	HORIBA	MW Volume	1	gallons
	☒ Peristaltic ☐ Bladder	Unit Number	U-5000	Pump Intake Depth		ft. BGL

Standard volume capacity of monitoring wells: Schedule 40 PVC (1-inch OD, 0.04 gallons/foot; 2-inch OD, 0.16 gallons/foot; 4-inch OD, 0.65 gallons/foot)

Time	Purge Rate (L/min)	Cumulative Purge Volume (L)	Depth to Water (ft)	Temp (°C) ☐ NM	pH ☐ NM	Conductivity (µS/m or mS/cm) ☐ not measured	Dissolved Oxygen (mg/L) ☐ not measured	Redox Potential (mV) ☐ not measured	Turbidity (NTU) ☐ NM
1236									
1246	.2	1	7.67	19.61	7.18	457	0.62	79	21.6
1251	↓	↓	7.71	19.64	7.21	467	0.36	74	22.7
1256	↓	↓	7.73	19.64	7.22	469	0.41	73	23.9

Purging was completed based on: ☒ stabilization of water quality parameters ☐ removal of three well volumes ☐ removal of at least one half well volume (low yield well)

Bottles Collected				Filtration	Preserved	Notes and Observations
Time	Volume	Composition (G / P)	No.	(10µm / 45µm)	(type)	(quality control sample, other)
1310	1L	G	2	☐ filtered ☒ unfiltered	—	
↓	40mL	G	3	☐ filtered ☒ unfiltered	HCL	
↓	120 mL	P	1	☒ filtered ☐ unfiltered	HNO3	

Notes: Record time at which purging is started. For low flow sampling, recommended stabilization criteria: temp ± 0.2°C; pH ± 0.1 units; conductivity ± 3%; DO ± 10%; ORP ± 10 mV; turbidity ± 10%; for at least three successive measurements that are made every 3-5 minutes with <1 foot of stable draw down.

Unless otherwise noted, groundwater sample collection was completed in accordance with the applicable requirements of Golder's Quality Assurance Program and Standard Operating Procedure ☐ 9 Conventional Groundwater Sample Collection ☒ 10 Low Flow Groundwater Sample Collection.

Field Team Leader JOHN BRAYTON (name) — signature

Groundwater Sample Collection

Page 1 of 1

GOLDER

Project/Phase	19119232	Equipment Decon	☒ Dedicated equipment	Depth to Water	8.81	ft. BMP
Site Location	UPRR- HWPW		☐ Decon between locations	Casing Stickup	—	ft.
Date	1-12-22	Reference Point	☒ Top of casing	☐ Depth to Water	8.81	ft. BGL
MW ID	MWS9B	Location	Other	Total MW Depth	—	ft. BGL
Sample ID	WG-1620-MWS9B-20220112	Water Quality		MW Diameter	2.0	inches
Pump	☐ Waterra ☐ Submersible	Meter Model	HORIBA	MW Volume	1	gallons
	☒ Peristaltic ☐ Bladder	Unit Number	U-5000	Pump Intake Depth		ft. BGL

Standard volume capacity of monitoring wells: Schedule 40 PVC (1-inch OD, 0.04 gallons/foot; 2-inch OD, 0.16 gallons/foot; 4-inch OD, 0.65 gallons/foot)

Time	Purge Rate (L/min)	Cumulative Purge Volume (L)	Depth to Water (ft)	Temp (°C) ☐ NM	pH ☐ NM	Conductivity (µS/m or mS/cm) ☐ not measured	Dissolved Oxygen (mg/L) ☐ not measured	Redox Potential (mV) ☐ not measured	Turbidity (NTU) ☐ NM
0809									
0819	.2	1	9.12	20.73	6.61	129	0.46	39	1.7
0824	↓	↓	9.14	20.86	6.64	161	0.51	41	2.2
0829	↓	↓	9.15	20.87	6.64	164	0.50	40	2.1

Purging was completed based on: ☒ stabilization of water quality parameters ☐ removal of three well volumes ☐ removal of at least one half well volume (low yield well)

Bottles Collected				Filtration	Preserved	Notes and Observations
Time	Volume	Composition (G / P)	No.	(10µm / 45µm)	(type)	(quality control sample, other)
0840	1L	G	2	☐ filtered ☒ unfiltered	—	
↓	40mL	G	3	☐ filtered ☒ unfiltered	HCL	
↓	120 mL	P	1	☐ filtered ☒ unfiltered	HNO3	

Notes: Record time at which purging is started. For low flow sampling, recommended stabilization criteria: temp ± 0.2°C; pH ± 0.1 units; conductivity ± 3%; DO ± 10%; ORP ± 10 mV; turbidity ± 10%; for at least three successive measurements that are made every 3-5 minutes with <1 foot of stable draw down.

Unless otherwise noted, groundwater sample collection was completed in accordance with the applicable requirements of Golder's Quality Assurance Program and Standard Operating Procedure ☐ 9 Conventional Groundwater Sample Collection ☒ 10 Low Flow Groundwater Sample Collection.

Field Team Leader JOHN BRAYTON (name) — signature

Groundwater Sample Collection

GOLDER

Project/Phase	19119232	Equipment Decon	☒ Dedicated equipment	Depth to Water	7.81	ft. BMP
Site Location	UPRR- HWPW		☐ Decon between locations	Casing Stickup	—	ft.
Date	1-12-22	Reference Point	☒ Top of casing	☐ Depth to Water	7.81	ft. BGL
MW ID	MW74B	Location	Other	Total MW Depth	—	ft. BGL
Sample ID	WG-1620-MW74B-20220112	Water Quality		MW Diameter	2.0	inches
Pump	☐ Waterra ☐ Submersible	Meter Model	HORIBA	MW Volume	1	gallons
	☒ Peristaltic ☐ Bladder	Unit Number	U-5000	Pump Intake Depth	1	ft. BGL

Standard volume capacity of monitoring wells: Schedule 40 PVC (1-inch OD, 0.04 gallons/foot; 2-inch OD, 0.16 gallons/foot; 4-inch OD, 0.65 gallons/foot)

Time	Purge Rate	Cumulative Purge Volume	Depth to Water	Temp (°C)	pH	Conductivity (µS/m or mS/cm)	Dissolved Oxygen (mg/L)	Redox Potential (mV)	Turbidity (NTU)
0858	(L/min)	(L)	(ft)	☐ NM	☐ NM	☐ not measured	☐ not measured	☐ not measured	☐ NM
0908	.2	1	7.96	21.82	6.79	1350	0.36	-45	16.7
0913	↓	↓	8.02	21.80	6.86	1370	0.26	-47	17.9
0918	↓	↓	8.04	21.83	6.84	1370	0.27	-47	17.3

Purging was completed based on: ☒ stabilization of water quality parameters ☐ removal of three well volumes ☐ removal of at least one half well volume (low yield well)

Bottles Collected				Filtration	Preserved	Notes and Observations
Time	Volume	Composition (G / P)	No.	(10µm / 45µm)	(type)	(quality control sample, other)
0930	1L	G	2	☐ filtered ☒ unfiltered	—	
↓	40mL	G	3	☐ filtered ☒ unfiltered	HCL	
↓	120 mL	P	1	☒ filtered ☐ unfiltered	HNO_3	

Notes: Record time at which purging is started. For low flow sampling, recommended stabilization criteria: temp ± 0.2°C; pH ± 0.1 units; conductivity ± 3%; DO ± 10%; ORP ± 10 mV; turbidity ± 10%; for at least three successive measurements that are made every 3-5 minutes with <1 foot of stable draw down.

Unless otherwise noted, groundwater sample collection was completed in accordance with the applicable requirements of Golder's Quality Assurance Program and Standard Operating Procedure ☐ 9 Conventional Groundwater Sample Collection ☒ 10 Low Flow Groundwater Sample Collection.

Field Team Leader JOHN BRAYTON (name) — signature

Groundwater Sample Collection

Page 1 of 1

GOLDER

Project/Phase	19119232	Equipment Decon	☒ Dedicated equipment	Depth to Water	4.26	ft. BMP
Site Location	UPRR- HWPW		☐ Decon between locations	Casing Stickup	—	ft.
Date	1-12-22	Reference Point	☒ Top of casing	☐ Depth to Water	4.26	ft. BGL
MW ID	MW33BR	Location	Other	Total MW Depth	—	ft. BGL
Sample ID	WG-1620-MW33BR-20220112	Water Quality		MW Diameter	2.0	inches
Pump	☐ Waterra ☐ Submersible	Meter Model	HORIBA	MW Volume	1	gallons
	☒ Peristaltic ☐ Bladder	Unit Number	U-5000	Pump Intake Depth		ft. BGL

Standard volume capacity of monitoring wells: Schedule 40 PVC (1-inch OD, 0.04 gallons/foot; 2-inch OD, 0.16 gallons/foot; 4-inch OD, 0.65 gallons/foot)

Time 0951	Purge Rate (L/min)	Cumulative Purge Volume (L)	Depth to Water (ft)	Temp (°C) ☐ NM	pH ☐ NM	Conductivity (µS/m or mS/cm) ☐ not measured	Dissolved Oxygen (mg/L) ☐ not measured	Redox Potential (mV) ☐ not measured	Turbidity (NTU) ☐ NM
1001	.2	1	4.76	21.13	6.72	871	0.39	-121	5.6
1006	↓	↓	4.89	21.17	6.79	886	0.41	-126	7.2
1011	↓	↓	4.92	21.17	6.79	883	0.42	-127	7.7

Purging was completed based on: ☒ stabilization of water quality parameters ☐ removal of three well volumes ☐ removal of at least one half well volume (low yield well)

Bottles Collected				Filtration	Preserved	Notes and Observations
Time	Volume	Composition (G / P)	No.	(10µm / 45µm)	(type)	(quality control sample, other)
1020	1L	G	2	☐ filtered ☒ unfiltered	—	
↓	40mL	G	3	☐ filtered ☒ unfiltered	HCL	
↓	120 mL	P	1	☐ filtered ☒ unfiltered	HNO3	

Notes: Record time at which purging is started. For low flow sampling, recommended stabilization criteria: temp ± 0.2°C; pH ± 0.1 units; conductivity ± 3%; DO ± 10%; ORP ± 10 mV; turbidity ± 10%; for at least three successive measurements that are made every 3-5 minutes with <1 foot of stable draw down.

Unless otherwise noted, groundwater sample collection was completed in accordance with the applicable requirements of Golder's Quality Assurance Program and Standard Operating Procedure ☐ 9 Conventional Groundwater Sample Collection ☒ 10 Low Flow Groundwater Sample Collection.

Field Team Leader JOHN BRAYTON (name) — signature

Groundwater Sample Collection

Page 1 of 1

GOLDER

Project/Phase	19119232	Equipment Decon	☒ Dedicated equipment	Depth to Water	2.16	ft. BMP
Site Location	UPRR- HWPW		☐ Decon between locations	Casing Stickup	—	ft.
Date	1-12-22	Reference Point	☒ Top of casing	☐ Depth to Water	2.16	ft. BGL
MW ID	MW71B	Location	Other	Total MW Depth	—	ft. BGL
Sample ID	WG-1620-MW71B-20220112	Water Quality		MW Diameter	2.0	inches
Pump	☐ Waterra ☐ Submersible	Meter Model	HORIBA	MW Volume	1	gallons
	☒ Peristaltic ☐ Bladder	Unit Number	U-5000	Pump Intake Depth		ft. BGL

Standard volume capacity of monitoring wells: Schedule 40 PVC (1-inch OD, 0.04 gallons/foot; 2-inch OD, 0.16 gallons/foot; 4-inch OD, 0.65 gallons/foot)

Time	Purge Rate (L/min)	Cumulative Purge Volume (L)	Depth to Water (ft)	Temp (°C) ☐ NM	pH ☐ NM	Conductivity (µS/m or mS/cm) ☐ not measured	Dissolved Oxygen (mg/L) ☐ not measured	Redox Potential (mV) ☐ not measured	Turbidity (NTU) ☐ NM
1036									
1046	.2	1	2.74	20.54	7.11	363	0.71	-88	11.7
1051	↓	↓	2.79	20.57	7.06	371	0.46	-88	9.2
1056	↓	↓	2.81	20.51	7.11	372	0.49	-88	9.7

Purging was completed based on: ☒ stabilization of water quality parameters ☐ removal of three well volumes ☐ removal of at least one half well volume (low yield well)

Bottles Collected				Filtration	Preserved	Notes and Observations
Time	Volume	Composition (G / P)	No.	(10µm / 45µm)	(type)	(quality control sample, other)
1105	1L	G	2	☐ filtered ☒ unfiltered	—	
↓	40mL	G	3	☐ filtered ☒ unfiltered	HCL	
↓	120 mL	P	1	☐ filtered ☒ unfiltered	HNO3	

Notes: Record time at which purging is started. For low flow sampling, recommended stabilization criteria: temp ± 0.2°C; pH ± 0.1 units; conductivity ± 3%; DO ± 10%; ORP ± 10 mV; turbidity ± 10%; for at least three successive measurements that are made every 3-5 minutes with <1 foot of stable draw down.

Unless otherwise noted, groundwater sample collection was completed in accordance with the applicable requirements of Golder's Quality Assurance Program and Standard Operating Procedure ☐ 9 Conventional Groundwater Sample Collection ☒ 10 Low Flow Groundwater Sample Collection.

Field Team Leader JOHN BRAYTON (name) — signature

Groundwater Sample Collection

GOLDER

Project/Phase	19119232	Equipment Decon	☒ Dedicated equipment	Depth to Water	6.13	ft. BMP
Site Location	UPRR- HWPW		☐ Decon between locations	Casing Stickup	—	ft.
Date	1-12-22	Reference Point	☒ Top of casing	☐ Depth to Water	6.13	ft. BGL
MW ID	MW61A	Location	Other	Total MW Depth	—	ft. BGL
Sample ID	WG-1620-MW61A-20220112	Water Quality		MW Diameter	2.0	inches
Pump	☐ Waterra ☐ Submersible	Meter Model	HORIBA	MW Volume	1	gallons
	☒ Peristaltic ☐ Bladder	Unit Number	U-5000	Pump Intake Depth	1	ft. BGL

Standard volume capacity of monitoring wells: Schedule 40 PVC (1-inch OD, 0.04 gallons/foot; 2-inch OD, 0.16 gallons/foot; 4-inch OD, 0.65 gallons/foot)

Time	Purge Rate (L/min)	Cumulative Purge Volume (L)	Depth to Water (ft)	Temp (°C) ☐ NM	pH ☐ NM	Conductivity (µS/m or mS/cm) ☐ not measured	Dissolved Oxygen (mg/L) ☐ not measured	Redox Potential (mV) ☐ not measured	Turbidity (NTU) ☐ NM
1217									
1227	.2	1	6.56	20.67	6.56	472	0.42	-47	17.3
1232	↓	↓	6.62	20.72	6.71	496	0.34	-51	11.7
1237	↓	↓	6.64	20.79	6.73	498	0.37	-50	12.2

Purging was completed based on: ☒ stabilization of water quality parameters ☐ removal of three well volumes ☐ removal of at least one half well volume (low yield well)

Bottles Collected				Filtration	Preserved	Notes and Observations
Time	Volume	Composition (G / P)	No.	(10µm / 45µm)	(type)	(quality control sample, other)
1250	1L	G	2	☐ filtered ☒ unfiltered	—	
↓	40mL	G	3	☐ filtered ☒ unfiltered	HCL	
↓	120 mL	P	1	☒ filtered ☐ unfiltered	HNO3	

Notes: Record time at which purging is started. For low flow sampling, recommended stabilization criteria: temp ± 0.2°C; pH ± 0.1 units; conductivity ± 3%; DO ± 10%; ORP ± 10 mV; turbidity ± 10%; for at least three successive measurements that are made every 3-5 minutes with <1 foot of stable draw down.

Unless otherwise noted, groundwater sample collection was completed in accordance with the applicable requirements of Golder's Quality Assurance Program and Standard Operating Procedure ☐ 9 Conventional Groundwater Sample Collection ☒ 10 Low Flow Groundwater Sample Collection.

MS | MSD

Field Team Leader JOHN BRAYTON (name) — signature

Groundwater Sample Collection

Page 1 of 1

GOLDER

Project/Phase	19119232	Equipment Decon	☒ Dedicated equipment	Depth to Water	8.92	ft. BMP
Site Location	UPRR- HWPW		☐ Decon between locations	Casing Stickup	—	ft.
Date	1-12-22	Reference Point	☒ Top of casing	☐ Depth to Water	8.92	ft. BGL
MW ID	MW59A	Location	Other	Total MW Depth	—	ft. BGL
Sample ID	WG-1620-MW59A -20220112	Water Quality		MW Diameter	2.0	inches
Pump	☐ Waterra ☐ Submersible	Meter Model	HORIBA	MW Volume	1	gallons
	☒ Peristaltic ☐ Bladder	Unit Number	U-5000	Pump Intake Depth	1	ft. BGL

Standard volume capacity of monitoring wells: Schedule 40 PVC (1-inch OD, 0.04 gallons/foot; 2-inch OD, 0.16 gallons/foot; 4-inch OD, 0.65 gallons/foot)

Time	Purge Rate	Cumulative Purge Volume	Depth to Water	Temp (°C)	pH	Conductivity (µS/m or mS/cm)	Dissolved Oxygen (mg/L)	Redox Potential (mV)	Turbidity (NTU)
1308	(L/min)	(L)	(ft)	☐ NM	☐ NM	☐ not measured	☐ not measured	☐ not measured	☐ NM
1318	.2	1	9.34	22.12	6.64	514	0.36	-4	9.6
1323	↓	↓	9.37	22.16	6.69	526	0.41	-9	8.2
1328	↓	↓	9.38	22.17	6.70	531	0.42	-9	8.4

Purging was completed based on: ☒ stabilization of water quality parameters ☐ removal of three well volumes ☐ removal of at least one half well volume (low yield well)

Bottles Collected				Filtration	Preserved	Notes and Observations
Time	Volume	Composition (G / P)	No.	(10µm / 45µm)	(type)	(quality control sample, other)
1340	1L	G	2	☐ filtered ☒ unfiltered	—	
↓	40mL	G	3	☐ filtered ☒ unfiltered	HCL	
↓	120 mL	P	1	☐ filtered ☒ unfiltered	HNO3	

Notes: Record time at which purging is started. For low flow sampling, recommended stabilization criteria: temp ± 0.2°C; pH ± 0.1 units; conductivity ± 3%; DO ± 10%; ORP ± 10 mV; turbidity ± 10%; for at least three successive measurements that are made every 3-5 minutes with <1 foot of stable draw down.

Unless otherwise noted, groundwater sample collection was completed in accordance with the applicable requirements of Golder's Quality Assurance Program and Standard Operating Procedure ☐ 9 Conventional Groundwater Sample Collection ☒ 10 Low Flow Groundwater Sample Collection.

Field Team Leader JOHN BRAYTON (name) — signature

Groundwater Sample Collection

Page 1 of 1

GOLDER

Project/Phase	19119232	Equipment Decon	☒ Dedicated equipment	Depth to Water	11.23	ft. BMP
Site Location	UPRR- HWPW		☐ Decon between locations	Casing Stickup	—	ft.
Date	1-12-22	Reference Point	☒ Top of casing	☐ Depth to Water	11.23	ft. BGL
MW ID	MW69A	Location	Other	Total MW Depth	—	ft. BGL
Sample ID	WG-1620-MW69A-20220112	Water Quality		MW Diameter	2.0	inches
Pump	☐ Waterra ☐ Submersible	Meter Model	HORIBA	MW Volume	1	gallons
	☒ Peristaltic ☐ Bladder	Unit Number	U-5000	Pump Intake Depth	1	ft. BGL

Standard volume capacity of monitoring wells: Schedule 40 PVC (1-inch OD, 0.04 gallons/foot; 2-inch OD, 0.16 gallons/foot; 4-inch OD, 0.65 gallons/foot)

Time	Purge Rate (L/min)	Cumulative Purge Volume (L)	Depth to Water (ft)	Temp (°C) ☐ NM	pH ☐ NM	Conductivity (µS/m or mS/cm) ☐ not measured	Dissolved Oxygen (mg/L) ☐ not measured	Redox Potential (mV) ☐ not measured	Turbidity (NTU) ☐ NM
1359									
1409	.2	1	11.46	21.3	6.67	1170	0.62	-26	4.2
1414			11.51	21.4	6.71	1190	0.47	-29	5.1
1419			11.53	21.4	6.72	1190	0.51	-29	5.7

Purging was completed based on: ☒ stabilization of water quality parameters ☐ removal of three well volumes ☐ removal of at least one half well volume (low yield well)

Bottles Collected				Filtration	Preserved	Notes and Observations
Time	Volume	Composition (G / P)	No.	(10µm / 45µm)	(type)	(quality control sample, other)
1430	1L	G	2	☐ filtered ☒ unfiltered	—	
	40mL	G	3	☐ filtered ☒ unfiltered	HCL	
	120 mL	P	1	☐ filtered ☒ unfiltered	HNO3	

Notes: Record time at which purging is started. For low flow sampling, recommended stabilization criteria: temp ± 0.2°C; pH ± 0.1 units; conductivity ± 3%; DO ± 10%; ORP ± 10 mV; turbidity ± 10%; for at least three successive measurements that are made every 3-5 minutes with <1 foot of stable draw down.

Unless otherwise noted, groundwater sample collection was completed in accordance with the applicable requirements of Golder's Quality Assurance Program and Standard Operating Procedure ☐ 9 Conventional Groundwater Sample Collection ☒ 10 Low Flow Groundwater Sample Collection.

Field Team Leader JOHN BRAYTON (name) — signature

Groundwater Sample Collection

GOLDER

Project/Phase	19119232	Equipment Decon	☒ Dedicated equipment	Depth to Water	7.34	ft. BMP
Site Location	UPRR- HWPW		☐ Decon between locations	Casing Stickup	—	ft.
Date	1-12-22	Reference Point	☒ Top of casing	☐ Depth to Water	7.34	ft. BGL
MW ID	MW88A	Location	Other	Total MW Depth	—	ft. BGL
Sample ID	WG-1620-MW88A-20220112	Water Quality		MW Diameter	2.0	inches
Pump	☐ Waterra ☐ Submersible	Meter Model	HORIBA	MW Volume	1	gallons
	☒ Peristaltic ☐ Bladder	Unit Number	U-5000	Pump Intake Depth		ft. BGL

Standard volume capacity of monitoring wells: Schedule 40 PVC (1-inch OD, 0.04 gallons/foot; 2-inch OD, 0.16 gallons/foot; 4-inch OD, 0.65 gallons/foot)

Time	Purge Rate (L/min)	Cumulative Purge Volume (L)	Depth to Water (ft)	Temp (°C) ☐ NM	pH ☐ NM	Conductivity (µS/m or mS/cm) ☐ not measured	Dissolved Oxygen (mg/L) ☐ not measured	Redox Potential (mV) ☐ not measured	Turbidity (NTU) ☐ NM
1502									
1512	.2	1		23.36	6.72	951	0.17	25	2.6
1517	↓	↓		23.41	6.77	962	0.21	28	3.1
1522	↓	↓		23.39	6.79	964	0.22	29	3.2

Purging was completed based on: ☒ stabilization of water quality parameters ☐ removal of three well volumes ☐ removal of at least one half well volume (low yield well)

Bottles Collected				Filtration	Preserved	Notes and Observations
Time	Volume	Composition (G / P)	No.	(10µm / 45µm)	(type)	(quality control sample, other)
1535	1L	G	2	☐ filtered ☒ unfiltered	—	
↓	40mL	G	3	☐ filtered ☒ unfiltered	HCL	
↓	120 mL	P	1	☐ filtered ☒ unfiltered	HNO3	

Notes: Record time at which purging is started. For low flow sampling, recommended stabilization criteria: temp ± 0.2°C; pH ± 0.1 units; conductivity ± 3%; DO ± 10%; ORP ± 10 mV; turbidity ± 10%; for at least three successive measurements that are made every 3-5 minutes with <1 foot of stable draw down.

Unless otherwise noted, groundwater sample collection was completed in accordance with the applicable requirements of Golder's Quality Assurance Program and Standard Operating Procedure ☐ 9 Conventional Groundwater Sample Collection ☒ 10 Low Flow Groundwater Sample Collection.

Field Team Leader JOHN BRAYTON (name) — signature

Groundwater Sample Collection

Page 1 of 1

GOLDER

Project/Phase	19119232	Equipment Decon	☒ Dedicated equipment	Depth to Water	9.09	ft. BMP
Site Location	UPRR- HWPW		☐ Decon between locations	Casing Stickup	—	ft.
Date	1-12-22	Reference Point	☒ Top of casing	☐ Depth to Water	9.09	ft. BGL
MW ID	MW15A	Location	Other	Total MW Depth	—	ft. BGL
Sample ID	WG-1620-MW15A-20220112	Water Quality		MW Diameter	2.0	inches
Pump	☐ Waterra ☐ Submersible	Meter Model	HORIBA	MW Volume		gallons
	☒ Peristaltic ☐ Bladder	Unit Number	U-5000	Pump Intake Depth	1	ft. BGL

Standard volume capacity of monitoring wells: Schedule 40 PVC (1-inch OD, 0.04 gallons/foot; 2-inch OD, 0.16 gallons/foot; 4-inch OD, 0.65 gallons/foot)

Time	Purge Rate (L/min)	Cumulative Purge Volume (L)	Depth to Water (ft)	Temp (°C) ☐ NM	pH ☐ NM	Conductivity (µS/m or mS/cm) ☐ not measured	Dissolved Oxygen (mg/L) ☐ not measured	Redox Potential (mV) ☐ not measured	Turbidity (NTU) ☐ NM
1557									
1607	.2	1	9.36	22.19	6.76	1030	0.27	-71	8.6
1612	↓	↓	9.41	22.26	6.84	1060	0.32	-74	6.7
1617	↓	↓	9.42	22.27	6.82	1070	0.33	-75	6.9

Purging was completed based on: ☒ stabilization of water quality parameters ☐ removal of three well volumes ☐ removal of at least one half well volume (low yield well)

Bottles Collected				Filtration	Preserved	Notes and Observations
Time	Volume	Composition (G / P)	No.	(10µm / 45µm)	(type)	(quality control sample, other)
1630	1L	G	2	☐ filtered ☒ unfiltered	—	
↓	40mL	G	3	☐ filtered ☒ unfiltered	HCL	
↓	120 mL	P	1	☐ filtered ☒ unfiltered	HNO3	

Notes: Record time at which purging is started. For low flow sampling, recommended stabilization criteria: temp ± 0.2°C; pH ± 0.1 units; conductivity ± 3%; DO ± 10%; ORP ± 10 mV; turbidity ± 10%; for at least three successive measurements that are made every 3-5 minutes with <1 foot of stable draw down.

Unless otherwise noted, groundwater sample collection was completed in accordance with the applicable requirements of Golder's Quality Assurance Program and Standard Operating Procedure ☐ 9 Conventional Groundwater Sample Collection ☒ 10 Low Flow Groundwater Sample Collection.

Field Team Leader JOHN BRAYTON (name) — signature

WG-1620-MWFB06-20220112
1715-sample time

Groundwater Sample Collection

GOLDER

Project/Phase	19119232	Equipment Decon	☒ Dedicated equipment ☐ Decon between locations	Depth to Water	1.67 ft. BMP
Site Location	UPRR- HWPW			Casing Stickup	— ft.
Date	1-12-22	Reference Point	☒ Top of casing	☐ Depth to Water	ft. BGL
MW ID	MW61B	Location	Other	Total MW Depth	— ft. BGL
Sample ID	WG-1620-MW61B -20220112	Water Quality		MW Diameter	2.0 inches
Pump	☐ Waterra ☐ Submersible	Meter Model	HORIBA	MW Volume	1 gallons
	☒ Peristaltic ☐ Bladder	Unit Number	U-5000	Pump Intake Depth	ft. BGL

Standard volume capacity of monitoring wells: Schedule 40 PVC (1-inch OD, 0.04 gallons/foot; 2-inch OD, 0.16 gallons/foot; 4-inch OD, 0.65 gallons/foot)

Time	Purge Rate	Cumulative Purge Volume	Depth to Water	Temp	pH	Conductivity	Dissolved Oxygen	Redox Potential	Turbidity
0713	(L/min)	(L)	(ft)	(°C) ☐ NM	☐ NM	(µS/m or mS/cm) ☐ not measured	(mg/L) ☐ not measured	(mV) ☐ not measured	(NTU) ☐ NM
0723	.2	1	2.47	20.88	7.07	1230	0.26	-121	18.7
0728	↓	↓	2.51	20.96	7.12	1260	0.16	-119	13.3
0733	↓	↓	2.53	20.97	7.11	1270	0.17	-119	13.6

Purging was completed based on: ☒ stabilization of water quality parameters ☐ removal of three well volumes ☐ removal of at least one half well volume (low yield well)

Bottles Collected				Filtration	Preserved	Notes and Observations
Time	Volume	Composition (G / P)	No.	(10µm / 45µm)	(type)	(quality control sample, other)
0745	1L	G	2	☐ filtered ☒ unfiltered	—	
↓	40mL	G	3	☐ filtered ☒ unfiltered	HCL	
↓	120 mL	P	1	☒ filtered ☐ unfiltered	HNO_3	

Notes: Record time at which purging is started. For low flow sampling, recommended stabilization criteria: temp ± 0.2°C; pH ± 0.1 units; conductivity ± 3%; DO ± 10%; ORP ± 10 mV; turbidity ± 10%; for at least three successive measurements that are made every 3-5 minutes with <1 foot of stable draw down.

Unless otherwise noted, groundwater sample collection was completed in accordance with the applicable requirements of Golder's Quality Assurance Program and Standard Operating Procedure ☐ 9 Conventional Groundwater Sample Collection ☒ 10 Low Flow Groundwater Sample Collection.

Field Team Leader JOHN BRAYTON (name) — signature

Groundwater Sample Collection

GOLDER

Project/Phase	19119232	Equipment Decon	☒ Dedicated equipment	Depth to Water	22.11	ft. BMP
Site Location	UPRR- HWPW		☐ Decon between locations	Casing Stickup	—	ft.
Date	~~MW17C~~ 1-13-22	Reference Point	☒ Top of casing	☐ Depth to Water	22.11	ft. BGL
MW ID	MW17C	Location	Other	Total MW Depth	—	ft. BGL
Sample ID	WG-1620-MW17C-20220113	Water Quality		MW Diameter	2.0	inches
Pump	☐ Waterra ☐ Submersible	Meter Model	HORIBA	MW Volume	1	gallons
	☒ Peristaltic ☐ Bladder	Unit Number	U-5000	Pump Intake Depth	1	ft. BGL

Standard volume capacity of monitoring wells: Schedule 40 PVC (1-inch OD, 0.04 gallons/foot; 2-inch OD, 0.16 gallons/foot; 4-inch OD, 0.65 gallons/foot)

Time 0717	Purge Rate (L/min)	Cumulative Purge Volume (L)	Depth to Water (ft)	Temp (°C) ☐ NM	pH ☐ NM	Conductivity (µS/m or mS/cm) ☐ not measured	Dissolved Oxygen (mg/L) ☐ not measured	Redox Potential (mV) ☐ not measured	Turbidity (NTU) ☐ NM
0727	.2	1	22.39	18.72	7.26	1710	0.36	-67	16.7
0732	↓	1	22.42	18.79	7.25	1730	0.41	-71	15.2
0737	↓	1	22.45	18.77	7.25	1730	0.42	-72	15.7

Purging was completed based on: ☒ stabilization of water quality parameters ☐ removal of three well volumes ☐ removal of at least one half well volume (low yield well)

Bottles Collected				Filtration	Preserved	Notes and Observations
Time	Volume	Composition (G / P)	No.	(10µm / 45µm)	(type)	(quality control sample, other)
0745	1L	G	2	☐ filtered ☒ unfiltered	—	
↓	40mL	G	3	☐ filtered ☒ unfiltered	HCL	
↓	120 mL	P	1	☒ filtered ☐ unfiltered	HNO_3	

Notes: Record time at which purging is started. For low flow sampling, recommended stabilization criteria: temp ± 0.2°C; pH ± 0.1 units; conductivity ± 3%; DO ± 10%; ORP ± 10 mV; turbidity ± 10%; for at least three successive measurements that are made every 3-5 minutes with <1 foot of stable draw down.

Unless otherwise noted, groundwater sample collection was completed in accordance with the applicable requirements of Golder's Quality Assurance Program and Standard Operating Procedure ☐ 9 Conventional Groundwater Sample Collection ☒ 10 Low Flow Groundwater Sample Collection.

Field Team Leader JOHN BRAYTON (name) — signature

Groundwater Sample Collection

GOLDER

Project/Phase	19119232	Equipment Decon	☒ Dedicated equipment	Depth to Water	25.87 ft. BMP
Site Location	UPRR- HWPW		☐ Decon between locations	Casing Stickup	— ft.
Date	1-13-22	Reference Point	☒ Top of casing	☐ Depth to Water	25.87 ft. BGL
MW ID	MW23C	Location	Other	Total MW Depth	— ft. BGL
Sample ID	WG-1620-MW23C-20220113	Water Quality		MW Diameter	2.0 inches
Pump	☐ Waterra ☐ Submersible	Meter Model	HORIBA	MW Volume	1 gallons
	☒ Peristaltic ☐ Bladder	Unit Number	U-5000	Pump Intake Depth	ft. BGL

Standard volume capacity of monitoring wells: Schedule 40 PVC (1-inch OD, 0.04 gallons/foot; 2-inch OD, 0.16 gallons/foot; 4-inch OD, 0.65 gallons/foot)

Time	Purge Rate (L/min)	Cumulative Purge Volume (L)	Depth to Water (ft)	Temp (°C) ☐ NM	pH ☐ NM	Conductivity (µS/m or mS/cm) ☐ not measured	Dissolved Oxygen (mg/L) ☐ not measured	Redox Potential (mV) ☐ not measured	Turbidity (NTU) ☐ NM
0804									
0814	.2	1	26.09	18.67	7.37	809	0.32	-90	16.7
0819	↓	↓	26.12	18.71	7.40	812	0.36	-92	17.6
0824	↓	↓	26.13	18.72	7.41	816	0.37	-92	17.7

Purging was completed based on: ☒ stabilization of water quality parameters ☐ removal of three well volumes ☐ removal of at least one half well volume (low yield well)

Bottles Collected				Filtration	Preserved	Notes and Observations
Time	Volume	Composition (G / P)	No.	(10µm / 45µm)	(type)	(quality control sample, other)
0835	1L	G	2	☐ filtered ☒ unfiltered	—	
↓	40mL	G	3	☐ filtered ☒ unfiltered	HCL	
↓	120 mL	P	1	☒ filtered ☐ unfiltered	HNO3	

Notes: Record time at which purging is started. For low flow sampling, recommended stabilization criteria: temp ± 0.2°C; pH ± 0.1 units; conductivity ± 3%; DO ± 10%; ORP ± 10 mV; turbidity ± 10%; for at least three successive measurements that are made every 3-5 minutes with <1 foot of stable draw down.

Unless otherwise noted, groundwater sample collection was completed in accordance with the applicable requirements of Golder's Quality Assurance Program and Standard Operating Procedure ☐ 9 Conventional Groundwater Sample Collection / ☒ 10 Low Flow Groundwater Sample Collection.

Field Team Leader JOHN BRAYTON (name) — signature

Groundwater Sample Collection

Page 1 of 1

GOLDER

Project/Phase	19119232	Equipment Decon	☒ Dedicated equipment	Depth to Water	24.81	ft. BMP
Site Location	UPRR- HWPW		☐ Decon between locations	Casing Stickup	—	ft.
Date	1-13-22	Reference Point	☒ Top of casing	☐ Depth to Water	24.81	ft. BGL
MW ID	MW19C	Location	Other	Total MW Depth	—	ft. BGL
Sample ID	WG-1620-MW19C-20220113	Water Quality		MW Diameter	2.0	inches
Pump	☐ Waterra ☐ Submersible	Meter Model	HORIBA	MW Volume	1	gallons
	☒ Peristaltic ☐ Bladder	Unit Number	U-5000	Pump Intake Depth		ft. BGL

Standard volume capacity of monitoring wells: Schedule 40 PVC (1-inch OD, 0.04 gallons/foot; 2-inch OD, 0.16 gallons/foot; 4-inch OD, 0.65 gallons/foot)

Time	Purge Rate	Cumulative Purge Volume	Depth to Water	Temp (°C)	pH	Conductivity (µS/m or mS/cm)	Dissolved Oxygen (mg/L)	Redox Potential (mV)	Turbidity (NTU)
0852	(L/min)	(L)	(ft)	☐ NM	☐ NM	☐ not measured	☐ not measured	☐ not measured	☐ NM
0902	.2	1	25.17	19.42	7.31	1560	0.71	-98	21.6
0907	↓	↓	25.21	19.40	7.26	1540	0.56	-94	14.7
0912	↓	↓	25.23	19.40	7.24	1540	0.59	-97	15.6

Purging was completed based on: ☒ stabilization of water quality parameters ☐ removal of three well volumes ☐ removal of at least one half well volume (low yield well)

Bottles Collected				Filtration	Preserved	Notes and Observations
Time	Volume	Composition (G / P)	No.	(10µm / 45µm)	(type)	(quality control sample, other)
0925	1L	G	2	☐ filtered ☒ unfiltered	—	
↓	40mL	G	3	☐ filtered ☒ unfiltered	HCL	
↓	120 mL	P	1	☒ filtered ☐ unfiltered	HNO_3	

Notes: Record time at which purging is started. For low flow sampling, recommended stabilization criteria: temp ± 0.2°C; pH ± 0.1 units; conductivity ± 3%; DO ± 10%; ORP ± 10 mV; turbidity ± 10%; for at least three successive measurements that are made every 3-5 minutes with <1 foot of stable draw down.

Unless otherwise noted, groundwater sample collection was completed in accordance with the applicable requirements of Golder's Quality Assurance Program and Standard Operating Procedure ☐ 9 Conventional Groundwater Sample Collection ☒ 10 Low Flow Groundwater Sample Collection.

Field Team Leader JOHN BRAYTON (name) — signature

Groundwater Sample Collection

Page 1 of 1

GOLDER

Project/Phase	19119232	Equipment Decon	☒ Dedicated equipment	Depth to Water	16.27 ft. BMP
Site Location	UPRR- HWPW		☐ Decon between locations	Casing Stickup	— ft.
Date	1-13-22	Reference Point	☒ Top of casing	☐ Depth to Water	16.27 ft. BGL
MW ID	MW72B	Location	Other	Total MW Depth	— ft. BGL
Sample ID	WG-1620-MW72B -20220113	Water Quality		MW Diameter	2.0 inches
Pump	☐ Waterra ☐ Submersible	Meter Model	HORIBA	MW Volume	1 gallons
	☒ Peristaltic ☐ Bladder	Unit Number	U-5000	Pump Intake Depth	1 ft. BGL

Standard volume capacity of monitoring wells: Schedule 40 PVC (1-inch OD, 0.04 gallons/foot; 2-inch OD, 0.16 gallons/foot; 4-inch OD, 0.65 gallons/foot)

Time	Purge Rate	Cumulative Purge Volume	Depth to Water	Temp (°C)	pH	Conductivity (µS/m or mS/cm)	Dissolved Oxygen (mg/L)	Redox Potential (mV)	Turbidity (NTU)
0942	(L/min)	(L)	(ft)	☐ NM	☐ NM	☐ not measured	☐ not measured	☐ not measured	☐ NM
0952	.2	1	16.52	22.53	7.06	2420	0.17	-69	6.7
0957	1	1	16.57	22.56	7.11	2410	0.21	-71	5.6
1002	↓	1	16.57	22.57	7.12	2420	0.23	-72	5.2

Purging was completed based on: ☒ stabilization of water quality parameters ☐ removal of three well volumes ☐ removal of at least one half well volume (low yield well)

Bottles Collected				Filtration	Preserved	Notes and Observations
Time	Volume	Composition (G / P)	No.	(10µm / 45µm)	(type)	(quality control sample, other)
1015	1L	G	2	☐ filtered ☒ unfiltered	—	
1	40mL	G	3	☐ filtered ☒ unfiltered	HCL	
↓	120 mL	P	1	☐ filtered ☒ unfiltered	HNO3	

Notes: Record time at which purging is started. For low flow sampling, recommended stabilization criteria: temp ± 0.2°C; pH ± 0.1 units; conductivity ± 3%; DO ± 10%; ORP ± 10 mV; turbidity ± 10%; for at least three successive measurements that are made every 3-5 minutes with <1 foot of stable draw down.

Unless otherwise noted, groundwater sample collection was completed in accordance with the applicable requirements of Golder's Quality Assurance Program and Standard Operating Procedure ☐ 9 Conventional Groundwater Sample Collection ☒ 10 Low Flow Groundwater Sample Collection.

Field Team Leader JOHN BRAYTON (name) — signature

Groundwater Sample Collection

Page 1 of 1

GOLDER

Project/Phase	19119232	Equipment Decon	☒ Dedicated equipment	Depth to Water	13.46	ft. BMP
Site Location	UPRR- HWPW		☐ Decon between locations	Casing Stickup	—	ft.
Date	1-13-22	Reference Point	☒ Top of casing	☐ Depth to Water	13.46	ft. BGL
MW ID	MW57B	Location	Other	Total MW Depth	—	ft. BGL
Sample ID	WG-1620-MW57B-20220113	Water Quality		MW Diameter	2.0	inches
Pump	☐ Waterra ☐ Submersible	Meter Model	HORIBA	MW Volume	1	gallons
	☒ Peristaltic ☐ Bladder	Unit Number	U-5000	Pump Intake Depth		ft. BGL

Standard volume capacity of monitoring wells: Schedule 40 PVC (1-inch OD, 0.04 gallons/foot; 2-inch OD, 0.16 gallons/foot; 4-inch OD, 0.65 gallons/foot)

Time	Purge Rate (L/min)	Cumulative Purge Volume (L)	Depth to Water (ft)	Temp (°C) ☐ NM	pH ☐ NM	Conductivity (µS/m or mS/cm) ☐ not measured	Dissolved Oxygen (mg/L) ☐ not measured	Redox Potential (mV) ☐ not measured	Turbidity (NTU) ☐ NM
1032									
1042	.2	1	13.86	20.96	7.22	1460	0.26	-51	9.2
1047	↓	↓	13.92	20.87	7.16	1490	0.29	-56	4.7
1052	↓	↓	13.95	20.86	7.15	1490	0.29	-52	4.9

Purging was completed based on: ☒ stabilization of water quality parameters ☐ removal of three well volumes ☐ removal of at least one half well volume (low yield well)

Bottles Collected				Filtration	Preserved	Notes and Observations
Time	Volume	Composition (G / P)	No.	(10µm / 45µm)	(type)	(quality control sample, other)
1105	1L	G	2	☐ filtered ☒ unfiltered	—	
↓	40mL	G	3	☐ filtered ☒ unfiltered	HCL	
↓	120 mL	P	1	☐ filtered ☒ unfiltered	HNO3	

Notes: Record time at which purging is started. For low flow sampling, recommended stabilization criteria: temp ± 0.2°C; pH ± 0.1 units; conductivity ± 3%; DO ± 10%; ORP ± 10 mV; turbidity ± 10%; for at least three successive measurements that are made every 3-5 minutes with <1 foot of stable draw down.

Unless otherwise noted, groundwater sample collection was completed in accordance with the applicable requirements of Golder's Quality Assurance Program and Standard Operating Procedure ☐ 9 Conventional Groundwater Sample Collection ☒ 10 Low Flow Groundwater Sample Collection.

Field Team Leader JOHN BRAYTON (name) — signature

Groundwater Sample Collection

Page 1 of 1

GOLDER

Project/Phase	19119232	Equipment Decon	☒ Dedicated equipment	Depth to Water	22.74	ft. BMP
Site Location	UPRR- HWPW		☐ Decon between locations	Casing Stickup	—	ft.
Date	1-13-22	Reference Point	☒ Top of casing	☐ Depth to Water	22.74	ft. BGL
MW ID	MW18C	Location	Other	Total MW Depth	—	ft. BGL
Sample ID	WG-1620-MW18C-20220113	Water Quality		MW Diameter	2.0	inches
Pump	☐ Waterra ☐ Submersible	Meter Model	HORIBA	MW Volume		gallons
	☒ Peristaltic ☐ Bladder	Unit Number	U-5000	Pump Intake Depth		ft. BGL

Standard volume capacity of monitoring wells: Schedule 40 PVC (1-inch OD, 0.04 gallons/foot; 2-inch OD, 0.16 gallons/foot; 4-inch OD, 0.65 gallons/foot)

Time	Purge Rate	Cumulative Purge Volume	Depth to Water	Temp (°C)	pH	Conductivity (µS/m or mS/cm)	Dissolved Oxygen (mg/L)	Redox Potential (mV)	Turbidity (NTU)
1206	(L/min)	(L)	(ft)	☐ NM	☐ NM	☐ not measured	☐ not measured	☐ not measured	☐ NM
1216	.2		23.06	23.49	8.96	5260	0.59	-195	23.7
1221			23.12	23.36	9.12	5160	0.67	-202	16.2
1226			23.14	23.31	9.13	5170	0.62	-201	15.6

Purging was completed based on:	☒ stabilization of water quality parameters ☐ removal of three well volumes ☐ removal of at least one half well volume (low yield well)

Bottles Collected				Filtration	Preserved	Notes and Observations
Time	Volume	Composition (G / P)	No.	(10µm / 45µm)	(type)	(quality control sample, other)
1235	1L	G	2	☐ filtered ☒ unfiltered	—	
	40mL	G	3	☐ filtered ☒ unfiltered	HCL	
	120 mL	P	1	☒ filtered ☐ unfiltered	HNO3	

Notes: Record time at which purging is started. For low flow sampling, recommended stabilization criteria: temp ± 0.2°C; pH ± 0.1 units; conductivity ± 3%; DO ± 10%; ORP ± 10 mV; turbidity ± 10%; for at least three successive measurements that are made every 3-5 minutes with <1 foot of stable draw down.

Unless otherwise noted, groundwater sample collection was completed in accordance with the applicable requirements of Golder's Quality Assurance Program and Standard Operating Procedure ☐ 9 Conventional Groundwater Sample Collection ☒ 10 Low Flow Groundwater Sample Collection.

Field Team Leader JOHN BRAYTON (name) — signature

Groundwater Sample Collection

Page 1 of 1

GOLDER

Project/Phase	19119232	Equipment Decon	☒ Dedicated equipment	Depth to Water	15.17	ft. BMP
Site Location	UPRR- HWPW		☐ Decon between locations	Casing Stickup	—	ft.
Date	1-13-22	Reference Point	☒ Top of casing	☐ Depth to Water	15.17	ft. BGL
MW ID	MW70C	Location	Other	Total MW Depth	—	ft. BGL
Sample ID	WG-1620-MW70C-20220113	Water Quality		MW Diameter	2.0	inches
Pump	☐ Waterra ☐ Submersible	Meter Model	HORIBA	MW Volume	1	gallons
	☒ Peristaltic ☐ Bladder	Unit Number	U-5000	Pump Intake Depth	1	ft. BGL

Standard volume capacity of monitoring wells: Schedule 40 PVC (1-inch OD, 0.04 gallons/foot; 2-inch OD, 0.16 gallons/foot; 4-inch OD, 0.65 gallons/foot)

Time	Purge Rate (L/min)	Cumulative Purge Volume (L)	Depth to Water (ft)	Temp (°C) ☐ NM	pH ☐ NM	Conductivity (µS/m or mS/cm) ☐ not measured	Dissolved Oxygen (mg/L) ☐ not measured	Redox Potential (mV) ☐ not measured	Turbidity (NTU) ☐ NM
1303									
1313	.2	1	15.39	24.08	8.16	212	0.56	-5	5.6
1318	↓	↓	15.46	24.12	8.29	209	0.61	-8	6.3
1323	↓	↓	15.48	24.12	8.26	211	0.62	-9	5.7

Purging was completed based on: ☒ stabilization of water quality parameters ☐ removal of three well volumes ☐ removal of at least one half well volume (low yield well)

Bottles Collected				Filtration	Preserved	Notes and Observations
Time	Volume	Composition (G / P)	No.	(10µm / 45µm)	(type)	(quality control sample, other)
1335	1L	G	2	☐ filtered ☒ unfiltered	—	
↓	40mL	G	3	☐ filtered ☒ unfiltered	HCL	
↓	120 mL	P	1	☐ filtered ☒ unfiltered	HNO3	

Notes: Record time at which purging is started. For low flow sampling, recommended stabilization criteria: temp ± 0.2°C; pH ± 0.1 units; conductivity ± 3%; DO ± 10%; ORP ± 10 mV; turbidity ± 10%; for at least three successive measurements that are made every 3-5 minutes with <1 foot of stable draw down.

Unless otherwise noted, groundwater sample collection was completed in accordance with the applicable requirements of Golder's Quality Assurance Program and Standard Operating Procedure ☐ 9 Conventional Groundwater Sample Collection ☒ 10 Low Flow Groundwater Sample Collection.

Field Team Leader JOHN BRAYTON (name) — signature

Groundwater Sample Collection

Page 1 of 1

GOLDER

Project/Phase	19119232	Equipment Decon	☒ Dedicated equipment	Depth to Water	5.51	ft. BMP
Site Location	UPRR- HWPW		☐ Decon between locations	Casing Stickup	—	ft.
Date	1-13-22	Reference Point	☒ Top of casing	☐ Depth to Water	5.51	ft. BGL
MW ID	MW708	Location	Other	Total MW Depth	—	ft. BGL
Sample ID	WG-1620-MW708-20220113	Water Quality		MW Diameter	2.0	inches
Pump	☐ Waterra ☐ Submersible	Meter Model	HORIBA	MW Volume	1	gallons
	☒ Peristaltic ☐ Bladder	Unit Number	U-5000	Pump Intake Depth	1	ft. BGL

Standard volume capacity of monitoring wells: Schedule 40 PVC (1-inch OD, 0.04 gallons/foot; 2-inch OD, 0.16 gallons/foot; 4-inch OD, 0.65 gallons/foot)

Time	Purge Rate (L/min)	Cumulative Purge Volume (L)	Depth to Water (ft)	Temp (°C) ☐ NM	pH ☐ NM	Conductivity (µS/m or mS/cm) ☐ not measured	Dissolved Oxygen (mg/L) ☐ not measured	Redox Potential (mV) ☐ not measured	Turbidity (NTU) ☐ NM
1346									
1356	.2	1	5.76	21.7	6.63	967	0.36	-47	8.6
1401	↓	↓	5.82	22.1	6.67	986	0.29	-36	9.2
1406	↓	↓	5.84	21.9	6.68	981	0.31	-41	9.1

Purging was completed based on: ☒ stabilization of water quality parameters ☐ removal of three well volumes ☐ removal of at least one half well volume (low yield well)

Bottles Collected				Filtration	Preserved	Notes and Observations
Time	Volume	Composition (G / P)	No.	(10µm / 45µm)	(type)	(quality control sample, other)
1420	1L	G	2	☐ filtered ☒ unfiltered	—	
↓	40mL	G	3	☐ filtered ☒ unfiltered	HCL	
↓	120 mL	P	1	☐ filtered ☒ unfiltered	HNO3	

Notes: Record time at which purging is started. For low flow sampling, recommended stabilization criteria: temp ± 0.2°C; pH ± 0.1 units; conductivity ± 3%; DO ± 10%; ORP ± 10 mV; turbidity ± 10%; for at least three successive measurements that are made every 3-5 minutes with <1 foot of stable draw down.

Unless otherwise noted, groundwater sample collection was completed in accordance with the applicable requirements of Golder's Quality Assurance Program and Standard Operating Procedure ☐ 9 Conventional Groundwater Sample Collection / ☒ 10 Low Flow Groundwater Sample Collection.

Field Team Leader JOHN BRAYTON (name) — (signature)

Groundwater Sample Collection

GOLDER

Project/Phase	1911 9232	Equipment Decon	☒ Dedicated equipment	Depth to Water	15.96	ft. BMP
Site Location	UPRR- HWPW		☐ Decon between locations	Casing Stickup	—	ft.
Date	1-13-22	Reference Point	☒ Top of casing	☐ Depth to Water	15.96	ft. BGL
MW ID	MW68C	Location	Other	Total MW Depth	—	ft. BGL
Sample ID	WG-1620-MW68C-20220113	Water Quality		MW Diameter	2.0	inches
Pump	☐ Waterra ☐ Submersible	Meter Model	HORIBA	MW Volume	1	gallons
	☒ Peristaltic ☐ Bladder	Unit Number	U-5000	Pump Intake Depth		ft. BGL

Standard volume capacity of monitoring wells: Schedule 40 PVC (1-inch OD, 0.04 gallons/foot; 2-inch OD, 0.16 gallons/foot; 4-inch OD, 0.65 gallons/foot)

Time	Purge Rate (L/min)	Cumulative Purge Volume (L)	Depth to Water (ft)	Temp (°C) ☐ NM	pH ☐ NM	Conductivity (µS/m or mS/cm) ☐ not measured	Dissolved Oxygen (mg/L) ☐ not measured	Redox Potential (mV) ☐ not measured	Turbidity (NTU) ☐ NM
1438									
1448	.2	1	16.29	24.31	7.48	126	0.47	-85	9.6
1453	↓	↓	16.34	24.17	7.56	129	0.36	-89	8.9
1458	↓	↓	16.37	24.21	7.57	128	0.39	-89	9.2

Purging was completed based on: ☒ stabilization of water quality parameters ☐ removal of three well volumes ☐ removal of at least one half well volume (low yield well)

Bottles Collected				Filtration	Preserved	Notes and Observations
Time	Volume	Composition (G / P)	No.	(10µm / 45µm)	(type)	(quality control sample, other)
1515	1L	G	2	☐ filtered ☒ unfiltered	—	
↓	40mL	G	3	☐ filtered ☒ unfiltered	HCL	
↓	120 mL	P	1	☐ filtered ☒ unfiltered	HNO3	

Notes: Record time at which purging is started. For low flow sampling, recommended stabilization criteria: temp ± 0.2°C; pH ± 0.1 units; conductivity ± 3%; DO ± 10%; ORP ± 10 mV; turbidity ± 10%; for at least three successive measurements that are made every 3-5 minutes with <1 foot of stable draw down.

Unless otherwise noted, groundwater sample collection was completed in accordance with the applicable requirements of Golder's Quality Assurance Program and Standard Operating Procedure ☐ 9 Conventional Groundwater Sample Collection ☒ 10 Low Flow Groundwater Sample Collection.

Field Team Leader JOHN BRAYTON (name) — signature

Groundwater Sample Collection

GOLDER

Project/Phase	19119232	Equipment Decon	☒ Dedicated equipment	Depth to Water	3.92	ft. BMP
Site Location	UPRR- HWPW		☐ Decon between locations	Casing Stickup	—	ft.
Date	1-13-22	Reference Point	☒ Top of casing	☐ Depth to Water	3.92	ft. BGL
MW ID	MW68B	Location	Other	Total MW Depth	—	ft. BGL
Sample ID	WG-1620-MW68B-2022	Water Quality		MW Diameter	2.0	inches
Pump	☐ Waterra ☐ Submersible	Meter Model	HORIBA	MW Volume	1	gallons
	☒ Peristaltic ☐ Bladder	Unit Number	U-5000	Pump Intake Depth		ft. BGL

Standard volume capacity of monitoring wells: Schedule 40 PVC (1-inch OD, 0.04 gallons/foot; 2-inch OD, 0.16 gallons/foot; 4-inch OD, 0.65 gallons/foot)

Time	Purge Rate (L/min)	Cumulative Purge Volume (L)	Depth to Water (ft)	Temp (°C) ☐ NM	pH ☐ NM	Conductivity (µS/m or mS/cm) ☐ not measured	Dissolved Oxygen (mg/L) ☐ not measured	Redox Potential (mV) ☐ not measured	Turbidity (NTU) ☐ NM
1528									
1538	.2	1	4.67	21.6	6.74	1290	0.29	-27	5.7
1543	↓	↓	4.71	21.1	6.76	1210	0.36	-29	6.7
1548	↓	↓	4.73	21.2	6.76	1220	0.39	-29	6.4

Purging was completed based on: ☒ stabilization of water quality parameters ☐ removal of three well volumes ☐ removal of at least one half well volume (low yield well)

Bottles Collected				Filtration	Preserved	Notes and Observations
Time	Volume	Composition (G / P)	No.	(10µm / 45µm)	(type)	(quality control sample, other)
1600	1L	G	2	☐ filtered ☒ unfiltered	—	
↓	40mL	G	3	☐ filtered ☒ unfiltered	HCL	
↓	120 mL	P	1	☐ filtered ☐ unfiltered	HNO3	

Notes: Record time at which purging is started. For low flow sampling, recommended stabilization criteria: temp ± 0.2°C; pH ± 0.1 units; conductivity ± 3%; DO ± 10%; ORP ± 10 mV; turbidity ± 10%; for at least three successive measurements that are made every 3-5 minutes with <1 foot of stable draw down.

Unless otherwise noted, groundwater sample collection was completed in accordance with the applicable requirements of Golder's Quality Assurance Program and Standard Operating Procedure ☐ 9 Conventional Groundwater Sample Collection / ☒ 10 Low Flow Groundwater Sample Collection.

Field Team Leader JOHN BRAYTON (name) — signature

WG-1620-FB07-20220113
1620-sample

Groundwater Sample Collection

GOLDER

Project/Phase	19119232	Equipment Decon	☒ Dedicated equipment	Depth to Water	4.87	ft. BMP
Site Location	UPRR- HWPW		☐ Decon between locations	Casing Stickup	—	ft.
Date	1-14-22	Reference Point	☒ Top of casing	☐ Depth to Water	4.87	ft. BGL
MW ID	MW63B	Location	Other	Total MW Depth	—	ft. BGL
Sample ID	WG-1620-MW63B -20220113	Water Quality		MW Diameter	2.0	inches
Pump	☐ Waterra ☐ Submersible	Meter Model	HORIBA	MW Volume	1	gallons
	☒ Peristaltic ☐ Bladder	Unit Number	U-5000	Pump Intake Depth	1	ft. BGL

Standard volume capacity of monitoring wells: Schedule 40 PVC (1-inch OD, 0.04 gallons/foot; 2-inch OD, 0.16 gallons/foot; 4-inch OD, 0.65 gallons/foot)

Time	Purge Rate	Cumulative Purge Volume	Depth to Water	Temp (°C)	pH	Conductivity (µS/m or mS/cm)	Dissolved Oxygen (mg/L)	Redox Potential (mV)	Turbidity (NTU)
0721	(L/min)	(L)	(ft)	☐ NM	☐ NM	☐ not measured	☐ not measured	☐ not measured	☐ NM
0731	.2	1	5.12	19.29	6.78	2390	0.34	-64	21.1
0736	↓	↓	5.16	19.26	6.79	2360	0.51	-61	15.1
0741	↓	↓	5.18	19.24	6.79	2350	0.52	-61	15.6

Purging was completed based on:	☒ stabilization of water quality parameters ☐ removal of three well volumes ☐ removal of at least one half well volume (low yield well)

Bottles Collected				Filtration	Preserved	Notes and Observations
Time	Volume	Composition (G / P)	No.	(10µm / 45µm)	(type)	(quality control sample, other)
0755	1L	G	2	☐ filtered ☒ unfiltered	—	
↓	40mL	G	3	☐ filtered ☒ unfiltered	HCL	
↓	120 mL	P	1	☒ filtered ☐ unfiltered	HNO3	

Notes: Record time at which purging is started. For low flow sampling, recommended stabilization criteria: temp ± 0.2°C; pH ± 0.1 units; conductivity ± 3%; DO ± 10%; ORP ± 10 mV; turbidity ± 10%; for at least three successive measurements that are made every 3-5 minutes with <1 foot of stable draw down.

Unless otherwise noted, groundwater sample collection was completed in accordance with the applicable requirements of Golder's Quality Assurance Program and Standard Operating Procedure ☐ 9 Conventional Groundwater Sample Collection ☒ 10 Low Flow Groundwater Sample Collection.

Field Team Leader JOHN BRAYTON (name) — signature

Groundwater Sample Collection

Page 1 of 1

GOLDER

Project/Phase	19119232	Equipment Decon	☒ Dedicated equipment	Depth to Water	3.83	ft. BMP
Site Location	UPRR- HWPW		☐ Decon between locations	Casing Stickup	—	ft.
Date	1-14-22	Reference Point	☒ Top of casing	☐ Depth to Water	3.83	ft. BGL
MW ID	MW93B	Location	Other	Total MW Depth	—	ft. BGL
Sample ID	WG-1620-MW93B-20220114	Water Quality		MW Diameter	2.0	inches
Pump	☐ Waterra ☐ Submersible	Meter Model	HORIBA	MW Volume	1	gallons
	☒ Peristaltic ☐ Bladder	Unit Number	U-5000	Pump Intake Depth	1	ft. BGL

Standard volume capacity of monitoring wells: Schedule 40 PVC (1-inch OD, 0.04 gallons/foot; 2-inch OD, 0.16 gallons/foot; 4-inch OD, 0.65 gallons/foot)

Time	Purge Rate (L/min)	Cumulative Purge Volume (L)	Depth to Water (ft)	Temp (°C) ☐ NM	pH ☐ NM	Conductivity (µS/m or mS/cm) ☐ not measured	Dissolved Oxygen (mg/L) ☐ not measured	Redox Potential (mV) ☐ not measured	Turbidity (NTU) ☐ NM
0812									
0822	.2	1	4.16	19.28	6.68	1780	0.86	-66	5.6
0827	1	1	4.21	19.34	6.71	1730	0.77	-69	7.1
0832	↓	1	4.23	19.36	6.72	1740	0.76	-69	6.8

Purging was completed based on: ☒ stabilization of water quality parameters ☐ removal of three well volumes ☐ removal of at least one half well volume (low yield well)

Bottles Collected				Filtration	Preserved	Notes and Observations
Time	Volume	Composition (G / P)	No.	(10µm / 45µm)	(type)	(quality control sample, other)
0845	1L	G	2	☐ filtered ☒ unfiltered	—	
1	40mL	G	3	☐ filtered ☒ unfiltered	HCL	
↓	120 mL	P	1	☐ filtered ☒ unfiltered	HNO3	

Notes: Record time at which purging is started. For low flow sampling, recommended stabilization criteria: temp ± 0.2°C; pH ± 0.1 units; conductivity ± 3%; DO ± 10%; ORP ± 10 mV; turbidity ± 10%; for at least three successive measurements that are made every 3-5 minutes with <1 foot of stable draw down.

Unless otherwise noted, groundwater sample collection was completed in accordance with the applicable requirements of Golder's Quality Assurance Program and Standard Operating Procedure ☐ 9 Conventional Groundwater Sample Collection / ☒ 10 Low Flow Groundwater Sample Collection.

Field Team Leader JOHN BRAYTON (name) — signature

Groundwater Sample Collection

GOLDER

Project/Phase	19119232	Equipment Decon	☒ Dedicated equipment	Depth to Water	4.26	ft. BMP
Site Location	UPRR- HWPW		☐ Decon between locations	Casing Stickup	—	ft.
Date	1-14-22	Reference Point	☒ Top of casing	☐ Depth to Water	4.26	ft. BGL
MW ID	MW92B	Location	Other	Total MW Depth	—	ft. BGL
Sample ID	WG-1620-MW92B-20220114	Water Quality		MW Diameter	2.0	inches
Pump	☐ Waterra ☐ Submersible	Meter Model	HORIBA	MW Volume	1	gallons
	☒ Peristaltic ☐ Bladder	Unit Number	U-5000	Pump Intake Depth		ft. BGL

Standard volume capacity of monitoring wells: Schedule 40 PVC (1-inch OD, 0.04 gallons/foot; 2-inch OD, 0.16 gallons/foot; 4-inch OD, 0.65 gallons/foot)

Time	Purge Rate (L/min)	Cumulative Purge Volume (L)	Depth to Water (ft)	Temp (°C) ☐ NM	pH ☐ NM	Conductivity (µS/m or mS/cm) ☐ not measured	Dissolved Oxygen (mg/L) ☐ not measured	Redox Potential (mV) ☐ not measured	Turbidity (NTU) ☐ NM
0903									
0913	.2	1	4.76	22.06	6.67	2110	0.46	-49	6.2
0918	↓	↓	4.81	22.11	6.71	2100	0.36	-48	4.7
0923	↓	↓	4.84	22.13	6.72	2100	0.37	-48	4.2

Purging was completed based on: ☒ stabilization of water quality parameters ☐ removal of three well volumes ☐ removal of at least one half well volume (low yield well)

Bottles Collected				Filtration	Preserved	Notes and Observations
Time	Volume	Composition (G / P)	No.	(10µm / 45µm)	(type)	(quality control sample, other)
0935	1L	G	2	☐ filtered ☒ unfiltered	—	
↓	40mL	G	3	☐ filtered ☒ unfiltered	HCL	
↓	120 mL	P	1	☐ filtered ☒ unfiltered	HNO3	

Notes: Record time at which purging is started. For low flow sampling, recommended stabilization criteria: temp ± 0.2°C; pH ± 0.1 units; conductivity ± 3%; DO ± 10%; ORP ± 10 mV; turbidity ± 10%; for at least three successive measurements that are made every 3-5 minutes with <1 foot of stable draw down.

Unless otherwise noted, groundwater sample collection was completed in accordance with the applicable requirements of Golder's Quality Assurance Program and Standard Operating Procedure ☐ 9 Conventional Groundwater Sample Collection / ☒ 10 Low Flow Groundwater Sample Collection.

Field Team Leader JOHN BRAYTON (name) — signature

Groundwater Sample Collection

GOLDER

Project/Phase	19119232	Equipment Decon	☒ Dedicated equipment	Depth to Water	4.67	ft. BMP
Site Location	UPRR- HWPW		☐ Decon between locations	Casing Stickup	—	ft.
Date	1-14-22	Reference Point	☒ Top of casing	☐ Depth to Water	4.67	ft. BGL
MW ID	MW90B	Location	Other	Total MW Depth	—	ft. BGL
Sample ID	WG-1620-MW90B-20220114	Water Quality		MW Diameter	2.0	inches
Pump	☐ Waterra ☐ Submersible	Meter Model	HORIBA	MW Volume	1	gallons
	☒ Peristaltic ☐ Bladder	Unit Number	U-5000	Pump Intake Depth	1	ft. BGL

Standard volume capacity of monitoring wells: Schedule 40 PVC (1-inch OD, 0.04 gallons/foot; 2-inch OD, 0.16 gallons/foot; 4-inch OD, 0.65 gallons/foot)

Time	Purge Rate (L/min)	Cumulative Purge Volume (L)	Depth to Water (ft)	Temp (°C) ☐ NM	pH ☐ NM	Conductivity (µS/m or mS/cm) ☐ not measured	Dissolved Oxygen (mg/L) ☐ not measured	Redox Potential (mV) ☐ not measured	Turbidity (NTU) ☐ NM
0954									
1004	.2	1	4.96	23.81	6.84	312	0.26	-71	8.2
1009	↓	↓	5.01	23.76	6.79	326	0.34	-74	7.4
1014	↓	↓	5.04	23.74	6.74	329	0.32	-73	7.7

Purging was completed based on: ☒ stabilization of water quality parameters ☐ removal of three well volumes ☐ removal of at least one half well volume (low yield well)

Bottles Collected				Filtration	Preserved	Notes and Observations
Time	Volume	Composition (G / P)	No.	(10µm / 45µm)	(type)	(quality control sample, other)
1025	1L	G	2	☐ filtered ☒ unfiltered	—	
↓	40mL	G	3	☐ filtered ☒ unfiltered	HCL	
↓	120 mL	P	1	☐ filtered ☒ unfiltered	HNO3	

Notes: Record time at which purging is started. For low flow sampling, recommended stabilization criteria: temp ± 0.2°C; pH ± 0.1 units; conductivity ± 3%; DO ± 10%; ORP ± 10 mV; turbidity ± 10%; for at least three successive measurements that are made every 3-5 minutes with <1 foot of stable draw down.

Unless otherwise noted, groundwater sample collection was completed in accordance with the applicable requirements of Golder's Quality Assurance Program and Standard Operating Procedure ☐ 9 Conventional Groundwater Sample Collection / ☒ 10 Low Flow Groundwater Sample Collection.

Field Team Leader JOHN BRAYTON (name) — signature

Groundwater Sample Collection

GOLDER

Project/Phase	19119232	Equipment Decon	☒ Dedicated equipment	Depth to Water	4.81	ft. BMP
Site Location	UPRR- HWPW		☐ Decon between locations	Casing Stickup	—	ft.
Date	1-14-22	Reference Point	☒ Top of casing	☐ Depth to Water	4.81	ft. BGL
MW ID	MW89B	Location	Other	Total MW Depth	—	ft. BGL
Sample ID	WG-1620-MW89B-20220114	Water Quality		MW Diameter	2.0	inches
Pump	☐ Waterra ☐ Submersible	Meter Model	HORIBA	MW Volume	1	gallons
	☒ Peristaltic ☐ Bladder	Unit Number	U-5000	Pump Intake Depth		ft. BGL

Standard volume capacity of monitoring wells: Schedule 40 PVC (1-inch OD, 0.04 gallons/foot; 2-inch OD, 0.16 gallons/foot; 4-inch OD, 0.65 gallons/foot)

Time	Purge Rate (L/min)	Cumulative Purge Volume (L)	Depth to Water (ft)	Temp (°C) ☐ NM	pH ☐ NM	Conductivity (µS/m or mS/cm) ☐ not measured	Dissolved Oxygen (mg/L) ☐ not measured	Redox Potential (mV) ☐ not measured	Turbidity (NTU) ☐ NM
1042									
1052	.2	1	5.67	22.79	8.96	244	1.54	-190	4.1
1057	↓	↓	5.74	22.86	9.04	261	1.17	-166	3.6
1102	↓	↓	5.79	22.89	9.06	262	1.21	-168	3.9

Purging was completed based on: ☒ stabilization of water quality parameters ☐ removal of three well volumes ☐ removal of at least one half well volume (low yield well)

Bottles Collected				Filtration	Preserved	Notes and Observations
Time	Volume	Composition (G / P)	No.	(10µm / 45µm)	(type)	(quality control sample, other)
1115	1L	G	2	☐ filtered ☒ unfiltered	—	
↓	40mL	G	3	☐ filtered ☒ unfiltered	HCL	
↓	120 mL	P	1	☐ filtered ☒ unfiltered	HNO3	

Notes: Record time at which purging is started. For low flow sampling, recommended stabilization criteria: temp ± 0.2°C; pH ± 0.1 units; conductivity ± 3%; DO ± 10%; ORP ± 10 mV; turbidity ± 10%; for at least three successive measurements that are made every 3-5 minutes with <1 foot of stable draw down.

Unless otherwise noted, groundwater sample collection was completed in accordance with the applicable requirements of Golder's Quality Assurance Program and Standard Operating Procedure ☐ 9 Conventional Groundwater Sample Collection ☒ 10 Low Flow Groundwater Sample Collection.

Field Team Leader JOHN BRAYTON (name) — signature

Groundwater Sample Collection

Page 1 of 1

GOLDER

Project/Phase	19119232	Equipment Decon	☒ Dedicated equipment	Depth to Water	7.52	ft. BMP
Site Location	UPRR- HWPW		☐ Decon between locations	Casing Stickup	—	ft.
Date	1-14-22	Reference Point	☒ Top of casing	☐ Depth to Water	7.52	ft. BGL
MW ID	MW88B	Location	Other	Total MW Depth	—	ft. BGL
Sample ID	WG-1620-MW88B-20220114	Water Quality		MW Diameter	2.0	inches
Pump	☐ Waterra ☐ Submersible	Meter Model	HORIBA	MW Volume	1	gallons
	☒ Peristaltic ☐ Bladder	Unit Number	U-5000	Pump Intake Depth		ft. BGL

Standard volume capacity of monitoring wells: Schedule 40 PVC (1-inch OD, 0.04 gallons/foot; 2-inch OD, 0.16 gallons/foot; 4-inch OD, 0.65 gallons/foot)

Time	Purge Rate (L/min)	Cumulative Purge Volume (L)	Depth to Water (ft)	Temp (°C) ☐ NM	pH ☐ NM	Conductivity (µS/m or mS/cm) ☐ not measured	Dissolved Oxygen (mg/L) ☐ not measured	Redox Potential (mV) ☐ not measured	Turbidity (NTU) ☐ NM
1136									
1146	.2	1	24.61	7.87	7.74	1190	0.23	-249	1.2
1151	↓	↓	24.57	7.91	7.61	1160	0.26	-241	2.7
1156	↓	↓	24.52	7.92	7.66	1150	0.27	-246	2.3

Purging was completed based on: ☒ stabilization of water quality parameters ☐ removal of three well volumes ☐ removal of at least one half well volume (low yield well)

Bottles Collected				Filtration	Preserved	Notes and Observations
Time	Volume	Composition (G / P)	No.	(10µm / 45µm)	(type)	(quality control sample, other)
1215	1L	G	2	☐ filtered ☒ unfiltered	—	
↓	40mL	G	3	☐ filtered ☒ unfiltered	HCL	
↓	120 mL	P	1	☐ filtered ☒ unfiltered	HNO3	

Notes: Record time at which purging is started. For low flow sampling, recommended stabilization criteria: temp ± 0.2°C; pH ± 0.1 units; conductivity ± 3%; DO ± 10%; ORP ± 10 mV; turbidity ± 10%; for at least three successive measurements that are made every 3-5 minutes with <1 foot of stable draw down.

Unless otherwise noted, groundwater sample collection was completed in accordance with the applicable requirements of Golder's Quality Assurance Program and Standard Operating Procedure ☐ 9 Conventional Groundwater Sample Collection ☒ 10 Low Flow Groundwater Sample Collection.

MS | MSD

Field Team Leader JOHN BRAYTON (name) — signature

Groundwater Sample Collection

GOLDER

Project/Phase	19119232	Equipment Decon	☒ Dedicated equipment	Depth to Water	6.57	ft. BMP
Site Location	UPRR- HWPW		☐ Decon between locations	Casing Stickup	—	ft.
Date	1-20-22	Reference Point	☒ Top of casing	☐ Depth to Water	6.57	ft. BGL
MW ID	MW12A	Location	Other	Total MW Depth	—	ft. BGL
Sample ID	WG-1620-MW12A -20220120	Water Quality		MW Diameter	2.0	inches
Pump	☐ Waterra ☐ Submersible	Meter Model	HORIBA	MW Volume	1	gallons
	☒ Peristaltic ☐ Bladder	Unit Number	U-5000	Pump Intake Depth	1	ft. BGL

Standard volume capacity of monitoring wells: Schedule 40 PVC (1-inch OD, 0.04 gallons/foot; 2-inch OD, 0.16 gallons/foot; 4-inch OD, 0.65 gallons/foot)

Time 0726	Purge Rate (L/min)	Cumulative Purge Volume (L)	Depth to Water (ft)	Temp (°C) ☐ NM	pH ☐ NM	Conductivity (µS/m or mS/cm) ☐ not measured	Dissolved Oxygen (mg/L) ☐ not measured	Redox Potential (mV) ☐ not measured	Turbidity (NTU) ☐ NM
0736	.2	1	6.81	18.65	6.31	798	0.21	-112	4.7
0741	↓	↓	6.84	18.81	6.37	774	0.24	-106	5.1
0746	↓	↓	6.84	18.86	6.36	771	0.24	-109	5.2

Purging was completed based on: ☒ stabilization of water quality parameters ☐ removal of three well volumes ☐ removal of at least one half well volume (low yield well)

Bottles Collected				Filtration	Preserved	Notes and Observations
Time	Volume	Composition (G / P)	No.	(10µm / 45µm)	(type)	(quality control sample, other)
0755	1L	G	2	☐ filtered ☒ unfiltered	—	
↓	40mL	G	3	☐ filtered ☒ unfiltered	HCL	
↓	120 mL	P	1	☐ filtered ☒ unfiltered	HNO3	

Notes: Record time at which purging is started. For low flow sampling, recommended stabilization criteria: temp ± 0.2°C; pH ± 0.1 units; conductivity ± 3%; DO ± 10%; ORP ± 10 mV; turbidity ± 10%; for at least three successive measurements that are made every 3-5 minutes with <1 foot of stable draw down.

Unless otherwise noted, groundwater sample collection was completed in accordance with the applicable requirements of Golder's Quality Assurance Program and Standard Operating Procedure ☐ 9 Conventional Groundwater Sample Collection ☒ 10 Low Flow Groundwater Sample Collection.

Field Team Leader JOHN BRAYTON (name) — signature

Groundwater Sample Collection

GOLDER

Project/Phase	19119232	Equipment Decon	☒ Dedicated equipment	Depth to Water	9.87	ft. BMP
Site Location	UPRR- HWPW		☐ Decon between locations	Casing Stickup	—	ft.
Date	1-20-22	Reference Point	☒ Top of casing	☐ Depth to Water	9.87	ft. BGL
MW ID	MW13	Location	Other	Total MW Depth	—	ft. BGL
Sample ID	WG-1620-MW13 -20220120	Water Quality		MW Diameter	2.0	inches
Pump	☐ Waterra ☐ Submersible	Meter Model	HORIBA	MW Volume	1	gallons
	☒ Peristaltic ☐ Bladder	Unit Number	U-5000	Pump Intake Depth		ft. BGL

Standard volume capacity of monitoring wells: Schedule 40 PVC (1-inch OD, 0.04 gallons/foot; 2-inch OD, 0.16 gallons/foot; 4-inch OD, 0.65 gallons/foot)

Time	Purge Rate	Cumulative Purge Volume	Depth to Water	Temp (°C)	pH	Conductivity (µS/m or mS/cm)	Dissolved Oxygen (mg/L)	Redox Potential (mV)	Turbidity (NTU)
0801	(L/min)	(L)	(ft)	☐ NM	☐ NM	☐ not measured	☐ not measured	☐ not measured	☐ NM
0811	.2		10.09	18.3	6.29	907	0.41	-18	9.6
0816			10.12	18.6	6.26	929	0.44	-21	9.2
0821			10.14	18.7	6.25	931	0.43	-20	9.6

Purging was completed based on: ☒ stabilization of water quality parameters ☐ removal of three well volumes ☐ removal of at least one half well volume (low yield well)

Bottles Collected				Filtration	Preserved	Notes and Observations
Time	Volume	Composition (G / P)	No.	(10µm / 45µm)	(type)	(quality control sample, other)
0835	1L	G	2	☐ filtered ☒ unfiltered	—	
	40mL	G	3	☐ filtered ☒ unfiltered	HCL	
	120 mL	P	1	☐ filtered ☒ unfiltered	HNO3	

Notes: Record time at which purging is started. For low flow sampling, recommended stabilization criteria: temp ± 0.2°C; pH ± 0.1 units; conductivity ± 3%; DO ± 10%; ORP ± 10 mV; turbidity ± 10%; for at least three successive measurements that are made every 3-5 minutes with <1 foot of stable draw down.

Unless otherwise noted, groundwater sample collection was completed in accordance with the applicable requirements of Golder's Quality Assurance Program and Standard Operating Procedure ☐ 9 Conventional Groundwater Sample Collection ☒ 10 Low Flow Groundwater Sample Collection.

Field Team Leader JOHN BRAYTON (name) — signature

Groundwater Sample Collection

GOLDER

Project/Phase	19119232	Equipment Decon	☒ Dedicated equipment	Depth to Water	5.13	ft. BMP
Site Location	UPRR- HWPW		☐ Decon between locations	Casing Stickup	—	ft.
Date	1-20-22	Reference Point	☒ Top of casing	☐ Depth to Water	5.13	ft. BGL
MW ID	MW05	Location	Other	Total MW Depth	—	ft. BGL
Sample ID	WG-1620-MW05 -20220120	Water Quality		MW Diameter	2.0	inches
Pump	☐ Waterra ☐ Submersible	Meter Model	HORIBA	MW Volume	1	gallons
	☒ Peristaltic ☐ Bladder	Unit Number	U-5000	Pump Intake Depth	1	ft. BGL

Standard volume capacity of monitoring wells: Schedule 40 PVC (1-inch OD, 0.04 gallons/foot; 2-inch OD, 0.16 gallons/foot; 4-inch OD, 0.65 gallons/foot)

Time	Purge Rate	Cumulative Purge Volume	Depth to Water	Temp (°C)	pH	Conductivity (µS/m or mS/cm)	Dissolved Oxygen (mg/L)	Redox Potential (mV)	Turbidity (NTU)
0846	(L/min)	(L)	(ft)	☐ NM	☐ NM	☐ not measured	☐ not measured	☐ not measured	☐ NM
0856	.2	1	5.39	18.61	6.62	721	0.36	21	9.4
0901	↓	↓	5.43	18.74	6.67	707	0.31	16	8.1
0906	↓	↓	5.45	18.77	6.68	711	0.32	17	8.6

Purging was completed based on: ☒ stabilization of water quality parameters ☐ removal of three well volumes ☐ removal of at least one half well volume (low yield well)

Bottles Collected				Filtration	Preserved	Notes and Observations
Time	Volume	Composition (G / P)	No.	(10µm / 45µm)	(type)	(quality control sample, other)
0920	1L	G	2	☐ filtered ☒ unfiltered	—	
↓	40mL	G	3	☐ filtered ☒ unfiltered	HCL	
↓	120 mL	P	1	☐ filtered ☒ unfiltered	HNO3	

Notes: Record time at which purging is started. For low flow sampling, recommended stabilization criteria: temp ± 0.2°C; pH ± 0.1 units; conductivity ± 3%; DO ± 10%; ORP ± 10 mV; turbidity ± 10%; for at least three successive measurements that are made every 3-5 minutes with <1 foot of stable draw down.

Unless otherwise noted, groundwater sample collection was completed in accordance with the applicable requirements of Golder's Quality Assurance Program and Standard Operating Procedure ☐ 9 Conventional Groundwater Sample Collection ☒ 10 Low Flow Groundwater Sample Collection.

Field Team Leader JOHN BRAYTON (name) — signature

Groundwater Sample Collection

Page 1 of 1

GOLDER

Project/Phase	19119232	Equipment Decon	☒ Dedicated equipment	Depth to Water	5.51	ft. BMP
Site Location	UPRR- HWPW		☐ Decon between locations	Casing Stickup	—	ft.
Date	1-20-22	Reference Point	☒ Top of casing	☐ Depth to Water	5.51	ft. BGL
MW ID	MW04	Location	Other	Total MW Depth	—	ft. BGL
Sample ID	WG-1620-MW04-20220120	Water Quality		MW Diameter	2.0	inches
Pump	☐ Waterra ☐ Submersible	Meter Model	HORIBA	MW Volume	1	gallons
	☒ Peristaltic ☐ Bladder	Unit Number	U-5000	Pump Intake Depth	1	ft. BGL

Standard volume capacity of monitoring wells: Schedule 40 PVC (1-inch OD, 0.04 gallons/foot; 2-inch OD, 0.16 gallons/foot; 4-inch OD, 0.65 gallons/foot)

Time	Purge Rate	Cumulative Purge Volume	Depth to Water	Temp (°C)	pH	Conductivity (µS/m or mS/cm)	Dissolved Oxygen (mg/L)	Redox Potential (mV)	Turbidity (NTU)
0938	(L/min)	(L)	(ft)	☐ NM	☐ NM	☐ not measured	☐ not measured	☐ not measured	☐ NM
0948	.2	1	5.78	19.38	6.46	596	0.17	65	7.2
0953	↓	↓	5.81	19.42	6.51	613	0.21	71	6.2
0958	↓	↓	5.81	19.47	6.52	607	0.22	72	6.7

Purging was completed based on: ☒ stabilization of water quality parameters ☐ removal of three well volumes ☐ removal of at least one half well volume (low yield well)

Bottles Collected				Filtration	Preserved	Notes and Observations
Time	Volume	Composition (G / P)	No.	(10µm / 45µm)	(type)	(quality control sample, other)
1010	1L	G	2	☐ filtered ☒ unfiltered	—	
↓	40mL	G	3	☐ filtered ☒ unfiltered	HCL	
↓	120 mL	P	1	☐ filtered ☒ unfiltered	HNO3	

Notes: Record time at which purging is started. For low flow sampling, recommended stabilization criteria: temp ± 0.2°C; pH ± 0.1 units; conductivity ± 3%; DO ± 10%; ORP ± 10 mV; turbidity ± 10%; for at least three successive measurements that are made every 3-5 minutes with <1 foot of stable draw down.

Unless otherwise noted, groundwater sample collection was completed in accordance with the applicable requirements of Golder's Quality Assurance Program and Standard Operating Procedure ☐ 9 Conventional Groundwater Sample Collection ☒ 10 Low Flow Groundwater Sample Collection.

Field Team Leader JOHN BRAYTON (name) — (signature)

Groundwater Sample Collection

GOLDER

Project/Phase	19119232	Equipment Decon	☒ Dedicated equipment	Depth to Water	5.06	ft. BMP
Site Location	UPRR- HWPW		☐ Decon between locations	Casing Stickup	—	ft.
Date	1-20-22	Reference Point	☒ Top of casing	☐ Depth to Water	5.06	ft. BGL
MW ID	MW09	Location	Other	Total MW Depth	—	ft. BGL
Sample ID	WG-1620-MW09 -20220120	Water Quality		MW Diameter	2.0	inches
Pump	☐ Waterra ☐ Submersible	Meter Model	HORIBA	MW Volume	1	gallons
	☒ Peristaltic ☐ Bladder	Unit Number	U-5000	Pump Intake Depth	1	ft. BGL

Standard volume capacity of monitoring wells: Schedule 40 PVC (1-inch OD, 0.04 gallons/foot; 2-inch OD, 0.16 gallons/foot; 4-inch OD, 0.65 gallons/foot)

Time	Purge Rate (L/min)	Cumulative Purge Volume (L)	Depth to Water (ft)	Temp (°C) ☐ NM	pH ☐ NM	Conductivity (µS/m or mS/cm) ☐ not measured	Dissolved Oxygen (mg/L) ☐ not measured	Redox Potential (mV) ☐ not measured	Turbidity (NTU) ☐ NM
1026									
1036	.2	1	5.32	17.22	6.61	834	1.13	68	1.4
1041	1	1	5.34	17.34	6.64	842	1.09	71	2.3
1046	↓	1	5.34	17.37	6.64	846	1.04	72	2.1

Purging was completed based on: ☒ stabilization of water quality parameters ☐ removal of three well volumes ☐ removal of at least one half well volume (low yield well)

Bottles Collected				Filtration	Preserved	Notes and Observations
Time	Volume	Composition (G / P)	No.	(10µm / 45µm)	(type)	(quality control sample, other)
1100	1L	G	2	☐ filtered ☒ unfiltered	—	
	40mL	G	3	☐ filtered ☒ unfiltered	HCL	
↓	120 mL	P	1	☐ filtered ☒ unfiltered	HNO3	

Notes: Record time at which purging is started. For low flow sampling, recommended stabilization criteria: temp ± 0.2°C; pH ± 0.1 units; conductivity ± 3%; DO ± 10%; ORP ± 10 mV; turbidity ± 10%; for at least three successive measurements that are made every 3-5 minutes with <1 foot of stable draw down.

Unless otherwise noted, groundwater sample collection was completed in accordance with the applicable requirements of Golder's Quality Assurance Program and Standard Operating Procedure ☐ 9 Conventional Groundwater Sample Collection / ☒ 10 Low Flow Groundwater Sample Collection.

Field Team Leader JOHN BRAYTON (name) — signature

Groundwater Sample Collection

GOLDER

Project/Phase	19119232	Equipment Decon	☒ Dedicated equipment	Depth to Water	5.32	ft. BMP
Site Location	UPRR- HWPW		☐ Decon between locations	Casing Stickup	—	ft.
Date	1-20-22	Reference Point	☒ Top of casing	☐ Depth to Water	5.32	ft. BGL
MW ID		Location	Other	Total MW Depth	—	ft. BGL
Sample ID	WG-1620- -2022	Water Quality		MW Diameter	2.0	inches
Pump	☐ Waterra ☐ Submersible	Meter Model	HORIBA	MW Volume	1	gallons
	☒ Peristaltic ☐ Bladder	Unit Number	U-5000	Pump Intake Depth		ft. BGL

Standard volume capacity of monitoring wells: Schedule 40 PVC (1-inch OD, 0.04 gallons/foot; 2-inch OD, 0.16 gallons/foot; 4-inch OD, 0.65 gallons/foot)

Time 1129	Purge Rate (L/min)	Cumulative Purge Volume (L)	Depth to Water (ft)	Temp (°C) ☐ NM	pH ☐ NM	Conductivity (µS/m or mS/cm) ☐ not measured	Dissolved Oxygen (mg/L) ☐ not measured	Redox Potential (mV) ☐ not measured	Turbidity (NTU) ☐ NM
1139	.2	1	5.67	21.4	6.51	851	0.31	-101	17.3
1144	↓	1	5.71	21.4	6.52	867	0.27	-106	15.4
1149	↓	1	5.73	21.5	6.52	869	0.28	-107	15.7

Purging was completed based on: ☒ stabilization of water quality parameters ☐ removal of three well volumes ☐ removal of at least one half well volume (low yield well)

Bottles Collected				Filtration	Preserved	Notes and Observations
Time	Volume	Composition (G / P)	No.	(10µm / 45µm)	(type)	(quality control sample, other)
1205	1L	G	2	☐ filtered ☒ unfiltered	—	
↓	40mL	G	3	☐ filtered ☒ unfiltered	HCL	
↓	120 mL	P	1	☒ filtered ☐ unfiltered	HNO3	

Notes: Record time at which purging is started. For low flow sampling, recommended stabilization criteria: temp ± 0.2°C; pH ± 0.1 units; conductivity ± 3%; DO ± 10%; ORP ± 10 mV; turbidity ± 10%; for at least three successive measurements that are made every 3-5 minutes with <1 foot of stable draw down.

Unless otherwise noted, groundwater sample collection was completed in accordance with the applicable requirements of Golder's Quality Assurance Program and Standard Operating Procedure ☐ 9 Conventional Groundwater Sample Collection ☒ 10 Low Flow Groundwater Sample Collection.

Field Team Leader JOHN BRAYTON (name) — (signature)

WG-1620-FD03-20220120
1205-sample

Groundwater Sample Collection

Page 1 of 1

GOLDER

Project/Phase	19119232	Equipment Decon	☒ Dedicated equipment	Depth to Water	4.38	ft. BMP
Site Location	UPRR- HWPW		☐ Decon between locations	Casing Stickup	—	ft.
Date	1-20-22	Reference Point	☒ Top of casing	☐ Depth to Water	4.38	ft. BGL
MW ID	MW26A	Location	Other	Total MW Depth	—	ft. BGL
Sample ID	WG-1620-MW26A-20220120	Water Quality		MW Diameter	2.0	inches
Pump	☐ Waterra ☐ Submersible	Meter Model	HORIBA	MW Volume	1	gallons
	☒ Peristaltic ☐ Bladder	Unit Number	U-5000	Pump Intake Depth	1	ft. BGL

Standard volume capacity of monitoring wells: Schedule 40 PVC (1-inch OD, 0.04 gallons/foot; 2-inch OD, 0.16 gallons/foot; 4-inch OD, 0.65 gallons/foot)

Time	Purge Rate (L/min)	Cumulative Purge Volume (L)	Depth to Water (ft)	Temp (°C) ☐ NM	pH ☐ NM	Conductivity (µS/m or mS/cm) ☐ not measured	Dissolved Oxygen (mg/L) ☐ not measured	Redox Potential (mV) ☐ not measured	Turbidity (NTU) ☐ NM
1232									
1242	.2		4.62	19.66	6.51	787	0.56	-98	22.4
1247	↓	↓	4.65	19.71	6.56	796	0.39	-101	19.6
1252	↓	↓	4.64	19.72	6.57	797	0.41	-102	19.7

Purging was completed based on: ☒ stabilization of water quality parameters ☐ removal of three well volumes ☐ removal of at least one half well volume (low yield well)

Bottles Collected				Filtration	Preserved	Notes and Observations
Time	Volume	Composition (G / P)	No.	(10µm / 45µm)	(type)	(quality control sample, other)
1305	1L	G	2	☐ filtered ☒ unfiltered	—	
↓	40mL	G	3	☐ filtered ☒ unfiltered	HCL	
↓	120 mL	P	1	☒ filtered ☐ unfiltered	HNO3	

Notes: Record time at which purging is started. For low flow sampling, recommended stabilization criteria: temp ± 0.2°C; pH ± 0.1 units; conductivity ± 3%; DO ± 10%; ORP ± 10 mV; turbidity ± 10%; for at least three successive measurements that are made every 3-5 minutes with <1 foot of stable draw down.

Unless otherwise noted, groundwater sample collection was completed in accordance with the applicable requirements of Golder's Quality Assurance Program and Standard Operating Procedure ☐ 9 Conventional Groundwater Sample Collection ☒ 10 Low Flow Groundwater Sample Collection.

Field Team Leader JOHN BRAYTON (name) — signature

Groundwater Sample Collection

GOLDER

Project/Phase	1919232	Equipment Decon	☒ Dedicated equipment	Depth to Water	4.11	ft. BMP
Site Location	UPRR- HWPW		☐ Decon between locations	Casing Stickup	—	ft.
Date	1-20-22	Reference Point	☒ Top of casing	☐ Depth to Water	4.11	ft. BGL
MW ID	MW84A	Location	Other	Total MW Depth	—	ft. BGL
Sample ID	WG-1620-MW84A-20220120	Water Quality		MW Diameter	2.0	inches
Pump	☐ Waterra ☐ Submersible	Meter Model	HORIBA	MW Volume	1	gallons
	☒ Peristaltic ☐ Bladder	Unit Number	U-5000	Pump Intake Depth		ft. BGL

Standard volume capacity of monitoring wells: Schedule 40 PVC (1-inch OD, 0.04 gallons/foot; 2-inch OD, 0.16 gallons/foot; 4-inch OD, 0.65 gallons/foot)

Time 1326	Purge Rate (L/min)	Cumulative Purge Volume (L)	Depth to Water (ft)	Temp (°C) ☐ NM	pH ☐ NM	Conductivity (µS/m or mS/cm) ☐ not measured	Dissolved Oxygen (mg/L) ☐ not measured	Redox Potential (mV) ☐ not measured	Turbidity (NTU) ☐ NM
1336	.2	1	4.42	18.42	6.46	1090	0.42	52	4.8
1341	↓	↓	4.47	18.52	6.51	1060	0.41	57	3.4
1346	↓	↓	4.49	18.56	6.52	1050	0.42	56	3.7

Purging was completed based on: ☒ stabilization of water quality parameters ☐ removal of three well volumes ☐ removal of at least one half well volume (low yield well)

Bottles Collected				Filtration	Preserved	Notes and Observations
Time	Volume	Composition (G / P)	No.	(10µm / 45µm)	(type)	(quality control sample, other)
1400	1L	G	2	☐ filtered ☒ unfiltered	—	
↓	40mL	G	3	☐ filtered ☒ unfiltered	HCL	
↓	120 mL	P	1	☐ filtered ☒ unfiltered	HNO3	

Notes: Record time at which purging is started. For low flow sampling, recommended stabilization criteria: temp ± 0.2°C; pH ± 0.1 units; conductivity ± 3%; DO ± 10%; ORP ± 10 mV; turbidity ± 10%; for at least three successive measurements that are made every 3-5 minutes with <1 foot of stable draw down.

Unless otherwise noted, groundwater sample collection was completed in accordance with the applicable requirements of Golder's Quality Assurance Program and Standard Operating Procedure ☐ 9 Conventional Groundwater Sample Collection ☒ 10 Low Flow Groundwater Sample Collection.

Field Team Leader JOHN BRAYTON (name) — signature

Groundwater Sample Collection

Page 1 of 1

GOLDER

Project/Phase	19119232	Equipment Decon	☒ Dedicated equipment	Depth to Water	4.36	ft. BMP
Site Location	UPRR- HWPW		☐ Decon between locations	Casing Stickup	—	ft.
Date	1-20-22	Reference Point	☒ Top of casing	☐ Depth to Water	4.36	ft. BGL
MW ID	MW32AR	Location	Other	Total MW Depth	—	ft. BGL
Sample ID	WG-1620-MW32AR-20220120	Water Quality		MW Diameter	2.0	inches
Pump	☐ Waterra ☐ Submersible	Meter Model	HORIBA	MW Volume	1	gallons
	☒ Peristaltic ☐ Bladder	Unit Number	U-5000	Pump Intake Depth	1	ft. BGL

Standard volume capacity of monitoring wells: Schedule 40 PVC (1-inch OD, 0.04 gallons/foot; 2-inch OD, 0.16 gallons/foot; 4-inch OD, 0.65 gallons/foot)

Time	Purge Rate (L/min)	Cumulative Purge Volume (L)	Depth to Water (ft)	Temp (°C) ☐ NM	pH ☐ NM	Conductivity (µS/m or mS/cm) ☐ not measured	Dissolved Oxygen (mg/L) ☐ not measured	Redox Potential (mV) ☐ not measured	Turbidity (NTU) ☐ NM
1422									
1432	.2	1	4.67	19.61	6.57	1010	0.76	-7	18.9
1437	↓	1	4.69	19.51	6.51	1030	0.56	-11	16.2
1442	↓	1	4.71	19.52	6.56	1030	0.61	-12	16.7

Purging was completed based on: ☒ stabilization of water quality parameters ☐ removal of three well volumes ☐ removal of at least one half well volume (low yield well)

Bottles Collected				Filtration	Preserved	Notes and Observations
Time	Volume	Composition (G / P)	No.	(10µm / 45µm)	(type)	(quality control sample, other)
1455	1L	G	2	☐ filtered ☒ unfiltered	—	
↓	40mL	G	3	☐ filtered ☒ unfiltered	HCL	
↓	120 mL	P	1	☒ filtered ☐ unfiltered	HNO3	

Notes: Record time at which purging is started. For low flow sampling, recommended stabilization criteria: temp ± 0.2°C; pH ± 0.1 units; conductivity ± 3%; DO ± 10%; ORP ± 10 mV; turbidity ± 10%; for at least three successive measurements that are made every 3-5 minutes with <1 foot of stable draw down.

Unless otherwise noted, groundwater sample collection was completed in accordance with the applicable requirements of Golder's Quality Assurance Program and Standard Operating Procedure ☐ 9 Conventional Groundwater Sample Collection ☒ 10 Low Flow Groundwater Sample Collection.

Field Team Leader JOHN BRAYTON (name) — signature

Groundwater Sample Collection

Page 1 of 1

GOLDER

Project/Phase	19119232	Equipment Decon	☒ Dedicated equipment	Depth to Water	2.76	ft. BMP
Site Location	UPRR- HWPW		☐ Decon between locations	Casing Stickup	—	ft.
Date	1-20-22	Reference Point	☒ Top of casing	☐ Depth to Water	2.76	ft. BGL
MW ID	MW68A	Location	Other	Total MW Depth	—	ft. BGL
Sample ID	WG-1620-MW68A-20220120	Water Quality		MW Diameter	2.0	inches
Pump	☐ Waterra ☐ Submersible	Meter Model	HORIBA	MW Volume	1	gallons
	☒ Peristaltic ☐ Bladder	Unit Number	U-5000	Pump Intake Depth		ft. BGL

Standard volume capacity of monitoring wells: Schedule 40 PVC (1-inch OD, 0.04 gallons/foot; 2-inch OD, 0.16 gallons/foot; 4-inch OD, 0.65 gallons/foot)

Time	Purge Rate (L/min)	Cumulative Purge Volume (L)	Depth to Water (ft)	Temp (°C) ☐ NM	pH ☐ NM	Conductivity (µS/m or mS/cm) ☐ not measured	Dissolved Oxygen (mg/L) ☐ not measured	Redox Potential (mV) ☐ not measured	Turbidity (NTU) ☐ NM
1517									
1527	.2	1	3.29	18.79	6.71	729	0.26	-36	17.2
1532	↓	↓	3.33	18.86	6.74	737	0.29	-41	11.7
1537	↓	↓	3.36	18.89	6.75	739	0.29	-42	12.9

Purging was completed based on: ☒ stabilization of water quality parameters ☐ removal of three well volumes ☐ removal of at least one half well volume (low yield well)

Bottles Collected				Filtration	Preserved	Notes and Observations
Time	Volume	Composition (G / P)	No.	(10µm / 45µm)	(type)	(quality control sample, other)
1550	1L	G	2	☐ filtered ☒ unfiltered	—	
↓	40mL	G	3	☐ filtered ☒ unfiltered	HCL	
↓	120 mL	P	1	☒ filtered ☐ unfiltered	HNO3	

Notes: Record time at which purging is started. For low flow sampling, recommended stabilization criteria: temp ± 0.2°C; pH ± 0.1 units; conductivity ± 3%; DO ± 10%; ORP ± 10 mV; turbidity ± 10%; for at least three successive measurements that are made every 3-5 minutes with <1 foot of stable draw down.

Unless otherwise noted, groundwater sample collection was completed in accordance with the applicable requirements of Golder's Quality Assurance Program and Standard Operating Procedure ☐ 9 Conventional Groundwater Sample Collection ☒ 10 Low Flow Groundwater Sample Collection.

Field Team Leader JOHN BRAYTON (name) — signature

(*) WG-1620-FB08-20220120
1615- sample time

Groundwater Sample Collection

Page 1 of 1

GOLDER

Project/Phase	19119232	Equipment Decon	☒ Dedicated equipment	Depth to Water	11.92	ft. BMP
Site Location	UPRR- HWPW		☐ Decon between locations	Casing Stickup	—	ft.
Date	1-20-22	Reference Point	☒ Top of casing	☐ Depth to Water	11.92	ft. BGL
MW ID	MW54B	Location	Other	Total MW Depth	—	ft. BGL
Sample ID	WG-1620-MW54B -20220120	Water Quality		MW Diameter	2.0	inches
Pump	☐ Waterra ☐ Submersible	Meter Model	HORIBA	MW Volume	1	gallons
	☒ Peristaltic ☐ Bladder	Unit Number	U-5000	Pump Intake Depth		ft. BGL

Standard volume capacity of monitoring wells: Schedule 40 PVC (1-inch OD, 0.04 gallons/foot; 2-inch OD, 0.16 gallons/foot; 4-inch OD, 0.65 gallons/foot)

Time	Purge Rate (L/min)	Cumulative Purge Volume (L)	Depth to Water (ft)	Temp (°C) ☐ NM	pH ☐ NM	Conductivity (µS/m or mS/cm) ☐ not measured	Dissolved Oxygen (mg/L) ☐ not measured	Redox Potential (mV) ☐ not measured	Turbidity (NTU) ☐ NM
1643									
1653	.2	1	12.46	16.72	6.80	1040	0.17	-55	21.2
1658	↓	↓	12.49	16.82	6.86	1050	0.21	-57	15.7
1703	↓	↓	12.51	16.83	6.85	1050	0.22	-57	15.9

Purging was completed based on: ☒ stabilization of water quality parameters ☐ removal of three well volumes ☐ removal of at least one half well volume (low yield well)

Bottles Collected				Filtration	Preserved	Notes and Observations
Time	Volume	Composition (G / P)	No.	(10µm / 45µm)	(type)	(quality control sample, other)
1715	1L	G	2	☐ filtered ☒ unfiltered	—	
↓	40mL	G	3	☐ filtered ☒ unfiltered	HCL	
↓	120 mL	P	1	☒ filtered ☐ unfiltered	HNO3	

Notes: Record time at which purging is started. For low flow sampling, recommended stabilization criteria: temp ± 0.2°C; pH ± 0.1 units; conductivity ± 3%; DO ± 10%; ORP ± 10 mV; turbidity ± 10%; for at least three successive measurements that are made every 3-5 minutes with <1 foot of stable draw down.

Unless otherwise noted, groundwater sample collection was completed in accordance with the applicable requirements of Golder's Quality Assurance Program and Standard Operating Procedure ☐ 9 Conventional Groundwater Sample Collection ☒ 10 Low Flow Groundwater Sample Collection.

Field Team Leader JOHN BRAYTON (name) — signature

Groundwater Sample Collection

GOLDER

Project/Phase	19119232	Equipment Decon	☒ Dedicated equipment	Depth to Water	8.61	ft. BMP
Site Location	UPRR- HWPW		☐ Decon between locations	Casing Stickup	—	ft.
Date	1-5-22	Reference Point	☒ Top of casing	☐ Depth to Water	8.61	ft. BGL
MW ID	MW14	Location	Other	Total MW Depth	—	ft. BGL
Sample ID	WG-1620-MW14 -20220105	Water Quality		MW Diameter	2.0	inches
Pump	☐ Waterra ☐ Submersible	Meter Model	HORIBA	MW Volume	1	gallons
	☒ Peristaltic ☐ Bladder	Unit Number	U-5000	Pump Intake Depth	1	ft. BGL

Standard volume capacity of monitoring wells: Schedule 40 PVC (1-inch OD, 0.04 gallons/foot; 2-inch OD, 0.16 gallons/foot; 4-inch OD, 0.65 gallons/foot)

Time	Purge Rate (L/min)	Cumulative Purge Volume (L)	Depth to Water (ft)	Temp (°C) ☐ NM	pH ☐ NM	Conductivity (µS/m or mS/cm) ☐ not measured	Dissolved Oxygen (mg/L) ☐ not measured	Redox Potential (mV) ☐ not measured	Turbidity (NTU) ☐ NM
1202									
1212	.2	1	8.92	20.6	6.77	1170	0.72	-34	7.6
1217	↓	↓	8.96	20.7	6.79	1130	0.77	-39	8.6
1222	↓	↓	8.98	20.7	6.79	1140	0.76	-39	8.4

Purging was completed based on: ☒ stabilization of water quality parameters ☐ removal of three well volumes ☐ removal of at least one half well volume (low yield well)

Bottles Collected				Filtration	Preserved	Notes and Observations
Time	Volume	Composition (G / P)	No.	(10µm / 45µm)	(type)	(quality control sample, other)
1235	1L	G	2	☐ filtered ☒ unfiltered	—	
↓	40mL	G	3	☐ filtered ☒ unfiltered	HCL	
↓	120 mL	P	1	☐ filtered ☒ unfiltered	HNO3	

Notes: Record time at which purging is started. For low flow sampling, recommended stabilization criteria: temp ± 0.2°C; pH ± 0.1 units; conductivity ± 3%; DO ± 10%; ORP ± 10 mV; turbidity ± 10%; for at least three successive measurements that are made every 3-5 minutes with <1 foot of stable draw down.

Unless otherwise noted, groundwater sample collection was completed in accordance with the applicable requirements of Golder's Quality Assurance Program and Standard Operating Procedure ☐ 9 Conventional Groundwater Sample Collection ☒ 10 Low Flow Groundwater Sample Collection.

Field Team Leader JOHN BRAYTON (name) — signature

Groundwater Sample Collection

GOLDER

Project/Phase	1911 9232	Equipment Decon	☒ Dedicated equipment	Depth to Water	23.82	ft. BMP
Site Location	UPRR- HWPW		☐ Decon between locations	Casing Stickup	—	ft.
Date	1-5-22	Reference Point	☒ Top of casing	☐ Depth to Water	23.82	ft. BGL
MW ID	MW88C	Location	Other	Total MW Depth	—	ft. BGL
Sample ID	WG-1620-MW88C-20220105	Water Quality		MW Diameter	2.0	inches
Pump	☐ Waterra ☐ Submersible	Meter Model	HORIBA	MW Volume	1	gallons
	☒ Peristaltic ☐ Bladder	Unit Number	U-5000	Pump Intake Depth		ft. BGL

Standard volume capacity of monitoring wells: Schedule 40 PVC (1-inch OD, 0.04 gallons/foot; 2-inch OD, 0.16 gallons/foot; 4-inch OD, 0.65 gallons/foot)

Time	Purge Rate (L/min)	Cumulative Purge Volume (L)	Depth to Water (ft)	Temp (°C) ☐ NM	pH ☐ NM	Conductivity (µS/m or mS/cm) ☐ not measured	Dissolved Oxygen (mg/L) ☐ not measured	Redox Potential (mV) ☐ not measured	Turbidity (NTU) ☐ NM
1254									
1304	.2	1	24.12	21.4	6.81	1260	0.57	-26	4.6
1309	↓	↓	24.15	21.6	6.86	1290	0.61	-31	3.2
1314	↓	↓	24.16	21.6	6.84	1290	0.62	-32	3.7

Purging was completed based on: ☒ stabilization of water quality parameters ☐ removal of three well volumes ☐ removal of at least one half well volume (low yield well)

Bottles Collected				Filtration	Preserved	Notes and Observations
Time	Volume	Composition (G / P)	No.	(10µm / 45µm)	(type)	(quality control sample, other)
1325	1L	G	2	☐ filtered ☒ unfiltered	—	
↓	40mL	G	3	☐ filtered ☒ unfiltered	HCL	
↓	120 mL	P	1	☐ filtered ☒ unfiltered	HNO3	

Notes: Record time at which purging is started. For low flow sampling, recommended stabilization criteria: temp ± 0.2°C; pH ± 0.1 units; conductivity ± 3%; DO ± 10%; ORP ± 10 mV; turbidity ± 10%; for at least three successive measurements that are made every 3-5 minutes with <1 foot of stable draw down.

Unless otherwise noted, groundwater sample collection was completed in accordance with the applicable requirements of Golder's Quality Assurance Program and Standard Operating Procedure ☐ 9 Conventional Groundwater Sample Collection ☒ 10 Low Flow Groundwater Sample Collection.

Field Team Leader JOHN BRAYTON (name) — signature

Groundwater Sample Collection

Page 1 of 1

GOLDER

Project/Phase	19119232	Equipment Decon	☒ Dedicated equipment	Depth to Water	22.32	ft. BMP
Site Location	UPRR- HWPW		☐ Decon between locations	Casing Stickup	—	ft.
Date	1-5-22	Reference Point	☒ Top of casing	☐ Depth to Water	22.32	ft. BGL
MW ID	MW15C	Location	Other	Total MW Depth	—	ft. BGL
Sample ID	WG-1620-MW15C-20220105	Water Quality		MW Diameter	2.0	inches
Pump	☐ Waterra ☐ Submersible	Meter Model	HORIBA	MW Volume	1	gallons
	☒ Peristaltic ☐ Bladder	Unit Number	U-5000	Pump Intake Depth		ft. BGL

Standard volume capacity of monitoring wells: Schedule 40 PVC (1-inch OD, 0.04 gallons/foot; 2-inch OD, 0.16 gallons/foot; 4-inch OD, 0.65 gallons/foot)

Time 1344	Purge Rate (L/min)	Cumulative Purge Volume (L)	Depth to Water (ft)	Temp (°C) ☐ NM	pH ☐ NM	Conductivity (µS/m or mS/cm) ☐ not measured	Dissolved Oxygen (mg/L) ☐ not measured	Redox Potential (mV) ☐ not measured	Turbidity (NTU) ☐ NM
1354	.2	1	22.61	21.4	6.59	1410	0.41	-31	8.9
1359	↓	↓	22.64	21.6	6.57	1420	0.47	-36	9.6
1404	↓	↓	22.64	21.6	6.57	1420	0.48	-37	9.7

Purging was completed based on: ☒ stabilization of water quality parameters ☐ removal of three well volumes ☐ removal of at least one half well volume (low yield well)

Bottles Collected				Filtration	Preserved	Notes and Observations
Time	Volume	Composition (G / P)	No.	(10µm / 45µm)	(type)	(quality control sample, other)
1420	1L	G	2	☐ filtered ☒ unfiltered	—	
↓	40mL	G	3	☐ filtered ☒ unfiltered	HCL	
↓	120 mL	P	1	☐ filtered ☒ unfiltered	HNO3	

Notes: Record time at which purging is started. For low flow sampling, recommended stabilization criteria: temp ± 0.2°C; pH ± 0.1 units; conductivity ± 3%; DO ± 10%; ORP ± 10 mV; turbidity ± 10%; for at least three successive measurements that are made every 3-5 minutes with <1 foot of stable draw down.

Unless otherwise noted, groundwater sample collection was completed in accordance with the applicable requirements of Golder's Quality Assurance Program and Standard Operating Procedure ☐ 9 Conventional Groundwater Sample Collection ☒ 10 Low Flow Groundwater Sample Collection.

Field Team Leader JOHN BRAYTON (name) — signature

Groundwater Sample Collection

Page 1 of 1

GOLDER

Project/Phase	19119232	Equipment Decon	☒ Dedicated equipment	Depth to Water	18.89	ft. BMP
Site Location	UPRR- HWPW		☐ Decon between locations	Casing Stickup	—	ft.
Date	1-5-22	Reference Point	☒ Top of casing	☐ Depth to Water	18.89	ft. BGL
MW ID	MW15B	Location	Other	Total MW Depth	—	ft. BGL
Sample ID	WG-1620-MW15B -20220105	Water Quality		MW Diameter	2.0	inches
Pump	☐ Waterra ☐ Submersible	Meter Model	HORIBA	MW Volume	1	gallons
	☒ Peristaltic ☐ Bladder	Unit Number	U-5000	Pump Intake Depth	1	ft. BGL

Standard volume capacity of monitoring wells: Schedule 40 PVC (1-inch OD, 0.04 gallons/foot; 2-inch OD, 0.16 gallons/foot; 4-inch OD, 0.65 gallons/foot)

Time	Purge Rate (L/min)	Cumulative Purge Volume (L)	Depth to Water (ft)	Temp (°C) ☐ NM	pH ☐ NM	Conductivity (µS/m or mS/cm) ☐ not measured	Dissolved Oxygen (mg/L) ☐ not measured	Redox Potential (mV) ☐ not measured	Turbidity (NTU) ☐ NM
1439									
1449	.2	1	19.12	22.4	6.51	567	0.76	-12	5.4
1454	↓	1	19.18	22.6	6.56	612	0.81	-11	6.7
1459	↓	1	19.19	22.6	6.59	616	0.82	-11	6.8

Purging was completed based on: ☒ stabilization of water quality parameters ☐ removal of three well volumes ☐ removal of at least one half well volume (low yield well)

Bottles Collected				Filtration	Preserved	Notes and Observations
Time	Volume	Composition (G / P)	No.	(10µm / 45µm)	(type)	(quality control sample, other)
1510	1L	G	2	☐ filtered ☒ unfiltered	—	
↓	40mL	G	3	☐ filtered ☒ unfiltered	HCL	
↓	120 mL	P	1	☐ filtered ☒ unfiltered	HNO3	

Notes: Record time at which purging is started. For low flow sampling, recommended stabilization criteria: temp ± 0.2°C; pH ± 0.1 units; conductivity ± 3%; DO ± 10%; ORP ± 10 mV; turbidity ± 10%; for at least three successive measurements that are made every 3-5 minutes with <1 foot of stable draw down.

Unless otherwise noted, groundwater sample collection was completed in accordance with the applicable requirements of Golder's Quality Assurance Program and Standard Operating Procedure ☐ 9 Conventional Groundwater Sample Collection ☒ 10 Low Flow Groundwater Sample Collection.

Field Team Leader JOHN BRAYTON (name) — signature

Groundwater Sample Collection

GOLDER

Project/Phase	19119232	Equipment Decon	☒ Dedicated equipment	Depth to Water	6.21	ft. BMP
Site Location	UPRR- HWPW		☐ Decon between locations	Casing Stickup	—	ft.
Date	1-5-22	Reference Point	☒ Top of casing	☐ Depth to Water	6.21	ft. BGL
MW ID	TW41B	Location	Other	Total MW Depth	—	ft. BGL
Sample ID	WG-1620-TW41B-20220105	Water Quality		MW Diameter	2.0	inches
Pump	☐ Waterra ☐ Submersible	Meter Model	HORIBA	MW Volume	1	gallons
	☒ Peristaltic ☐ Bladder	Unit Number	U-5000	Pump Intake Depth		ft. BGL

Standard volume capacity of monitoring wells: Schedule 40 PVC (1-inch OD, 0.04 gallons/foot; 2-inch OD, 0.16 gallons/foot; 4-inch OD, 0.65 gallons/foot)

Time	Purge Rate (L/min)	Cumulative Purge Volume (L)	Depth to Water (ft)	Temp (°C) ☐ NM	pH ☐ NM	Conductivity (µS/m or mS/cm) ☐ not measured	Dissolved Oxygen (mg/L) ☐ not measured	Redox Potential (mV) ☐ not measured	Turbidity (NTU) ☐ NM
1532									
1542	.2	1	6.47	21.7	6.86	1130	0.86	-36	3.2
1547	↓	↓	6.51	21.9	6.91	1140	0.71	-39	3.7
1552	↓	↓	6.52	21.9	6.92	1140	0.72	-38	3.7

Purging was completed based on: ☒ stabilization of water quality parameters ☐ removal of three well volumes ☐ removal of at least one half well volume (low yield well)

Bottles Collected				Filtration	Preserved	Notes and Observations
Time	Volume	Composition (G / P)	No.	(10µm / 45µm)	(type)	(quality control sample, other)
1605	1L	G	2	☐ filtered ☒ unfiltered	—	
↓	40mL	G	3	☐ filtered ☒ unfiltered	HCL	
↓	120 mL	P	1	☐ filtered ☒ unfiltered	HNO3	

Notes: Record time at which purging is started. For low flow sampling, recommended stabilization criteria: temp ± 0.2°C; pH ± 0.1 units; conductivity ± 3%; DO ± 10%; ORP ± 10 mV; turbidity ± 10%; for at least three successive measurements that are made every 3-5 minutes with <1 foot of stable draw down.

Unless otherwise noted, groundwater sample collection was completed in accordance with the applicable requirements of Golder's Quality Assurance Program and Standard Operating Procedure ☐ 9 Conventional Groundwater Sample Collection ☒ 10 Low Flow Groundwater Sample Collection.

Field Team Leader JOHN BRAYTON (name) — signature

Groundwater Sample Collection

GOLDER

Project/Phase	19119232	Equipment Decon	☒ Dedicated equipment	Depth to Water	23.73	ft. BMP
Site Location	UPRR- HWPW		☐ Decon between locations	Casing Stickup	—	ft.
Date	1-5-22	Reference Point	☒ Top of casing	☐ Depth to Water	23.73	ft. BGL
MW ID	MW12C	Location	Other	Total MW Depth	—	ft. BGL
Sample ID	WG-1620-MW12C -20220105	Water Quality		MW Diameter	2.0	inches
Pump	☐ Waterra ☐ Submersible	Meter Model	HORIBA	MW Volume	1	gallons
	☒ Peristaltic ☐ Bladder	Unit Number	U-5000	Pump Intake Depth		ft. BGL

Standard volume capacity of monitoring wells: Schedule 40 PVC (1-inch OD, 0.04 gallons/foot; 2-inch OD, 0.16 gallons/foot; 4-inch OD, 0.65 gallons/foot)

Time	Purge Rate (L/min)	Cumulative Purge Volume (L)	Depth to Water (ft)	Temp (°C) ☐ NM	pH ☐ NM	Conductivity (µS/m or mS/cm) ☐ not measured	Dissolved Oxygen (mg/L) ☐ not measured	Redox Potential (mV) ☐ not measured	Turbidity (NTU) ☐ NM
1631									
1641	.2	1	24.06	20.6	6.47	936	0.31	-67	7.6
1646	↓	↓	24.09	20.9	6.51	959	0.41	-64	8.7
1651	↓	↓	24.10	21.1	6.50	951	0.42	-64	8.7

Purging was completed based on: ☒ stabilization of water quality parameters ☐ removal of three well volumes ☐ removal of at least one half well volume (low yield well)

Bottles Collected				Filtration	Preserved	Notes and Observations
Time	Volume	Composition (G / P)	No.	(10µm / 45µm)	(type)	(quality control sample, other)
1705	1L	G	2	☐ filtered ☒ unfiltered	—	
↓	40mL	G	3	☐ filtered ☒ unfiltered	HCL	
↓	120 mL	P	1	☐ filtered ☒ unfiltered	HNO3	

Notes: Record time at which purging is started. For low flow sampling, recommended stabilization criteria: temp ± 0.2°C; pH ± 0.1 units; conductivity ± 3%; DO ± 10%; ORP ± 10 mV; turbidity ± 10%; for at least three successive measurements that are made every 3-5 minutes with <1 foot of stable draw down.

Unless otherwise noted, groundwater sample collection was completed in accordance with the applicable requirements of Golder's Quality Assurance Program and Standard Operating Procedure ☐ 9 Conventional Groundwater Sample Collection ☒ 10 Low Flow Groundwater Sample Collection.

Field Team Leader JOHN BRAYTON (name) — signature

WG-1620-FB01-20220105
1725-sample

Groundwater Sample Collection

Page 1 of 1

GOLDER

Project/Phase	19119232	Equipment Decon	☑ Dedicated equipment	Depth to Water	3.26	ft. BMP
Site Location	UPRR-HWPW		☐ Decon between locations	Casing Stickup	-	ft.
Date	1-6-22	Reference Point	☑ Top of casing	☐ Depth to Water	3.26	ft. BGL
MW ID	MW 81B	Location	Other	Total MW Depth	-	ft. BGL
Sample ID	WG-1620-MW81B-20220106	Water Quality		MW Diameter	2.0	inches
Pump	☐ Waterra ☐ Submersible	Meter Model	HORIBA	MW Volume	1	gallons
	☑ Peristaltic ☐ Bladder	Unit Number	U-5000	Pump Intake Depth		ft. BGL

Standard volume capacity of monitoring wells: Schedule 40 PVC (1-inch OD, 0.04 gallons/foot; 2-inch OD, 0.16 gallons/foot; 4-inch OD, 0.65 gallons/foot)

Time 1439	Purge Rate (L/min)	Cumulative Purge Volume (L)	Depth to Water (ft)	Temp (°C) ☐ NM	pH ☐ NM	Conductivity (µS/m or mS/cm) ☐ not measured	Dissolved Oxygen (mg/L) ☐ not measured	Redox Potential (mV) ☐ not measured	Turbidity (NTU) ☐ NM
1449	0.3		7.74	25.02	7.94	176	3.48	24	3.1
1454	0.3		8.34	25.15	7.93	170	2.87	41	0.0
1459	0.3		8.71	25.32	7.94	166	3.39	43	0.0

Purging was completed based on: ☑ stabilization of water quality parameters ☐ removal of three well volumes ☐ removal of at least one half well volume (low yield well)

Bottles Collected				Filtration	Preserved	Notes and Observations
Time	Volume	Composition (G / P)	No.	(10µm / 45µm)	(type)	(quality control sample, other)
ZAC ~~1515~~ 1515	1L	G	2	☐ filtered ☑ unfiltered	—	
	40mL	G	3	☐ filtered ☑ unfiltered	HCL	
	120mL	P	1	☐ filtered ☑ unfiltered	HNO_3	

Notes: Record time at which purging is started. For low flow sampling, recommended stabilization criteria: temp ± 0.2°C; pH ± 0.1 units; conductivity ± 3%; DO ± 10%; ORP ± 10 mV; turbidity ± 10%; for at least three successive measurements that are made every 3-5 minutes with <1 foot of stable draw down.

Unless otherwise noted, groundwater sample collection was completed in accordance with the applicable requirements of Golder's Quality Assurance Program and Standard Operating Procedure ☐ 9 Conventional Groundwater Sample Collection ☑ 10 Low Flow Groundwater Sample Collection.

Field Team Leader JOHN BEAUTON (name) — signature

Groundwater Sample Collection

Page 1 of 1

GOLDER

Project/Phase	1911 9232	Equipment Decon	☒ Dedicated equipment	Depth to Water	21.59 ft. BMP
Site Location	VRR - HWPW		☐ Decon between locations	Casing Stickup	— ft.
Date	1-6-22	Reference Point	☒ Top of casing	☐ Depth to Water	21.59 ft. BGL
MW ID	MW85C	Location	Other _____	Total MW Depth	— ft. BGL
Sample ID	WG-1620-MW85C-20220106	Water Quality		MW Diameter	2.0 inches
Pump	☐ Waterra ☐ Submersible	Meter Model	HORIBA	MW Volume	1 gallons
	☒ Peristaltic ☐ Bladder	Unit Number	V-5000	Pump Intake Depth	1 ft. BGL

Standard volume capacity of monitoring wells: Schedule 40 PVC (1-inch OD, 0.04 gallons/foot; 2-inch OD, 0.16 gallons/foot; 4-inch OD, 0.65 gallons/foot)

Time	Purge Rate (L/min)	Cumulative Purge Volume (L)	Depth to Water (ft)	Temp (°C) ☐ NM	pH 7.87 ☐ NM	Conductivity (µS/m or mS/cm) ☐ not measured	Dissolved Oxygen (mg/L) ☐ not measured	Redox Potential (mV) ☐ not measured	Turbidity (NTU) ☐ NM
0815									
0825	.2		21.96	22.72	~~22.72~~	1310	0.21	-71	13.3
0830			21.95	22.86	7.84	1320	0.19	-69	8.6
0835			21.95	22.86	7.84	1320	0.17	-71	7.1

Purging was completed based on: ☒ stabilization of water quality parameters ☐ removal of three well volumes ☐ removal of at least one half well volume (low yield well)

Bottles Collected				Filtration	Preserved	Notes and Observations
Time	Volume	Composition (G / P)	No.	(10µm / 45µm)	(type)	(quality control sample, other)
0845	1L	G	2	☐ filtered ☒ unfiltered	—	SVOCS
	120mL	P	1	☐ filtered ☒ unfiltered	HNO_3	METALS
	40mL	G	3	☐ filtered ☒ unfiltered	HCL	VOCS

Notes: Record time at which purging is started. For low flow sampling, recommended stabilization criteria: temp ± 0.2°C; pH ± 0.1 units; conductivity ± 3%; DO ± 10%; ORP ± 10 mV; turbidity ± 10%; for at least three successive measurements that are made every 3-5 minutes with <1 foot of stable draw down.

Unless otherwise noted, groundwater sample collection was completed in accordance with the applicable requirements of Golder's Quality Assurance Program and Standard Operating Procedure ☐ 9 Conventional Groundwater Sample Collection ☒ 10 Low Flow Groundwater Sample Collection.

Field Team Leader JOHN BRAYTON (name) _____ (signature)

Groundwater Sample Collection

GOLDER

Project/Phase	19119232	Equipment Decon	☒ Dedicated equipment	Depth to Water	20.69 ft. BMP
Site Location	UPRR-HWPW		☐ Decon between locations	Casing Stickup	— ft.
Date	1-6-22	Reference Point	☒ Top of casing	☐ Depth to Water	20.69 ft. BGL
MW ID	MW76C	Location	Other	Total MW Depth	— ft. BGL
Sample ID	WG-1620-MW76C-20220106	Water Quality		MW Diameter	2.0 inches
Pump	☐ Waterra ☐ Submersible	Meter Model	HORIBA	MW Volume	/ gallons
	☒ Peristaltic ☐ Bladder	Unit Number	U-5000	Pump Intake Depth	/ ft. BGL

Standard volume capacity of monitoring wells: Schedule 40 PVC (1-inch OD, 0.04 gallons/foot; 2-inch OD, 0.16 gallons/foot; 4-inch OD, 0.65 gallons/foot)

Time	Purge Rate (L/min)	Cumulative Purge Volume (L)	Depth to Water (ft)	Temp (°C) ☐ NM	pH ☐ NM	Conductivity (µS/m or mS/cm) ☐ not measured	Dissolved Oxygen (mg/L) ☐ not measured	Redox Potential (mV) ☐ not measured	Turbidity (NTU) ☐ NM
0906									
0916	.2		20.79	24.84	7.81	1390	0.34	-49	2.4
0926	↓		20.79	25.10	8.31	1440	0.37	-56	1.9
0931	↓		20.79	25.14	8.16	1430	0.36	-61	0.6

Purging was completed based on: ☒ stabilization of water quality parameters ☐ removal of three well volumes ☐ removal of at least one half well volume (low yield well)

Bottles Collected				Filtration	Preserved	Notes and Observations
Time	Volume	Composition (G / P)	No.	(10µm / 45µm)	(type)	(quality control sample, other)
0945	1L	G	2	☐ filtered ☒ unfiltered	—	SVOCS
0945	120ML	P	1	☐ filtered ☒ unfiltered	HNO3	METALS
0945	40ML	G	3	☐ filtered ☒ unfiltered	HCL	VOCS

Notes: Record time at which purging is started. For low flow sampling, recommended stabilization criteria: temp ± 0.2°C; pH ± 0.1 units; conductivity ± 3%; DO ± 10%; ORP ± 10 mV; turbidity ± 10%; for at least three successive measurements that are made every 3-5 minutes with <1 foot of stable draw down.

Unless otherwise noted, groundwater sample collection was completed in accordance with the applicable requirements of Golder's Quality Assurance Program and Standard Operating Procedure ☐ 9 Conventional Groundwater Sample Collection ☒ 10 Low Flow Groundwater Sample Collection.

Field Team Leader JOHN BRAYTON (name) — signature

Groundwater Sample Collection

Page 1 of 1

GOLDER

Project/Phase	19119232	Equipment Decon	☒ Dedicated equipment	Depth to Water	4.83	ft. BMP
Site Location	UPRR- HWPW		☐ Decon between locations	Casing Stickup	—	ft.
Date	1-6-22	Reference Point	☒ Top of casing	☐ Depth to Water	4.83	ft. BGL
MW ID	MW76B	Location	Other	Total MW Depth	—	ft. BGL
Sample ID	WG-1620-MW76B-20220106	Water Quality		MW Diameter	2.0	inches
Pump	☐ Waterra ☐ Submersible	Meter Model	HORIBA	MW Volume	1	gallons
	☒ Peristaltic ☐ Bladder	Unit Number	U-5000	Pump Intake Depth		ft. BGL

Standard volume capacity of monitoring wells: Schedule 40 PVC (1-inch OD, 0.04 gallons/foot; 2-inch OD, 0.16 gallons/foot; 4-inch OD, 0.65 gallons/foot)

Time	Purge Rate (L/min)	Cumulative Purge Volume (L)	Depth to Water (ft)	Temp (°C) ☐ NM	pH ☐ NM	Conductivity (µS/m or mS/cm) ☐ not measured	Dissolved Oxygen (mg/L) ☐ not measured	Redox Potential (mV) ☐ not measured	Turbidity (NTU) ☐ NM
0954									
1004	.2	1	5.19	24.3	6.92	981	0.64	-50	9.2
1009	↓	↓	5.22	24.2	6.97	947	0.52	-54	8.6
1014	↓	↓	5.23	24.2	6.97	952	0.51	-55	8.7

Purging was completed based on: ☒ stabilization of water quality parameters ☐ removal of three well volumes ☐ removal of at least one half well volume (low yield well)

Bottles Collected				Filtration	Preserved	Notes and Observations
Time	Volume	Composition (G / P)	No.	(10µm / 45µm)	(type)	(quality control sample, other)
1025	1L	G	2	☐ filtered ☒ unfiltered	—	
↓	40mL	G	3	☐ filtered ☒ unfiltered	HCL	
↓	120 mL	P	1	☐ filtered ☒ unfiltered	HNO3	

Notes: Record time at which purging is started. For low flow sampling, recommended stabilization criteria: temp ± 0.2°C; pH ± 0.1 units; conductivity ± 3%; DO ± 10%; ORP ± 10 mV; turbidity ± 10%; for at least three successive measurements that are made every 3-5 minutes with <1 foot of stable draw down.

Unless otherwise noted, groundwater sample collection was completed in accordance with the applicable requirements of Golder's Quality Assurance Program and Standard Operating Procedure ☐ 9 Conventional Groundwater Sample Collection ☒ 10 Low Flow Groundwater Sample Collection.

Field Team Leader JOHN BRAYTON (name) — signature

Groundwater Sample Collection

GOLDER

Project/Phase	19119232	Equipment Decon	☒ Dedicated equipment	Depth to Water	7.53	ft. BMP
Site Location	UPRR- HWPW		☐ Decon between locations	Casing Stickup	—	ft.
Date	1-6-22	Reference Point	☒ Top of casing	☐ Depth to Water	7.53	ft. BGL
MW ID	MW98B	Location	Other	Total MW Depth	—	ft. BGL
Sample ID	WG-1620-MW98B-20220106	Water Quality		MW Diameter	2.0	inches
Pump	☐ Waterra ☐ Submersible	Meter Model	HORIBA	MW Volume	1	gallons
	☒ Peristaltic ☐ Bladder	Unit Number	U-5000	Pump Intake Depth		ft. BGL

Standard volume capacity of monitoring wells: Schedule 40 PVC (1-inch OD, 0.04 gallons/foot; 2-inch OD, 0.16 gallons/foot; 4-inch OD, 0.65 gallons/foot)

Time	Purge Rate (L/min)	Cumulative Purge Volume (L)	Depth to Water (ft)	Temp (°C) ☐ NM	pH ☐ NM	Conductivity (µS/m or mS/cm) ☐ not measured	Dissolved Oxygen (mg/L) ☐ not measured	Redox Potential (mV) ☐ not measured	Turbidity (NTU) ☐ NM
1034									
1044	.2	1	7.81	23.7	6.91	1060	0.34	-129	8.7
1049	↓	↓	7.84	23.4	6.94	1030	0.26	-127	9.2
1054	↓	↓	7.85	23.4	6.94	1020	0.28	-126	9.2

Purging was completed based on: ☒ stabilization of water quality parameters ☐ removal of three well volumes ☐ removal of at least one half well volume (low yield well)

Bottles Collected				Filtration (10µm / 45µm)	Preserved (type)	Notes and Observations (quality control sample, other)
Time	Volume	Composition (G / P)	No.			
1105	1L	G	2	☐ filtered ☒ unfiltered	—	
↓	40mL	G	3	☐ filtered ☒ unfiltered	HCL	
↓	120 mL	P	1	☐ filtered ☒ unfiltered	HNO3	

Notes: Record time at which purging is started. For low flow sampling, recommended stabilization criteria: temp ± 0.2°C; pH ± 0.1 units; conductivity ± 3%; DO ± 10%; ORP ± 10 mV; turbidity ± 10%; for at least three successive measurements that are made every 3-5 minutes with <1 foot of stable draw down.

Unless otherwise noted, groundwater sample collection was completed in accordance with the applicable requirements of Golder's Quality Assurance Program and Standard Operating Procedure ☐ 9 Conventional Groundwater Sample Collection ☒ 10 Low Flow Groundwater Sample Collection.

Field Team Leader JOHN BRAYTON (name) — signature

Groundwater Sample Collection

Page 1 of 1

GOLDER

Project/Phase	19119232	Equipment Decon	☒ Dedicated equipment	Depth to Water	11.11	ft. BMP
Site Location	UPRR- HWPW		☐ Decon between locations	Casing Stickup	—	ft.
Date	1-6-22	Reference Point	☒ Top of casing	☐ Depth to Water	11.11	ft. BGL
MW ID	MW80B	Location	Other	Total MW Depth	—	ft. BGL
Sample ID	WG-1620-MW80B-20220106	Water Quality		MW Diameter	2.0	inches
Pump	☐ Waterra ☐ Submersible	Meter Model	HORIBA	MW Volume	1	gallons
	☒ Peristaltic ☐ Bladder	Unit Number	U-5000	Pump Intake Depth		ft. BGL

Standard volume capacity of monitoring wells: Schedule 40 PVC (1-inch OD, 0.04 gallons/foot; 2-inch OD, 0.16 gallons/foot; 4-inch OD, 0.65 gallons/foot)

Time	Purge Rate (L/min)	Cumulative Purge Volume (L)	Depth to Water (ft)	Temp (°C) ☐ NM	pH ☐ NM	Conductivity (µS/m or mS/cm) ☐ not measured	Dissolved Oxygen (mg/L) ☐ not measured	Redox Potential (mV) ☐ not measured	Turbidity (NTU) ☐ NM
1301									
1311	.2	1	11.39	25.1	7.46	346	1.21	96	1.7
1316	↓	↓	11.43	24.6	7.51	331	1.16	102	1.2
1321	↓	↓	11.44	24.5	7.52	333	1.14	101	1.3

Purging was completed based on: ☒ stabilization of water quality parameters ☐ removal of three well volumes ☐ removal of at least one half well volume (low yield well)

Bottles Collected				Filtration	Preserved	Notes and Observations
Time	Volume	Composition (G / P)	No.	(10µm / 45µm)	(type)	(quality control sample, other)
1335	1L	G	2	☐ filtered ☒ unfiltered	—	
↓	40mL	G	3	☐ filtered ☒ unfiltered	HCL	
↓	120 mL	P	1	☐ filtered ☒ unfiltered	HNO3	

Notes: Record time at which purging is started. For low flow sampling, recommended stabilization criteria: temp ± 0.2°C; pH ± 0.1 units; conductivity ± 3%; DO ± 10%; ORP ± 10 mV; turbidity ± 10%; for at least three successive measurements that are made every 3-5 minutes with <1 foot of stable draw down.

Unless otherwise noted, groundwater sample collection was completed in accordance with the applicable requirements of Golder's Quality Assurance Program and Standard Operating Procedure ☐ 9 Conventional Groundwater Sample Collection ☒ 10 Low Flow Groundwater Sample Collection.

Field Team Leader JOHN BRAYTON (name) — signature

Groundwater Sample Collection

Page 1 of 1

GOLDER

Project/Phase	19119232	Equipment Decon	☒ Dedicated equipment	Depth to Water	8.43	ft. BMP
Site Location	UPRR- HWPW		☐ Decon between locations	Casing Stickup	—	ft.
Date	1-6-22	Reference Point	☒ Top of casing	☐ Depth to Water	8.43	ft. BGL
MW ID	MW508	Location	Other	Total MW Depth	—	ft. BGL
Sample ID	WG-1620-MW508-20220106	Water Quality		MW Diameter	2.0	inches
Pump	☐ Waterra ☐ Submersible	Meter Model	HORIBA	MW Volume	1	gallons
	☒ Peristaltic ☐ Bladder	Unit Number	U-5000	Pump Intake Depth		ft. BGL

Standard volume capacity of monitoring wells: Schedule 40 PVC (1-inch OD, 0.04 gallons/foot; 2-inch OD, 0.16 gallons/foot; 4-inch OD, 0.65 gallons/foot)

Time	Purge Rate (L/min)	Cumulative Purge Volume (L)	Depth to Water (ft)	Temp (°C) ☐ NM	pH ☐ NM	Conductivity (µS/m or mS/cm) ☐ not measured	Dissolved Oxygen (mg/L) ☐ not measured	Redox Potential (mV) ☐ not measured	Turbidity (NTU) ☐ NM
1354									
1404	.2		8.79	20.6	6.94	1210	0.67	-97	3.7
1409			8.82	20.4	6.91	1190	0.42	-101	2.6
1414			8.84	20.4	6.92	1190	0.46	-102	2.9

Purging was completed based on: ☒ stabilization of water quality parameters ☐ removal of three well volumes ☐ removal of at least one half well volume (low yield well)

Bottles Collected				Filtration	Preserved	Notes and Observations
Time	Volume	Composition (G / P)	No.	(10µm / 45µm)	(type)	(quality control sample, other)
1430	1L	G	2	☐ filtered ☒ unfiltered	—	
	40mL	G	3	☐ filtered ☒ unfiltered	HCL	
	120 mL	P	1	☐ filtered ☒ unfiltered	HNO3	

Notes: Record time at which purging is started. For low flow sampling, recommended stabilization criteria: temp ± 0.2°C; pH ± 0.1 units; conductivity ± 3%; DO ± 10%; ORP ± 10 mV; turbidity ± 10%; for at least three successive measurements that are made every 3-5 minutes with <1 foot of stable draw down.

Unless otherwise noted, groundwater sample collection was completed in accordance with the applicable requirements of Golder's Quality Assurance Program and Standard Operating Procedure ☐ 9 Conventional Groundwater Sample Collection ☒ 10 Low Flow Groundwater Sample Collection.

Field Team Leader JOHN BRAYTON (name) — signature

WG-1620-FB02-20220106
1545-Dample

Groundwater Sample Collection

Page 1 of 1

GOLDER

Project/Phase	19119232	Equipment Decon	☒ Dedicated equipment	Depth to Water	6.46	ft. BMP
Site Location	UPRR- HWPW		☐ Decon between locations	Casing Stickup	—	ft.
Date	1-6-22	Reference Point	☒ Top of casing	☐ Depth to Water	6.46	ft. BGL
MW ID	MW39B	Location	Other _____	Total MW Depth	—	ft. BGL
Sample ID	WG-1620-MW39B-20220106	Water Quality		MW Diameter	2.0	inches
Pump	☐ Waterra ☐ Submersible	Meter Model	HORIBA	MW Volume	1	gallons
	☒ Peristaltic ☐ Bladder	Unit Number	U-5000	Pump Intake Depth		ft. BGL

Standard volume capacity of monitoring wells: Schedule 40 PVC (1-inch OD, 0.04 gallons/foot; 2-inch OD, 0.16 gallons/foot; 4-inch OD, 0.65 gallons/foot)

Time	Purge Rate (L/min)	Cumulative Purge Volume (L)	Depth to Water (ft)	Temp (°C) ☐ NM	pH ☐ NM	Conductivity (µS/m or mS/cm) ☐ not measured	Dissolved Oxygen (mg/L) ☐ not measured	Redox Potential (mV) ☐ not measured	Turbidity (NTU) ☐ NM
1612									
1622	.2	1	6.82	21.7	6.72	1170	0.86	-76	5.7
1627	↓	↓	6.87	21.4	6.77	1190	0.61	-63	7.4
1632	↓	↓	6.90	21.4	6.78	1190	0.62	-64	7.1

Purging was completed based on: ☒ stabilization of water quality parameters ☐ removal of three well volumes ☐ removal of at least one half well volume (low yield well)

Bottles Collected				Filtration	Preserved	Notes and Observations
Time	Volume	Composition (G / P)	No.	(10µm / 45µm)	(type)	(quality control sample, other)
1645	1L	G	2	☐ filtered ☒ unfiltered	—	
↓	40mL	G	3	☐ filtered ☒ unfiltered	HCL	
↓	120 mL	P	1	☐ filtered ☒ unfiltered	HNO3	

Notes: Record time at which purging is started. For low flow sampling, recommended stabilization criteria: temp ± 0.2°C; pH ± 0.1 units; conductivity ± 3%; DO ± 10%; ORP ± 10 mV; turbidity ± 10%; for at least three successive measurements that are made every 3-5 minutes with <1 foot of stable draw down.

Unless otherwise noted, groundwater sample collection was completed in accordance with the applicable requirements of Golder's Quality Assurance Program and Standard Operating Procedure ☐ 9 Conventional Groundwater Sample Collection ☒ 10 Low Flow Groundwater Sample Collection.

Field Team Leader JOHN BRAYTON (name) _____ (signature)

Groundwater Sample Collection

Page 1 of 1

GOLDER

Project/Phase	19119232	Equipment Decon	☒ Dedicated equipment	Depth to Water	6.83	ft. BMP
Site Location	UPRR- HWPW		☐ Decon between locations	Casing Stickup	—	ft.
Date	1-6-22	Reference Point	☒ Top of casing	☐ Depth to Water	6.83	ft. BGL
MW ID	MW42B	Location	Other	Total MW Depth	—	ft. BGL
Sample ID	WG-1620-MW42B-20220106	Water Quality		MW Diameter	2.0	inches
Pump	☐ Waterra ☐ Submersible	Meter Model	HORIBA	MW Volume	1	gallons
	☒ Peristaltic ☐ Bladder	Unit Number	U-5000	Pump Intake Depth		ft. BGL

Standard volume capacity of monitoring wells: Schedule 40 PVC (1-inch OD, 0.04 gallons/foot; 2-inch OD, 0.16 gallons/foot; 4-inch OD, 0.65 gallons/foot)

Time (hh:mm)	Purge Rate (L/min)	Cumulative Purge Volume (L)	Depth to Water (ft)	Temp (°C) ☐ NM	pH ☐ NM	Conductivity (µS/m or mS/cm) ☐ not measured	Dissolved Oxygen (mg/L) ☐ not measured	Redox Potential (mV) ☐ not measured	Turbidity (NTU) ☐ NM
1716	.2	1	7.21	21.7	6.71	1220	0.41	-6	12
1721	↓	↓	7.26	22.1	6.67	1260	0.36	-11	9.6
1726	↓	↓	7.28	22.2	6.65	1270	0.37	-12	9.1

Purging was completed based on: ☒ stabilization of water quality parameters ☐ removal of three well volumes ☐ removal of at least one half well volume (low yield well)

Bottles Collected				Filtration	Preserved	Notes and Observations
Time	Volume	Composition (G / P)	No.	(10µm / 45µm)	(type)	(quality control sample, other)
1735	1L	G	2	☐ filtered ☒ unfiltered	—	
↓	40mL	G	3	☐ filtered ☒ unfiltered	HCL	
↓	120 mL	P	1	☐ filtered ☒ unfiltered	HNO3	

Notes: Record time at which purging is started. For low flow sampling, recommended stabilization criteria: temp ± 0.2°C; pH ± 0.1 units; conductivity ± 3%; DO ± 10%; ORP ± 10 mV; turbidity ± 10%; for at least three successive measurements that are made every 3-5 minutes with <1 foot of stable draw down.

Unless otherwise noted, groundwater sample collection was completed in accordance with the applicable requirements of Golder's Quality Assurance Program and Standard Operating Procedure ☐ 9 Conventional Groundwater Sample Collection ☒ 10 Low Flow Groundwater Sample Collection.

Field Team Leader JOHN BRAYTON (name) — signature

Groundwater Sample Collection

GOLDER

Project/Phase	19119232	Equipment Decon	☒ Dedicated equipment	Depth to Water	5.02 ft. BMP
Site Location	UPRR- HWPW		☐ Decon between locations	Casing Stickup	— ft.
Date	1-7-22	Reference Point	☒ Top of casing	☐ Depth to Water	5.02 ft. BGL
MW ID	P11	Location	Other	Total MW Depth	— ft. BGL
Sample ID	WG-1620-P11 -20220107	Water Quality		MW Diameter	2.0 inches
Pump	☐ Waterra ☐ Submersible	Meter Model	HORIBA	MW Volume	1 gallons
	☒ Peristaltic ☐ Bladder	Unit Number	U-5000	Pump Intake Depth	ft. BGL

Standard volume capacity of monitoring wells: Schedule 40 PVC (1-inch OD, 0.04 gallons/foot; 2-inch OD, 0.16 gallons/foot; 4-inch OD, 0.65 gallons/foot)

Time	Purge Rate	Cumulative Purge Volume	Depth to Water	Temp (°C)	pH	Conductivity (µS/m or mS/cm)	Dissolved Oxygen (mg/L)	Redox Potential (mV)	Turbidity (NTU)
0721	(L/min)	(L)	(ft)	☐ NM	☐ NM	☐ not measured	☐ not measured	☐ not measured	☐ NM
0731	.2	1	5.39	22.7	7.04	929	0.26	-21	7.2
0736	↓	↓	5.42	22.9	7.11	942	0.31	-19	8.6
0741	↓	↓	5.42	22.9	7.12	946	0.32	-18	8.8

Purging was completed based on: ☒ stabilization of water quality parameters ☐ removal of three well volumes ☐ removal of at least one half well volume (low yield well)

Bottles Collected				Filtration	Preserved	Notes and Observations
Time	Volume	Composition (G / P)	No.	(10µm / 45µm)	(type)	(quality control sample, other)
0755	1L	G	2	☐ filtered ☒ unfiltered	—	
↓	40mL	G	3	☐ filtered ☒ unfiltered	HCL	
↓	120 mL	P	1	☐ filtered ☒ unfiltered	HNO3	

Notes: Record time at which purging is started. For low flow sampling, recommended stabilization criteria: temp ± 0.2°C; pH ± 0.1 units; conductivity ± 3%; DO ± 10%; ORP ± 10 mV; turbidity ± 10%; for at least three successive measurements that are made every 3-5 minutes with <1 foot of stable draw down.

Unless otherwise noted, groundwater sample collection was completed in accordance with the applicable requirements of Golder's Quality Assurance Program and Standard Operating Procedure ☐ 9 Conventional Groundwater Sample Collection ☒ 10 Low Flow Groundwater Sample Collection.

Field Team Leader JOHN BRAYTON (name) — signature

Groundwater Sample Collection

GOLDER

Project/Phase	19119232	Equipment Decon	☒ Dedicated equipment	Depth to Water	6.42	ft. BMP
Site Location	UPRR- HWPW		☐ Decon between locations	Casing Stickup	—	ft.
Date	1-7-22	Reference Point	☒ Top of casing	☐ Depth to Water	6.42	ft. BGL
MW ID	MW40B	Location	Other	Total MW Depth	—	ft. BGL
Sample ID	WG-1620-MW40B-20220107	Water Quality		MW Diameter	2.0	inches
Pump	☐ Waterra ☐ Submersible	Meter Model	HORIBA	MW Volume	1	gallons
	☒ Peristaltic ☐ Bladder	Unit Number	U-5000	Pump Intake Depth		ft. BGL

Standard volume capacity of monitoring wells: Schedule 40 PVC (1-inch OD, 0.04 gallons/foot; 2-inch OD, 0.16 gallons/foot; 4-inch OD, 0.65 gallons/foot)

Time	Purge Rate (L/min)	Cumulative Purge Volume (L)	Depth to Water (ft)	Temp (°C) ☐ NM	pH ☐ NM	Conductivity (µS/m or mS/cm) ☐ not measured	Dissolved Oxygen (mg/L) ☐ not measured	Redox Potential (mV) ☐ not measured	Turbidity (NTU) ☐ NM
0817									
0827	.2	1	6.74	23.6	7.09	1460	1.12	-87	3.6
0832	↓	↓	6.77	23.4	7.06	1510	0.62	-89	2.7
0837	↓	↓	6.79	23.5	7.07	1520	0.67	-89	2.9

Purging was completed based on: ☒ stabilization of water quality parameters ☐ removal of three well volumes ☐ removal of at least one half well volume (low yield well)

Bottles Collected				Filtration	Preserved	Notes and Observations
Time	Volume	Composition (G / P)	No.	(10µm / 45µm)	(type)	(quality control sample, other)
0850	1L	G	2	☐ filtered ☒ unfiltered	—	
↓	40mL	G	3	☐ filtered ☒ unfiltered	HCL	
↓	120 mL	P	1	☐ filtered ☒ unfiltered	HNO3	

Notes: Record time at which purging is started. For low flow sampling, recommended stabilization criteria: temp ± 0.2°C; pH ± 0.1 units; conductivity ± 3%; DO ± 10%; ORP ± 10 mV; turbidity ± 10%; for at least three successive measurements that are made every 3-5 minutes with <1 foot of stable draw down.

Unless otherwise noted, groundwater sample collection was completed in accordance with the applicable requirements of Golder's Quality Assurance Program and Standard Operating Procedure ☐ 9 Conventional Groundwater Sample Collection ☒ 10 Low Flow Groundwater Sample Collection.

Field Team Leader JOHN BRAYTON (name) — signature

Groundwater Sample Collection

GOLDER

Project/Phase	19119232	Equipment Decon	☒ Dedicated equipment	Depth to Water	19.33	ft. BMP
Site Location	UPRR- HWPW		☐ Decon between locations	Casing Stickup	—	ft.
Date	1-7-22	Reference Point	☒ Top of casing	☐ Depth to Water	19.33	ft. BGL
MW ID	MW86C	Location	Other	Total MW Depth	—	ft. BGL
Sample ID	WG-1620-MW86C-20220107	Water Quality		MW Diameter	2.0	inches
Pump	☐ Waterra ☐ Submersible	Meter Model	HORIBA	MW Volume	1	gallons
	☒ Peristaltic ☐ Bladder	Unit Number	U-5000	Pump Intake Depth		ft. BGL

Standard volume capacity of monitoring wells: Schedule 40 PVC (1-inch OD, 0.04 gallons/foot; 2-inch OD, 0.16 gallons/foot; 4-inch OD, 0.65 gallons/foot)

Time 0928	Purge Rate (L/min)	Cumulative Purge Volume (L)	Depth to Water (ft)	Temp (°C) ☐ NM	pH ☐ NM	Conductivity (µS/m or mS/cm) ☐ not measured	Dissolved Oxygen (mg/L) ☐ not measured	Redox Potential (mV) ☐ not measured	Turbidity (NTU) ☐ NM
0938	.2	1	19.72	21.6	6.86	1060	0.36	-14	8.2
0943	↓	↓	19.77	21.9	6.89	1080	0.27	-17	7.9
0948	↓	↓	19.78	21.9	6.89	1070	0.31	-17	8.7

Purging was completed based on: ☒ stabilization of water quality parameters ☐ removal of three well volumes ☐ removal of at least one half well volume (low yield well)

Bottles Collected				Filtration	Preserved	Notes and Observations
Time	Volume	Composition (G / P)	No.	(10µm / 45µm)	(type)	(quality control sample, other)
1000	1L	G	2	☐ filtered ☒ unfiltered	—	
↓	40mL	G	3	☐ filtered ☒ unfiltered	HCL	
↓	120 mL	P	1	☐ filtered ☒ unfiltered	HNO3	

Notes: Record time at which purging is started. For low flow sampling, recommended stabilization criteria: temp ± 0.2°C; pH ± 0.1 units; conductivity ± 3%; DO ± 10%; ORP ± 10 mV; turbidity ± 10%; for at least three successive measurements that are made every 3-5 minutes with <1 foot of stable draw down.

Unless otherwise noted, groundwater sample collection was completed in accordance with the applicable requirements of Golder's Quality Assurance Program and Standard Operating Procedure ☐ 9 Conventional Groundwater Sample Collection ☒ 10 Low Flow Groundwater Sample Collection.

Field Team Leader JOHN BRAYTON (name) — signature

Groundwater Sample Collection

Page 1 of 1

GOLDER

Project/Phase	19119232	Equipment Decon	☒ Dedicated equipment	Depth to Water	19.31	ft. BMP
Site Location	UPRR- HWPW		☐ Decon between locations	Casing Stickup	—	ft.
Date	1-7-22	Reference Point	☒ Top of casing	☐ Depth to Water	19.31	ft. BGL
MW ID	MW51C	Location	Other	Total MW Depth	—	ft. BGL
Sample ID	WG-1620-MW51C-20220107	Water Quality		MW Diameter	2.0	inches
Pump	☐ Waterra ☐ Submersible	Meter Model	HORIBA	MW Volume	1	gallons
	☒ Peristaltic ☐ Bladder	Unit Number	U-5000	Pump Intake Depth		ft. BGL

Standard volume capacity of monitoring wells: Schedule 40 PVC (1-inch OD, 0.04 gallons/foot; 2-inch OD, 0.16 gallons/foot; 4-inch OD, 0.65 gallons/foot)

Time	Purge Rate (L/min)	Cumulative Purge Volume (L)	Depth to Water (ft)	Temp (°C) ☐ NM	pH ☐ NM	Conductivity (µS/m or mS/cm) ☐ not measured	Dissolved Oxygen (mg/L) ☐ not measured	Redox Potential (mV) ☐ not measured	Turbidity (NTU) ☐ NM
1023									
1033	.2	1	19.66	23.6	6.71	1110	0.67	-16	7.7
1038	↓	↓	19.70	23.7	6.72	1170	0.71	-14	8.6
1043	↓	↓	19.72	23.7	6.72	1160	0.72	-14	7.9

Purging was completed based on: ☒ stabilization of water quality parameters ☐ removal of three well volumes ☐ removal of at least one half well volume (low yield well)

Bottles Collected				Filtration	Preserved	Notes and Observations
Time	Volume	Composition (G / P)	No.	(10µm / 45µm)	(type)	(quality control sample, other)
1055	1L	G	2	☐ filtered ☒ unfiltered	—	
↓	40mL	G	3	☐ filtered ☒ unfiltered	HCL	
↓	120 mL	P	1	☐ filtered ☒ unfiltered	HNO3	

Notes: Record time at which purging is started. For low flow sampling, recommended stabilization criteria: temp ± 0.2°C; pH ± 0.1 units; conductivity ± 3%; DO ± 10%; ORP ± 10 mV; turbidity ± 10%; for at least three successive measurements that are made every 3-5 minutes with <1 foot of stable draw down.

Unless otherwise noted, groundwater sample collection was completed in accordance with the applicable requirements of Golder's Quality Assurance Program and Standard Operating Procedure ☐ 9 Conventional Groundwater Sample Collection ☒ 10 Low Flow Groundwater Sample Collection.

Field Team Leader JOHN BRAYTON (name) — signature

Groundwater Sample Collection

Page 1 of 1

GOLDER

Project/Phase	19119232	Equipment Decon	☒ Dedicated equipment	Depth to Water	7.86	ft. BMP
Site Location	UPRR- HWPW		☐ Decon between locations	Casing Stickup	—	ft.
Date	1-7-22	Reference Point	☒ Top of casing	☐ Depth to Water	7.86	ft. BGL
MW ID	MW49B	Location	Other	Total MW Depth	—	ft. BGL
Sample ID	WG-1620-MW49B-20220107	Water Quality		MW Diameter	2.0	inches
Pump	☐ Waterra ☐ Submersible	Meter Model	HORIBA	MW Volume	1	gallons
	☒ Peristaltic ☐ Bladder	Unit Number	U-5000	Pump Intake Depth	1	ft. BGL

Standard volume capacity of monitoring wells: Schedule 40 PVC (1-inch OD, 0.04 gallons/foot; 2-inch OD, 0.16 gallons/foot; 4-inch OD, 0.65 gallons/foot)

Time	Purge Rate (L/min)	Cumulative Purge Volume (L)	Depth to Water (ft)	Temp (°C) ☐ NM	pH ☐ NM	Conductivity (µS/m or mS/cm) ☐ not measured	Dissolved Oxygen (mg/L) ☐ not measured	Redox Potential (mV) ☐ not measured	Turbidity (NTU) ☐ NM
1121	.2	1	8.17	24.1	6.51	926	0.72	-32	4.1
1136	↓	↓	8.21	23.2	6.56	936	0.61	-29	6.7
1141	↓	↓	8.23	23.3	6.57	941	0.63	-28	6.9

Purging was completed based on: ☒ stabilization of water quality parameters ☐ removal of three well volumes ☐ removal of at least one half well volume (low yield well)

Bottles Collected				Filtration	Preserved	Notes and Observations
Time	Volume	Composition (G / P)	No.	(10µm / 45µm)	(type)	(quality control sample, other)
1150	1L	G	2	☐ filtered ☒ unfiltered	—	
↓	40mL	G	3	☐ filtered ☒ unfiltered	HCL	
↓	120 mL	P	1	☐ filtered ☒ unfiltered	HNO3	

Notes: Record time at which purging is started. For low flow sampling, recommended stabilization criteria: temp ± 0.2°C; pH ± 0.1 units; conductivity ± 3%; DO ± 10%; ORP ± 10 mV; turbidity ± 10%; for at least three successive measurements that are made every 3-5 minutes with <1 foot of stable draw down.

Unless otherwise noted, groundwater sample collection was completed in accordance with the applicable requirements of Golder's Quality Assurance Program and Standard Operating Procedure ☐ 9 Conventional Groundwater Sample Collection ☒ 10 Low Flow Groundwater Sample Collection.

Field Team Leader JOHN BRAYTON (name) — signature

WG-1620-FB03-20220107
1230-Sample

Groundwater Sample Collection

GOLDER

Project/Phase	19119232	Equipment Decon	☒ Dedicated equipment	Depth to Water	15.51	ft. BMP
Site Location	UPRR- HWPW		☐ Decon between locations	Casing Stickup	—	ft.
Date	1-10-22	Reference Point	☒ Top of casing	☐ Depth to Water	15.51	ft. BGL
MW ID	MW54C	Location	Other	Total MW Depth	—	ft. BGL
Sample ID	WG-1620-MW54C-20220110	Water Quality		MW Diameter	2.0	inches
Pump	☐ Waterra ☐ Submersible	Meter Model	HORIBA	MW Volume	1	gallons
	☒ Peristaltic ☐ Bladder	Unit Number	U-5000	Pump Intake Depth		ft. BGL

Standard volume capacity of monitoring wells: Schedule 40 PVC (1-inch OD, 0.04 gallons/foot; 2-inch OD, 0.16 gallons/foot; 4-inch OD, 0.65 gallons/foot)

Time	Purge Rate (L/min)	Cumulative Purge Volume (L)	Depth to Water (ft)	Temp (°C) ☐ NM	pH ☐ NM	Conductivity (µS/m or mS/cm) ☐ not measured	Dissolved Oxygen (mg/L) ☐ not measured	Redox Potential (mV) ☐ not measured	Turbidity (NTU) ☐ NM
0734									
0744	.2	1	15.86	23.6	6.76	867	0.26	-37	6.2
0749	↓	↓	15.91	23.7	6.79	889	0.17	-41	6.7
0754	↓	↓	15.93	23.7	6.79	896	0.21	-42	6.9

Purging was completed based on: ☒ stabilization of water quality parameters ☐ removal of three well volumes ☐ removal of at least one half well volume (low yield well)

Bottles Collected				Filtration	Preserved	Notes and Observations
Time	Volume	Composition (G / P)	No.	(10µm / 45µm)	(type)	(quality control sample, other)
0820	1L	G	2	☐ filtered ☒ unfiltered	—	
↓	40mL	G	3	☐ filtered ☒ unfiltered	HCL	
↓	120 mL	P	1	☐ filtered ☒ unfiltered	HNO3	

Notes: Record time at which purging is started. For low flow sampling, recommended stabilization criteria: temp ± 0.2°C; pH ± 0.1 units; conductivity ± 3%; DO ± 10%; ORP ± 10 mV; turbidity ± 10%; for at least three successive measurements that are made every 3-5 minutes with <1 foot of stable draw down.

Unless otherwise noted, groundwater sample collection was completed in accordance with the applicable requirements of Golder's Quality Assurance Program and Standard Operating Procedure ☐ 9 Conventional Groundwater Sample Collection ☒ 10 Low Flow Groundwater Sample Collection.

Field Team Leader JOHN BRAYTON (name) — signature

WG-1620-FD01-20220110

0820-Sample

Groundwater Sample Collection

GOLDER

Project/Phase	19119232	Equipment Decon	☒ Dedicated equipment	Depth to Water	15.72	ft. BMP
Site Location	UPRR- HWPW		☐ Decon between locations	Casing Stickup	—	ft.
Date	1-10-22	Reference Point	☒ Top of casing	☐ Depth to Water	15.72	ft. BGL
MW ID	MW53C	Location	Other	Total MW Depth	—	ft. BGL
Sample ID	WG-1620-MW53C-20220110	Water Quality		MW Diameter	2.0	inches
Pump	☐ Waterra ☐ Submersible	Meter Model	HORIBA	MW Volume	1	gallons
	☒ Peristaltic ☐ Bladder	Unit Number	U-5000	Pump Intake Depth		ft. BGL

Standard volume capacity of monitoring wells: Schedule 40 PVC (1-inch OD, 0.04 gallons/foot; 2-inch OD, 0.16 gallons/foot; 4-inch OD, 0.65 gallons/foot)

Time	Purge Rate (L/min)	Cumulative Purge Volume (L)	Depth to Water (ft)	Temp (°C) ☐ NM	pH ☐ NM	Conductivity (µS/m or mS/cm) ☐ not measured	Dissolved Oxygen (mg/L) ☐ not measured	Redox Potential (mV) ☐ not measured	Turbidity (NTU) ☐ NM
0843									
0853	.2	1	16.09	24.2	6.81	1260	1.34	-7	8.2
0858	↓	↓	16.12	23.9	6.84	1290	1.07	-6	6.1
0904	↓	↓	16.14	23.8	6.85	1290	1.11	-6	7.1

Purging was completed based on: ☒ stabilization of water quality parameters ☐ removal of three well volumes ☐ removal of at least one half well volume (low yield well)

Bottles Collected				Filtration	Preserved	Notes and Observations
Time	Volume	Composition (G / P)	No.	(10µm / 45µm)	(type)	(quality control sample, other)
0915	1L	G	2	☐ filtered ☒ unfiltered	—	
↓	40mL	G	3	☐ filtered ☒ unfiltered	HCL	
↓	120 mL	P	1	☐ filtered ☒ unfiltered	HNO3	

Notes: Record time at which purging is started. For low flow sampling, recommended stabilization criteria: temp ± 0.2°C; pH ± 0.1 units; conductivity ± 3%; DO ± 10%; ORP ± 10 mV; turbidity ± 10%; for at least three successive measurements that are made every 3-5 minutes with <1 foot of stable draw down.

Unless otherwise noted, groundwater sample collection was completed in accordance with the applicable requirements of Golder's Quality Assurance Program and Standard Operating Procedure ☐ 9 Conventional Groundwater Sample Collection ☒ 10 Low Flow Groundwater Sample Collection.

Field Team Leader JOHN BRAYTON (name) — signature

Groundwater Sample Collection

GOLDER

Project/Phase	19119232	Equipment Decon	☒ Dedicated equipment	Depth to Water	15.67	ft. BMP
Site Location	UPRR- HWPW		☐ Decon between locations	Casing Stickup	—	ft.
Date	1-10-22	Reference Point	☒ Top of casing	☐ Depth to Water	15.67	ft. BGL
MW ID	MW46C	Location	Other	Total MW Depth	—	ft. BGL
Sample ID	WG-1620-MW46C-20220110	Water Quality		MW Diameter	2.0	inches
Pump	☐ Waterra ☐ Submersible	Meter Model	HORIBA	MW Volume	1	gallons
	☒ Peristaltic ☐ Bladder	Unit Number	U-5000	Pump Intake Depth		ft. BGL

Standard volume capacity of monitoring wells: Schedule 40 PVC (1-inch OD, 0.04 gallons/foot; 2-inch OD, 0.16 gallons/foot; 4-inch OD, 0.65 gallons/foot)

Time	Purge Rate	Cumulative Purge Volume	Depth to Water	Temp (°C)	pH	Conductivity (µS/m or mS/cm)	Dissolved Oxygen (mg/L)	Redox Potential (mV)	Turbidity (NTU)
0941	(L/min)	(L)	(ft)	☐ NM	☐ NM	☐ not measured	☐ not measured	☐ not measured	☐ NM
0951	.2		15.94	23.6	6.89	767	0.96	-39	16
0956			15.97	23.7	6.93	739	0.71	-41	12
1001			15.98	23.7	6.94	742	0.73	-42	13

Purging was completed based on: ☒ stabilization of water quality parameters ☐ removal of three well volumes ☐ removal of at least one half well volume (low yield well)

Bottles Collected				Filtration	Preserved	Notes and Observations
Time	Volume	Composition (G / P)	No.	(10µm / 45µm)	(type)	(quality control sample, other)
1015	1L	G	2	☐ filtered ☒ unfiltered	—	
	40mL	G	3	☐ filtered ☒ unfiltered	HCL	
	120 mL	P	1	☒ filtered ☐ unfiltered	HNO3	

Notes: Record time at which purging is started. For low flow sampling, recommended stabilization criteria: temp ± 0.2°C; pH ± 0.1 units; conductivity ± 3%; DO ± 10%; ORP ± 10 mV; turbidity ± 10%; for at least three successive measurements that are made every 3-5 minutes with <1 foot of stable draw down.

Unless otherwise noted, groundwater sample collection was completed in accordance with the applicable requirements of Golder's Quality Assurance Program and Standard Operating Procedure ☐ 9 Conventional Groundwater Sample Collection ☒ 10 Low Flow Groundwater Sample Collection.

Field Team Leader JOHN BRAYTON (name) — signature

Groundwater Sample Collection

GOLDER

Project/Phase	19119232	Equipment Decon	☒ Dedicated equipment	Depth to Water	16.03	ft. BMP
Site Location	UPRR- HWPW		☐ Decon between locations	Casing Stickup	—	ft.
Date	1-10-22	Reference Point	☒ Top of casing	☐ Depth to Water	16.03	ft. BGL
MW ID	MW44C	Location	Other	Total MW Depth	—	ft. BGL
Sample ID	WG-1620-MW44C-20220110	Water Quality		MW Diameter	2.0	inches
Pump	☐ Waterra ☐ Submersible	Meter Model	HORIBA	MW Volume	1	gallons
	☒ Peristaltic ☐ Bladder	Unit Number	U-5000	Pump Intake Depth	1	ft. BGL

Standard volume capacity of monitoring wells: Schedule 40 PVC (1-inch OD, 0.04 gallons/foot; 2-inch OD, 0.16 gallons/foot; 4-inch OD, 0.65 gallons/foot)

Time	Purge Rate (L/min)	Cumulative Purge Volume (L)	Depth to Water (ft)	Temp (°C) ☐ NM	pH ☐ NM	Conductivity (µS/m or mS/cm) ☐ not measured	Dissolved Oxygen (mg/L) ☐ not measured	Redox Potential (mV) ☐ not measured	Turbidity (NTU) ☐ NM
1031									
1041	.2	1	16.51	23.7	7.06	673	0.57	-17	8.2
1046	↓	↓	16.56	23.9	7.11	696	0.53	-21	7.1
1051	↓	↓	16.58	23.9	7.12	691	0.52	-22	7.2

Purging was completed based on: ☒ stabilization of water quality parameters ☐ removal of three well volumes ☐ removal of at least one half well volume (low yield well)

Bottles Collected				Filtration	Preserved	Notes and Observations
Time	Volume	Composition (G / P)	No.	(10µm / 45µm)	(type)	(quality control sample, other)
1105	1L	G	2	☐ filtered ☒ unfiltered	—	
↓	40mL	G	3	☐ filtered ☒ unfiltered	HCL	
↓	120 mL	P	1	☐ filtered ☒ unfiltered	HNO3	

Notes: Record time at which purging is started. For low flow sampling, recommended stabilization criteria: temp ± 0.2°C; pH ± 0.1 units; conductivity ± 3%; DO ± 10%; ORP ± 10 mV; turbidity ± 10%; for at least three successive measurements that are made every 3-5 minutes with <1 foot of stable draw down.

Unless otherwise noted, groundwater sample collection was completed in accordance with the applicable requirements of Golder's Quality Assurance Program and Standard Operating Procedure ☐ 9 Conventional Groundwater Sample Collection ☒ 10 Low Flow Groundwater Sample Collection.

Field Team Leader JOHN BRAYTON (name) — signature

Groundwater Sample Collection

GOLDER

Project/Phase	19119232	Equipment Decon	☒ Dedicated equipment	Depth to Water	8.13	ft. BMP
Site Location	UPRR- HWPW		☐ Decon between locations	Casing Stickup	—	ft.
Date	1-10-22	Reference Point	☒ Top of casing	☐ Depth to Water	8.13	ft. BGL
MW ID	MW78A	Location	Other	Total MW Depth	—	ft. BGL
Sample ID	WG-1620-MW78A-20220110	Water Quality		MW Diameter	2.0	inches
Pump	☐ Waterra ☐ Submersible	Meter Model	HORIBA	MW Volume	1	gallons
	☒ Peristaltic ☐ Bladder	Unit Number	U-5000	Pump Intake Depth		ft. BGL

Standard volume capacity of monitoring wells: Schedule 40 PVC (1-inch OD, 0.04 gallons/foot; 2-inch OD, 0.16 gallons/foot; 4-inch OD, 0.65 gallons/foot)

Time	Purge Rate (L/min)	Cumulative Purge Volume (L)	Depth to Water (ft)	Temp (°C) ☐ NM	pH ☐ NM	Conductivity (µS/m or mS/cm) ☐ not measured	Dissolved Oxygen (mg/L) ☐ not measured	Redox Potential (mV) ☐ not measured	Turbidity (NTU) ☐ NM
1209									
1219	.2	1	8.37	23.7	6.59	1260	0.71	-30	8.2
1224	↓	↓	8.41	23.8	6.56	1290	0.79	-29	9.6
1229			8.43	23.8	6.57	1290	0.79	-29	9.7

Purging was completed based on: ☒ stabilization of water quality parameters ☐ removal of three well volumes ☐ removal of at least one half well volume (low yield well)

Bottles Collected				Filtration	Preserved	Notes and Observations
Time	Volume	Composition (G / P)	No.	(10µm / 45µm)	(type)	(quality control sample, other)
1240	1L	G	2	☐ filtered ☒ unfiltered	—	
↓	40mL	G	3	☐ filtered ☒ unfiltered	HCL	
	120 mL	P	1	☐ filtered ☒ unfiltered	HNO3	

Notes: Record time at which purging is started. For low flow sampling, recommended stabilization criteria: temp ± 0.2°C; pH ± 0.1 units; conductivity ± 3%; DO ± 10%; ORP ± 10 mV; turbidity ± 10%; for at least three successive measurements that are made every 3-5 minutes with <1 foot of stable draw down.

Unless otherwise noted, groundwater sample collection was completed in accordance with the applicable requirements of Golder's Quality Assurance Program and Standard Operating Procedure ☐ 9 Conventional Groundwater Sample Collection ☒ 10 Low Flow Groundwater Sample Collection.

Field Team Leader JOHN BRAYTON (name) — signature

Groundwater Sample Collection

Page 1 of 1

GOLDER

Project/Phase	19119232	Equipment Decon	☒ Dedicated equipment	Depth to Water	6.22	ft. BMP
Site Location	UPRR- HWPW		☐ Decon between locations	Casing Stickup	—	ft.
Date	1-10-22	Reference Point	☒ Top of casing	☐ Depth to Water	6.22	ft. BGL
MW ID	MW77A	Location	Other	Total MW Depth	—	ft. BGL
Sample ID	WG-1620-MW77A-20220110	Water Quality		MW Diameter	2.0	inches
Pump	☐ Waterra ☐ Submersible	Meter Model	HORIBA	MW Volume	1	gallons
	☒ Peristaltic ☐ Bladder	Unit Number	U-5000	Pump Intake Depth	1	ft. BGL

Standard volume capacity of monitoring wells: Schedule 40 PVC (1-inch OD, 0.04 gallons/foot; 2-inch OD, 0.16 gallons/foot; 4-inch OD, 0.65 gallons/foot)

Time 1303	Purge Rate (L/min)	Cumulative Purge Volume (L)	Depth to Water (ft)	Temp (°C) ☐ NM	pH ☐ NM	Conductivity (µS/m or mS/cm) ☐ not measured	Dissolved Oxygen (mg/L) ☐ not measured	Redox Potential (mV) ☐ not measured	Turbidity (NTU) ☐ NM
1313	.2	1	6.47	24.6	6.81	722	0.72	-36	3.1
1318	↓	↓	6.51	24.2	6.84	726	0.56	-41	1.9
1323	↓	↓	6.52	24.3	6.85	726	0.59	-42	2.2

Purging was completed based on: ☒ stabilization of water quality parameters ☐ removal of three well volumes ☐ removal of at least one half well volume (low yield well)

Bottles Collected				Filtration	Preserved	Notes and Observations
Time	Volume	Composition (G / P)	No.	(10µm / 45µm)	(type)	(quality control sample, other)
1335	1L	G	2	☐ filtered ☒ unfiltered	—	
↓	40mL	G	3	☐ filtered ☒ unfiltered	HCL	
↓	120 mL	P	1	☐ filtered ☒ unfiltered	HNO3	

Notes: Record time at which purging is started. For low flow sampling, recommended stabilization criteria: temp ± 0.2°C; pH ± 0.1 units; conductivity ± 3%; DO ± 10%; ORP ± 10 mV; turbidity ± 10%; for at least three successive measurements that are made every 3-5 minutes with <1 foot of stable draw down.

Unless otherwise noted, groundwater sample collection was completed in accordance with the applicable requirements of Golder's Quality Assurance Program and Standard Operating Procedure ☐ 9 Conventional Groundwater Sample Collection ☒ 10 Low Flow Groundwater Sample Collection.

Field Team Leader JOHN BRAYTON (name) — signature

Groundwater Sample Collection

Page 1 of 1

GOLDER

Project/Phase		Equipment Decon	☑ Dedicated equipment	Depth to Water	12.13	ft. BMP
Site Location	HWPW		☐ Decon between locations	Casing Stickup	.50	ft.
Date	3/10/22	Reference Point	☑ Top of casing	Depth to Water		ft. BGL
MW ID	MW-69A	Location	☐ Other	Total MW Depth	18.16	ft. BGL
Sample ID	WG-1620-MW69A-20220310	Water Quality	Horiba C1111	MW Diameter	1	inches
Pump	☐ Waterra ☐ Submersible	Meter Model	GeoTech	MW Volume	0.24	gallons
	☑ Peristaltic ☐ Bladder	Unit Number	P1211	Pump Intake Depth	17.00	ft. BGL

Standard volume capacity of monitoring wells: Schedule 40 PVC (1-inch OD, 0.04 gallons/foot; 2-inch OD, 0.16 gallons/foot; 4-inch OD, 0.65 gallons/foot)

Time	Purge Rate (L/min)	Cumulative Purge Volume (L)	Depth to Water (ft)	Temp (°C) ☐ NM	pH ☐ NM	Conductivity (µS/m or mS/cm) ☐ not measured	Dissolved Oxygen (mg/L) ☐ not measured	Redox Potential (mV) ☐ not measured	Turbidity (NTU) ☐ NM
1450	.	1.0	12.13	25.12	6.40	0.534	3.60	96	108
1455		1.5		25.12	6.39	0.532	3.62	-102	103
1500		2.0		24.77	6.32	0.526	2.67	-101	61.7
1503		3.0		24.79	6.34	0.515	4.30	-91	28.0
1506		3.25		25.06	6.34	0.510	4.54	-90	12.4
1509		3.50		25.04	6.37	0.515	4.90	-91	9.7
		4.25	16.75						
Purging was completed based on:	☒ stabilization of water quality parameters ☐ removal of three well volumes ☐ removal of at least one half well volume (low yield well)								

Bottles Collected				Filtration	Preserved	Notes and Observations
Time	Volume	Composition (G / P)	No.	(10µm / 45µm)	(type)	(quality control sample, other)
1515	1L Amber	G	2	☐ filtered ☐ unfiltered	None/Amber	None
				☐ filtered ☐ unfiltered		

Notes: record time at which purging is started. For low flow sampling, recommended stabilization criteria: temp ±0.5°C; pH ±0.1 units; conductivity ±3%; DO ±1 mg/L; ORP ± 10 mV; for at least three successive measurements that are made every 3-5 minutes with <1 foot of stable draw down.

Unless otherwise noted, groundwater sample collection was completed in accordance with the applicable requirements of Golder's Quality Assurance Program and Standard Operating Procedure ☐ 9 Conventional Groundwater Sample Collection ☐ 10 Low Flow Groundwater Sample Collection.

Field Team Leader Leon St Rose (name) _____ (signature)

ATTACHMENT B

Data Usability Summary and Analytical Reports from January 2022 Sampling Event

Technical Memorandum

17 March 2022
Revision: May 13, 2022

To	Eric Matzner		
Copy to	Jesse Orth, Julie Lidstone		
From	Chris G. Knight/eew/1220-NF	**Tel**	512-506-8803
Subject	Data Usability Summary HWPW - Semiannual Site-Wide Monitoring Union Pacific Railroad (UPRR)/Houston TX Wood Preserving Works Houston, Texas January and March 2022	**Project no.**	11183954-1620

1. Scope of Data Usability Study

This document details a Data Usability Summary (DUS) of analytical results for groundwater samples collected in support of the HWPW - Semiannual Site-Wide Monitoring at the UPRR/Houston TX-Wood Preserving Works site during January and March 2022. Samples were submitted to ALS Environmental (ALS), located in Houston, Texas and are reported in the following data packages: HS22010196, HS22010323, HS22010380, HS22010436, HS22010501, HS22010621, HS22010909, HS22010974, HS22011133, HS22011202, HS22011274, and HS22030565. The intended use of the data is to support the HWPW - Semiannual Site-Wide Monitoring at the site by providing current concentration of chemicals of concern.

Data were reviewed and validated by Chris G. Knight of GHD Services Inc. (GHD), in accordance with Title 30 of the Texas Administrative Code Section 350.54 (30 TAC 350.54) as described in the Texas Commission on Environmental Quality (TCEQ) Regulatory Guidance document entitled "Review and Reporting of COC Concentration Data under TRRP", (RG-366/TRRP-13), revised May 2010, herein referred to as "TRRP-13 Guidance". Evaluation of the data was based on information obtained from the chain of custody form, the finished report forms, method blank data, recovery data from surrogate spikes/laboratory control samples (LCS)/matrix spikes (MS)/duplicate analyses, field quality assurance/quality control (QA/QC) samples, the laboratory review checklist (LRC), and the laboratory exceptions (ER).

A sample collection and analysis summary is presented in Table 1. This summary provides a cross-reference of field sample identification numbers and location identification. Each sample is assigned a unique field identification number.

The validated sample results are presented in Table 2. A summary of the analytical methodology is presented in Table 3.

2. Laboratory Qualifications

The Laboratory's quality assurance program is consistent with the quality standards outlined in the National Environmental Laboratory Accreditation Program (NELAP). This laboratory was accredited under Texas Certification number #T104704231 at the time the analysis was performed and the certificate is included in Attachment A.

3. Project Objectives

3.1 Sampling/Analytical QA/QC Objectives

The QA/QC program was designed to identify contamination resulting from the sampling, sample transport and analytical process through the analysis of trip blank samples, field blank samples, field duplicate sample sets, and method blanks. The QA/QC program was designed to evaluate the quality of the resulting data with respect to bias and precision through analysis of LCS, MS, and duplicate analyses.

4. Data Review/Validation Results

4.1 Sample Hold Time and Preservation

Samples were shipped with chains of custody and the paperwork was filled out properly with the following exceptions:

i) HS22010323: WG-1620-MW76B-212220106 was submitted with the sample ID listed on the chain of custody differing from the sample container labels (sample times matched). This sample was logged in using the sample ID listed on the chain of custody. No further action was required.

ii) HS22010380: The sample container quantity submitted for the following samples did not match what was listed on the chains of custody: WG-1620-MW49A-20220110, WG-1620-MW50A-20220110, WG-1620-MW77A-20220110, WG-1620-MW78A-20220110, WG-1620-MW97A-20220110, and WG-1620-MW98A-20220110. No further action was required.

iii) HS22010501: The sample container quantity for all samples submitted did not match what was listed on the chains of custody. No further action was required.

iv) HS22010621: No analyses were selected on the chain of custody for WG-1620-MW70B-20220113. This sample was logged in for volatile organic compounds (VOCs), semi-volatile organic compounds (SVOCs), and metals analyses per the laboratory project manager. No further action was required.

v) HS22010974: WG-1620-MW22BR-20220121 and WG-1620-MW38B-20220121 were submitted with sample times listed on the sample containers and chains of custody differing. The samples were logged in using the sample times listed on the chains of custody. No further action was required.

vi) HS22011133: WG-1620-FD05-20220125 was submitted for analyses but was not included on the chains of custody. This sample was logged in for VOCs, SVOCs, metals, alkalinity, and anions analyses per the laboratory project manager. No further action was required.

vii) HS22011274: WG-1620-MW12B-20220127 was submitted with sample times listed on the sample containers and chain of custody differing. The sample was logged in using the sample times listed on the chains of custody. No further action was required. WG-1620-MW22AR-20220127 and WG-1620-MW35B-20220127 were submitted with the sample IDs listed on the chains of custody

differing from the metals sample container labels. These samples were logged in using the sample IDs listed on the chains of custody. No further action was required.

All samples were properly preserved, delivered on ice, and stored by the laboratory at the required temperature (0-6°C).

i) WG-1620-MW18C-20220113 and WG-1620-MW98A-20220110 were received with sample containers outside of the method requirement of <2 for metals analysis. Additional preservative was added to the sample container to bring the pH to <2. No further action was required.

Sample chain of custody documents and the analytical report were used to determine sample holding times. All samples were prepared and analyzed within the required holding times.

4.2 Sample Containers

Sample containers used were certified pre-cleaned glass and plastic containers provided by the laboratory. These containers meet or exceed analyte specifications established in the United States Environmental Protection Agency (USEPA) *Specifications and Guidance for Contaminant-free Sample Containers*.

4.3 Calibrations

According to the LRC, initial calibration and continuing calibration data met the criteria for the selected methods.

4.4 Laboratory Method Blank Analyses

Method blanks are prepared from a purified matrix and analyzed with investigative samples to determine the existence and magnitude of sample contamination introduced during the analytical procedures. As these were not discrete samples handled in the field, these blanks are not listed on the sample identification cross-reference list found in the data packages.

For this study, laboratory method blanks were analyzed at a minimum frequency of 1 per 20 investigative samples and/or 1 per analytical batch and results are reported in the laboratory data package.

All method blank results were non-detect or below the method quantitation limit (MQL), indicating that laboratory contamination was not a factor for this investigation with the following exceptions (see Table 4):

i) Several method blanks were reported with low level detections for the following metals: calcium, magnesium, manganese, potassium, and/or sodium. Associated sample results that were either significantly greater than the concentrations found in the method blanks or were non-detect were not impacted. No further action was required. Associated sample results with comparable concentrations to the method blank detections were qualified as non-detect.

4.5 Internal Standard and Surrogate Spike Recoveries

Recoveries of internal standards are addressed in the LRC of the data packages. All internal standard recoveries associated with the compounds of interest were acceptable per the LRC.

In accordance with the methods employed, all samples, blanks, and QC samples analyzed for VOCs and SVOCs are spiked with surrogate compounds prior to sample extraction and analysis. Surrogate recoveries provide a means to evaluate the effects of laboratory performance on individual sample matrices. The recovery ranges established by the laboratory are adopted as the acceptance criteria for the project. Each individual surrogate compound is expected to meet the laboratory control limits.

According to the TRRP-13 Guidelines, one outlying surrogate is acceptable for methods with multiple surrogate spike compounds as long as the recovery is at least 10 percent. Samples analyzed at elevated sample dilutions (5 times or greater) were not assessed.

Surrogate recoveries were assessed against laboratory control limits and/or the guidance in TRRP-13. All surrogate recoveries met the above criteria.

4.6 Laboratory Control Sample Analyses

LCS or LCS/laboratory control sample duplicates (LCSD) are prepared and analyzed as samples to assess the analytical efficiencies of the methods employed, independent of sample matrix effects. The relative percent difference (RPD) of the LCS/LCSD recoveries is used to evaluate analytical precision. The recovery ranges established by the laboratory are adopted as the acceptance criteria for the project.

For this study, LCS or LCS/LCSD were analyzed at a minimum frequency of 1 per 20 investigative samples and/or 1 per analytical batch.

The LCS or LCS/LCSD contained all analytes specified in the methods. All LCS recoveries and RPDs were within the laboratory control limits, demonstrating acceptable analytical accuracy and precision (where applicable) with the following exceptions (see Table 5):

i) An LCS/LCSD was reported with an elevated RPD for 2-chloronaphthalene. All associated sample results were non-detect and were not affected by the indicated variability. No further action was required.

ii) An LCS/LCSD was reported with an elevated RPD for bis(2-ethylhexyl)phthalate. Associated non-detect sample results would not be affected by the indicated variability. No further action was required. Associated detected sample results were qualified as estimated.

4.7 Matrix Spike Analyses

To evaluate the effects of sample matrices on the preparation process, measurement procedures, and accuracy of a particular analysis, samples are spiked with a known concentration of the analytes of concern and analyzed as MS/matrix spike duplicate (MSD) samples. The RPD between the MS and MSD is used to assess analytical precision.

An MS/MSD analysis was performed as specified in Table 1. The recovery ranges established by the laboratory are adopted as the acceptance criteria for the project.

The MS/MSD samples were spiked with all analytes specified in the methods. All percent recoveries and RPD values were within the laboratory control limits, demonstrating acceptable analytical accuracy and precision with the following exceptions (see Table 6):

i) Several MS/MSDs were reported with low recoveries for 1,2-dichloroethane due to possible matrix interferences and were not assessed. No further actions were required.

ii) Several MS/MSDs were reported with elevated recoveries and/or elevated RPDs for multiple SVOCs. Non-detect sample results associated with elevated MS/MSD recoveries or RPDs were not qualified – they would not be impacted by any indicated high bias/variability. If only the MS or MSD recovery was outside of control limits, no qualification of the data was performed based on the acceptable recovery of the companion spike and the acceptable RPD. No further actions were required.

iii) Several MS/MSDs were reported with outlying recoveries for the following metals: calcium, manganese, and/or sodium. The original sample concentrations were significantly greater than the spike concentrations. Therefore, the recoveries were not assessed. No further actions were required.

iv) An MS/MSD was reported with a low MS recovery for sulfate analysis. The original sample concentration was significantly greater than the spike concentration. Therefore, the recoveries were not assessed. No further actions were required.

v) An MS/MSD was reported with low recoveries for nitrite (as N) analysis. All associated sample results were qualified as estimated; biased low

The laboratory also performed additional MS/MSD analyses on non-site samples. These cannot be used to assess accuracy and precision for the site samples.

4.8 Duplicate Sample Analyses

Analytical precision is evaluated based on the analysis of laboratory duplicate samples. For this study, duplicate samples were prepared and analyzed by the laboratory as specified in Table 1 for metals and alkalinity analyses. The relative percent differences (RPD) established by the laboratory are adopted as the acceptance criteria for the project.

All duplicate analyses performed were acceptable, demonstrating acceptable analytical precision.

The laboratory also performed additional duplicate analyses on non-site samples. These cannot be used to assess precision for the site samples.

4.9 Field QA/QC Samples

The field QA/QC consisted of 11 trip blank samples, 11 field blank samples, and 7 field duplicate sample sets.

Trip Blank Sample Analysis

To evaluate contamination from sample collection, transportation, storage, and analytical activities, 11 trip blank samples were submitted to the laboratory for VOCs analysis. All results were non-detect for the compounds of interest.

Field Blank Sample Analysis

To assess ambient conditions at the site, 11 field blank samples were submitted for analysis, as identified in Table 1. All results were non-detect for the analytes of interest with the following exceptions (see Table 7):

i) WG-1620-FB01-20220105 was reported with low level detections for the following compounds: 2-methylnaphthalene, acenaphthene, dibenzofuran, fluorene, and naphthalene. Associated sample results that were significantly greater than the field blank detections were not affected. No further action was required. Associated sample results with comparable concentrations to the field blank detections were qualified as non-detect.

ii) WG-1620-FB02-20220106 was reported with low level detections for bis(2-ethylhexyl)phthalate (DEHP) and naphthalene. Associated sample results that were either significantly greater than the field blank detections or were non-detect would not be affected. No further action was required. Associated sample results with comparable concentrations to the field blank detections were qualified as non-detect.

iii) WG-1620-FB03-20220107 was reported with low level detections for the following compounds: 2,4-dimethylphenol, 2-methylnaphthalene, dibenzofuran, fluoranthene, fluorene, naphthalene, and phenanthrene. Associated sample results that were either significantly greater than the field blank detections or were non-detect would not be affected. No further action was required. Associated sample results with comparable concentrations to the field blank detections were qualified as non-detect.

iv) WG-1620-FB05-20220111 and WG-1620-FB06-20220112 were reported with low level detections for naphthalene. Associated sample results that were either significantly greater than the field blank detections or were non-detect would not be affected. No further action was required. Associated sample results with comparable concentrations to the field blank detections were qualified as non-detect.

v) WG-1620-MWFB07-20220113 was reported with low level detections for the following compounds: 2-methylnaphthalene, dibenzofuran, and naphthalene. Associated sample results that were either significantly greater than the field blank detections or were non-detect would not be affected. No further action was required. Associated sample results with comparable concentrations to the field blank detections were qualified as non-detect.

vi) WG-1620-FB10-20220125 was reported with a low level detection for naphthalene. Associated sample results that were either significantly greater than the field blank detection or were non-detect would not be affected. No further action was required. Associated sample results with comparable concentrations to the field blank detection were qualified as non-detect.

vii) WG-1620-FB11-20220126 was reported with low level detections for 2,4-dimethylphenol and naphthalene. Associated sample results that were either significantly greater than the field blank detections or were non-detect would not be affected. No further action was required. Associated sample results with comparable concentrations to the field blank detections were qualified as non-detect.

Field Duplicate Sample Analysis

To assess the analytical and sampling protocol precision, 7 field duplicate sample sets were collected and submitted to the laboratory, as specified in Table 1. The RPDs associated with these duplicate samples must be less than 30 percent for water samples. The RPDs are only used when sample concentrations are above the estimated regions of detection.

Field duplicate summary data are presented in Table 2. All field duplicate results were within acceptable agreement, demonstrating acceptable sampling and analytical precision with the following exceptions (see Table 8):

i) WG-1620-MW54C-20220110 and WG-1620-FD01-20220110 did show some variability in SVOCs results and were qualified as estimated.

ii) WG-1620-MW83B-20220121 and WG-1620-FD04-20220121did show some variability in the following results: VOCs, SVOCs and metals. All associated results were qualified as estimated.

iii) WG-1620-MW33A-20220125 and WG-1620-FD05-20220125 did show some variability in SVOCs results and were qualified as estimated.

iv) WG-1620-MW21C-20220127 and WG-1620-FD07-20220127 did show some variability in naphthalene results and were qualified as estimated.

4.10 Field Procedures

Golder Associates, Inc. collected groundwater samples in accordance with their Standard Operating Procedures (SOP) for sample collection.

5. Analyte Reporting

The laboratory reported detected results for each analyte down to the sample detection limit (SDL), which is defined as the MDL with sample-specific adjustments for dilutions, aliquot size, volumes, etc. Positive

analyte detections less than the MQL but greater than the SDL were qualified as estimated (J) in Table 2 unless qualified elsewhere in this memorandum.

i) Multiple samples were analyzed at the lowest practical dilution for VOCs and SVOCs analyses due to sample matrix and/or elevated concentrations of target or non-target compounds. No further action was required.

All detectability check standard (DCS) results supported the laboratory method detection limits (MDL).

6. Conclusion

Based on the assessment detailed in the foregoing, the analytical data summarized in Table 2 are usable for the purpose of supporting the HWPW - Semiannual Site-Wide Monitoring by providing current concentrations of the chemicals of concern in groundwater samples at the site with the specific qualifications noted herein.

Regards

Chris G. Knight
Data Management Team – Data Validator

Table 1

Sample Collection and Analysis Summary
HWPW - Semi-Annual Site-Wide Monitoring
Union Pacific Railroad (UPRR)/Houston, TX-Wood Preserving Works
Houston, Texas
January and March 2022

					Analysis/Parameters					
Sample Identification	**Location**	**Matrix**	**Collection Date (mm/dd/yyyy)**	**Collection Time (hr:min)**	**VOCs**	**SVOCs**	**Metals**	**Alkalinity**	**Anions**	**Comments**
WG-1620-MW14-20220105	MW-14	Water	01/05/2022	12:35	X	X	X			MS/MSD-P; DUP-P
WG-1620-MW88C-20220105	MW-88C	Water	01/05/2022	13:25	X	X	X			
WG-1620-MW15C-20220105	MW-15C	Water	01/05/2022	14:20	X	X	X			
WG-1620-MW15B-20220105	MW-15B	Water	01/05/2022	15:10	X	X	X			
WG-1620-TW41B-20220105	TW-41B	Water	01/05/2022	16:05	X	X	X			
WG-1620-MW12C-20220105	MW-12C	Water	01/05/2022	17:05	X	X	X			
WG-1620-FB01-20220105	-	Water	01/05/2022	17:25	X	X	X			Field Blank
WQ-1620-TB01-20220105	-	Water	01/05/2022	-	X					Trip Blank
WG-1620-MW85C-20220106	MW-85C	Water	01/06/2022	08:45	X	X	X			
WG-1620-MW76C-20220106	MW-76C	Water	01/06/2022	09:45	X	X	X			
WG-1620-MW76B-20220106	MW-76B	Water	01/06/2022	10:25	X	X	X			
WG-1620-MW98B-20220106	MW-98B	Water	01/06/2022	11:05	X	X	X			MS/MSD-P
WG-1620-MW80B-20220106	MW-80B	Water	01/06/2022	13:35	X	X	X			
WG-1620-MW50B-20220106	MW-50B	Water	01/06/2022	14:30	X	X	X			
WG-1620-MW81B-20220106	MW-81B	Water	01/06/2022	15:15	X	X	X			
WG-1620-FB02-20220106	-	Water	01/06/2022	15:45	X	X	X			Field Blank
WG-1620-MW39B-20220106	MW-39B	Water	01/06/2022	16:45	X	X	X			
WG-1620-MW42B-20220106	MW-42B	Water	01/06/2022	17:35	X	X	X			
WQ-1620-TB02-20220106	-	Water	01/06/2022	-	X					Trip Blank
WG-1620-P11-20220107	P-11	Water	01/07/2022	07:55	X	X	X			

Table 1

Sample Collection and Analysis Summary
HWPW - Semi-Annual Site-Wide Monitoring
Union Pacific Railroad (UPRR)/Houston, TX-Wood Preserving Works
Houston, Texas
January and March 2022

					Analysis/Parameters					
Sample Identification	**Location**	**Matrix**	**Collection Date (mm/dd/yyyy)**	**Collection Time (hr:min)**	**VOCs**	**SVOCs**	**Metals**	**Alkalinity**	**Anions**	**Comments**
WG-1620-MW40B-20220107	MW-40B	Water	01/07/2022	08:50	X	X	X			
WG-1620-MW86C-20220107	MW-86C	Water	01/07/2022	10:00	X	X	X			
WG-1620-MW51C-20220107	MW-51C	Water	01/07/2022	10:55	X	X	X			
WG-1620-MW49B-20220107	MW-49B	Water	01/07/2022	11:50	X	X	X			
WG-1620-FB03-20220107	-	Water	01/07/2022	12:30	X	X	X			Field Blank
WG-1620-MW54C-20220110	MW-54C	Water	01/10/2022	08:20	X	X	X			MS/MSD-P
WG-1620-FD01-20220110	MW-54C	Water	01/10/2022	08:20	X	X	X			Field duplicate of MW-54C
WG-1620-MW53C-20220110	MW-53C	Water	01/10/2022	09:15	X	X	X			
WG-1620-MW46C-20220110	MW-46C	Water	01/10/2022	10:15	X	X	X			
WG-1620-MW44C-20220110	MW-44C	Water	01/10/2022	11:05	X	X	X			
WG-1620-MW78A-20220110	MW-78A	Water	01/10/2022	12:40	X	X	X	X	X	
WG-1620-MW77A-20220110	MW-77A	Water	01/10/2022	13:35	X	X	X	X	X	
WG-1620-MW97A-20220110	MW-97A	Water	01/10/2022	14:25	X	X	X	X	X	
WG-1620-MW98A-20220110	MW-98A	Water	01/10/2022	15:15	X	X	X	X	X	
WG-1620-MW50A-20220110	MW-50A	Water	01/10/2022	16:10	X	X	X	X	X	MS/MSD; DUP
WG-1620-MW49A-20220110	MW-49A	Water	01/10/2022	17:05	X	X	X	X	X	
WG-1620-FB04-20220110	-	Water	01/10/2022	17:30	X	X	X			Field Blank
WG-1620-TB03-20220110	-	Water	01/10/2022	-	X					Trip Blank
WG-1620-MW60B-20220111	MW-60B	Water	01/11/2022	07:50	X	X	X			MS/MSD-P
WG-1620-MW47C-20220111	MW-47C	Water	01/11/2022	08:40	X	X	X			

Table 1

Sample Collection and Analysis Summary
HWPW - Semi-Annual Site-Wide Monitoring
Union Pacific Railroad (UPRR)/Houston, TX-Wood Preserving Works
Houston, Texas
January and March 2022

					Analysis/Parameters					
Sample Identification	**Location**	**Matrix**	**Collection Date (mm/dd/yyyy)**	**Collection Time (hr:min)**	**VOCs**	**SVOCs**	**Metals**	**Alkalinity**	**Anions**	**Comments**
WG-1620-MW34CR-20220111	MW-34CR	Water	01/11/2022	09:30	X	X	X			
WG-1620-MW36B-20220111	MW-36B	Water	01/11/2022	10:30	X	X	X			
WG-1620-FD02-20220111	MW-36B	Water	01/11/2022	10:30	X	X	X			Field duplicate of MW-36E
WG-1620-MW87C-20220111	MW-87C	Water	01/11/2022	11:15	X	X	X			
WG-1620-MW51A-20220111	MW-51A	Water	01/11/2022	13:10	X	X	X	X	X	
WG-1620-MW79A-20220111	MW-79A	Water	01/11/2022	14:05	X	X	X	X	X	
WG-1620-MW60AR-20220111	MW-60AR	Water	01/11/2022	15:00	X	X	X	X	X	
WG-1620-MW47A-20220111	MW-47A	Water	01/11/2022	15:55	X	X	X	X	X	
WG-1620-MW20A-20220111	MW-20A	Water	01/11/2022	16:55	X	X	X	X	X	
WG-1620-FB05-20220111	-	Water	01/11/2022	17:20	X	X	X			Field Blank
WQ-1620-TB04-20220111	-	Water	01/11/2022	-	X					Trip Blank
WQ-1620-TB05-20220112	-	Water	01/11/2022	-	X					Trip Blank
WG-1620-MW61B-20220112	MW-61B	Water	01/12/2022	07:45	X	X	X			
WG-1620-MW59B-20220112	MW-59B	Water	01/12/2022	08:40	X	X	X			
WG-1620-MW74B-20220112	MW-74B	Water	01/12/2022	09:30	X	X	X			
WG-1620-MW33BR-20220112	MW-33BR	Water	01/12/2022	10:20	X	X	X			
WG-1620-MW71B-20220112	MW-71B	Water	01/12/2022	11:05	X	X	X			
WG-1620-MW61A-20220112	MW-61A	Water	01/12/2022	12:50	X	X	X	X	X	MS/MSD; DUP
WG-1620-MW59A-20220112	MW-59A	Water	01/12/2022	13:40	X	X	X	X	X	
WG-1620-MW69A-20220112	MW-69A	Water	01/12/2022	14:30	X	X	X	X	X	

Table 1

Sample Collection and Analysis Summary
HWPW - Semi-Annual Site-Wide Monitoring
Union Pacific Railroad (UPRR)/Houston, TX-Wood Preserving Works
Houston, Texas
January and March 2022

					Analysis/Parameters					
Sample Identification	**Location**	**Matrix**	**Collection Date (mm/dd/yyyy)**	**Collection Time (hr:min)**	**VOCs**	**SVOCs**	**Metals**	**Alkalinity**	**Anions**	**Comments**
WG-1620-MW88A-20220112	MW-88A	Water	01/12/2022	15:35	X	X	X	X	X	
WG-1620-MW15A-20220112	MW-15A	Water	01/12/2022	16:30	X	X	X	X	X	
WG-1620-FB06-20220112	-	Water	01/12/2022	17:15	X	X	X			Field Blank
WG-1620-MW17C-20220113	MW-17C	Water	01/13/2022	07:45	X	X	X			
WG-1620-MW23C-20220113	MW-23C	Water	01/13/2022	08:35	X	X	X			
WG-1620-MW19C-20220113	MW-19C	Water	01/13/2022	09:25	X	X	X			
WG-1620-MW72B-20220113	MW-72B	Water	01/13/2022	10:15	X	X	X			
WG-1620-MW57B-20220113	MW-57B	Water	01/13/2022	11:05	X	X	X			
WG-1620-MW18C-20220113	MW-18C	Water	01/13/2022	12:35	X	X	X			
WG-1620-MW70C-20220113	MW-70C	Water	01/13/2022	13:35	X	X	X			
WG-1620-MW70B-20220113	MW-70B	Water	01/13/2022	14:20	X	X	X			
WG-1620-MW68C-20220113	MW-68C	Water	01/13/2022	15:15	X	X	X			
WG-1620-MW68B-20220113	MW-68B	Water	01/13/2022	16:00	X	X	X			
WG-1620-MWFB07-20220113	-	Water	01/13/2022	16:20	X	X	X			Field Blank
WQ-1620-TB06-20220113	-	Water	01/13/2022	-	X					Trip Blank
WG-1620-MW63B-20220114	MW-63B	Water	01/14/2022	07:55	X	X	X			
WG-1620-MW93B-20220114	MW-93B	Water	01/14/2022	08:45	X	X	X			
WG-1620-MW92B-20220114	MW-92B	Water	01/14/2022	09:35	X	X	X			
WG-1620-MW90B-20220114	MW-90B	Water	01/14/2022	10:25	X	X	X			
WG-1620-MW89B-20220114	MW-89B	Water	01/14/2022	11:15	X	X	X			

Table 1

Sample Collection and Analysis Summary
HWPW - Semi-Annual Site-Wide Monitoring
Union Pacific Railroad (UPRR)/Houston, TX-Wood Preserving Works
Houston, Texas
January and March 2022

					Analysis/Parameters					
Sample Identification	**Location**	**Matrix**	**Collection Date (mm/dd/yyyy)**	**Collection Time (hr:min)**	**VOCs**	**SVOCs**	**Metals**	**Alkalinity**	**Anions**	**Comments**
WG-1620-MW88B-20220114	MW-88B	Water	01/14/2022	12:15	X	X	X			MS/MSD-P; DUP-P
WG-1620-MW12A-20220120	MW-12A	Water	01/20/2022	07:55	X	X	X	X	X	MS/MSD-P
WG-1620-MW13-20220120	MW-13	Water	01/20/2022	08:35	X	X	X	X	X	
WG-1620-MW05-20220120	MW-05	Water	01/20/2022	09:20	X	X	X	X	X	
WG-1620-MW04-20220120	MW-04	Water	01/20/2022	10:10	X	X	X	X	X	
WG-1620-MW09-20220120	MW-09	Water	01/20/2022	11:00	X	X	X	X	X	
WG-1620-MW91A-20220120	MW-91A	Water	01/20/2022	12:05	X	X	X	X	X	
WG-1620-FD03-20220120	MW-91A	Water	01/20/2022	12:05	X	X	X	X	X	Field duplicate of MW-91A
WG-1620-MW26A-20220120	MW-26A	Water	01/20/2022	13:05	X	X	X	X	X	
WG-1620-MW84A-20220120	MW-84A	Water	01/20/2022	14:00	X	X	X	X	X	
WG-1620-MW32AR-20220120	MW-32AR	Water	01/20/2022	14:55	X	X	X	X	X	
WG-1620-MW68A-20220120	MW-68A	Water	01/20/2022	15:50	X	X	X	X	X	
WG-1620-FB08-20220120	-	Water	01/20/2022	16:15	X	X	X			Field Blank
WG-1620-MW54B-20220120	MW-54B	Water	01/20/2022	17:15	X	X	X			
WG-1620-MW99C-20220120	MW-99C	Water	01/20/2022	17:55	X	X	X			
WQ-1620-TB07-20220120	-	Water	01/20/2022	-	X					Trip Blank
WG-1620-MW84B-20220121	MW-84B	Water	01/21/2022	09:15	X	X	X			
WG-1620-MW67B-20220121	MW-67B	Water	01/21/2022	10:20	X	X	X			MS/MSD-P; DUP-P
WG-1620-MW83C-20220121	MW-83C	Water	01/21/2022	11:10	X	X	X			
WG-1620-MW83B-20220121	MW-83B	Water	01/21/2022	12:00	X	X	X			

Table 1

Sample Collection and Analysis Summary
HWPW - Semi-Annual Site-Wide Monitoring
Union Pacific Railroad (UPRR)/Houston, TX-Wood Preserving Works
Houston, Texas
January and March 2022

					Analysis/Parameters					
Sample Identification	**Location**	**Matrix**	**Collection Date (mm/dd/yyyy)**	**Collection Time (hr:min)**	**VOCs**	**SVOCs**	**Metals**	**Alkalinity**	**Anions**	**Comments**
WG-1620-FD04-20220121	MW-83B	Water	01/21/2022	12:00	X	X	X			Field duplicate of MW-83E
WG-1620-MW82B-20220121	MW-82B	Water	01/21/2022	12:55	X	X	X			
WG-1620-MW22BR-20220121	MW-22BR	Water	01/21/2022	13:50	X	X	X			
WG-1620-MW38B-20220121	MW-38B	Water	01/21/2022	14:40	X	X	X			
WG-1620-MW28C-20220121	MW-28C	Water	01/21/2022	16:00	X	X	X			MS/MSD-P; DUP-P
WQ-1620-TB08-20220121	-	Water	01/21/2022	-	X					Trip Blank
WG-1620-MW96B-20220124	MW-96B	Water	01/24/2022	13:10	X	X	X			MS/MSD-P; DUP-P
WG-1620-MW62B-20220124	MW-62B	Water	01/24/2022	14:25	X	X	X			
WG-1620-MW48C-20220124	MW-48C	Water	01/24/2022	15:40	X	X	X			
WG-1620-MW27C-20220124	MW-27C	Water	01/24/2022	16:45	X	X	X			
WG-1620-FB09-20220124	-	Water	01/24/2022	17:15	X	X	X			Field Blank
WG-1620-MW64A-20220125	MW-64A	Water	01/25/2022	07:55	X	X	X	X	X	
WG-1620-MW95A-20220125	MW-95A	Water	01/25/2022	09:25	X	X	X	X	X	
WG-1620-MW94A-20220125	MW-94A	Water	01/25/2022	10:20	X	X	X	X	X	
WG-1620-MW33A-20220125	MW-33A	Water	01/25/2022	11:25	X	X	X	X	X	
WG-1620-FD05-20220125	MW-33A	Water	01/25/2022	11:25	X	X	X	X	X	Field duplicate of MW-33A
WG-1620-MW27A-20220125	MW-27A	Water	01/25/2022	12:20	X	X	X	X	X	
WG-1620-MW36A-20220125	MW-36A	Water	01/25/2022	13:20	X	X	X	X	X	
WG-1620-MW25A-20220125	MW-25A	Water	01/25/2022	14:15	X	X	X	X	X	
WG-1620-MW25C-20220125	MW-25C	Water	01/25/2022	15:05	X	X	X			

Table 1

Sample Collection and Analysis Summary
HWPW - Semi-Annual Site-Wide Monitoring
Union Pacific Railroad (UPRR)/Houston, TX-Wood Preserving Works
Houston, Texas
January and March 2022

					Analysis/Parameters					
Sample Identification	**Location**	**Matrix**	**Collection Date (mm/dd/yyyy)**	**Collection Time (hr:min)**	**VOCs**	**SVOCs**	**Metals**	**Alkalinity**	**Anions**	**Comments**
WG-1620-MW45C-20220125	MW-45C	Water	01/25/2022	15:55	X	X	X			
WG-1620-MW44A-20220125	MW-44A	Water	01/25/2022	16:50	X	X	X	X	X	
WG-1620-FB10-20220125	-	Water	01/25/2022	17:15	X	X	X			Field Blank
WQ-1620-TB09-20220125	-	Water	01/25/2022	-	X					Trip Blank
WG-1620-MW65D-20220126	MW-65D	Water	01/26/2022	09:20	X	X	X			MS/MSD-P; DUP-P
WG-1620-MW66D-20220126	MW-66D	Water	01/26/2022	10:40	X	X	X			
WG-1620-MW59D-20220126	MW-59D	Water	01/26/2022	11:45	X	X	X			
WG-1620-FD06-20220126	MW-59D	Water	01/26/2022	11:45	X	X	X			Field duplicate of MW-59D
WG-1620-MW36D-20220126	MW-36D	Water	01/26/2022	12:50	X	X	X			
WG-1620-MW03-20220126	MW-03	Water	01/26/2022	13:50	X	X	X	X	X	MS/MSD-P
WG-1620-MW58A-20220126	MW-58A	Water	01/26/2022	14:50	X	X	X	X	X	
WG-1620-MW18A-20220126	MW-18A	Water	01/26/2022	15:40	X	X	X	X	X	
WG-1620-MW57A-20220126	MW-57A	Water	01/26/2022	16:30	X	X	X	X	X	
WG-1620-MW17-20220126	MW-17	Water	01/26/2022	17:20	X	X	X	X	X	
WG-1620-FB11-20220126	-	Water	01/26/2022	17:35	X	X	X			Field Blank
WQ-1620-TB10-20220126	-	Water	01/26/2022	-	X					Trip Blank
WG-1620-MW38A-20220127	MW-38A	Water	01/27/2022	07:45	X	X	X	X	X	MS/MSD-P; DUP
WG-1620-MW22AR-20220127	MW-22AR	Water	01/27/2022	08:40	X	X	X	X	X	
WG-1620-MW21C-20220127	MW-21C	Water	01/27/2022	09:35	X	X	X			
WG-1620-FD07-20220127	MW-21C	Water	01/27/2022	09:35	X	X	X			Field duplicate of MW-21C

Table 1

Sample Collection and Analysis Summary
HWPW - Semi-Annual Site-Wide Monitoring
Union Pacific Railroad (UPRR)/Houston, TX-Wood Preserving Works
Houston, Texas
January and March 2022

					Analysis/Parameters					
Sample Identification	**Location**	**Matrix**	**Collection Date (mm/dd/yyyy)**	**Collection Time (hr:min)**	**VOCs**	**SVOCs**	**Metals**	**Alkalinity**	**Anions**	**Comments**
WG-1620-MW12B-20220127	MW-12B	Water	01/27/2022	10:30	X	X	X			
WG-1620-MW35A-20220127	MW-35A	Water	01/27/2022	12:15	X	X	X	X	X	
WG-1620-MW35B-20220127	MW-35B	Water	01/27/2022	12:55	X	X	X			
WG-1620-MW28A-20220127	MW-28A	Water	01/27/2022	13:50	X	X	X	X	X	
WG-1620-MW32B-20220127	MW-32B	Water	01/27/2022	14:55	X	X	X			
WG-1620-MW41B-20220127	MW-41B	Water	01/27/2022	16:00	X	X	X			
WQ-1620-TB11-20220127	-	Water	01/27/2022	-	X					Trip Blank
WG-1620-MW69A-20220310	MW-69A	Water	03/10/2022	15:15		X				

Notes:

VOCs - Volatile Organic Compounds
SVOCs - Semi-volatile Organic Compounds
MS/MSD - Matrix Spike/Matrix Spike Duplicate
MS/MSD-P - Matrix Spike/Matrix Spike Duplicate (partial parameters)
DUP - Laboratory Duplicate
DUP-P - Laboratory Duplicate (partial parameters)
"-" - Not Applicable

Table 2

Analytical Results Summary
HWPW - Semi-Annual Site-Wide Monitoring
Union Pacific Railroad (UPRR)/Houston, TX-Wood Preserving Works
Houston, Texas
January and March 2022

	Location ID:	**MW-03**	**MW-04**	**MW-05**	**MW-09**	**MW-12A**	**MW-12B**
	Sample Name:	**WG-1620-MW03-20220126**	**WG-1620-MW04-20220120**	**WG-1620-MW05-20220120**	**WG-1620-MW09-20220120**	**WG-1620-MW12A-20220120**	**WG-1620-MW12B-20220127**
	Sample Date:	**01/26/2022**	**01/20/2022**	**01/20/2022**	**01/20/2022**	**01/20/2022**	**01/27/2022**
Parameters	**Unit**						
Volatile Organic Compounds							
1,2-Dichloroethane	mg/L	<0.00020	<0.00020	<0.00020	<0.00020	<0.00020	<0.0020
Benzene	mg/L	<0.00020	<0.00020	<0.00020	<0.00020	<0.00020	<0.0020
Chlorobenzene	mg/L	<0.00030	<0.00030	<0.00030	<0.00030	<0.00030	<0.0030
Ethylbenzene	mg/L	<0.00030	<0.00030	<0.00030	<0.00030	<0.00030	0.0072 J
Methylene chloride	mg/L	<0.0010	<0.0010	<0.0010	<0.0010	<0.0010	<0.010
Toluene	mg/L	<0.00020	<0.00020	<0.00020	<0.00020	<0.00020	<0.0020
Vinyl chloride	mg/L	--	--	--	--	--	--
Xylenes (total)	mg/L	<0.00030	<0.00030	<0.00030	<0.00030	<0.00030	<0.0030
Semi-volatile Organic Compounds							
1,2-Diphenylhydrazine	mg/L	<0.000021	<0.000021	<0.000021	<0.000021	<0.000021	<0.00021
2,4-Dimethylphenol	mg/L	<0.000040	<0.000040	<0.000040	<0.000040	<0.000040	0.52
2,4-Dinitrotoluene	mg/L	<0.000058	<0.000058	<0.000058	<0.000058	<0.000058	<0.00058
2,6-Dinitrotoluene	mg/L	<0.000042	<0.000042	<0.000042	<0.000042	<0.000042	<0.00042
2-Chloronaphthalene	mg/L	<0.000021	<0.000021	<0.000021	<0.000021	<0.000021	<0.00021
2-Methylnaphthalene	mg/L	<0.000019	<0.000019	<0.000019	<0.000019	0.018	0.33
4,6-Dinitro-2-methylphenol	mg/L	<0.000020	<0.000020	<0.000020	<0.000020	<0.000020	<0.00020
4-Nitrophenol	mg/L	<0.000047	<0.000047	<0.000047	<0.000047	<0.000047	<0.00047
Acenaphthene	mg/L	<0.000027	<0.000027	0.000068 J	<0.000027	0.095	0.27
Acenaphthylene	mg/L	<0.000015	<0.000015	<0.000015	<0.000015	0.0013	0.011
Anthracene	mg/L	<0.000014	<0.000014	<0.000014	<0.000014	0.0090	0.043
Benzo(a)anthracene	mg/L	<0.000050	<0.000050	<0.000050	<0.000050	0.00015	0.037
Benzo(a)pyrene	mg/L	<0.000020	<0.000020	<0.000020	<0.000020	<0.000020	0.0092
bis(2-Chloroethoxy)methane	mg/L	<0.000030	<0.000030	<0.000030	<0.000030	<0.000030	<0.00030
bis(2-Ethylhexyl)phthalate (DEHP)	mg/L	<0.000037	<0.000037	<0.000037	<0.000037	<0.000037	<0.00037
Chrysene	mg/L	<0.000021	<0.000021	<0.000021	<0.000021	0.00018	0.035
Di-n-butylphthalate (DBP)	mg/L	<0.000020	<0.000020	<0.000020	<0.000020	<0.000020	<0.00020
Dibenzofuran	mg/L	<0.000020	<0.000020	<0.000020	<0.000020	0.067	0.26
Fluoranthene	mg/L	<0.000010	<0.000010	<0.000010	<0.000010	0.0079	0.44
Fluorene	mg/L	<0.000030	<0.000030	<0.000030	<0.000030	0.084	0.28
N-Nitrosodiphenylamine	mg/L	<0.000025	<0.000025	<0.000025	<0.000025	<0.000025	<0.00025
Naphthalene	mg/L	<0.00015	<0.000020	<0.000020	<0.000020	0.00036	2.4
Nitrobenzene	mg/L	<0.000024	<0.000024	<0.000024	<0.000024	<0.000024	<0.00024

Table 2

Analytical Results Summary
HWPW - Semi-Annual Site-Wide Monitoring
Union Pacific Railroad (UPRR)/Houston, TX-Wood Preserving Works
Houston, Texas
January and March 2022

	Location ID:	**MW-03**	**MW-04**	**MW-05**	**MW-09**	**MW-12A**	**MW-12B**
	Sample Name:	**WG-1620-MW03-20220126**	**WG-1620-MW04-20220120**	**WG-1620-MW05-20220120**	**WG-1620-MW09-20220120**	**WG-1620-MW12A-20220120**	**WG-1620-MW12B-20220127**
	Sample Date:	**01/26/2022**	**01/20/2022**	**01/20/2022**	**01/20/2022**	**01/20/2022**	**01/27/2022**
Parameters	**Unit**						
Semi-volatile Organic Compounds (Continued)							
Pentachlorophenol	mg/L	<0.000079	<0.000079	<0.000079	<0.000079	<0.000079	<0.00079
Phenanthrene	mg/L	<0.000021	<0.000021	<0.000021	<0.000021	0.038	0.71
Phenol	mg/L	<0.000035	<0.000035	<0.000035	<0.000035	<0.000035	0.46
Pyrene	mg/L	<0.000019	<0.000019	0.000074 J	<0.000019	0.0059	0.14
Metals							
Arsenic	mg/L	<0.000400	0.00238	0.00383	0.00147 J	0.000953 J	0.0253
Calcium	mg/L	9.68	115	66.2	104	93.1	--
Iron	mg/L	0.0569 J	0.0685 J	0.197 J	0.204	0.611	--
Magnesium	mg/L	0.375	9.16	26.4	23.1	18.1	--
Manganese	mg/L	0.00135 J	0.0150	0.414	0.144	0.867	--
Potassium	mg/L	2.62	0.794	0.199 J	0.275	<0.134	--
Sodium	mg/L	4.38	5.92	43.3	57.7	45.5	--
General Chemistry							
Alkalinity, bicarbonate	mg/L	23.3	336	372	461	402	--
Alkalinity, carbonate	mg/L	<5.00	<5.00	<5.00	<5.00	<5.00	--
Alkalinity, total (as $CaCO_3$)	mg/L	26.3	336	372	461	402	--
Chloride	mg/L	3.69	4.71	6.75	16.1	28.0	--
Fluoride	mg/L	<0.0500	0.516	1.67	0.772	0.956	--
Nitrate (as N)	mg/L	0.449	0.116	0.0496 J	0.0949 J	0.0372 J	--
Nitrite (as N)	mg/L	<0.0300	0.177	0.150	0.0905 J	<0.0300	--
Nitrite/Nitrate	mg/L	0.449	0.293	0.199	0.185	0.0372 J	--
Sulfate	mg/L	3.97	17.3	19.6	22.0	3.06	--

Table 2

Analytical Results Summary
HWPW - Semi-Annual Site-Wide Monitoring
Union Pacific Railroad (UPRR)/Houston, TX-Wood Preserving Works
Houston, Texas
January and March 2022

Location ID:		MW-12C	MW-13	MW-14	MW-15A	MW-15B	MW-15C
Sample Name:		WG-1620-MW12C-20220105	WG-1620-MW13-20220120	WG-1620-MW14-20220105	WG-1620-MW15A-20220112	WG-1620-MW15B-20220105	WG-1620-MW15C-20220105
Sample Date:		01/05/2022	01/20/2022	01/05/2022	01/12/2022	01/05/2022	01/05/2022
Parameters	**Unit**						
Volatile Organic Compounds							
1,2-Dichloroethane	mg/L	<0.00020	<0.00020	<0.00020	<0.00020	<0.00020	<0.0010
Benzene	mg/L	<0.00020	<0.00020	<0.00020	0.00053 J	<0.00020	<0.0010
Chlorobenzene	mg/L	<0.00030	<0.00030	<0.00030	<0.00030	<0.00030	<0.0015
Ethylbenzene	mg/L	<0.00030	<0.00030	<0.00030	<0.00030	<0.00030	<0.0015
Methylene chloride	mg/L	<0.0010	<0.0010	<0.0010	<0.0010	<0.0010	0.0061 J
Toluene	mg/L	<0.00020	<0.00020	<0.00020	<0.00020	<0.00020	<0.0010
Vinyl chloride	mg/L	--	--	--	--	--	--
Xylenes (total)	mg/L	<0.00030	<0.00030	<0.00030	0.0024	0.00078 J	<0.0015
Semi-volatile Organic Compounds							
1,2-Diphenylhydrazine	mg/L	<0.000021	<0.000021	<0.000021	<0.000021	<0.000021	<0.000021
2,4-Dimethylphenol	mg/L	<0.000040	<0.000040	<0.000040	<0.000040	<0.000040	<0.000040
2,4-Dinitrotoluene	mg/L	<0.000058	<0.000058	<0.000058	<0.000058	<0.000058	<0.000058
2,6-Dinitrotoluene	mg/L	<0.000042	<0.000042	<0.000042	<0.000042	<0.000042	<0.000042
2-Chloronaphthalene	mg/L	<0.000021	<0.000021	<0.000021	<0.000021	<0.000021	<0.000021
2-Methylnaphthalene	mg/L	<0.00017	<0.000019	<0.00028	0.0011	<0.00041	<0.00010
4,6-Dinitro-2-methylphenol	mg/L	<0.000020	<0.000020	<0.000020	<0.000020	<0.000020	<0.000020
4-Nitrophenol	mg/L	<0.000047	<0.000047	<0.000047	<0.000047	<0.000047	<0.000047
Acenaphthene	mg/L	<0.00015	<0.000027	<0.00022	0.056	0.035	0.024
Acenaphthylene	mg/L	<0.000015	<0.000015	<0.000015	0.0015	0.00035	0.0012
Anthracene	mg/L	0.000041 J	<0.000014	0.000066 J	0.0015	0.00075	0.00047
Benzo(a)anthracene	mg/L	<0.000050	<0.000050	<0.000050	<0.000050	0.00012	<0.000050
Benzo(a)pyrene	mg/L	<0.000020	<0.000020	<0.000020	<0.000020	<0.000020	<0.000020
bis(2-Chloroethoxy)methane	mg/L	<0.000030	<0.000030	<0.000030	<0.000030	<0.000030	<0.000030
bis(2-Ethylhexyl)phthalate (DEHP)	mg/L	<0.000037	<0.000037	0.000068 J	<0.000037	<0.000037	0.000051 J
Chrysene	mg/L	<0.000021	<0.000021	<0.000021	<0.000021	0.000094 J	<0.000021
Di-n-butylphthalate (DBP)	mg/L	<0.000020	<0.000020	<0.000020	<0.000020	<0.000020	<0.000020
Dibenzofuran	mg/L	<0.00011	<0.000020	<0.00014	0.014	0.0074	0.012
Fluoranthene	mg/L	<0.000010	<0.000010	<0.000010	0.0018	0.0028	0.0011
Fluorene	mg/L	<0.00014	<0.000030	<0.00011	0.019	0.0061	0.0011
N-Nitrosodiphenylamine	mg/L	<0.000025	<0.000025	<0.000025	<0.000025	<0.000025	<0.000025
Naphthalene	mg/L	<0.0020	<0.000020	<0.0028	<0.00046	<0.019	<0.0024
Nitrobenzene	mg/L	<0.000024	<0.000024	<0.000024	<0.000024	<0.000024	<0.000024

Table 2

Analytical Results Summary
HWPW - Semi-Annual Site-Wide Monitoring
Union Pacific Railroad (UPRR)/Houston, TX-Wood Preserving Works
Houston, Texas
January and March 2022

	Location ID:	**MW-12C**	**MW-13**	**MW-14**	**MW-15A**	**MW-15B**	**MW-15C**
	Sample Name:	**WG-1620-MW12C-20220105**	**WG-1620-MW13-20220120**	**WG-1620-MW14-20220105**	**WG-1620-MW15A-20220112**	**WG-1620-MW15B-20220105**	**WG-1620-MW15C-20220105**
	Sample Date:	**01/05/2022**	**01/20/2022**	**01/05/2022**	**01/12/2022**	**01/05/2022**	**01/05/2022**
Parameters	**Unit**						
Semi-volatile Organic Compounds (Continued)							
Pentachlorophenol	mg/L	<0.000079	<0.000079	<0.000079	<0.000079	<0.000079	<0.000079
Phenanthrene	mg/L	0.000099 J	<0.000021	0.000040 J	0.00084	0.00040	0.000088 J
Phenol	mg/L	<0.000035	<0.000035	<0.000035	<0.000035	<0.000035	<0.000035
Pyrene	mg/L	<0.000019	<0.000019	<0.000019	0.00080	0.0020	0.00064
Metals							
Arsenic	mg/L	0.00170 J	0.00618	0.000998 J	0.0126	0.0140	0.000739 J
Calcium	mg/L	--	78.0	--	86.4	--	--
Iron	mg/L	--	0.320	--	1.77	--	--
Magnesium	mg/L	--	17.9	--	18.5	--	--
Manganese	mg/L	--	1.27	--	1.18	--	--
Potassium	mg/L	--	0.211	--	0.344	--	--
Sodium	mg/L	--	106	--	75.2	--	--
General Chemistry							
Alkalinity, bicarbonate	mg/L	--	476	--	562	--	--
Alkalinity, carbonate	mg/L	--	<5.00	--	<5.00	--	--
Alkalinity, total (as $CaCO_3$)	mg/L	--	476	--	562	--	--
Chloride	mg/L	--	27.1	--	36.8	--	--
Fluoride	mg/L	--	0.968	--	0.535	--	--
Nitrate (as N)	mg/L	--	0.0421 J	--	0.0438 J	--	--
Nitrite (as N)	mg/L	--	<0.0300	--	<0.0300 JL	--	--
Nitrite/Nitrate	mg/L	--	0.0421 J	--	0.0438 J	--	--
Sulfate	mg/L	--	32.8	--	<0.200	--	--

Table 2

Analytical Results Summary
HWPW - Semi-Annual Site-Wide Monitoring
Union Pacific Railroad (UPRR)/Houston, TX-Wood Preserving Works
Houston, Texas
January and March 2022

	Location ID:	**MW-17**	**MW-17C**	**MW-18A**	**MW-18C**	**MW-19C**
	Sample Name:	**WG-1620-MW17-20220126**	**WG-1620-MW17C-20220113**	**WG-1620-MW18A-20220126**	**WG-1620-MW18C-20220113**	**WG-1620-MW19C-20220113**
	Sample Date:	**01/26/2022**	**01/13/2022**	**01/26/2022**	**01/13/2022**	**01/13/2022**
Parameters	**Unit**					
Volatile Organic Compounds						
1,2-Dichloroethane	mg/L	<0.00020	<0.0010	<0.00020	<0.0010	<0.0010
Benzene	mg/L	0.42	0.011	0.48	0.89	<0.0010
Chlorobenzene	mg/L	<0.00030	<0.0015	<0.00030	<0.0015	<0.0015
Ethylbenzene	mg/L	0.17	0.14	0.32	0.30	<0.0015
Methylene chloride	mg/L	<0.0010	<0.0050	<0.0010	<0.0050	<0.0050
Toluene	mg/L	0.79	0.0045 J	0.087	0.89	<0.0010
Vinyl chloride	mg/L	--	<0.0010	<0.00020	--	--
Xylenes (total)	mg/L	0.60	0.083	0.54	0.89	<0.0015
Semi-volatile Organic Compounds						
1,2-Diphenylhydrazine	mg/L	<0.00021	<0.000021	<0.00021	<0.00021	<0.000021
2,4-Dimethylphenol	mg/L	2.6	0.076	1.8	0.0061	0.00018 J
2,4-Dinitrotoluene	mg/L	<0.00058	<0.000058	<0.00058	<0.00058	<0.000058
2,6-Dinitrotoluene	mg/L	<0.00042	<0.000042	<0.00042	<0.00042	<0.000042
2-Chloronaphthalene	mg/L	<0.00021	<0.000021	<0.00021	<0.00021	<0.000021
2-Methylnaphthalene	mg/L	0.29	0.052	0.44	0.16	<0.000049
4,6-Dinitro-2-methylphenol	mg/L	<0.00020	<0.000020	<0.00020	<0.00020	<0.000020
4-Nitrophenol	mg/L	<0.00047	<0.000047	<0.00047	<0.00047	<0.000047
Acenaphthene	mg/L	0.17	0.085	0.26	0.058	0.0013
Acenaphthylene	mg/L	0.0046	0.00081	0.0082	0.0016	<0.000015
Anthracene	mg/L	0.0085	0.0041	0.0099	0.0086	0.000095 J
Benzo(a)anthracene	mg/L	<0.00050	<0.000050	<0.00050	<0.00050	<0.000050
Benzo(a)pyrene	mg/L	<0.00020	<0.000020	<0.00020	<0.00020	<0.000020
bis(2-Chloroethoxy)methane	mg/L	<0.00030	<0.000030	<0.00030	<0.00030	<0.000030
bis(2-Ethylhexyl)phthalate (DEHP)	mg/L	<0.00037	0.000078 J	<0.00037	<0.00037	0.000046 J
Chrysene	mg/L	<0.00021	<0.000021	<0.00021	<0.00021	<0.000021
Di-n-butylphthalate (DBP)	mg/L	<0.00020	<0.000020	<0.00020	<0.00020	<0.000020
Dibenzofuran	mg/L	0.095	0.071	0.16	0.062	0.00082
Fluoranthene	mg/L	0.0030	0.0023	0.0026	0.0036	0.00029
Fluorene	mg/L	0.065	0.044	0.13	0.030	0.00058
N-Nitrosodiphenylamine	mg/L	<0.00025	<0.000025	<0.00025	<0.00025	<0.000025
Naphthalene	mg/L	8.9	3.3	4.2	5.6	<0.00053
Nitrobenzene	mg/L	<0.00024	<0.000024	<0.00024	<0.00024	<0.000024

Table 2

Analytical Results Summary
HWPW - Semi-Annual Site-Wide Monitoring
Union Pacific Railroad (UPRR)/Houston, TX-Wood Preserving Works
Houston, Texas
January and March 2022

	Location ID:	**MW-17**	**MW-17C**	**MW-18A**	**MW-18C**	**MW-19C**
	Sample Name:	**WG-1620-MW17-20220126**	**WG-1620-MW17C-20220113**	**WG-1620-MW18A-20220126**	**WG-1620-MW18C-20220113**	**WG-1620-MW19C-20220113**
	Sample Date:	**01/26/2022**	**01/13/2022**	**01/26/2022**	**01/13/2022**	**01/13/2022**
Parameters	**Unit**					
Semi-volatile Organic Compounds (Continued)						
Pentachlorophenol	mg/L	<0.00079	<0.000079	<0.00079	0.012	<0.000079
Phenanthrene	mg/L	0.045	0.045	0.089	0.034	0.00018
Phenol	mg/L	4.8	<0.000035	<0.00035	0.0021	<0.000035
Pyrene	mg/L	0.0014	0.0012	0.0011	0.0021	0.00046
Metals						
Arsenic	mg/L	0.0633	0.00829	0.0218	0.00113 J	0.00134 J
Calcium	mg/L	113	--	110	--	--
Iron	mg/L	7.82	--	11.6	--	--
Magnesium	mg/L	29.9	--	20.7	--	--
Manganese	mg/L	1.29	--	0.686	--	--
Potassium	mg/L	0.404	--	0.298	--	--
Sodium	mg/L	95.1	--	51.6	--	--
General Chemistry						
Alkalinity, bicarbonate	mg/L	522	--	464	--	--
Alkalinity, carbonate	mg/L	<5.00	--	<5.00	--	--
Alkalinity, total (as $CaCO_3$)	mg/L	522	--	464	--	--
Chloride	mg/L	56.5	--	44.8	--	--
Fluoride	mg/L	0.755	--	0.671	--	--
Nitrate (as N)	mg/L	0.0730 J	--	0.0717 J	--	--
Nitrite (as N)	mg/L	<0.0300	--	<0.0300	--	--
Nitrite/Nitrate	mg/L	0.0730 J	--	0.0717 J	--	--
Sulfate	mg/L	<0.200	--	<0.200	--	--

Table 2

Analytical Results Summary
HWPW - Semi-Annual Site-Wide Monitoring
Union Pacific Railroad (UPRR)/Houston, TX-Wood Preserving Works
Houston, Texas
January and March 2022

Location ID:		MW-20A	MW-21C	MW-21C	MW-22AR	MW-22BR
Sample Name:		WG-1620-MW20A-20220111	WG-1620-MW21C-20220127	WG-1620-FD07-20220127	WG-1620-MW22AR-20220127	WG-1620-MW22BR-20220121
Sample Date:		01/11/2022	01/27/2022	01/27/2022	01/27/2022	01/21/2022
				Duplicate		
Parameters	**Unit**					
Volatile Organic Compounds						
1,2-Dichloroethane	mg/L	<0.0010	<0.00020	<0.00020	<0.00020	<0.00020
Benzene	mg/L	0.0077	<0.00020	<0.00020	<0.00020	<0.00020
Chlorobenzene	mg/L	<0.0015	<0.00030	<0.00030	<0.00030	<0.00030
Ethylbenzene	mg/L	0.013	<0.00030	<0.00030	<0.00030	<0.00030
Methylene chloride	mg/L	<0.0050	<0.0010	<0.0010	<0.0010	<0.0010
Toluene	mg/L	<0.0010	<0.00020	<0.00020	<0.00020	<0.00020
Vinyl chloride	mg/L	--	--	--	--	--
Xylenes (total)	mg/L	0.020	<0.00030	<0.00030	<0.00030	<0.00030
Semi-volatile Organic Compounds						
1,2-Diphenylhydrazine	mg/L	<0.000021	<0.000021	<0.000021	<0.000021	<0.000021
2,4-Dimethylphenol	mg/L	<0.000040	<0.000040	<0.000040	<0.000040	<0.000040
2,4-Dinitrotoluene	mg/L	<0.000058	<0.000058	<0.000058	<0.000058	<0.000058
2,6-Dinitrotoluene	mg/L	<0.000042	<0.000042	<0.000042	<0.000042	<0.000042
2-Chloronaphthalene	mg/L	<0.000021	<0.000021	<0.000021	<0.000021	<0.000021
2-Methylnaphthalene	mg/L	0.094	<0.000019	<0.000019	<0.000019	<0.000019
4,6-Dinitro-2-methylphenol	mg/L	<0.000020	<0.000020	<0.000020	<0.000020	<0.000020
4-Nitrophenol	mg/L	<0.000047	<0.000047	<0.000047	<0.000047	<0.000047
Acenaphthene	mg/L	0.086	<0.000027	<0.000027	<0.000027	0.017
Acenaphthylene	mg/L	0.00092	<0.000015	<0.000015	<0.000015	<0.000015
Anthracene	mg/L	0.0041	<0.000014	<0.000014	0.000032 J	0.00021
Benzo(a)anthracene	mg/L	<0.000050	<0.000050	<0.000050	<0.000050	<0.000050
Benzo(a)pyrene	mg/L	<0.000020	<0.000020	<0.000020	<0.000020	<0.000020
bis(2-Chloroethoxy)methane	mg/L	<0.000030	<0.000030	<0.000030	<0.000030	<0.000030
bis(2-Ethylhexyl)phthalate (DEHP)	mg/L	0.00015 J	0.000070 J	0.000057 J	0.000060 J	<0.000037
Chrysene	mg/L	<0.000021	<0.000021	<0.000021	<0.000021	<0.000021
Di-n-butylphthalate (DBP)	mg/L	<0.000020	<0.000020	<0.000020	<0.000020	<0.000020
Dibenzofuran	mg/L	0.055	<0.000020	<0.000020	<0.000020	0.00012
Fluoranthene	mg/L	0.00077	<0.000010	<0.000010	<0.000010	0.0022
Fluorene	mg/L	0.047	<0.000030	<0.000030	<0.000030	0.00086
N-Nitrosodiphenylamine	mg/L	<0.000025	<0.000025	<0.000025	<0.000025	<0.000025
Naphthalene	mg/L	1.8	0.00037 J	0.00017 J	0.00014	0.00013
Nitrobenzene	mg/L	<0.000024	<0.000024	<0.000024	<0.000024	<0.000024

Table 2

Analytical Results Summary
HWPW - Semi-Annual Site-Wide Monitoring
Union Pacific Railroad (UPRR)/Houston, TX-Wood Preserving Works
Houston, Texas
January and March 2022

	Location ID:	**MW-20A**	**MW-21C**	**MW-21C**	**MW-22AR**	**MW-22BR**
	Sample Name:	**WG-1620-MW20A-20220111**	**WG-1620-MW21C-20220127**	**WG-1620-FD07-20220127**	**WG-1620-MW22AR-20220127**	**WG-1620-MW22BR-20220121**
	Sample Date:	**01/11/2022**	**01/27/2022**	**01/27/2022**	**01/27/2022**	**01/21/2022**
				Duplicate		
Parameters	**Unit**					
Semi-volatile Organic Compounds (Continued)						
Pentachlorophenol	mg/L	<0.000079	<0.000079	<0.000079	<0.000079	<0.000079
Phenanthrene	mg/L	0.022	<0.000021	<0.000021	<0.000021	<0.000021
Phenol	mg/L	<0.000035	<0.000035	<0.000035	<0.000035	<0.000035
Pyrene	mg/L	0.00028	<0.000019	<0.000019	<0.000019	0.00095
Metals						
Arsenic	mg/L	0.00595	0.000780 J	0.000884 J	0.00150 J	0.0261
Calcium	mg/L	83.8	--	--	89.2	117
Iron	mg/L	3.86	--	--	0.0313 J	1.12
Magnesium	mg/L	19.5	--	--	28.4	27.7
Manganese	mg/L	0.915	--	--	1.38	1.21
Potassium	mg/L	<0.241	--	--	0.630	0.698
Sodium	mg/L	86.6	--	--	56.7	106
General Chemistry						
Alkalinity, bicarbonate	mg/L	468	--	--	463	--
Alkalinity, carbonate	mg/L	<5.00	--	--	<5.00	--
Alkalinity, total (as $CaCO_3$)	mg/L	468	--	--	463	--
Chloride	mg/L	21.7	--	--	6.25	--
Fluoride	mg/L	0.842	--	--	0.644	--
Nitrate (as N)	mg/L	0.0449 J	--	--	0.0969 J	--
Nitrite (as N)	mg/L	0.212	--	--	<0.0300	--
Nitrite/Nitrate	mg/L	0.256	--	--	0.0969 J	--
Sulfate	mg/L	0.552	--	--	66.1	--

Table 2

Analytical Results Summary
HWPW - Semi-Annual Site-Wide Monitoring
Union Pacific Railroad (UPRR)/Houston, TX-Wood Preserving Works
Houston, Texas
January and March 2022

	Location ID:	**MW-23C**	**MW-25A**	**MW-25C**	**MW-26A**	**MW-27A**
	Sample Name:	**WG-1620-MW23C-20220113**	**WG-1620-MW25A-20220125**	**WG-1620-MW25C-20220125**	**WG-1620-MW26A-20220120**	**WG-1620-MW27A-20220125**
	Sample Date:	**01/13/2022**	**01/25/2022**	**01/25/2022**	**01/20/2022**	**01/25/2022**
Parameters	**Unit**					
Volatile Organic Compounds						
1,2-Dichloroethane	mg/L	<0.0010	<0.00020	<0.00020	<0.00020	<0.00020
Benzene	mg/L	0.0055	<0.00020	<0.00020	<0.00020	<0.00020
Chlorobenzene	mg/L	<0.0015	<0.00030	<0.00030	<0.00030	<0.00030
Ethylbenzene	mg/L	0.083	<0.00030	0.0026	<0.00030	<0.00030
Methylene chloride	mg/L	<0.0050	<0.0010	<0.0010	<0.0010	<0.0010
Toluene	mg/L	0.0072	<0.00020	<0.00020	<0.00020	<0.00020
Vinyl chloride	mg/L	--	--	--	--	--
Xylenes (total)	mg/L	0.065	<0.00030	0.014	<0.00030	<0.00030
Semi-volatile Organic Compounds						
1,2-Diphenylhydrazine	mg/L	<0.00021	<0.000021	<0.000021	<0.000021	<0.000021
2,4-Dimethylphenol	mg/L	0.047	<0.000040	0.00063	<0.000040	<0.000040
2,4-Dinitrotoluene	mg/L	<0.00058	<0.000058	<0.000058	<0.000058	<0.000058
2,6-Dinitrotoluene	mg/L	<0.00042	<0.000042	<0.000042	<0.000042	<0.000042
2-Chloronaphthalene	mg/L	<0.00021	<0.000021	<0.000021	<0.000021	<0.000021
2-Methylnaphthalene	mg/L	0.20	<0.000019	0.29	<0.000019	<0.000019
4,6-Dinitro-2-methylphenol	mg/L	<0.00020	<0.000020	<0.000020	<0.000020	<0.000020
4-Nitrophenol	mg/L	<0.00047	<0.000047	<0.000047	<0.000047	<0.000047
Acenaphthene	mg/L	0.16	<0.000027	0.085	0.0011	<0.000027
Acenaphthylene	mg/L	0.0038	<0.000015	0.00083	<0.000015	<0.000015
Anthracene	mg/L	0.098	<0.000014	0.0072	<0.000014	<0.000014
Benzo(a)anthracene	mg/L	0.0016	<0.000050	0.00065	<0.000050	<0.000050
Benzo(a)pyrene	mg/L	0.00030 J	<0.000020	0.00019	<0.000020	<0.000020
bis(2-Chloroethoxy)methane	mg/L	<0.00030	<0.000030	<0.000030	<0.000030	<0.000030
bis(2-Ethylhexyl)phthalate (DEHP)	mg/L	<0.00037	0.000050 J	<0.000037	<0.000037	<0.000037
Chrysene	mg/L	0.0018	<0.000021	0.00070	<0.000021	<0.000021
Di-n-butylphthalate (DBP)	mg/L	0.0022	<0.000020	<0.000020	<0.000020	<0.000020
Dibenzofuran	mg/L	0.17	<0.000020	0.082	<0.000020	<0.000020
Fluoranthene	mg/L	0.024	<0.000010	0.0075	0.00028	0.000029 J
Fluorene	mg/L	0.086	<0.000030	0.044	0.000058 J	<0.000030
N-Nitrosodiphenylamine	mg/L	<0.00025	<0.000025	<0.000025	<0.000025	<0.000025
Naphthalene	mg/L	2.1	<0.000020	2.4	<0.000020	<0.000020
Nitrobenzene	mg/L	<0.00024	<0.000024	<0.000024	<0.000024	<0.000024

Table 2

Analytical Results Summary
HWPW - Semi-Annual Site-Wide Monitoring
Union Pacific Railroad (UPRR)/Houston, TX-Wood Preserving Works
Houston, Texas
January and March 2022

	Location ID:	**MW-23C**	**MW-25A**	**MW-25C**	**MW-26A**	**MW-27A**
	Sample Name:	**WG-1620-MW23C-20220113**	**WG-1620-MW25A-20220125**	**WG-1620-MW25C-20220125**	**WG-1620-MW26A-20220120**	**WG-1620-MW27A-20220125**
	Sample Date:	**01/13/2022**	**01/25/2022**	**01/25/2022**	**01/20/2022**	**01/25/2022**
Parameters	**Unit**					
Semi-volatile Organic Compounds (Continued)						
Pentachlorophenol	mg/L	<0.00079	<0.000079	<0.000079	<0.000079	<0.000079
Phenanthrene	mg/L	0.047	<0.000021	0.062	<0.000021	<0.000021
Phenol	mg/L	0.00097 J	<0.000035	<0.000035	<0.000035	<0.000035
Pyrene	mg/L	0.017	<0.000019	0.0048	0.00015	0.000049 J
Metals						
Arsenic	mg/L	0.00281	0.00185 J	0.0184	0.0374	<0.000400
Calcium	mg/L	--	77.6	--	109	8.87
Iron	mg/L	--	<0.0120	--	6.93	0.232
Magnesium	mg/L	--	25.2	--	23.2	0.814
Manganese	mg/L	--	0.0707	--	1.42	0.00471 J
Potassium	mg/L	--	0.593	--	0.494	2.57
Sodium	mg/L	--	9.30	--	33.4	5.95
General Chemistry						
Alkalinity, bicarbonate	mg/L	--	310	--	408	19.4
Alkalinity, carbonate	mg/L	--	<5.00	--	<5.00	5.00
Alkalinity, total (as $CaCO_3$)	mg/L	--	310	--	408	24.4
Chloride	mg/L	--	6.02	--	17.1	8.70
Fluoride	mg/L	--	1.19	--	0.906	<0.0500
Nitrate (as N)	mg/L	--	1.91	--	0.0407 J	0.466
Nitrite (as N)	mg/L	--	0.202	--	0.103	0.0830 J
Nitrite/Nitrate	mg/L	--	2.11	--	0.144	0.549
Sulfate	mg/L	--	18.2	--	25.6	5.02

Table 2

Analytical Results Summary
HWPW - Semi-Annual Site-Wide Monitoring
Union Pacific Railroad (UPRR)/Houston, TX-Wood Preserving Works
Houston, Texas
January and March 2022

Location ID:		**MW-27C**	**MW-28A**	**MW-28C**	**MW-32AR**	**MW-32B**
Sample Name:		**WG-1620-MW27C-20220124**	**WG-1620-MW28A-20220127**	**WG-1620-MW28C-20220121**	**WG-1620-MW32AR-20220120**	**WG-1620-MW32B-20220127**
Sample Date:		**01/24/2022**	**01/27/2022**	**01/21/2022**	**01/20/2022**	**01/27/2022**
Parameters	**Unit**					
Volatile Organic Compounds						
1,2-Dichloroethane	mg/L	<0.00020	<0.00020	<0.00020	<0.00020	<0.0020
Benzene	mg/L	<0.00020	<0.00020	<0.00020	<0.00020	2.3
Chlorobenzene	mg/L	<0.00030	<0.00030	<0.00030	<0.00030	<0.0030
Ethylbenzene	mg/L	<0.00030	<0.00030	<0.00030	<0.00030	0.41
Methylene chloride	mg/L	<0.0010	<0.0010	<0.0010	<0.0010	<0.010
Toluene	mg/L	<0.00020	<0.00020	<0.00020	<0.00020	1.9
Vinyl chloride	mg/L	--	--	--	--	--
Xylenes (total)	mg/L	<0.00030	<0.00030	<0.00030	<0.00030	1.1
Semi-volatile Organic Compounds						
1,2-Diphenylhydrazine	mg/L	<0.000021	<0.00021	<0.000021	<0.000021	<0.0021
2,4-Dimethylphenol	mg/L	<0.000040	<0.00040	<0.000040	<0.000040	13
2,4-Dinitrotoluene	mg/L	<0.000058	<0.00058	<0.000058	<0.000058	<0.0058
2,6-Dinitrotoluene	mg/L	<0.000042	<0.00042	<0.000042	<0.000042	<0.0042
2-Chloronaphthalene	mg/L	<0.000021	<0.00021	<0.000021	<0.000021	<0.0021
2-Methylnaphthalene	mg/L	<0.000019	<0.00019	<0.000019	<0.000019	0.56
4,6-Dinitro-2-methylphenol	mg/L	<0.000020	<0.00020	<0.000020	<0.000020	<0.0020
4-Nitrophenol	mg/L	<0.000047	<0.00047	<0.000047	<0.000047	<0.0047
Acenaphthene	mg/L	<0.000027	<0.00027	<0.000027	<0.000027	0.22
Acenaphthylene	mg/L	<0.000015	<0.00015	<0.000015	<0.000015	<0.0015
Anthracene	mg/L	<0.000014	<0.00014	<0.000014	<0.000014	0.044
Benzo(a)anthracene	mg/L	<0.000050	<0.00050	<0.000050	<0.000050	0.0056 J
Benzo(a)pyrene	mg/L	<0.000020	<0.00020	<0.000020	<0.000020	<0.0020
bis(2-Chloroethoxy)methane	mg/L	<0.000030	<0.00030	<0.000030	<0.000030	<0.0030
bis(2-Ethylhexyl)phthalate (DEHP)	mg/L	<0.000037	<0.00037	<0.000037	<0.000037	<0.0037
Chrysene	mg/L	<0.000021	<0.00021	<0.000021	<0.000021	0.0062 J
Di-n-butylphthalate (DBP)	mg/L	<0.000020	<0.00020	<0.000020	0.000052 J	<0.0020
Dibenzofuran	mg/L	<0.000020	<0.00020	<0.000020	<0.000020	0.22
Fluoranthene	mg/L	<0.000010	<0.00010	<0.000010	<0.000010	0.045
Fluorene	mg/L	<0.000030	<0.00030	<0.000030	<0.000030	0.13
N-Nitrosodiphenylamine	mg/L	<0.000025	<0.00025	<0.000025	<0.000025	<0.0025
Naphthalene	mg/L	<0.000020	<0.00020	0.000040 J	<0.000020	12
Nitrobenzene	mg/L	<0.000024	<0.00024	<0.000024	<0.000024	<0.0024

Table 2

Analytical Results Summary
HWPW - Semi-Annual Site-Wide Monitoring
Union Pacific Railroad (UPRR)/Houston, TX-Wood Preserving Works
Houston, Texas
January and March 2022

	Location ID:	**MW-27C**	**MW-28A**	**MW-28C**	**MW-32AR**	**MW-32B**
	Sample Name:	**WG-1620-MW27C-20220124**	**WG-1620-MW28A-20220127**	**WG-1620-MW28C-20220121**	**WG-1620-MW32AR-20220120**	**WG-1620-MW32B-20220127**
	Sample Date:	**01/24/2022**	**01/27/2022**	**01/21/2022**	**01/20/2022**	**01/27/2022**
Parameters	**Unit**					
Semi-volatile Organic Compounds (Continued)						
Pentachlorophenol	mg/L	<0.000079	<0.00079	<0.000079	<0.000079	<0.0079
Phenanthrene	mg/L	<0.000021	<0.00021	<0.000021	<0.000021	0.22
Phenol	mg/L	<0.000035	0.0019 J	<0.000035	<0.000035	13
Pyrene	mg/L	<0.000019	<0.00019	<0.000019	<0.000019	0.026
Metals						
Arsenic	mg/L	<0.000400	0.00102 J	0.000758 J	0.00576	0.00229 J
Calcium	mg/L	--	119	22.1	117	--
Iron	mg/L	--	0.159 J	<0.0120	0.402	--
Magnesium	mg/L	--	37.2	0.286	19.7	--
Manganese	mg/L	--	0.753	0.00147 J	0.450	--
Potassium	mg/L	--	0.673	3.61	0.170 J	--
Sodium	mg/L	--	143	5.73	82.5	--
General Chemistry						
Alkalinity, bicarbonate	mg/L	--	585	--	440	--
Alkalinity, carbonate	mg/L	--	<5.00	--	<5.00	--
Alkalinity, total (as $CaCO_3$)	mg/L	--	585	--	440	--
Chloride	mg/L	--	56.0	--	52.6	--
Fluoride	mg/L	--	0.873	--	0.785	--
Nitrate (as N)	mg/L	--	0.169	--	0.0599 J	--
Nitrite (as N)	mg/L	--	<0.0300	--	<0.0300	--
Nitrite/Nitrate	mg/L	--	0.169	--	0.0599 J	--
Sulfate	mg/L	--	126	--	95.3	--

Table 2

Analytical Results Summary
HWPW - Semi-Annual Site-Wide Monitoring
Union Pacific Railroad (UPRR)/Houston, TX-Wood Preserving Works
Houston, Texas
January and March 2022

Location ID:		**MW-33A**	**MW-33A**	**MW-33BR**	**MW-34CR**	**MW-35A**
Sample Name:		**WG-1620-MW33A-20220125**	**WG-1620-FD05-20220125**	**WG-1620-MW33BR-20220112**	**WG-1620-MW34CR-20220111**	**WG-1620-MW35A-20220127**
Sample Date:		**01/25/2022**	**01/25/2022**	**01/12/2022**	**01/11/2022**	**01/27/2022**
			Duplicate			
Parameters	**Unit**					
Volatile Organic Compounds						
1,2-Dichloroethane	mg/L	<0.00020	<0.00020	<0.0010	<0.00020	<0.00020
Benzene	mg/L	<0.00020	<0.00020	0.073	<0.00020	<0.00020
Chlorobenzene	mg/L	<0.00030	<0.00030	<0.0015	<0.00030	<0.00030
Ethylbenzene	mg/L	<0.00030	<0.00030	0.14	<0.00030	<0.00030
Methylene chloride	mg/L	<0.0010	<0.0010	0.0064 J	<0.0010	<0.0010
Toluene	mg/L	<0.00020	<0.00020	0.0056	<0.00020	<0.00020
Vinyl chloride	mg/L	--	--	<0.0010	--	--
Xylenes (total)	mg/L	<0.00030	<0.00030	0.030	<0.00030	<0.00030
Semi-volatile Organic Compounds						
1,2-Diphenylhydrazine	mg/L	<0.000021	<0.000021	<0.000021	<0.000021	<0.000021
2,4-Dimethylphenol	mg/L	<0.000040	<0.000040	0.0064	<0.000040	<0.000040
2,4-Dinitrotoluene	mg/L	<0.000058	<0.000058	<0.000058	<0.000058	<0.000058
2,6-Dinitrotoluene	mg/L	<0.000042	<0.000042	<0.000042	<0.000042	<0.000042
2-Chloronaphthalene	mg/L	<0.000021	<0.000021	<0.000021	<0.000021	<0.000021
2-Methylnaphthalene	mg/L	<0.000019	<0.000019	0.035	0.000092 J	0.00070
4,6-Dinitro-2-methylphenol	mg/L	<0.000020	<0.000020	<0.000020	<0.000020	<0.000020
4-Nitrophenol	mg/L	<0.000047	<0.000047	<0.000047	<0.000047	<0.000047
Acenaphthene	mg/L	0.00016 J	0.00037 J	0.013	0.000063 J	0.0062
Acenaphthylene	mg/L	<0.000015	<0.000015	<0.000015	<0.000015	0.00027
Anthracene	mg/L	<0.000014	<0.000014	0.0018	0.000034 J	0.00028
Benzo(a)anthracene	mg/L	0.00020	0.00020	0.00064	0.000069 J	<0.000050
Benzo(a)pyrene	mg/L	<0.000020	<0.000020	0.00023	0.000067 J	<0.000020
bis(2-Chloroethoxy)methane	mg/L	<0.000030	<0.000030	<0.000030	<0.000030	<0.000030
bis(2-Ethylhexyl)phthalate (DEHP)	mg/L	<0.000037	<0.000037	<0.000037	0.000096 J	0.000048 J
Chrysene	mg/L	0.00016	0.00012	0.00084	0.00014	<0.000021
Di-n-butylphthalate (DBP)	mg/L	<0.000020	<0.000020	<0.000020	<0.000020	<0.000020
Dibenzofuran	mg/L	0.00014	<0.000020	0.016	<0.000020	0.0029
Fluoranthene	mg/L	0.0022 J	0.0016 J	0.0033	0.000094 J	0.00055
Fluorene	mg/L	<0.000030	<0.000030	0.0082	0.000058 J	0.0021
N-Nitrosodiphenylamine	mg/L	<0.000025	<0.000025	<0.000025	<0.000025	<0.000025
Naphthalene	mg/L	<0.000020	<0.00011	1.2	<0.00030	0.00034
Nitrobenzene	mg/L	<0.000024	<0.000024	<0.000024	<0.000024	<0.000024

Table 2

Analytical Results Summary
HWPW - Semi-Annual Site-Wide Monitoring
Union Pacific Railroad (UPRR)/Houston, TX-Wood Preserving Works
Houston, Texas
January and March 2022

	Location ID:	**MW-33A**	**MW-33A**	**MW-33BR**	**MW-34CR**	**MW-35A**
	Sample Name:	**WG-1620-MW33A-20220125**	**WG-1620-FD05-20220125**	**WG-1620-MW33BR-20220112**	**WG-1620-MW34CR-20220111**	**WG-1620-MW35A-20220127**
	Sample Date:	**01/25/2022**	**01/25/2022**	**01/12/2022**	**01/11/2022**	**01/27/2022**
			Duplicate			
Parameters	**Unit**					
Semi-volatile Organic Compounds (Continued)						
Pentachlorophenol	mg/L	<0.000079	<0.000079	<0.000079	<0.000079	<0.000079
Phenanthrene	mg/L	<0.000021	<0.000021	0.0097	0.000064 J	<0.000021
Phenol	mg/L	<0.000035	<0.000035	<0.000035	<0.000035	<0.000035
Pyrene	mg/L	0.0038 J	0.0028 J	0.0021	0.00010	0.00049
Metals						
Arsenic	mg/L	0.00621	0.00599	0.000972 J	0.00166 J	0.0285
Calcium	mg/L	117	119	--	--	220
Iron	mg/L	1.97	2.29	--	--	5.27
Magnesium	mg/L	26.4	27.1	--	--	58.0
Manganese	mg/L	1.06	1.13	--	--	2.30
Potassium	mg/L	0.294	0.298	--	--	0.886
Sodium	mg/L	143	147	--	--	115
General Chemistry						
Alkalinity, bicarbonate	mg/L	488	493	--	--	535
Alkalinity, carbonate	mg/L	<5.00	<5.00	--	--	<5.00
Alkalinity, total (as $CaCO_3$)	mg/L	488	493	--	--	535
Chloride	mg/L	109	108	--	--	512
Fluoride	mg/L	0.767	0.742	--	--	0.333
Nitrate (as N)	mg/L	0.0613 J	0.0538 J	--	--	<0.0300
Nitrite (as N)	mg/L	<0.0300	<0.0300	--	--	<0.0300
Nitrite/Nitrate	mg/L	0.0613 J	0.0538 J	--	--	<0.0300
Sulfate	mg/L	149	128	--	--	0.495 J

Table 2

Analytical Results Summary
HWPW - Semi-Annual Site-Wide Monitoring
Union Pacific Railroad (UPRR)/Houston, TX-Wood Preserving Works
Houston, Texas
January and March 2022

Location ID:		MW-35B	MW-36A	MW-36B	MW-36B	MW-36D	MW-38A
Sample Name:		WG-1620-MW35B-20220127	WG-1620-MW36A-20220125	WG-1620-MW36B-20220111	WG-1620-FD02-20220111	WG-1620-MW36D-20220126	WG-1620-MW38A-20220127
Sample Date:		01/27/2022	01/25/2022	01/11/2022	01/11/2022	01/26/2022	01/27/2022
					Duplicate		
Parameters	**Unit**						
Volatile Organic Compounds							
1,2-Dichloroethane	mg/L	<0.00020	<0.00020	<0.00020	<0.00020	<0.00020	<0.00020
Benzene	mg/L	0.069	<0.00020	<0.00020	<0.00020	<0.00020	<0.00020
Chlorobenzene	mg/L	<0.00030	<0.00030	<0.00030	<0.00030	<0.00030	<0.00030
Ethylbenzene	mg/L	0.013	<0.00030	<0.00030	<0.00030	<0.00030	<0.00030
Methylene chloride	mg/L	<0.0010	<0.0010	<0.0010	<0.0010	<0.0010	<0.0010
Toluene	mg/L	0.0016	<0.00020	<0.00020	<0.00020	<0.00020	<0.00020
Vinyl chloride	mg/L	--	--	--	--	--	--
Xylenes (total)	mg/L	0.012	<0.00030	<0.00030	<0.00030	<0.00030	<0.00030
Semi-volatile Organic Compounds							
1,2-Diphenylhydrazine	mg/L	<0.00021	<0.000021	<0.000021	<0.000021	<0.000021	<0.000021
2,4-Dimethylphenol	mg/L	<0.00040	<0.000040	<0.000040	<0.000040	<0.000040	<0.000040
2,4-Dinitrotoluene	mg/L	<0.00058	<0.000058	<0.000058	<0.000058	<0.000058	<0.000058
2,6-Dinitrotoluene	mg/L	<0.00042	<0.000042	<0.000042	<0.000042	<0.000042	<0.000042
2-Chloronaphthalene	mg/L	<0.00021	<0.000021	<0.000021	<0.000021	<0.000021	<0.000021
2-Methylnaphthalene	mg/L	0.022	<0.000019	<0.000019	<0.000019	<0.000019	<0.000019
4,6-Dinitro-2-methylphenol	mg/L	<0.00020	<0.000020	<0.000020	<0.000020	<0.000020	<0.000020
4-Nitrophenol	mg/L	<0.00047	<0.000047	<0.000047	<0.000047	<0.000047	<0.000047
Acenaphthene	mg/L	0.027	<0.000027	<0.000027	0.000049 J	<0.000027	<0.000027
Acenaphthylene	mg/L	<0.00015	<0.000015	<0.000015	<0.000015	<0.000015	<0.000015
Anthracene	mg/L	0.0040	<0.000014	<0.000014	<0.000014	<0.000014	0.00012
Benzo(a)anthracene	mg/L	<0.00050	<0.000050	<0.000050	<0.000050	<0.000050	<0.000050
Benzo(a)pyrene	mg/L	<0.00020	<0.000020	<0.000020	<0.000020	<0.000020	<0.000020
bis(2-Chloroethoxy)methane	mg/L	<0.00030	<0.000030	<0.000030	<0.000030	<0.000030	<0.000030
bis(2-Ethylhexyl)phthalate (DEHP)	mg/L	<0.00037	<0.000037	0.00011 J	<0.000037	0.000068 J	0.000069 J
Chrysene	mg/L	<0.00021	<0.000021	<0.000021	<0.000021	<0.000021	<0.000021
Di-n-butylphthalate (DBP)	mg/L	<0.00020	<0.000020	<0.000020	<0.000020	<0.000020	<0.000020
Dibenzofuran	mg/L	0.031	<0.000020	<0.000020	0.000038 J	<0.000020	<0.000020
Fluoranthene	mg/L	0.0032	<0.000010	<0.000010	<0.000010	<0.000010	<0.000010
Fluorene	mg/L	0.017	<0.000030	<0.000030	<0.000030	<0.000030	<0.000030
N-Nitrosodiphenylamine	mg/L	<0.00025	<0.000025	<0.000025	<0.000025	<0.000025	<0.000025
Naphthalene	mg/L	0.014	<0.000020	<0.000020	<0.00039	<0.000020	0.00018
Nitrobenzene	mg/L	<0.00024	<0.000024	<0.000024	<0.000024	<0.000024	<0.000024

Table 2

Analytical Results Summary
HWPW - Semi-Annual Site-Wide Monitoring
Union Pacific Railroad (UPRR)/Houston, TX-Wood Preserving Works
Houston, Texas
January and March 2022

	Location ID:	**MW-35B**	**MW-36A**	**MW-36B**	**MW-36B**	**MW-36D**	**MW-38A**
	Sample Name:	**WG-1620-MW35B-20220127**	**WG-1620-MW36A-20220125**	**WG-1620-MW36B-20220111**	**WG-1620-FD02-20220111**	**WG-1620-MW36D-20220126**	**WG-1620-MW38A-20220127**
	Sample Date:	**01/27/2022**	**01/25/2022**	**01/11/2022**	**01/11/2022**	**01/26/2022**	**01/27/2022**
					Duplicate		
Parameters	**Unit**						
Semi-volatile Organic Compounds (Continued)							
Pentachlorophenol	mg/L	<0.00079	<0.000079	<0.000079	<0.000079	<0.000079	<0.000079
Phenanthrene	mg/L	0.029	<0.000021	<0.000021	<0.000021	<0.000021	<0.000021
Phenol	mg/L	<0.00035	<0.000035	<0.000035	<0.000035	<0.000035	<0.000035
Pyrene	mg/L	0.0017	<0.000019	<0.000019	<0.000019	<0.000019	<0.000019
Metals							
Arsenic	mg/L	0.00303	0.000915 J	0.000982 J	0.00108 J	0.00615	0.00655
Calcium	mg/L	--	97.7	--	--	--	75.7
Iron	mg/L	--	0.222	--	--	--	0.174 J
Magnesium	mg/L	--	26.8	--	--	--	17.4
Manganese	mg/L	--	0.388	--	--	--	0.428
Potassium	mg/L	--	0.510	--	--	--	0.560
Sodium	mg/L	--	99.8	--	--	--	126
General Chemistry							
Alkalinity, bicarbonate	mg/L	--	496	--	--	--	462
Alkalinity, carbonate	mg/L	--	<5.00	--	--	--	<5.00
Alkalinity, total (as $CaCO_3$)	mg/L	--	496	--	--	--	462
Chloride	mg/L	--	91.2	--	--	--	42.7
Fluoride	mg/L	--	0.688	--	--	--	1.29
Nitrate (as N)	mg/L	--	0.0880 J	--	--	--	0.0589 J
Nitrite (as N)	mg/L	--	<0.0300	--	--	--	<0.0300
Nitrite/Nitrate	mg/L	--	0.0880 J	--	--	--	0.0589 J
Sulfate	mg/L	--	67.7	--	--	--	23.6

Table 2

Analytical Results Summary
HWPW - Semi-Annual Site-Wide Monitoring
Union Pacific Railroad (UPRR)/Houston, TX-Wood Preserving Works
Houston, Texas
January and March 2022

Location ID:		**MW-38B**	**MW-39B**	**MW-40B**	**MW-41B**	**MW-42B**
Sample Name:		**WG-1620-MW38B-20220121**	**WG-1620-MW39B-20220106**	**WG-1620-MW40B-20220107**	**WG-1620-MW41B-20220127**	**WG-1620-MW42B-20220106**
Sample Date:		**01/21/2022**	**01/06/2022**	**01/07/2022**	**01/27/2022**	**01/06/2022**
Parameters	**Unit**					
Volatile Organic Compounds						
1,2-Dichloroethane	mg/L	<0.00020	<0.00020	<0.0010	<0.0020	<0.00020
Benzene	mg/L	<0.00020	<0.00020	0.0061	0.038	<0.00020
Chlorobenzene	mg/L	<0.00030	<0.00030	<0.0015	<0.0030	<0.00030
Ethylbenzene	mg/L	<0.00030	<0.00030	0.042	0.056	<0.00030
Methylene chloride	mg/L	<0.0010	<0.0010	<0.0050	<0.010	<0.0010
Toluene	mg/L	<0.00020	<0.00020	0.0016 J	0.077	<0.00020
Vinyl chloride	mg/L	--	--	--	--	--
Xylenes (total)	mg/L	<0.00030	<0.00030	0.036	0.14	<0.00030
Semi-volatile Organic Compounds						
1,2-Diphenylhydrazine	mg/L	<0.000021	<0.000021	<0.000021	<0.00021	<0.000021
2,4-Dimethylphenol	mg/L	<0.000040	<0.000040	<0.000040	0.23	<0.000040
2,4-Dinitrotoluene	mg/L	<0.000058	<0.000058	<0.000058	<0.00058	<0.000058
2,6-Dinitrotoluene	mg/L	<0.000042	<0.000042	<0.000042	<0.00042	<0.000042
2-Chloronaphthalene	mg/L	<0.000021	<0.000021	<0.000021	<0.00021	<0.000021
2-Methylnaphthalene	mg/L	<0.000019	0.000024 J	0.14	0.31	<0.000019
4,6-Dinitro-2-methylphenol	mg/L	<0.000020	<0.000020	<0.000020	<0.00020	<0.000020
4-Nitrophenol	mg/L	<0.000047	<0.000047	<0.000047	<0.00047	<0.000047
Acenaphthene	mg/L	<0.000027	0.0054	0.17	0.28	0.00027
Acenaphthylene	mg/L	<0.000015	<0.000015	0.00095	0.0049	<0.000015
Anthracene	mg/L	<0.000014	0.00014	0.0082	0.046	<0.000014
Benzo(a)anthracene	mg/L	<0.000050	<0.000050	<0.000050	0.032	<0.000050
Benzo(a)pyrene	mg/L	<0.000020	<0.000020	<0.000020	0.0061	<0.000020
bis(2-Chloroethoxy)methane	mg/L	<0.000030	<0.000030	<0.000030	<0.00030	<0.000030
bis(2-Ethylhexyl)phthalate (DEHP)	mg/L	<0.000037	<0.000097	<0.000037	0.0013 J	<0.00014
Chrysene	mg/L	<0.000021	<0.000021	<0.000021	0.033	<0.000021
Di-n-butylphthalate (DBP)	mg/L	<0.000020	<0.000020	<0.000020	<0.00020	<0.000020
Dibenzofuran	mg/L	<0.000020	<0.000020	0.10	0.24	<0.000020
Fluoranthene	mg/L	<0.000010	0.00054	0.0043	0.41	0.00024
Fluorene	mg/L	<0.000030	0.00068	0.11	0.31	0.000032 J
N-Nitrosodiphenylamine	mg/L	<0.000025	<0.000025	<0.000025	<0.00025	<0.000025
Naphthalene	mg/L	<0.000020	<0.000085	1.5	3.7	<0.00012
Nitrobenzene	mg/L	<0.000024	<0.000024	<0.000024	<0.00024	<0.000024

Table 2

Analytical Results Summary
HWPW - Semi-Annual Site-Wide Monitoring
Union Pacific Railroad (UPRR)/Houston, TX-Wood Preserving Works
Houston, Texas
January and March 2022

	Location ID:	**MW-38B**	**MW-39B**	**MW-40B**	**MW-41B**	**MW-42B**
	Sample Name:	**WG-1620-MW38B-20220121**	**WG-1620-MW39B-20220106**	**WG-1620-MW40B-20220107**	**WG-1620-MW41B-20220127**	**WG-1620-MW42B-20220106**
	Sample Date:	**01/21/2022**	**01/06/2022**	**01/07/2022**	**01/27/2022**	**01/06/2022**
Parameters	**Unit**					
Semi-volatile Organic Compounds (Continued)						
Pentachlorophenol	mg/L	<0.000079	<0.000079	<0.000079	<0.00079	<0.000079
Phenanthrene	mg/L	<0.000021	<0.000021	0.093	0.47	<0.000021
Phenol	mg/L	<0.000035	<0.000035	<0.000035	0.24	<0.000035
Pyrene	mg/L	<0.000019	0.00071	0.0022	0.11	0.00022
Metals						
Arsenic	mg/L	0.00191 J	0.0415	0.0796	0.0379	0.00295
Calcium	mg/L	64.9	--	--	--	--
Iron	mg/L	0.186 J	--	--	--	--
Magnesium	mg/L	13.4	--	--	--	--
Manganese	mg/L	0.0459	--	--	--	--
Potassium	mg/L	0.580	--	--	--	--
Sodium	mg/L	130	--	--	--	--
General Chemistry						
Alkalinity, bicarbonate	mg/L	--	--	--	--	--
Alkalinity, carbonate	mg/L	--	--	--	--	--
Alkalinity, total (as $CaCO_3$)	mg/L	--	--	--	--	--
Chloride	mg/L	--	--	--	--	--
Fluoride	mg/L	--	--	--	--	--
Nitrate (as N)	mg/L	--	--	--	--	--
Nitrite (as N)	mg/L	--	--	--	--	--
Nitrite/Nitrate	mg/L	--	--	--	--	--
Sulfate	mg/L	--	--	--	--	--

Table 2

Analytical Results Summary
HWPW - Semi-Annual Site-Wide Monitoring
Union Pacific Railroad (UPRR)/Houston, TX-Wood Preserving Works
Houston, Texas
January and March 2022

	Location ID:	**MW-44A**	**MW-44C**	**MW-45C**	**MW-46C**	**MW-47A**
	Sample Name:	**WG-1620-MW44A-20220125**	**WG-1620-MW44C-20220110**	**WG-1620-MW45C-20220125**	**WG-1620-MW46C-20220110**	**WG-1620-MW47A-20220111**
	Sample Date:	**01/25/2022**	**01/10/2022**	**01/25/2022**	**01/10/2022**	**01/11/2022**
Parameters	**Unit**					
Volatile Organic Compounds						
1,2-Dichloroethane	mg/L	<0.00020	<0.00020	<0.00020	<0.0010	<0.00020
Benzene	mg/L	<0.00020	<0.00020	0.00079 J	0.0035 J	<0.00020
Chlorobenzene	mg/L	<0.00030	<0.00030	<0.00030	<0.0015	<0.00030
Ethylbenzene	mg/L	<0.00030	<0.00030	0.0030	0.0059	<0.00030
Methylene chloride	mg/L	<0.0010	<0.0010	<0.0010	<0.0050	<0.0010
Toluene	mg/L	<0.00020	<0.00020	0.0022	<0.0010	<0.00020
Vinyl chloride	mg/L	--	--	--	--	--
Xylenes (total)	mg/L	<0.00030	<0.00030	0.0076	0.014	<0.00030
Semi-volatile Organic Compounds						
1,2-Diphenylhydrazine	mg/L	<0.000021	<0.000021	<0.000021	<0.00021	<0.000021
2,4-Dimethylphenol	mg/L	<0.000040	0.00023	0.0048	0.016	<0.000040
2,4-Dinitrotoluene	mg/L	<0.000058	<0.000058	<0.000058	<0.00058	<0.000058
2,6-Dinitrotoluene	mg/L	<0.000042	<0.000042	<0.000042	<0.00042	<0.000042
2-Chloronaphthalene	mg/L	<0.000021	<0.000021	<0.000021	<0.00021	<0.000021
2-Methylnaphthalene	mg/L	0.000030 J	0.00036	0.043	0.053	<0.000019
4,6-Dinitro-2-methylphenol	mg/L	<0.000020	<0.000020	<0.000020	<0.00020	<0.000020
4-Nitrophenol	mg/L	<0.000047	<0.000047	<0.000047	<0.00047	<0.000047
Acenaphthene	mg/L	0.070	0.00014	0.026	0.055	<0.000027
Acenaphthylene	mg/L	0.00030	<0.000015	0.00047	0.00087 J	<0.000015
Anthracene	mg/L	0.00025	0.000035 J	0.0051	0.081	<0.000014
Benzo(a)anthracene	mg/L	0.000057 J	<0.000050	0.0030	0.0036	<0.000050
Benzo(a)pyrene	mg/L	<0.000020	<0.000020	0.00096	0.0013	<0.000020
bis(2-Chloroethoxy)methane	mg/L	<0.000030	<0.000030	<0.000030	<0.00030	<0.000030
bis(2-Ethylhexyl)phthalate (DEHP)	mg/L	<0.000037	0.000078 J	<0.000037	0.0020	0.000088 J
Chrysene	mg/L	0.000041 J	<0.000021	0.0028	0.0032	<0.000021
Di-n-butylphthalate (DBP)	mg/L	<0.000020	<0.000020	<0.000020	<0.00020	<0.000020
Dibenzofuran	mg/L	<0.000020	0.00013	0.021	0.052	<0.000020
Fluoranthene	mg/L	0.0038	0.000091 J	0.014	0.022	<0.000010
Fluorene	mg/L	0.015	0.000087 J	0.014	0.047	<0.000030
N-Nitrosodiphenylamine	mg/L	<0.000025	<0.000025	<0.000025	<0.00025	<0.000025
Naphthalene	mg/L	<0.00023	0.0034	0.87	0.18	<0.000058
Nitrobenzene	mg/L	<0.000024	<0.000024	<0.000024	<0.00024	<0.000024

Table 2

Analytical Results Summary
HWPW - Semi-Annual Site-Wide Monitoring
Union Pacific Railroad (UPRR)/Houston, TX-Wood Preserving Works
Houston, Texas
January and March 2022

	Location ID:	**MW-44A**	**MW-44C**	**MW-45C**	**MW-46C**	**MW-47A**
	Sample Name:	**WG-1620-MW44A-20220125**	**WG-1620-MW44C-20220110**	**WG-1620-MW45C-20220125**	**WG-1620-MW46C-20220110**	**WG-1620-MW47A-20220111**
	Sample Date:	**01/25/2022**	**01/10/2022**	**01/25/2022**	**01/10/2022**	**01/11/2022**
Parameters	**Unit**					
Semi-volatile Organic Compounds (Continued)						
Pentachlorophenol	mg/L	<0.000079	<0.000079	<0.000079	<0.00079	<0.000079
Phenanthrene	mg/L	<0.000021	0.00014	0.027	0.099	<0.000021
Phenol	mg/L	<0.000035	<0.000035	0.0010	<0.00035	<0.000035
Pyrene	mg/L	0.0034	0.000065 J	0.0071	0.014	<0.000019
Metals						
Arsenic	mg/L	0.00916	0.0151	0.200	0.00110 J	0.00256
Calcium	mg/L	93.9	--	--	--	106
Iron	mg/L	3.11	--	--	--	0.0700 J
Magnesium	mg/L	25.3	--	--	--	27.5
Manganese	mg/L	0.641	--	--	--	0.310
Potassium	mg/L	0.312	--	--	--	<0.423
Sodium	mg/L	106	--	--	--	83.8
General Chemistry						
Alkalinity, bicarbonate	mg/L	532	--	--	--	469
Alkalinity, carbonate	mg/L	<5.00	--	--	--	<5.00
Alkalinity, total (as $CaCO_3$)	mg/L	532	--	--	--	469
Chloride	mg/L	47.2	--	--	--	23.4
Fluoride	mg/L	0.707	--	--	--	0.947
Nitrate (as N)	mg/L	0.0456 J	--	--	--	0.118
Nitrite (as N)	mg/L	0.0827 J	--	--	--	0.188
Nitrite/Nitrate	mg/L	0.128	--	--	--	0.306
Sulfate	mg/L	20.5	--	--	--	75.0

Table 2

Analytical Results Summary
HWPW - Semi-Annual Site-Wide Monitoring
Union Pacific Railroad (UPRR)/Houston, TX-Wood Preserving Works
Houston, Texas
January and March 2022

Location ID:		MW-47C	MW-48C	MW-49A	MW-49B	MW-50A
Sample Name:		WG-1620-MW47C-20220111	WG-1620-MW48C-20220124	WG-1620-MW49A-20220110	WG-1620-MW49B-20220107	WG-1620-MW50A-20220110
Sample Date:		01/11/2022	01/24/2022	01/10/2022	01/07/2022	01/10/2022
Parameters	**Unit**					
Volatile Organic Compounds						
1,2-Dichloroethane	mg/L	<0.00020	<0.00020	<0.00020	<0.0010	<0.00020
Benzene	mg/L	<0.00020	<0.00020	0.062	0.61	<0.00020
Chlorobenzene	mg/L	<0.00030	<0.00030	<0.00030	<0.0015	<0.00030
Ethylbenzene	mg/L	<0.00030	<0.00030	0.044	0.19	<0.00030
Methylene chloride	mg/L	<0.0010	<0.0010	<0.0010	<0.0050	<0.0010
Toluene	mg/L	<0.00020	<0.00020	0.014	0.64	<0.00020
Vinyl chloride	mg/L	--	--	--	--	--
Xylenes (total)	mg/L	<0.00030	<0.00030	0.095	0.51	<0.00030
Semi-volatile Organic Compounds						
1,2-Diphenylhydrazine	mg/L	<0.000021	<0.000021	<0.00021	<0.00021	<0.000021
2,4-Dimethylphenol	mg/L	<0.000040	<0.000040	0.35	12	<0.000040
2,4-Dinitrotoluene	mg/L	<0.000058	<0.000058	<0.00058	<0.00058	<0.000058
2,6-Dinitrotoluene	mg/L	<0.000042	<0.000042	<0.00042	<0.00042	<0.000042
2-Chloronaphthalene	mg/L	<0.000021	<0.000021	<0.00021	<0.00021	<0.000021
2-Methylnaphthalene	mg/L	<0.000019	<0.000019	0.13	0.64	<0.000019
4,6-Dinitro-2-methylphenol	mg/L	<0.000020	<0.000020	<0.00020	<0.00020	<0.000020
4-Nitrophenol	mg/L	<0.000047	<0.000047	<0.00047	<0.00047	<0.000047
Acenaphthene	mg/L	0.00010	<0.000027	0.12	0.46	<0.000027
Acenaphthylene	mg/L	<0.000015	<0.000015	0.0026	0.0078	<0.000015
Anthracene	mg/L	0.000046 J	<0.000014	0.023	0.074	<0.000014
Benzo(a)anthracene	mg/L	<0.000050	<0.000050	0.0097	0.010	<0.000050
Benzo(a)pyrene	mg/L	<0.000020	<0.000020	0.0077	0.0041	<0.000020
bis(2-Chloroethoxy)methane	mg/L	<0.000030	<0.000030	<0.00030	<0.00030	<0.000030
bis(2-Ethylhexyl)phthalate (DEHP)	mg/L	0.00026	<0.000037	<0.00037	0.0013 J	<0.000037
Chrysene	mg/L	<0.000021	<0.000021	0.010	0.0090	<0.000021
Di-n-butylphthalate (DBP)	mg/L	0.000038 J	<0.000020	<0.00020	<0.00020	<0.000020
Dibenzofuran	mg/L	0.000057 J	<0.000020	0.065	0.33	<0.000020
Fluoranthene	mg/L	0.00013	<0.000010	0.038	0.069	<0.000010
Fluorene	mg/L	0.000083 J	<0.000030	0.070	0.26	<0.000030
N-Nitrosodiphenylamine	mg/L	<0.000025	<0.000025	<0.00025	<0.00025	<0.000025
Naphthalene	mg/L	<0.000020	<0.000020	3.1	15	0.000082 J
Nitrobenzene	mg/L	<0.000024	<0.000024	<0.00024	<0.00024	<0.000024

Table 2

Analytical Results Summary
HWPW - Semi-Annual Site-Wide Monitoring
Union Pacific Railroad (UPRR)/Houston, TX-Wood Preserving Works
Houston, Texas
January and March 2022

	Location ID:	**MW-47C**	**MW-48C**	**MW-49A**	**MW-49B**	**MW-50A**
	Sample Name:	**WG-1620-MW47C-20220111**	**WG-1620-MW48C-20220124**	**WG-1620-MW49A-20220110**	**WG-1620-MW49B-20220107**	**WG-1620-MW50A-20220110**
	Sample Date:	**01/11/2022**	**01/24/2022**	**01/10/2022**	**01/07/2022**	**01/10/2022**
Parameters	**Unit**					
Semi-volatile Organic Compounds (Continued)						
Pentachlorophenol	mg/L	<0.000079	<0.000079	<0.00079	<0.00079	<0.000079
Phenanthrene	mg/L	0.00012	<0.000021	0.087	0.36	<0.000021
Phenol	mg/L	<0.000035	<0.000035	<0.00035	0.017	<0.000035
Pyrene	mg/L	0.000079 J	<0.000019	0.023	0.054	<0.000019
Metals						
Arsenic	mg/L	0.00185 J	<0.000400	0.00124 J	0.00368	<0.000400
Calcium	mg/L	--	--	42.3	--	52.6
Iron	mg/L	--	--	1.42	--	0.0303 J
Magnesium	mg/L	--	--	7.85	--	5.57
Manganese	mg/L	--	--	0.311	--	0.0332
Potassium	mg/L	--	--	1.20	--	1.92
Sodium	mg/L	--	--	45.9	--	9.96
General Chemistry						
Alkalinity, bicarbonate	mg/L	--	--	168	--	110
Alkalinity, carbonate	mg/L	--	--	<5.00	--	<5.00
Alkalinity, total (as $CaCO_3$)	mg/L	--	--	168	--	111
Chloride	mg/L	--	--	16.4	--	5.19
Fluoride	mg/L	--	--	--	--	--
Nitrate (as N)	mg/L	--	--	0.0437 J	--	1.82
Nitrite (as N)	mg/L	--	--	0.177	--	0.160
Nitrite/Nitrate	mg/L	--	--	--	--	--
Sulfate	mg/L	--	--	0.244 J	--	11.3

Table 2

Analytical Results Summary
HWPW - Semi-Annual Site-Wide Monitoring
Union Pacific Railroad (UPRR)/Houston, TX-Wood Preserving Works
Houston, Texas
January and March 2022

	Location ID:	**MW-50B**	**MW-51A**	**MW-51C**	**MW-53C**	**MW-54B**
	Sample Name:	**WG-1620-MW50B-20220106**	**WG-1620-MW51A-20220111**	**WG-1620-MW51C-20220107**	**WG-1620-MW53C-20220110**	**WG-1620-MW54B-20220120**
	Sample Date:	**01/06/2022**	**01/11/2022**	**01/07/2022**	**01/10/2022**	**01/20/2022**
Parameters	**Unit**					
Volatile Organic Compounds						
1,2-Dichloroethane	mg/L	<0.00020	<0.00020	<0.00020	<0.00020	<0.00020
Benzene	mg/L	<0.00020	<0.00020	<0.00020	<0.00020	<0.00020
Chlorobenzene	mg/L	<0.00030	<0.00030	<0.00030	<0.00030	<0.00030
Ethylbenzene	mg/L	<0.00030	<0.00030	<0.00030	<0.00030	<0.00030
Methylene chloride	mg/L	<0.0010	<0.0010	<0.0010	<0.0010	<0.0010
Toluene	mg/L	<0.00020	<0.00020	<0.00020	<0.00020	<0.00020
Vinyl chloride	mg/L	--	--	--	--	--
Xylenes (total)	mg/L	<0.00030	<0.00030	<0.00030	<0.00030	<0.00030
Semi-volatile Organic Compounds						
1,2-Diphenylhydrazine	mg/L	<0.000021	<0.000021	<0.000021	<0.000021	<0.000021
2,4-Dimethylphenol	mg/L	<0.000040	<0.000040	<0.000040	<0.000040	<0.000040
2,4-Dinitrotoluene	mg/L	<0.000058	<0.000058	<0.000058	<0.000058	<0.000058
2,6-Dinitrotoluene	mg/L	<0.000042	<0.000042	<0.000042	<0.000042	<0.000042
2-Chloronaphthalene	mg/L	<0.000021	<0.000021	<0.000021	<0.000021	<0.000021
2-Methylnaphthalene	mg/L	0.000038 J	0.00011	<0.000045	<0.000019	<0.000019
4,6-Dinitro-2-methylphenol	mg/L	<0.000020	<0.000020	<0.000020	<0.000020	<0.000020
4-Nitrophenol	mg/L	<0.000047	<0.000047	<0.000047	<0.000047	<0.000047
Acenaphthene	mg/L	0.000088 J	0.000055 J	<0.000027	<0.000027	<0.000027
Acenaphthylene	mg/L	<0.000015	<0.000015	<0.000015	<0.000015	<0.000015
Anthracene	mg/L	<0.000014	<0.000014	<0.000014	<0.000014	<0.000014
Benzo(a)anthracene	mg/L	<0.000050	<0.000050	<0.000050	<0.000050	<0.000050
Benzo(a)pyrene	mg/L	<0.000020	<0.000020	<0.000020	<0.000020	<0.000020
bis(2-Chloroethoxy)methane	mg/L	<0.000030	<0.000030	<0.000030	<0.000030	<0.000030
bis(2-Ethylhexyl)phthalate (DEHP)	mg/L	<0.000037	0.000074 J	0.000065 J	<0.000037	<0.000037
Chrysene	mg/L	<0.000021	<0.000021	<0.000021	<0.000021	<0.000021
Di-n-butylphthalate (DBP)	mg/L	<0.000020	<0.000020	<0.000020	<0.000020	<0.000020
Dibenzofuran	mg/L	0.000065 J	0.000060 J	<0.000020	<0.000020	<0.000020
Fluoranthene	mg/L	0.00020	<0.000010	<0.000010	<0.000010	<0.000010
Fluorene	mg/L	<0.000030	<0.000030	<0.000030	<0.000030	<0.000030
N-Nitrosodiphenylamine	mg/L	<0.000025	<0.000025	<0.000025	<0.000025	<0.000025
Naphthalene	mg/L	<0.00029	<0.00046	<0.00027	0.000047 J	<0.000020
Nitrobenzene	mg/L	<0.000024	<0.000024	<0.000024	<0.000024	<0.000024

Table 2

Analytical Results Summary
HWPW - Semi-Annual Site-Wide Monitoring
Union Pacific Railroad (UPRR)/Houston, TX-Wood Preserving Works
Houston, Texas
January and March 2022

	Location ID:	**MW-50B**	**MW-51A**	**MW-51C**	**MW-53C**	**MW-54B**
	Sample Name:	**WG-1620-MW50B-20220106**	**WG-1620-MW51A-20220111**	**WG-1620-MW51C-20220107**	**WG-1620-MW53C-20220110**	**WG-1620-MW54B-20220120**
	Sample Date:	**01/06/2022**	**01/11/2022**	**01/07/2022**	**01/10/2022**	**01/20/2022**
Parameters	**Unit**					
Semi-volatile Organic Compounds (Continued)						
Pentachlorophenol	mg/L	<0.000079	<0.000079	<0.000079	<0.000079	<0.000079
Phenanthrene	mg/L	<0.000021	0.000063 J	<0.000021	<0.000021	<0.000021
Phenol	mg/L	<0.000035	<0.000035	<0.000035	<0.000035	<0.000035
Pyrene	mg/L	0.00014	<0.000019	<0.000019	<0.000019	<0.000019
Metals						
Arsenic	mg/L	0.00950	0.00471	<0.000400	0.000504 J	0.00160 J
Calcium	mg/L	--	94.2	--	--	62.2
Iron	mg/L	--	1.31	--	--	0.449
Magnesium	mg/L	--	28.4	--	--	11.9
Manganese	mg/L	--	2.67	--	--	0.0919
Potassium	mg/L	--	0.621	--	--	5.95
Sodium	mg/L	--	62.4	--	--	72.0
General Chemistry						
Alkalinity, bicarbonate	mg/L	--	233	--	--	--
Alkalinity, carbonate	mg/L	--	<5.00	--	--	--
Alkalinity, total (as $CaCO_3$)	mg/L	--	233	--	--	--
Chloride	mg/L	--	3.07	--	--	--
Fluoride	mg/L	--	0.288	--	--	--
Nitrate (as N)	mg/L	--	0.268	--	--	--
Nitrite (as N)	mg/L	--	0.222	--	--	--
Nitrite/Nitrate	mg/L	--	0.489	--	--	--
Sulfate	mg/L	--	21.8	--	--	--

Table 2

Analytical Results Summary
HWPW - Semi-Annual Site-Wide Monitoring
Union Pacific Railroad (UPRR)/Houston, TX-Wood Preserving Works
Houston, Texas
January and March 2022

Location ID:		MW-54C	MW-54C	MW-57A	MW-57B	MW-58A	MW-59A
Sample Name:		WG-1620-MW54C-20220110	WG-1620-FD01-20220110	WG-1620-MW57A-20220126	WG-1620-MW57B-20220113	WG-1620-MW58A-20220126	WG-1620-MW59A-20220112
Sample Date:		01/10/2022	01/10/2022	01/26/2022	01/13/2022	01/26/2022	01/12/2022
			Duplicate				
Parameters	**Unit**						
Volatile Organic Compounds							
1,2-Dichloroethane	mg/L	<0.00020	<0.00020	<0.00020	<0.0010	<0.00020	<0.00020
Benzene	mg/L	<0.00020	<0.00020	0.0020	0.94	0.0016	<0.00020
Chlorobenzene	mg/L	<0.00030	<0.00030	<0.00030	<0.0015	<0.00030	<0.00030
Ethylbenzene	mg/L	<0.00030	<0.00030	0.00076 J	0.31	0.00079 J	<0.00030
Methylene chloride	mg/L	<0.0010	<0.0010	<0.0010	<0.0050	<0.0010	<0.0010
Toluene	mg/L	<0.00020	<0.00020	<0.00020	0.88	0.00048 J	<0.00020
Vinyl chloride	mg/L	--	--	--	--	--	--
Xylenes (total)	mg/L	<0.00030	<0.00030	0.0019	1.0	0.0052	<0.00030
Semi-volatile Organic Compounds							
1,2-Diphenylhydrazine	mg/L	<0.000021	<0.000021	<0.00021	<0.00021	<0.000021	<0.000021
2,4-Dimethylphenol	mg/L	<0.000040	<0.000040	0.025	3.9	<0.000040	0.000050 J
2,4-Dinitrotoluene	mg/L	<0.000058	<0.000058	<0.00058	<0.00058	<0.000058	<0.000058
2,6-Dinitrotoluene	mg/L	<0.000042	<0.000042	<0.00042	<0.00042	<0.000042	<0.000042
2-Chloronaphthalene	mg/L	<0.000021	<0.000021	<0.00021	<0.00021	<0.000021	<0.000021
2-Methylnaphthalene	mg/L	0.00060 J	0.0012 J	0.60	0.28	0.016	0.000069 J
4,6-Dinitro-2-methylphenol	mg/L	<0.000020	<0.000020	<0.00020	<0.00020	<0.000020	<0.000020
4-Nitrophenol	mg/L	<0.000047	<0.000047	<0.00047	<0.00047	<0.000047	<0.000047
Acenaphthene	mg/L	0.016 J	0.030 J	0.42	0.080	0.074	0.00013
Acenaphthylene	mg/L	0.00018 J	0.00033 J	0.0069	0.0022	0.00045	<0.000015
Anthracene	mg/L	0.00096 J	0.0021 J	0.24	0.010	0.0036	0.000037 J
Benzo(a)anthracene	mg/L	<0.000050	0.000054 J	0.034	0.00080 J	<0.000050	<0.000050
Benzo(a)pyrene	mg/L	<0.000020	0.000040 J	0.0074	<0.00020	<0.000020	<0.000020
bis(2-Chloroethoxy)methane	mg/L	<0.000030	<0.000030	<0.00030	<0.00030	<0.000030	<0.000030
bis(2-Ethylhexyl)phthalate (DEHP)	mg/L	<0.000037	0.000092 J	<0.00037	<0.00037	<0.000037	0.000056 J
Chrysene	mg/L	<0.000021	0.000068 J	0.035	0.00063 J	<0.000021	<0.000021
Di-n-butylphthalate (DBP)	mg/L	<0.000020	<0.000020	<0.00020	<0.00020	0.00022	<0.000020
Dibenzofuran	mg/L	0.0094 J	0.024 J	0.37	0.068	0.0091	0.000061 J
Fluoranthene	mg/L	0.0016 J	0.0033 J	0.32	0.0055	0.0033	0.00011
Fluorene	mg/L	0.0073 J	0.017 J	0.37	0.041	0.054	0.00011
N-Nitrosodiphenylamine	mg/L	<0.000025	<0.000025	<0.00025	<0.00025	<0.000025	<0.000025
Naphthalene	mg/L	0.0063 J	0.015 J	2.2	7.1	0.18	<0.00030
Nitrobenzene	mg/L	<0.000024	<0.000024	<0.00024	<0.00024	<0.000024	<0.000024

Table 2

Analytical Results Summary
HWPW - Semi-Annual Site-Wide Monitoring
Union Pacific Railroad (UPRR)/Houston, TX-Wood Preserving Works
Houston, Texas
January and March 2022

Location ID:		MW-54C	MW-54C	MW-57A	MW-57B	MW-58A	MW-59A
Sample Name:		WG-1620-MW54C-20220110	WG-1620-FD01-20220110	WG-1620-MW57A-20220126	WG-1620-MW57B-20220113	WG-1620-MW58A-20220126	WG-1620-MW59A-20220112
Sample Date:		01/10/2022	01/10/2022	01/26/2022	01/13/2022	01/26/2022	01/12/2022
			Duplicate				
Parameters	**Unit**						
Semi-volatile Organic Compounds (Continued)							
Pentachlorophenol	mg/L	<0.000079	<0.000079	<0.00079	<0.00079	<0.000079	<0.000079
Phenanthrene	mg/L	0.0026 J	0.0058 J	0.92	0.033	0.025	0.00023
Phenol	mg/L	<0.000035	<0.000035	<0.00035	0.47	<0.000035	<0.000035
Pyrene	mg/L	0.00081 J	0.0016 J	0.20	0.0032	0.0014	0.000074 J
Metals							
Arsenic	mg/L	0.00100 J	0.000994 J	0.0413	0.00280	0.00188 J	0.00565
Calcium	mg/L	--	--	75.7	--	104	42.0
Iron	mg/L	--	--	8.69	--	3.78	1.12
Magnesium	mg/L	--	--	12.7	--	21.2	11.5
Manganese	mg/L	--	--	0.647	--	2.84	0.425
Potassium	mg/L	--	--	1.23	--	1.36	1.82
Sodium	mg/L	--	--	49.5	--	28.8	52.0
General Chemistry							
Alkalinity, bicarbonate	mg/L	--	--	366	--	445	253
Alkalinity, carbonate	mg/L	--	--	<5.00	--	<5.00	<5.00
Alkalinity, total (as $CaCO_3$)	mg/L	--	--	366	--	445	253
Chloride	mg/L	--	--	5.34	--	5.71	15.3
Fluoride	mg/L	--	--	0.397	--	0.742	0.368
Nitrate (as N)	mg/L	--	--	0.0637 J	--	0.0652 J	0.0581 J
Nitrite (as N)	mg/L	--	--	<0.0300	--	<0.0300	0.190 JL
Nitrite/Nitrate	mg/L	--	--	0.0637 J	--	0.0652 J	0.248
Sulfate	mg/L	--	--	2.97	--	0.467 J	23.7

Table 2

Analytical Results Summary
HWPW - Semi-Annual Site-Wide Monitoring
Union Pacific Railroad (UPRR)/Houston, TX-Wood Preserving Works
Houston, Texas
January and March 2022

Location ID:		MW-59B	MW-59D	MW-59D	MW-60AR	MW-60B
Sample Name:		WG-1620-MW59B-20220112	WG-1620-MW59D-20220126	WG-1620-FD06-20220126	WG-1620-MW60AR-20220111	WG-1620-MW60B-20220111
Sample Date:		01/12/2022	01/26/2022	01/26/2022	01/11/2022	01/11/2022
				Duplicate		
Parameters	**Unit**					
Volatile Organic Compounds						
1,2-Dichloroethane	mg/L	<0.00020	<0.00020	<0.00020	<0.00020	<0.00020
Benzene	mg/L	<0.00020	<0.00020	<0.00020	<0.00020	<0.00020
Chlorobenzene	mg/L	<0.00030	<0.00030	<0.00030	<0.00030	<0.00030
Ethylbenzene	mg/L	<0.00030	<0.00030	<0.00030	<0.00030	<0.00030
Methylene chloride	mg/L	<0.0010	<0.0010	<0.0010	<0.0010	<0.0010
Toluene	mg/L	<0.00020	<0.00020	<0.00020	<0.00020	<0.00020
Vinyl chloride	mg/L	--	--	--	--	--
Xylenes (total)	mg/L	<0.00030	<0.00030	<0.00030	<0.00030	<0.00030
Semi-volatile Organic Compounds						
1,2-Diphenylhydrazine	mg/L	<0.000021	<0.000021	<0.000021	<0.000021	<0.000021
2,4-Dimethylphenol	mg/L	<0.000040	<0.000040	<0.000040	0.00011 J	<0.000040
2,4-Dinitrotoluene	mg/L	<0.000058	<0.000058	<0.000058	<0.000058	<0.000058
2,6-Dinitrotoluene	mg/L	<0.000042	<0.000042	<0.000042	<0.000042	<0.000042
2-Chloronaphthalene	mg/L	<0.000021	<0.000021	<0.000021	<0.000021	<0.000021
2-Methylnaphthalene	mg/L	<0.000019	<0.000019	<0.000019	<0.000019	<0.000019
4,6-Dinitro-2-methylphenol	mg/L	<0.000020	<0.000020	<0.000020	<0.000020	<0.000020
4-Nitrophenol	mg/L	<0.000047	<0.000047	<0.000047	<0.000047	<0.000047
Acenaphthene	mg/L	<0.000027	<0.000027	<0.000027	0.000037 J	<0.000027
Acenaphthylene	mg/L	<0.000015	<0.000015	<0.000015	<0.000015	<0.000015
Anthracene	mg/L	<0.000014	<0.000014	<0.000014	<0.000014	<0.000014
Benzo(a)anthracene	mg/L	<0.000050	<0.000050	<0.000050	<0.000050	<0.000050
Benzo(a)pyrene	mg/L	<0.000020	<0.000020	<0.000020	<0.000020	<0.000020
bis(2-Chloroethoxy)methane	mg/L	<0.000030	<0.000030	<0.000030	<0.000030	<0.000030
bis(2-Ethylhexyl)phthalate (DEHP)	mg/L	<0.000037	0.000081 J	0.000075 J	0.00015 J	<0.000037
Chrysene	mg/L	<0.000021	<0.000021	<0.000021	<0.000021	<0.000021
Di-n-butylphthalate (DBP)	mg/L	<0.000020	0.000046 J	<0.000020	<0.000020	<0.000020
Dibenzofuran	mg/L	<0.000020	<0.000020	<0.000020	<0.000020	<0.000020
Fluoranthene	mg/L	<0.000010	<0.000010	<0.000010	<0.000010	<0.000010
Fluorene	mg/L	<0.000030	<0.000030	<0.000030	0.000032 J	<0.000030
N-Nitrosodiphenylamine	mg/L	<0.000025	<0.000025	<0.000025	<0.000025	<0.000025
Naphthalene	mg/L	<0.00013	<0.000020	<0.000020	<0.00014	<0.000020
Nitrobenzene	mg/L	<0.000024	<0.000024	<0.000024	<0.000024	<0.000024

Table 2

Analytical Results Summary
HWPW - Semi-Annual Site-Wide Monitoring
Union Pacific Railroad (UPRR)/Houston, TX-Wood Preserving Works
Houston, Texas
January and March 2022

Location ID:		MW-59B	MW-59D	MW-59D	MW-60AR	MW-60B
Sample Name:		WG-1620-MW59B-20220112	WG-1620-MW59D-20220126	WG-1620-FD06-20220126	WG-1620-MW60AR-20220111	WG-1620-MW60B-20220111
Sample Date:		01/12/2022	01/26/2022	01/26/2022	01/11/2022	01/11/2022
				Duplicate		
Parameters	**Unit**					
Semi-volatile Organic Compounds (Continued)						
Pentachlorophenol	mg/L	<0.000079	<0.000079	<0.000079	<0.000079	<0.000079
Phenanthrene	mg/L	<0.000021	<0.000021	<0.000021	<0.000021	<0.000021
Phenol	mg/L	<0.000035	<0.000035	<0.000035	<0.000035	<0.000035
Pyrene	mg/L	<0.000019	<0.000019	<0.000019	<0.000019	<0.000019
Metals						
Arsenic	mg/L	0.00140 J	0.00172 J	0.00149 J	0.00100 J	0.00387
Calcium	mg/L	--	--	--	87.1	--
Iron	mg/L	--	--	--	0.0305 J	--
Magnesium	mg/L	--	--	--	35.6	--
Manganese	mg/L	--	--	--	0.670	--
Potassium	mg/L	--	--	--	0.873	--
Sodium	mg/L	--	--	--	141	--
General Chemistry						
Alkalinity, bicarbonate	mg/L	--	--	--	548	--
Alkalinity, carbonate	mg/L	--	--	--	<5.00	--
Alkalinity, total (as $CaCO_3$)	mg/L	--	--	--	548	--
Chloride	mg/L	--	--	--	31.7	--
Fluoride	mg/L	--	--	--	0.954	--
Nitrate (as N)	mg/L	--	--	--	0.0732 J	--
Nitrite (as N)	mg/L	--	--	--	<0.0300	--
Nitrite/Nitrate	mg/L	--	--	--	0.0732 J	--
Sulfate	mg/L	--	--	--	101	--

Table 2

Analytical Results Summary
HWPW - Semi-Annual Site-Wide Monitoring
Union Pacific Railroad (UPRR)/Houston, TX-Wood Preserving Works
Houston, Texas
January and March 2022

	Location ID:	**MW-61A**	**MW-61B**	**MW-62B**	**MW-63B**	**MW-64A**
	Sample Name:	**WG-1620-MW61A-20220112**	**WG-1620-MW61B-20220112**	**WG-1620-MW62B-20220124**	**WG-1620-MW63B-20220114**	**WG-1620-MW64A-20220125**
	Sample Date:	**01/12/2022**	**01/12/2022**	**01/24/2022**	**01/14/2022**	**01/25/2022**
Parameters	**Unit**					
Volatile Organic Compounds						
1,2-Dichloroethane	mg/L	<0.00020	<0.00020	<0.00020	<0.0010	<0.00020
Benzene	mg/L	<0.00020	<0.00020	<0.00020	0.21	<0.00020
Chlorobenzene	mg/L	<0.00030	<0.00030	<0.00030	<0.0015	<0.00030
Ethylbenzene	mg/L	<0.00030	<0.00030	<0.00030	0.0061	<0.00030
Methylene chloride	mg/L	<0.0010	<0.0010	<0.0010	<0.0050	<0.0010
Toluene	mg/L	<0.00020	<0.00020	<0.00020	0.0021 J	<0.00020
Vinyl chloride	mg/L	--	--	--	--	--
Xylenes (total)	mg/L	<0.00030	<0.00030	<0.00030	0.018	<0.00030
Semi-volatile Organic Compounds						
1,2-Diphenylhydrazine	mg/L	<0.000021	<0.000021	<0.000021	<0.000021	<0.000021
2,4-Dimethylphenol	mg/L	<0.000040	<0.000040	<0.000040	<0.000040	<0.000040
2,4-Dinitrotoluene	mg/L	<0.000058	<0.000058	<0.000058	<0.000058	<0.000058
2,6-Dinitrotoluene	mg/L	<0.000042	<0.000042	<0.000042	<0.000042	<0.000042
2-Chloronaphthalene	mg/L	<0.000021	<0.000021	<0.000021	<0.000021	<0.000021
2-Methylnaphthalene	mg/L	<0.000019	<0.000019	<0.000019	0.0099	<0.000019
4,6-Dinitro-2-methylphenol	mg/L	<0.000020	<0.000020	<0.000020	<0.000020	<0.000020
4-Nitrophenol	mg/L	<0.000047	<0.000047	<0.000047	<0.000047	<0.000047
Acenaphthene	mg/L	<0.000027	<0.000027	<0.000027	0.0054	<0.000027
Acenaphthylene	mg/L	<0.000015	<0.000015	<0.000015	0.000058 J	<0.000015
Anthracene	mg/L	<0.000014	<0.000014	<0.000014	0.00078	<0.000014
Benzo(a)anthracene	mg/L	<0.000050	<0.000050	<0.000050	<0.000050	<0.000050
Benzo(a)pyrene	mg/L	<0.000020	<0.000020	<0.000020	<0.000020	<0.000020
bis(2-Chloroethoxy)methane	mg/L	<0.000030	<0.000030	<0.000030	<0.000030	<0.000030
bis(2-Ethylhexyl)phthalate (DEHP)	mg/L	0.00011 J	<0.000037	<0.000037	<0.000037	<0.000037
Chrysene	mg/L	<0.000021	<0.000021	<0.000021	0.000042 J	<0.000021
Di-n-butylphthalate (DBP)	mg/L	<0.000020	<0.000020	<0.000020	<0.000020	<0.000020
Dibenzofuran	mg/L	<0.000020	<0.000020	<0.000020	0.0041	<0.000020
Fluoranthene	mg/L	0.000030 J	<0.000010	<0.000010	0.00047	<0.000010
Fluorene	mg/L	<0.000030	<0.000030	<0.000030	0.0021	<0.000030
N-Nitrosodiphenylamine	mg/L	<0.000025	<0.000025	<0.000025	<0.000025	<0.000025
Naphthalene	mg/L	<0.000020	<0.00011	<0.000020	0.49	<0.000020
Nitrobenzene	mg/L	<0.000024	<0.000024	<0.000024	<0.000024	<0.000024

Table 2

Analytical Results Summary
HWPW - Semi-Annual Site-Wide Monitoring
Union Pacific Railroad (UPRR)/Houston, TX-Wood Preserving Works
Houston, Texas
January and March 2022

	Location ID:	**MW-61A**	**MW-61B**	**MW-62B**	**MW-63B**	**MW-64A**
	Sample Name:	**WG-1620-MW61A-20220112**	**WG-1620-MW61B-20220112**	**WG-1620-MW62B-20220124**	**WG-1620-MW63B-20220114**	**WG-1620-MW64A-20220125**
	Sample Date:	**01/12/2022**	**01/12/2022**	**01/24/2022**	**01/14/2022**	**01/25/2022**
Parameters	**Unit**					
Semi-volatile Organic Compounds (Continued)						
Pentachlorophenol	mg/L	<0.000079	<0.000079	<0.000079	<0.000079	<0.000079
Phenanthrene	mg/L	<0.000021	0.000065 J	<0.000021	0.0019	<0.000021
Phenol	mg/L	<0.000035	<0.000035	<0.000035	0.00029	<0.000035
Pyrene	mg/L	<0.000019	<0.000019	<0.000019	0.00027	<0.000019
Metals						
Arsenic	mg/L	0.000598 J	0.00302	0.00104 J	0.000659 J	0.00257
Calcium	mg/L	88.5	--	--	--	81.6
Iron	mg/L	0.683	--	--	--	0.461
Magnesium	mg/L	25.4	--	--	--	25.3
Manganese	mg/L	0.410	--	--	--	1.37
Potassium	mg/L	1.20	--	--	--	0.978
Sodium	mg/L	80.6	--	--	--	52.0
General Chemistry						
Alkalinity, bicarbonate	mg/L	429	--	--	--	77.5
Alkalinity, carbonate	mg/L	<5.00	--	--	--	<5.00
Alkalinity, total (as $CaCO_3$)	mg/L	429	--	--	--	77.5
Chloride	mg/L	14.4	--	--	--	23.6
Fluoride	mg/L	1.12	--	--	--	0.218
Nitrate (as N)	mg/L	0.120	--	--	--	0.113
Nitrite (as N)	mg/L	0.227 JL	--	--	--	0.105
Nitrite/Nitrate	mg/L	0.346	--	--	--	0.218
Sulfate	mg/L	65.0	--	--	--	6.92

Table 2

Analytical Results Summary
HWPW - Semi-Annual Site-Wide Monitoring
Union Pacific Railroad (UPRR)/Houston, TX-Wood Preserving Works
Houston, Texas
January and March 2022

	Location ID:	**MW-65D**	**MW-66D**	**MW-67B**	**MW-68A**	**MW-68B**
	Sample Name:	**WG-1620-MW65D-20220126**	**WG-1620-MW66D-20220126**	**WG-1620-MW67B-20220121**	**WG-1620-MW68A-20220120**	**WG-1620-MW68B-20220113**
	Sample Date:	**01/26/2022**	**01/26/2022**	**01/21/2022**	**01/20/2022**	**01/13/2022**
Parameters	**Unit**					
Volatile Organic Compounds						
1,2-Dichloroethane	mg/L	<0.00020	<0.00020	<0.00020	<0.00020	<0.0010
Benzene	mg/L	<0.00020	<0.00020	<0.00020	<0.00020	0.071
Chlorobenzene	mg/L	<0.00030	<0.00030	<0.00030	<0.00030	<0.0015
Ethylbenzene	mg/L	<0.00030	<0.00030	<0.00030	<0.00030	0.081
Methylene chloride	mg/L	<0.0010	<0.0010	<0.0010	<0.0010	<0.0050
Toluene	mg/L	<0.00020	<0.00020	<0.00020	<0.00020	0.046
Vinyl chloride	mg/L	--	--	--	--	--
Xylenes (total)	mg/L	<0.00030	<0.00030	<0.00030	<0.00030	0.48
Semi-volatile Organic Compounds						
1,2-Diphenylhydrazine	mg/L	<0.000021	<0.000021	<0.000021	<0.000021	<0.00021
2,4-Dimethylphenol	mg/L	<0.000040	<0.000040	<0.000040	<0.000040	0.021
2,4-Dinitrotoluene	mg/L	<0.000058	<0.000058	<0.000058	<0.000058	<0.00058
2,6-Dinitrotoluene	mg/L	<0.000042	<0.000042	<0.000042	<0.000042	<0.00042
2-Chloronaphthalene	mg/L	<0.000021	<0.000021	<0.000021	<0.000021	<0.00021
2-Methylnaphthalene	mg/L	<0.000019	<0.000019	<0.000019	<0.000019	0.29
4,6-Dinitro-2-methylphenol	mg/L	<0.000020	<0.000020	<0.000020	<0.000020	<0.00020
4-Nitrophenol	mg/L	<0.000047	<0.000047	<0.000047	<0.000047	<0.00047
Acenaphthene	mg/L	<0.000027	<0.000027	<0.000027	<0.000027	0.12
Acenaphthylene	mg/L	<0.000015	<0.000015	<0.000015	<0.000015	0.0010
Anthracene	mg/L	<0.000014	<0.000014	<0.000014	<0.000014	0.053
Benzo(a)anthracene	mg/L	<0.000050	<0.000050	<0.000050	<0.000050	0.0012
Benzo(a)pyrene	mg/L	<0.000020	<0.000020	<0.000020	<0.000020	0.00069 J
bis(2-Chloroethoxy)methane	mg/L	<0.000030	<0.000030	<0.000030	<0.000030	<0.00030
bis(2-Ethylhexyl)phthalate (DEHP)	mg/L	<0.000037	<0.000037	<0.000037	0.00015 J	<0.00037
Chrysene	mg/L	<0.000021	<0.000021	<0.000021	<0.000021	0.0040
Di-n-butylphthalate (DBP)	mg/L	<0.000020	<0.000020	<0.000020	<0.000020	<0.00020
Dibenzofuran	mg/L	<0.000020	<0.000020	<0.000020	<0.000020	0.12
Fluoranthene	mg/L	<0.000010	<0.000010	<0.000010	<0.000010	0.024
Fluorene	mg/L	<0.000030	<0.000030	<0.000030	<0.000030	0.072
N-Nitrosodiphenylamine	mg/L	<0.000025	<0.000025	<0.000025	<0.000025	<0.00025
Naphthalene	mg/L	<0.000020	<0.000020	<0.000020	<0.000020	2.9
Nitrobenzene	mg/L	<0.000024	<0.000024	<0.000024	<0.000024	<0.00024

Table 2

Analytical Results Summary
HWPW - Semi-Annual Site-Wide Monitoring
Union Pacific Railroad (UPRR)/Houston, TX-Wood Preserving Works
Houston, Texas
January and March 2022

	Location ID:	**MW-65D**	**MW-66D**	**MW-67B**	**MW-68A**	**MW-68B**
	Sample Name:	**WG-1620-MW65D-20220126**	**WG-1620-MW66D-20220126**	**WG-1620-MW67B-20220121**	**WG-1620-MW68A-20220120**	**WG-1620-MW68B-20220113**
	Sample Date:	**01/26/2022**	**01/26/2022**	**01/21/2022**	**01/20/2022**	**01/13/2022**
Parameters	**Unit**					
Semi-volatile Organic Compounds (Continued)						
Pentachlorophenol	mg/L	<0.000079	<0.000079	<0.000079	<0.000079	<0.00079
Phenanthrene	mg/L	<0.000021	<0.000021	<0.000021	<0.000021	0.093
Phenol	mg/L	<0.000035	<0.000035	<0.000035	<0.000035	0.0024
Pyrene	mg/L	<0.000019	<0.000019	<0.000019	<0.000019	0.015
Metals						
Arsenic	mg/L	0.00134 J	0.00140 J	<0.000400	0.129	0.00216
Calcium	mg/L	--	--	17.8	106	--
Iron	mg/L	--	--	0.0121 J	10.5	--
Magnesium	mg/L	--	--	0.609	23.2	--
Manganese	mg/L	--	--	0.00121 J	0.705	--
Potassium	mg/L	--	--	1.10	0.922	--
Sodium	mg/L	--	--	1.69	77.0	--
General Chemistry						
Alkalinity, bicarbonate	mg/L	--	--	--	370	--
Alkalinity, carbonate	mg/L	--	--	--	<5.00	--
Alkalinity, total (as $CaCO_3$)	mg/L	--	--	--	370	--
Chloride	mg/L	--	--	--	63.6	--
Fluoride	mg/L	--	--	--	0.699	--
Nitrate (as N)	mg/L	--	--	--	0.148	--
Nitrite (as N)	mg/L	--	--	--	<0.0300	--
Nitrite/Nitrate	mg/L	--	--	--	0.148	--
Sulfate	mg/L	--	--	--	58.7	--

Table 2

Analytical Results Summary
HWPW - Semi-Annual Site-Wide Monitoring
Union Pacific Railroad (UPRR)/Houston, TX-Wood Preserving Works
Houston, Texas
January and March 2022

Location ID:		MW-68C	MW-69A	MW-69A	MW-70B	MW-70C
Sample Name:		WG-1620-MW68C-20220113	WG-1620-MW69A-20220112	WG-1620-MW69A-20220112	WG-1620-MW70B-20220113	WG-1620-MW70C-20220113
Sample Date:		01/13/2022	01/12/2022	01/12/2022	01/13/2022	01/13/2022
Parameters	**Unit**					
Volatile Organic Compounds						
1,2-Dichloroethane	mg/L	<0.00020	<0.00020	--	<0.0010	<0.00020
Benzene	mg/L	<0.00020	<0.00020	--	1.9	<0.00020
Chlorobenzene	mg/L	<0.00030	<0.00030	--	<0.0015	<0.00030
Ethylbenzene	mg/L	<0.00030	<0.00030	--	0.70	<0.00030
Methylene chloride	mg/L	<0.0010	<0.0010	--	<0.0050	<0.0010
Toluene	mg/L	<0.00020	<0.00020	--	2.0	<0.00020
Vinyl chloride	mg/L	--	--	--	--	--
Xylenes (total)	mg/L	<0.00030	<0.00030	--	2.0	<0.00030
Semi-volatile Organic Compounds						
1,2-Diphenylhydrazine	mg/L	<0.000021	<0.00021	<0.000021	<0.0021	<0.000021
2,4-Dimethylphenol	mg/L	0.0012	0.026	<0.000040	8.5	<0.000040
2,4-Dinitrotoluene	mg/L	<0.000058	<0.00058	<0.000058	<0.0058	<0.000058
2,6-Dinitrotoluene	mg/L	<0.000042	<0.00042	<0.000042	<0.0042	<0.000042
2-Chloronaphthalene	mg/L	<0.000021	<0.00021	<0.000021	<0.0021	<0.000021
2-Methylnaphthalene	mg/L	0.00039	0.024	0.0014	4.8	<0.000019
4,6-Dinitro-2-methylphenol	mg/L	<0.000020	0.0021	<0.000020	<0.0020	<0.000020
4-Nitrophenol	mg/L	<0.000047	<0.00047	<0.000047	<0.0047	<0.000047
Acenaphthene	mg/L	0.00040	0.019	0.00065	2.6	<0.000027
Acenaphthylene	mg/L	<0.000015	<0.00015	<0.000015	0.047	<0.000015
Anthracene	mg/L	0.00051	0.0085	<0.000014	1.3	0.000098 J
Benzo(a)anthracene	mg/L	<0.000050	0.0033	<0.000050	0.17	<0.000050
Benzo(a)pyrene	mg/L	<0.000020	0.00085 J	<0.000020	0.039	<0.000020
bis(2-Chloroethoxy)methane	mg/L	<0.000030	<0.00030	<0.000030	<0.0030	<0.000030
bis(2-Ethylhexyl)phthalate (DEHP)	mg/L	<0.000037	<0.00037	0.000037 J	<0.0037	<0.000037
Chrysene	mg/L	<0.000021	0.0030	<0.000021	0.21	<0.000021
Di-n-butylphthalate (DBP)	mg/L	<0.000020	<0.00020	<0.000020	<0.0020	<0.000020
Dibenzofuran	mg/L	<0.00037	0.016	0.000021 J	2.5	<0.000020
Fluoranthene	mg/L	0.00023	0.021	<0.000010	1.9	0.000050 J
Fluorene	mg/L	0.00036	0.018	0.00027	2.3	0.000076 J
N-Nitrosodiphenylamine	mg/L	<0.000025	<0.00025	<0.000025	<0.0025	<0.000025
Naphthalene	mg/L	0.0051	0.13	0.000079 J	22	<0.00034
Nitrobenzene	mg/L	<0.000024	<0.00024	<0.000024	<0.0024	<0.000024

Table 2

Analytical Results Summary
HWPW - Semi-Annual Site-Wide Monitoring
Union Pacific Railroad (UPRR)/Houston, TX-Wood Preserving Works
Houston, Texas
January and March 2022

	Location ID:	**MW-68C**	**MW-69A**	**MW-69A**	**MW-70B**	**MW-70C**
	Sample Name:	**WG-1620-MW68C-20220113**	**WG-1620-MW69A-20220112**	**WG-1620-MW69A-20220112**	**WG-1620-MW70B-20220113**	**WG-1620-MW70C-20220113**
	Sample Date:	**01/13/2022**	**01/12/2022**	**01/12/2022**	**01/13/2022**	**01/13/2022**
Parameters	**Unit**					
Semi-volatile Organic Compounds (Continued)						
Pentachlorophenol	mg/L	<0.000079	<0.00079	<0.000079	<0.0079	<0.000079
Phenanthrene	mg/L	0.00043	0.047	<0.000021	5.8	0.00017
Phenol	mg/L	<0.000035	0.019	<0.000035	0.71	<0.000035
Pyrene	mg/L	0.00014	0.013	<0.000019	0.97	0.000032 J
Metals						
Arsenic	mg/L	0.000403 J	0.0189	--	0.00197 J	<0.000400
Calcium	mg/L	--	63.4	--	--	--
Iron	mg/L	--	4.61	--	--	--
Magnesium	mg/L	--	27.1	--	--	--
Manganese	mg/L	--	1.04	--	--	--
Potassium	mg/L	--	0.414	--	--	--
Sodium	mg/L	--	23.4	--	--	--
General Chemistry						
Alkalinity, bicarbonate	mg/L	--	321	--	--	--
Alkalinity, carbonate	mg/L	--	<5.00	--	--	--
Alkalinity, total (as $CaCO_3$)	mg/L	--	321	--	--	--
Chloride	mg/L	--	9.30	--	--	--
Fluoride	mg/L	--	1.06	--	--	--
Nitrate (as N)	mg/L	--	0.257	--	--	--
Nitrite (as N)	mg/L	--	0.244 JL	--	--	--
Nitrite/Nitrate	mg/L	--	0.502	--	--	--
Sulfate	mg/L	--	1.43	--	--	--

Table 2

Analytical Results Summary
HWPW - Semi-Annual Site-Wide Monitoring
Union Pacific Railroad (UPRR)/Houston, TX-Wood Preserving Works
Houston, Texas
January and March 2022

	Location ID:	**MW-71B**	**MW-72B**	**MW-74B**	**MW-76B**	**MW-76C**
	Sample Name:	**WG-1620-MW71B-20220112**	**WG-1620-MW72B-20220113**	**WG-1620-MW74B-20220112**	**WG-1620-MW76B-20220106**	**WG-1620-MW76C-20220106**
	Sample Date:	**01/12/2022**	**01/13/2022**	**01/12/2022**	**01/06/2022**	**01/06/2022**
Parameters	**Unit**					
Volatile Organic Compounds						
1,2-Dichloroethane	mg/L	<0.0020	<0.0010	<0.0010	<0.00020	<0.00020
Benzene	mg/L	0.0055 J	0.94	0.54	<0.00020	<0.00020
Chlorobenzene	mg/L	<0.0030	<0.0015	<0.0015	<0.00030	<0.00030
Ethylbenzene	mg/L	<0.0030	0.37	0.15	<0.00030	<0.00030
Methylene chloride	mg/L	0.012 J	<0.0050	0.0051 J	<0.0010	<0.0010
Toluene	mg/L	<0.0020	0.83	0.56	<0.00020	<0.00020
Vinyl chloride	mg/L	--	--	--	--	--
Xylenes (total)	mg/L	<0.0030	1.2	0.41	<0.00030	<0.00030
Semi-volatile Organic Compounds						
1,2-Diphenylhydrazine	mg/L	<0.000021	<0.00021	<0.00021	<0.000021	<0.000021
2,4-Dimethylphenol	mg/L	0.00073	10	2.7	<0.000040	<0.000040
2,4-Dinitrotoluene	mg/L	<0.000058	<0.00058	<0.00058	<0.000058	<0.000058
2,6-Dinitrotoluene	mg/L	<0.000042	<0.00042	<0.00042	<0.000042	<0.000042
2-Chloronaphthalene	mg/L	<0.000021	<0.00021	<0.00021	<0.000021	<0.000021
2-Methylnaphthalene	mg/L	<0.000019	0.48	2.5	0.000086 J	<0.000019
4,6-Dinitro-2-methylphenol	mg/L	<0.000020	<0.00020	<0.00020	<0.000020	<0.000020
4-Nitrophenol	mg/L	<0.000047	<0.00047	<0.00047	<0.000047	<0.000047
Acenaphthene	mg/L	0.0037	0.14	1.9	0.00017	<0.000027
Acenaphthylene	mg/L	0.000051 J	0.0031	0.042	<0.000015	<0.000015
Anthracene	mg/L	0.00057	0.012	0.85	<0.000014	<0.000014
Benzo(a)anthracene	mg/L	0.00028	<0.00050	0.29	<0.000050	<0.000050
Benzo(a)pyrene	mg/L	0.00012	<0.00020	0.074	<0.000020	<0.000020
bis(2-Chloroethoxy)methane	mg/L	<0.000030	<0.00030	<0.00030	<0.000030	<0.000030
bis(2-Ethylhexyl)phthalate (DEHP)	mg/L	<0.000037	<0.00037	<0.00037	<0.000037	<0.00011
Chrysene	mg/L	0.00031	<0.00021	0.35	<0.000021	<0.000021
Di-n-butylphthalate (DBP)	mg/L	<0.000020	<0.00020	<0.00020	<0.000020	0.000028 J
Dibenzofuran	mg/L	0.0028	0.088	1.6	0.000075 J	<0.000020
Fluoranthene	mg/L	0.00062	0.0012	1.9	<0.000010	<0.000010
Fluorene	mg/L	0.0028	0.054	1.9	0.000059 J	<0.000030
N-Nitrosodiphenylamine	mg/L	<0.000025	<0.00025	<0.00025	<0.000025	<0.000025
Naphthalene	mg/L	<0.00034	9.4	19	<0.00034	<0.00016
Nitrobenzene	mg/L	<0.000024	<0.00024	<0.00024	<0.000024	<0.000024

Table 2

Analytical Results Summary
HWPW - Semi-Annual Site-Wide Monitoring
Union Pacific Railroad (UPRR)/Houston, TX-Wood Preserving Works
Houston, Texas
January and March 2022

	Location ID:	**MW-71B**	**MW-72B**	**MW-74B**	**MW-76B**	**MW-76C**
	Sample Name:	**WG-1620-MW71B-20220112**	**WG-1620-MW72B-20220113**	**WG-1620-MW74B-20220112**	**WG-1620-MW76B-20220106**	**WG-1620-MW76C-20220106**
	Sample Date:	**01/12/2022**	**01/13/2022**	**01/12/2022**	**01/06/2022**	**01/06/2022**
Parameters	**Unit**					
Semi-volatile Organic Compounds (Continued)						
Pentachlorophenol	mg/L	<0.000079	<0.00079	<0.00079	<0.000079	<0.000079
Phenanthrene	mg/L	0.00064	0.035	4.8	<0.000021	0.000072 J
Phenol	mg/L	<0.000035	5.3	2.0	<0.000035	<0.000035
Pyrene	mg/L	0.00035	<0.00019	1.2	<0.000019	<0.000019
Metals						
Arsenic	mg/L	0.00120 J	0.00232	0.00239	0.000925 J	0.00171 J
Calcium	mg/L	--	--	--	--	--
Iron	mg/L	--	--	--	--	--
Magnesium	mg/L	--	--	--	--	--
Manganese	mg/L	--	--	--	--	--
Potassium	mg/L	--	--	--	--	--
Sodium	mg/L	--	--	--	--	--
General Chemistry						
Alkalinity, bicarbonate	mg/L	--	--	--	--	--
Alkalinity, carbonate	mg/L	--	--	--	--	--
Alkalinity, total (as $CaCO_3$)	mg/L	--	--	--	--	--
Chloride	mg/L	--	--	--	--	--
Fluoride	mg/L	--	--	--	--	--
Nitrate (as N)	mg/L	--	--	--	--	--
Nitrite (as N)	mg/L	--	--	--	--	--
Nitrite/Nitrate	mg/L	--	--	--	--	--
Sulfate	mg/L	--	--	--	--	--

Table 2

Analytical Results Summary
HWPW - Semi-Annual Site-Wide Monitoring
Union Pacific Railroad (UPRR)/Houston, TX-Wood Preserving Works
Houston, Texas
January and March 2022

	Location ID:	**MW-77A**	**MW-78A**	**MW-79A**	**MW-80B**	**MW-81B**
	Sample Name:	**WG-1620-MW77A-20220110**	**WG-1620-MW78A-20220110**	**WG-1620-MW79A-20220111**	**WG-1620-MW80B-20220106**	**WG-1620-MW81B-20220106**
	Sample Date:	**01/10/2022**	**01/10/2022**	**01/11/2022**	**01/06/2022**	**01/06/2022**
Parameters	**Unit**					
Volatile Organic Compounds						
1,2-Dichloroethane	mg/L	<0.0010	<0.0010	<0.0010	<0.00020	<0.00020
Benzene	mg/L	0.054	0.27	0.10	<0.00020	<0.00020
Chlorobenzene	mg/L	<0.0015	<0.0015	<0.0015	<0.00030	<0.00030
Ethylbenzene	mg/L	0.051	0.17	0.039	<0.00030	<0.00030
Methylene chloride	mg/L	<0.0050	<0.0050	<0.0050	<0.0010	<0.0010
Toluene	mg/L	0.0083	0.48	0.14	<0.00020	<0.00020
Vinyl chloride	mg/L	--	--	--	--	--
Xylenes (total)	mg/L	0.060	0.44	0.10	<0.00030	<0.00030
Semi-volatile Organic Compounds						
1,2-Diphenylhydrazine	mg/L	<0.000021	<0.00021	<0.00021	<0.000021	<0.000021
2,4-Dimethylphenol	mg/L	0.027	1.9	1.9	<0.000040	<0.000040
2,4-Dinitrotoluene	mg/L	<0.000058	<0.00058	<0.00058	<0.000058	<0.000058
2,6-Dinitrotoluene	mg/L	<0.000042	<0.00042	<0.00042	<0.000042	<0.000042
2-Chloronaphthalene	mg/L	<0.000021	<0.00021	<0.00021	<0.000021	<0.000021
2-Methylnaphthalene	mg/L	0.15	0.32	0.10	<0.000019	<0.000019
4,6-Dinitro-2-methylphenol	mg/L	<0.000020	0.0019 J	<0.00020	<0.000020	<0.000020
4-Nitrophenol	mg/L	<0.000047	<0.00047	<0.00047	<0.000047	<0.000047
Acenaphthene	mg/L	0.087	0.25	0.043	<0.000027	<0.000027
Acenaphthylene	mg/L	0.0013	0.0035	<0.00015	<0.000015	<0.000015
Anthracene	mg/L	0.0026	0.017	0.0027	<0.000014	<0.000014
Benzo(a)anthracene	mg/L	<0.000050	0.00068 J	<0.00050	<0.000050	<0.000050
Benzo(a)pyrene	mg/L	<0.000020	<0.00020	<0.00020	<0.000020	<0.000020
bis(2-Chloroethoxy)methane	mg/L	<0.000030	<0.00030	<0.00030	<0.000030	<0.000030
bis(2-Ethylhexyl)phthalate (DEHP)	mg/L	<0.000037	<0.00037	<0.00037	<0.000090	<0.000062
Chrysene	mg/L	<0.000021	0.00055 J	<0.00021	<0.000021	<0.000021
Di-n-butylphthalate (DBP)	mg/L	<0.000020	<0.00020	<0.00020	<0.000020	<0.000020
Dibenzofuran	mg/L	0.054	0.20	0.031	<0.000020	<0.000020
Fluoranthene	mg/L	0.00063	0.011	0.0014	<0.000010	<0.000010
Fluorene	mg/L	0.047	0.17	0.018	<0.000030	<0.000030
N-Nitrosodiphenylamine	mg/L	<0.000025	<0.00025	<0.00025	<0.000025	<0.000025
Naphthalene	mg/L	4.4	8.0	1.8	<0.00015	<0.00014
Nitrobenzene	mg/L	<0.000024	<0.00024	<0.00024	<0.000024	<0.000024

Table 2

Analytical Results Summary
HWPW - Semi-Annual Site-Wide Monitoring
Union Pacific Railroad (UPRR)/Houston, TX-Wood Preserving Works
Houston, Texas
January and March 2022

	Location ID:	**MW-77A**	**MW-78A**	**MW-79A**	**MW-80B**	**MW-81B**
	Sample Name:	**WG-1620-MW77A-20220110**	**WG-1620-MW78A-20220110**	**WG-1620-MW79A-20220111**	**WG-1620-MW80B-20220106**	**WG-1620-MW81B-20220106**
	Sample Date:	**01/10/2022**	**01/10/2022**	**01/11/2022**	**01/06/2022**	**01/06/2022**
Parameters	**Unit**					
Semi-volatile Organic Compounds (Continued)						
Pentachlorophenol	mg/L	<0.000079	<0.00079	<0.00079	<0.000079	<0.000079
Phenanthrene	mg/L	0.019	0.13	0.015	<0.000021	<0.000021
Phenol	mg/L	<0.000035	0.036	<0.00035	<0.000035	<0.000035
Pyrene	mg/L	0.00028	0.0054	0.00077 J	<0.000019	<0.000019
Metals						
Arsenic	mg/L	0.0239	0.0276	0.00832	0.00125 J	<0.000400
Calcium	mg/L	90.8	80.2	60.7	--	--
Iron	mg/L	4.05	14.7	5.06	--	--
Magnesium	mg/L	22.3	18.9	15.8	--	--
Manganese	mg/L	1.46	1.83	0.825	--	--
Potassium	mg/L	<0.314	5.91	4.34	--	--
Sodium	mg/L	106	144	32.1	--	--
General Chemistry						
Alkalinity, bicarbonate	mg/L	434	464	265	--	--
Alkalinity, carbonate	mg/L	<5.00	<5.00	<5.00	--	--
Alkalinity, total (as $CaCO_3$)	mg/L	434	464	265	--	--
Chloride	mg/L	125	145	20.6	--	--
Fluoride	mg/L	--	--	<0.0500	--	--
Nitrate (as N)	mg/L	0.0434 J	0.0447 J	0.0512 J	--	--
Nitrite (as N)	mg/L	<0.0300	<0.0300	0.185	--	--
Nitrite/Nitrate	mg/L	--	--	0.236	--	--
Sulfate	mg/L	<0.200	<0.200	0.734	--	--

Table 2

Analytical Results Summary
HWPW - Semi-Annual Site-Wide Monitoring
Union Pacific Railroad (UPRR)/Houston, TX-Wood Preserving Works
Houston, Texas
January and March 2022

Location ID:		MW-82B	MW-83B	MW-83B	MW-83C	MW-84A	MW-84B
Sample Name:		WG-1620-MW82B-20220121	WG-1620-MW83B-20220121	WG-1620-FD04-20220121	WG-1620-MW83C-20220121	WG-1620-MW84A-20220120	WG-1620-MW84B-20220121
Sample Date:		01/21/2022	01/21/2022	01/21/2022	01/21/2022	01/20/2022	01/21/2022
				Duplicate			
Parameters	**Unit**						
Volatile Organic Compounds							
1,2-Dichloroethane	mg/L	<0.00020	<0.00020	<0.00020	<0.00020	<0.00020	<0.00020
Benzene	mg/L	<0.00020	0.0089 J	0.033 J	<0.00020	<0.00020	<0.00020
Chlorobenzene	mg/L	<0.00030	<0.00030	<0.00030	<0.00030	<0.00030	<0.00030
Ethylbenzene	mg/L	0.00066 J	0.020 J	0.11 J	<0.00030	<0.00030	<0.00030
Methylene chloride	mg/L	<0.0010	<0.0010	<0.0010	<0.0010	<0.0010	<0.0010
Toluene	mg/L	<0.00020	0.0023 J	0.0090 J	<0.00020	<0.00020	<0.00020
Vinyl chloride	mg/L	--	--	--	--	--	--
Xylenes (total)	mg/L	<0.00030	0.026 J	0.12 J	<0.00030	<0.00030	<0.00030
Semi-volatile Organic Compounds							
1,2-Diphenylhydrazine	mg/L	<0.000021	<0.000021	<0.000021	<0.000021	<0.000021	<0.000021
2,4-Dimethylphenol	mg/L	<0.000040	<0.000040	<0.000040	<0.000040	<0.000040	<0.000040
2,4-Dinitrotoluene	mg/L	<0.000058	<0.000058	<0.000058	<0.000058	<0.000058	<0.000058
2,6-Dinitrotoluene	mg/L	<0.000042	<0.000042	<0.000042	<0.000042	<0.000042	<0.000042
2-Chloronaphthalene	mg/L	<0.000021	<0.000021	<0.000021	<0.000021	<0.000021	<0.000021
2-Methylnaphthalene	mg/L	<0.000019	0.083 J	0.15 J	<0.000019	<0.000019	<0.000019
4,6-Dinitro-2-methylphenol	mg/L	<0.000020	<0.000020	<0.000020	<0.000020	<0.000020	<0.000020
4-Nitrophenol	mg/L	<0.000047	<0.000047	<0.000047	<0.000047	<0.000047	<0.000047
Acenaphthene	mg/L	<0.000027	0.065 J	0.13 J	<0.000027	<0.000027	<0.000027
Acenaphthylene	mg/L	<0.000015	0.00038 J	0.00067 J	<0.000015	<0.000015	<0.000015
Anthracene	mg/L	<0.000014	0.0045 J	0.0061 J	<0.000014	<0.000014	<0.000014
Benzo(a)anthracene	mg/L	<0.000050	<0.000050	0.000072 J	<0.000050	<0.000050	<0.000050
Benzo(a)pyrene	mg/L	<0.000020	<0.000020	<0.000020	<0.000020	<0.000020	<0.000020
bis(2-Chloroethoxy)methane	mg/L	<0.000030	<0.000030	<0.000030	<0.000030	<0.000030	<0.000030
bis(2-Ethylhexyl)phthalate (DEHP)	mg/L	<0.000037	<0.000037	<0.000037	<0.000037	<0.000037	<0.000037
Chrysene	mg/L	<0.000021	0.000036 J	0.000070 J	<0.000021	<0.000021	<0.000021
Di-n-butylphthalate (DBP)	mg/L	<0.000020	0.000031 J	<0.000020	<0.000020	<0.000020	<0.000020
Dibenzofuran	mg/L	<0.000020	0.026 J	0.037 J	<0.000020	<0.000020	<0.000020
Fluoranthene	mg/L	<0.000010	0.0023 J	0.0040 J	<0.000010	<0.000010	<0.000010
Fluorene	mg/L	<0.000030	0.023 J	0.041 J	<0.000030	<0.000030	<0.000030
N-Nitrosodiphenylamine	mg/L	<0.000025	<0.000025	<0.000025	<0.000025	<0.000025	<0.000025
Naphthalene	mg/L	0.00010	1.2 J	2.1 J	0.00019	0.000063 J	<0.000020
Nitrobenzene	mg/L	<0.000024	<0.000024	<0.000024	<0.000024	<0.000024	<0.000024

Table 2

Analytical Results Summary
HWPW - Semi-Annual Site-Wide Monitoring
Union Pacific Railroad (UPRR)/Houston, TX-Wood Preserving Works
Houston, Texas
January and March 2022

	Location ID:	**MW-82B**	**MW-83B**	**MW-83B**	**MW-83C**	**MW-84A**	**MW-84B**
	Sample Name:	**WG-1620-MW82B-20220121**	**WG-1620-MW83B-20220121**	**WG-1620-FD04-20220121**	**WG-1620-MW83C-20220121**	**WG-1620-MW84A-20220120**	**WG-1620-MW84B-20220121**
	Sample Date:	**01/21/2022**	**01/21/2022**	**01/21/2022**	**01/21/2022**	**01/20/2022**	**01/21/2022**
				Duplicate			
Parameters	**Unit**						
Semi-volatile Organic Compounds (Continued)							
Pentachlorophenol	mg/L	<0.000079	<0.000079	<0.000079	<0.000079	<0.000079	<0.000079
Phenanthrene	mg/L	<0.000021	0.021 J	0.032 J	<0.000021	<0.000021	<0.000021
Phenol	mg/L	<0.000035	<0.000035	<0.000035	<0.000035	<0.000035	<0.000035
Pyrene	mg/L	<0.000019	0.0013 J	0.0030 J	<0.000019	<0.000019	<0.000019
Metals							
Arsenic	mg/L	0.00134 J	0.0423 J	0.0869 J	0.000440 J	0.00267	0.00177 J
Calcium	mg/L	168	158	161	2.17	98.0	144
Iron	mg/L	0.0233 J	5.25 J	12.4 J	<0.0120	0.358	0.228
Magnesium	mg/L	55.5	40.5	45.7	0.315	31.6	45.7
Manganese	mg/L	0.00763	0.311 J	0.452 J	<0.000700	0.219	0.0584
Potassium	mg/L	1.07	0.623 J	0.423 J	20.9	0.313	1.72
Sodium	mg/L	200	125	126	18.7	79.9	174
General Chemistry							
Alkalinity, bicarbonate	mg/L	--	--	--	--	467	--
Alkalinity, carbonate	mg/L	--	--	--	--	<5.00	--
Alkalinity, total (as $CaCO_3$)	mg/L	--	--	--	--	467	--
Chloride	mg/L	--	--	--	--	26.4	--
Fluoride	mg/L	--	--	--	--	0.974	--
Nitrate (as N)	mg/L	--	--	--	--	0.0496 J	--
Nitrite (as N)	mg/L	--	--	--	--	0.0645 J	--
Nitrite/Nitrate	mg/L	--	--	--	--	0.114	--
Sulfate	mg/L	--	--	--	--	84.8	--

Table 2

Analytical Results Summary
HWPW - Semi-Annual Site-Wide Monitoring
Union Pacific Railroad (UPRR)/Houston, TX-Wood Preserving Works
Houston, Texas
January and March 2022

Location ID:		MW-85C	MW-86C	MW-87C	MW-88A	MW-88B	MW-88C
Sample Name:		WG-1620-MW85C-20220106	WG-1620-MW86C-20220107	WG-1620-MW87C-20220111	WG-1620-MW88A-20220112	WG-1620-MW88B-20220114	WG-1620-MW88C-20220105
Sample Date:		01/06/2022	01/07/2022	01/11/2022	01/12/2022	01/14/2022	01/05/2022
Parameters	**Unit**						
Volatile Organic Compounds							
1,2-Dichloroethane	mg/L	<0.00020	<0.00020	<0.00020	<0.00020	<0.00020	<0.00020
Benzene	mg/L	<0.00020	<0.00020	<0.00020	<0.00020	<0.00020	<0.00020
Chlorobenzene	mg/L	<0.00030	<0.00030	<0.00030	<0.00030	<0.00030	<0.00030
Ethylbenzene	mg/L	<0.00030	<0.00030	<0.00030	<0.00030	<0.00030	<0.00030
Methylene chloride	mg/L	<0.0010	<0.0010	<0.0010	<0.0010	<0.0010	<0.0010
Toluene	mg/L	<0.00020	<0.00020	<0.00020	<0.00020	<0.00020	<0.00020
Vinyl chloride	mg/L	--	--	--	--	--	--
Xylenes (total)	mg/L	<0.00030	<0.00030	<0.00030	<0.00030	<0.00030	<0.00030
Semi-volatile Organic Compounds							
1,2-Diphenylhydrazine	mg/L	<0.000021	<0.000021	<0.000021	<0.000021	<0.000021	<0.000021
2,4-Dimethylphenol	mg/L	0.00049	<0.000040	<0.000040	0.000081 J	<0.000040	<0.000040
2,4-Dinitrotoluene	mg/L	<0.000058	<0.000058	<0.000058	<0.000058	<0.000058	<0.000058
2,6-Dinitrotoluene	mg/L	<0.000042	<0.000042	<0.000042	<0.000042	<0.000042	<0.000042
2-Chloronaphthalene	mg/L	<0.000021	<0.000021	<0.000021	<0.000021	<0.000021	<0.000021
2-Methylnaphthalene	mg/L	0.0013	<0.000019	<0.000019	0.000074 J	0.00015	<0.00015
4,6-Dinitro-2-methylphenol	mg/L	<0.000020	<0.000020	<0.000020	<0.000020	<0.000020	<0.000020
4-Nitrophenol	mg/L	<0.000047	<0.000047	<0.000047	<0.000047	<0.000047	<0.000047
Acenaphthene	mg/L	0.0025	<0.000027	<0.000027	0.00025	0.00012	<0.00012
Acenaphthylene	mg/L	0.000062 J	<0.000015	<0.000015	<0.000015	<0.000015	<0.000015
Anthracene	mg/L	0.0015	<0.000014	<0.000014	0.000016 J	0.000060 J	<0.000014
Benzo(a)anthracene	mg/L	0.00048	<0.000050	<0.000050	<0.000050	<0.000050	<0.000050
Benzo(a)pyrene	mg/L	0.00018	<0.000020	<0.000020	<0.000020	<0.000020	<0.000020
bis(2-Chloroethoxy)methane	mg/L	<0.000030	<0.000030	<0.000030	<0.000030	<0.000030	<0.000030
bis(2-Ethylhexyl)phthalate (DEHP)	mg/L	<0.00017	0.000058 J	0.000064 J	0.000051 J	<0.000037	0.000068 J
Chrysene	mg/L	0.00043	<0.000021	<0.000021	<0.000021	<0.000021	<0.000021
Di-n-butylphthalate (DBP)	mg/L	<0.000020	0.000065 J	<0.000020	0.000032 J	0.000025 J	<0.000020
Dibenzofuran	mg/L	0.0021	<0.000020	<0.000020	0.000079 J	0.00012	<0.000091
Fluoranthene	mg/L	0.0037	<0.000010	<0.000010	0.00020	0.000050 J	<0.000010
Fluorene	mg/L	0.0033	<0.000030	<0.000030	0.000069 J	0.000098 J	<0.000069
N-Nitrosodiphenylamine	mg/L	<0.000025	<0.000025	<0.000025	<0.000025	<0.000025	<0.000025
Naphthalene	mg/L	0.0056	<0.00017	<0.00012	<0.00014	0.00049	<0.0013
Nitrobenzene	mg/L	<0.000024	<0.000024	<0.000024	<0.000024	<0.000024	<0.000024

Table 2

Analytical Results Summary
HWPW - Semi-Annual Site-Wide Monitoring
Union Pacific Railroad (UPRR)/Houston, TX-Wood Preserving Works
Houston, Texas
January and March 2022

	Location ID:	**MW-85C**	**MW-86C**	**MW-87C**	**MW-88A**	**MW-88B**	**MW-88C**
	Sample Name:	**WG-1620-MW85C-20220106**	**WG-1620-MW86C-20220107**	**WG-1620-MW87C-20220111**	**WG-1620-MW88A-20220112**	**WG-1620-MW88B-20220114**	**WG-1620-MW88C-20220105**
	Sample Date:	**01/06/2022**	**01/07/2022**	**01/11/2022**	**01/12/2022**	**01/14/2022**	**01/05/2022**
Parameters	**Unit**						
Semi-volatile Organic Compounds (Continued)							
Pentachlorophenol	mg/L	0.00016 J	<0.000079	<0.000079	<0.000079	<0.000079	<0.000079
Phenanthrene	mg/L	0.014	<0.000047	<0.000021	0.000095 J	0.00017	<0.000021
Phenol	mg/L	<0.000035	<0.000035	<0.000035	<0.000035	<0.000035	<0.000035
Pyrene	mg/L	0.0023	<0.000019	<0.000019	0.00035	0.000038 J	<0.000019
Metals							
Arsenic	mg/L	0.0213	0.00505	<0.000400	0.00185 J	0.00512	0.000907 J
Calcium	mg/L	--	--	--	71.0	--	--
Iron	mg/L	--	--	--	0.0579 J	--	--
Magnesium	mg/L	--	--	--	26.6	--	--
Manganese	mg/L	--	--	--	0.563	--	--
Potassium	mg/L	--	--	--	0.258	--	--
Sodium	mg/L	--	--	--	121	--	--
General Chemistry							
Alkalinity, bicarbonate	mg/L	--	--	--	587	--	--
Alkalinity, carbonate	mg/L	--	--	--	<5.00	--	--
Alkalinity, total (as $CaCO_3$)	mg/L	--	--	--	587	--	--
Chloride	mg/L	--	--	--	10.5	--	--
Fluoride	mg/L	--	--	--	1.54	--	--
Nitrate (as N)	mg/L	--	--	--	0.0428 J	--	--
Nitrite (as N)	mg/L	--	--	--	0.265 JL	--	--
Nitrite/Nitrate	mg/L	--	--	--	0.308	--	--
Sulfate	mg/L	--	--	--	8.61	--	--

Table 2

Analytical Results Summary
HWPW - Semi-Annual Site-Wide Monitoring
Union Pacific Railroad (UPRR)/Houston, TX-Wood Preserving Works
Houston, Texas
January and March 2022

Location ID:		MW-89B	MW-90B	MW-91A	MW-91A	MW-92B	MW-93B
Sample Name:		WG-1620-MW89B-20220114	WG-1620-MW90B-20220114	WG-1620-MW91A-20220120	WG-1620-FD03-20220120	WG-1620-MW92B-20220114	WG-1620-MW93B-20220114
Sample Date:		01/14/2022	01/14/2022	01/20/2022	01/20/2022	01/14/2022	01/14/2022
					Duplicate		
Parameters	**Unit**						
Volatile Organic Compounds							
1,2-Dichloroethane	mg/L	<0.00020	<0.00020	<0.00020	<0.00020	<0.00020	<0.00020
Benzene	mg/L	<0.00020	<0.00020	<0.00020	<0.00020	<0.00020	<0.00020
Chlorobenzene	mg/L	<0.00030	<0.00030	<0.00030	<0.00030	<0.00030	<0.00030
Ethylbenzene	mg/L	<0.00030	<0.00030	<0.00030	<0.00030	<0.00030	<0.00030
Methylene chloride	mg/L	<0.0010	<0.0010	<0.0010	<0.0010	<0.0010	<0.0010
Toluene	mg/L	<0.00020	<0.00020	<0.00020	<0.00020	<0.00020	<0.00020
Vinyl chloride	mg/L	--	--	--	--	--	--
Xylenes (total)	mg/L	<0.00030	<0.00030	<0.00030	<0.00030	<0.00030	<0.00030
Semi-volatile Organic Compounds							
1,2-Diphenylhydrazine	mg/L	<0.000021	<0.000021	<0.000021	<0.000021	<0.000021	<0.000021
2,4-Dimethylphenol	mg/L	<0.000040	<0.000040	<0.000040	<0.000040	<0.000040	<0.000040
2,4-Dinitrotoluene	mg/L	<0.000058	<0.000058	<0.000058	<0.000058	<0.000058	<0.000058
2,6-Dinitrotoluene	mg/L	<0.000042	<0.000042	<0.000042	<0.000042	<0.000042	<0.000042
2-Chloronaphthalene	mg/L	<0.000021	<0.000021	<0.000021	<0.000021	<0.000021	<0.000021
2-Methylnaphthalene	mg/L	0.00052	<0.000019	<0.000019	<0.000019	0.00024	<0.000019
4,6-Dinitro-2-methylphenol	mg/L	<0.000020	<0.000020	<0.000020	<0.000020	<0.000020	<0.000020
4-Nitrophenol	mg/L	<0.000047	<0.000047	<0.000047	<0.000047	<0.000047	<0.000047
Acenaphthene	mg/L	0.00013	<0.000027	<0.000027	<0.000027	0.00016	<0.000027
Acenaphthylene	mg/L	<0.000015	<0.000015	<0.000015	<0.000015	<0.000015	<0.000015
Anthracene	mg/L	0.000032 J	<0.000014	<0.000014	<0.000014	0.00026	<0.000014
Benzo(a)anthracene	mg/L	<0.000050	<0.000050	<0.000050	<0.000050	<0.000050	<0.000050
Benzo(a)pyrene	mg/L	<0.000020	<0.000020	<0.000020	<0.000020	<0.000020	<0.000020
bis(2-Chloroethoxy)methane	mg/L	<0.000030	<0.000030	<0.000030	<0.000030	<0.000030	<0.000030
bis(2-Ethylhexyl)phthalate (DEHP)	mg/L	<0.000037	<0.000037	<0.000037	<0.000037	<0.000037	<0.000037
Chrysene	mg/L	<0.000021	<0.000021	<0.000021	<0.000021	<0.000021	<0.000021
Di-n-butylphthalate (DBP)	mg/L	<0.000020	<0.000020	<0.000020	<0.000020	<0.000020	<0.000020
Dibenzofuran	mg/L	0.00016	<0.000020	<0.000020	<0.000020	0.00038	<0.000020
Fluoranthene	mg/L	<0.000010	<0.000010	<0.000010	<0.000010	0.000087 J	<0.000010
Fluorene	mg/L	0.000077 J	<0.000030	<0.000030	<0.000030	0.00020	<0.000030
N-Nitrosodiphenylamine	mg/L	<0.000025	<0.000025	<0.000025	<0.000025	<0.000025	<0.000025
Naphthalene	mg/L	0.0034	0.00011	<0.000020	<0.000020	0.0050	0.00014
Nitrobenzene	mg/L	<0.000024	<0.000024	<0.000024	<0.000024	<0.000024	<0.000024

Table 2

Analytical Results Summary
HWPW - Semi-Annual Site-Wide Monitoring
Union Pacific Railroad (UPRR)/Houston, TX-Wood Preserving Works
Houston, Texas
January and March 2022

	Location ID:	**MW-89B**	**MW-90B**	**MW-91A**	**MW-91A**	**MW-92B**	**MW-93B**
	Sample Name:	**WG-1620-MW89B-20220114**	**WG-1620-MW90B-20220114**	**WG-1620-MW91A-20220120**	**WG-1620-FD03-20220120**	**WG-1620-MW92B-20220114**	**WG-1620-MW93B-20220114**
	Sample Date:	**01/14/2022**	**01/14/2022**	**01/20/2022**	**01/20/2022**	**01/14/2022**	**01/14/2022**
					Duplicate		
Parameters	**Unit**						
Semi-volatile Organic Compounds (Continued)							
Pentachlorophenol	mg/L	<0.000079	<0.000079	<0.000079	<0.000079	<0.000079	<0.000079
Phenanthrene	mg/L	0.00015	<0.000021	<0.000021	<0.000021	0.00028	<0.000021
Phenol	mg/L	<0.000035	<0.000035	<0.000035	<0.000035	<0.000035	<0.000035
Pyrene	mg/L	<0.000019	<0.000019	<0.000019	<0.000019	0.000061 J	<0.000019
Metals							
Arsenic	mg/L	0.000936 J	0.0106	0.0188	0.0206	0.00324	0.00952
Calcium	mg/L	--	--	94.0	92.7	--	--
Iron	mg/L	--	--	2.58	2.83	--	--
Magnesium	mg/L	--	--	26.0	26.2	--	--
Manganese	mg/L	--	--	0.265	0.264	--	--
Potassium	mg/L	--	--	0.999	0.896	--	--
Sodium	mg/L	--	--	54.5	54.6	--	--
General Chemistry							
Alkalinity, bicarbonate	mg/L	--	--	397	404	--	--
Alkalinity, carbonate	mg/L	--	--	<5.00	<5.00	--	--
Alkalinity, total (as $CaCO_3$)	mg/L	--	--	397	404	--	--
Chloride	mg/L	--	--	29.8	31.9	--	--
Fluoride	mg/L	--	--	0.675	0.731	--	--
Nitrate (as N)	mg/L	--	--	0.0537 J	0.0524 J	--	--
Nitrite (as N)	mg/L	--	--	0.0521 J	<0.0300	--	--
Nitrite/Nitrate	mg/L	--	--	0.106	0.0524 J	--	--
Sulfate	mg/L	--	--	35.7	38.7	--	--

Table 2

Analytical Results Summary
HWPW - Semi-Annual Site-Wide Monitoring
Union Pacific Railroad (UPRR)/Houston, TX-Wood Preserving Works
Houston, Texas
January and March 2022

	Location ID:	**MW-94A**	**MW-95A**	**MW-96B**	**MW-97A**	**MW-98A**
	Sample Name:	**WG-1620-MW94A-20220125**	**WG-1620-MW95A-20220125**	**WG-1620-MW96B-20220124**	**WG-1620-MW97A-20220110**	**WG-1620-MW98A-20220110**
	Sample Date:	**01/25/2022**	**01/25/2022**	**01/24/2022**	**01/10/2022**	**01/10/2022**
Parameters	**Unit**					
Volatile Organic Compounds						
1,2-Dichloroethane	mg/L	<0.00020	<0.00020	<0.00020	<0.0010	<0.00020
Benzene	mg/L	<0.00020	<0.00020	<0.00020	<0.0010	<0.00020
Chlorobenzene	mg/L	<0.00030	<0.00030	<0.00030	<0.0015	<0.00030
Ethylbenzene	mg/L	<0.00030	<0.00030	<0.00030	<0.0015	<0.00030
Methylene chloride	mg/L	<0.0010	<0.0010	<0.0010	<0.0050	<0.0010
Toluene	mg/L	<0.00020	<0.00020	<0.00020	<0.0010	<0.00020
Vinyl chloride	mg/L	--	--	--	--	--
Xylenes (total)	mg/L	<0.00030	<0.00030	<0.00030	<0.0015	<0.00030
Semi-volatile Organic Compounds						
1,2-Diphenylhydrazine	mg/L	<0.000021	<0.000021	<0.000021	<0.000021	<0.000021
2,4-Dimethylphenol	mg/L	<0.000040	<0.000040	<0.000040	<0.000040	<0.000040
2,4-Dinitrotoluene	mg/L	<0.000058	<0.000058	<0.000058	<0.000058	<0.000058
2,6-Dinitrotoluene	mg/L	<0.000042	<0.000042	<0.000042	<0.000042	<0.000042
2-Chloronaphthalene	mg/L	<0.000021	<0.000021	<0.000021	<0.000021	<0.000021
2-Methylnaphthalene	mg/L	<0.000019	<0.000019	<0.000019	<0.000019	<0.000019
4,6-Dinitro-2-methylphenol	mg/L	<0.000020	<0.000020	<0.000020	<0.000020	<0.000020
4-Nitrophenol	mg/L	<0.000047	<0.000047	<0.000047	<0.000047	<0.000047
Acenaphthene	mg/L	<0.000027	<0.000027	<0.000027	<0.000027	<0.000027
Acenaphthylene	mg/L	<0.000015	<0.000015	<0.000015	<0.000015	<0.000015
Anthracene	mg/L	<0.000014	<0.000014	<0.000014	<0.000014	<0.000014
Benzo(a)anthracene	mg/L	<0.000050	<0.000050	<0.000050	<0.000050	<0.000050
Benzo(a)pyrene	mg/L	<0.000020	<0.000020	<0.000020	<0.000020	<0.000020
bis(2-Chloroethoxy)methane	mg/L	<0.000030	<0.000030	<0.000030	<0.000030	<0.000030
bis(2-Ethylhexyl)phthalate (DEHP)	mg/L	<0.000037	<0.000037	<0.000037	0.000058 J	<0.000037
Chrysene	mg/L	<0.000021	<0.000021	<0.000021	<0.000021	<0.000021
Di-n-butylphthalate (DBP)	mg/L	<0.000020	<0.000020	<0.000020	<0.000020	<0.000020
Dibenzofuran	mg/L	<0.000020	<0.000020	<0.000020	<0.000020	<0.000020
Fluoranthene	mg/L	<0.000010	<0.000010	<0.000010	<0.000010	<0.000010
Fluorene	mg/L	<0.000030	<0.000030	<0.000030	<0.000030	<0.000030
N-Nitrosodiphenylamine	mg/L	<0.000025	<0.000025	<0.000025	<0.000025	<0.000025
Naphthalene	mg/L	<0.000020	<0.000020	<0.000020	<0.000020	0.000092 J
Nitrobenzene	mg/L	<0.000024	<0.000024	<0.000024	<0.000024	<0.000024

Table 2

Analytical Results Summary
HWPW - Semi-Annual Site-Wide Monitoring
Union Pacific Railroad (UPRR)/Houston, TX-Wood Preserving Works
Houston, Texas
January and March 2022

	Location ID:	**MW-94A**	**MW-95A**	**MW-96B**	**MW-97A**	**MW-98A**
	Sample Name:	**WG-1620-MW94A-20220125**	**WG-1620-MW95A-20220125**	**WG-1620-MW96B-20220124**	**WG-1620-MW97A-20220110**	**WG-1620-MW98A-20220110**
	Sample Date:	**01/25/2022**	**01/25/2022**	**01/24/2022**	**01/10/2022**	**01/10/2022**
Parameters	**Unit**					
Semi-volatile Organic Compounds (Continued)						
Pentachlorophenol	mg/L	<0.000079	<0.000079	<0.000079	<0.000079	<0.000079
Phenanthrene	mg/L	<0.000021	<0.000021	<0.000021	<0.000021	<0.000021
Phenol	mg/L	<0.000035	<0.000035	<0.000035	<0.000035	<0.000035
Pyrene	mg/L	<0.000019	<0.000019	<0.000019	<0.000019	<0.000019
Metals						
Arsenic	mg/L	0.00168 J	0.00306	<0.000400	0.000907 J	0.0134
Calcium	mg/L	63.1	89.7	--	160	205
Iron	mg/L	0.0367 J	0.637	--	0.998	3.97
Magnesium	mg/L	15.6	18.0	--	37.7	48.3
Manganese	mg/L	0.189	0.113	--	0.104	2.25
Potassium	mg/L	0.398	0.567	--	0.953	0.941
Sodium	mg/L	85.3	116	--	179	157
General Chemistry						
Alkalinity, bicarbonate	mg/L	102	111	--	590	777
Alkalinity, carbonate	mg/L	<5.00	<5.00	--	<5.00	<5.00
Alkalinity, total (as $CaCO_3$)	mg/L	102	111	--	590	777
Chloride	mg/L	29.2	7.92	--	222	204
Fluoride	mg/L	0.374	0.181	--	--	--
Nitrate (as N)	mg/L	0.0816 J	0.231	--	0.0817 J	0.0481 J
Nitrite (as N)	mg/L	0.115	0.142	--	<0.0300	<0.0300
Nitrite/Nitrate	mg/L	0.196	0.373	--	--	--
Sulfate	mg/L	8.34	4.19	--	61.0	131

Table 2

Analytical Results Summary
HWPW - Semi-Annual Site-Wide Monitoring
Union Pacific Railroad (UPRR)/Houston, TX-Wood Preserving Works
Houston, Texas
January and March 2022

	Location ID:	**MW-98B**	**MW-99C**	**P-11**	**TW-41B**
	Sample Name:	**WG-1620-MW98B-20220106**	**WG-1620-MW99C-20220120**	**WG-1620-P11-20220107**	**WG-1620-TW41B-20220105**
	Sample Date:	**01/06/2022**	**01/20/2022**	**01/07/2022**	**01/05/2022**
Parameters	**Unit**				
Volatile Organic Compounds					
1,2-Dichloroethane	mg/L	<0.00020	<0.00020	<0.00020	<0.0010
Benzene	mg/L	<0.00020	<0.00020	<0.00020	0.0019 J
Chlorobenzene	mg/L	<0.00030	<0.00030	<0.00030	<0.0015
Ethylbenzene	mg/L	<0.00030	<0.00030	<0.00030	<0.0015
Methylene chloride	mg/L	<0.0010	<0.0010	<0.0010	0.0078 J
Toluene	mg/L	<0.00020	<0.00020	<0.00020	<0.0010
Vinyl chloride	mg/L	--	--	--	--
Xylenes (total)	mg/L	<0.00030	<0.00030	<0.00030	0.015
Semi-volatile Organic Compounds					
1,2-Diphenylhydrazine	mg/L	<0.000021	<0.000021	<0.000021	<0.000021
2,4-Dimethylphenol	mg/L	<0.000040	<0.000040	<0.000040	<0.000040
2,4-Dinitrotoluene	mg/L	<0.000058	<0.000058	<0.000058	<0.000058
2,6-Dinitrotoluene	mg/L	<0.000042	<0.000042	<0.000042	<0.000042
2-Chloronaphthalene	mg/L	<0.000021	<0.000021	<0.000021	<0.000021
2-Methylnaphthalene	mg/L	0.000063 J	<0.000019	0.00048	0.039
4,6-Dinitro-2-methylphenol	mg/L	<0.000020	<0.000020	<0.000020	<0.000020
4-Nitrophenol	mg/L	<0.000047	<0.000047	<0.000047	<0.000047
Acenaphthene	mg/L	0.000088 J	<0.000027	0.020	0.090
Acenaphthylene	mg/L	<0.000015	<0.000015	<0.000015	0.0016
Anthracene	mg/L	<0.000014	<0.000014	0.00042	0.0042
Benzo(a)anthracene	mg/L	<0.000050	<0.000050	<0.000050	<0.000050
Benzo(a)pyrene	mg/L	<0.000020	<0.000020	<0.000020	<0.000020
bis(2-Chloroethoxy)methane	mg/L	<0.000030	<0.000030	<0.000030	<0.000030
bis(2-Ethylhexyl)phthalate (DEHP)	mg/L	<0.000076	<0.000037	0.000093 J	<0.000037
Chrysene	mg/L	<0.000021	<0.000021	<0.000021	<0.000021
Di-n-butylphthalate (DBP)	mg/L	<0.000020	<0.000020	<0.000020	<0.000020
Dibenzofuran	mg/L	0.000085 J	<0.000020	0.0015	0.053
Fluoranthene	mg/L	<0.000010	<0.000010	0.00037	0.0028
Fluorene	mg/L	0.000098 J	<0.000030	0.0055	0.069
N-Nitrosodiphenylamine	mg/L	<0.000025	<0.000025	<0.000025	<0.000025
Naphthalene	mg/L	<0.00026	<0.000020	<0.00041	0.21
Nitrobenzene	mg/L	<0.000024	<0.000024	<0.000024	<0.000024

Table 2

Analytical Results Summary
HWPW - Semi-Annual Site-Wide Monitoring
Union Pacific Railroad (UPRR)/Houston, TX-Wood Preserving Works
Houston, Texas
January and March 2022

	Location ID:	**MW-98B**	**MW-99C**	**P-11**	**TW-41B**
	Sample Name:	**WG-1620-MW98B-20220106**	**WG-1620-MW99C-20220120**	**WG-1620-P11-20220107**	**WG-1620-TW41B-20220105**
	Sample Date:	**01/06/2022**	**01/20/2022**	**01/07/2022**	**01/05/2022**
Parameters	**Unit**				
Semi-volatile Organic Compounds (Continued)					
Pentachlorophenol	mg/L	<0.000079	<0.000079	<0.000079	<0.000079
Phenanthrene	mg/L	0.000052 J	<0.000021	0.0029	0.025
Phenol	mg/L	<0.000035	<0.000035	<0.000035	<0.000035
Pyrene	mg/L	<0.000019	<0.000019	0.00020	0.0015
Metals					
Arsenic	mg/L	0.00454	0.000943 J	0.0933	0.0784
Calcium	mg/L	--	30.9	--	--
Iron	mg/L	--	0.347	--	--
Magnesium	mg/L	--	0.979	--	--
Manganese	mg/L	--	0.00735	--	--
Potassium	mg/L	--	6.72	--	--
Sodium	mg/L	--	5.46	--	--
General Chemistry					
Alkalinity, bicarbonate	mg/L	--	--	--	--
Alkalinity, carbonate	mg/L	--	--	--	--
Alkalinity, total (as $CaCO_3$)	mg/L	--	--	--	--
Chloride	mg/L	--	--	--	--
Fluoride	mg/L	--	--	--	--
Nitrate (as N)	mg/L	--	--	--	--
Nitrite (as N)	mg/L	--	--	--	--
Nitrite/Nitrate	mg/L	--	--	--	--
Sulfate	mg/L	--	--	--	--

Notes:

< - Not detected at the associated reporting limit

J - Estimated concentration

JL - Estimated concentration; biased low

$CaCO_3$ - Calcium Carbonate

N - Nitrogen

"--" - Not applicable

Table 3

Analytical Methods
HWPW - Semi-Annual Site-Wide Monitoring
Union Pacific Railroad (UPRR)/Houston, TX-Wood Preserving Works
Houston, Texas
January and March 2022

Parameter	Method	Matrix	Holding Time: Collection to Extraction (Days)	Holding Time: Extraction to Analysis (Days)
VOCs	SW-846 8260B	Water	-	14
SVOCs	SW-846 8270D	Water	7	40
Metals	SW-846 6020A	Water	-	180
Alkalinity	SM 2320B	Water	-	28
Anions: Nitrate (as N) and Nitrite (as N)	SW-846 9056A	Water	-	2
Anions: Chloride, Sulfate, and Nitrite/Nitrate	SW-846 9056A	Water	-	28

Notes:

VOCs - Volatile Organic Compounds
SVOCs - Semi-volatile Organic Compounds
N - Nitrogen
"-" - Not Applicable

Method References:

SW-846 - "Test Methods for Evaluating Solid Waste, Physical/Chemical Methods", SW-846, Third Edition, 1986, with subsequent revisions
SM - "Standard Methods for the Examination of Water and Wastewater", 18th Edition, 1992, with subsequent revisions

Table 4

Qualified Sample Results Due to Analyte Concentrations in the Method Blanks
HWPW - Semi-Annual Site-Wide Monitoring
Union Pacific Railroad (UPRR)/Houston, TX-Wood Preserving Works
Houston, Texas
January and March 2022

Paramete	Analyte	Analysis Date (mm/dd/yyyy)	Blank Result	Sample ID	Original Result	Qualified Result	Units
Metals	Potassium	01/21/2022	0.1124 J	WG-1620-MW77A-20220110	0.314	<0.314	mg/L
Metals	Potassium	01/25/2022	0.09378 J	WG-1620-MW20A-20220111	0.241	<0.241	mg/L
				WG-1620-MW47A-20220111	0.423	<0.423	mg/L
Metals	Potassium	02/02/2022	0.02783 J	WG-1620-MW12A-20220120	0.134 J	<0.134	mg/L

Notes:

J - Estimated concentration

< - Not detected at the associated reporting limit

Table 5

Qualified Sample Results Due to Outlying LCS/LCSD Results
HWPW - Semi-Annual Site-Wide Monitoring
Union Pacific Railroad (UPRR)/Houston, TX-Wood Preserving Works
Houston, Texas
January and March 2022

Parameter	Analyte	LCS Date (mm/dd/yyyy)	LCS % Recovery	LCSD % Recovery	RPD (percent)	Control Limits % Recovery	Control Limits RPD	Associated Sample ID	Qualified Result		Units
SVOCs	bis(2-Ethylhexyl)phthalate (DEHP)	01/12/2022	118	90.8	26.4	40-139	20	WG-1620-MW49B-20220107	0.0013	J	mg/L
								WG-1620-MW51C-20220107	0.000065	J	mg/L
								WG-1620-MW86C-20220107	0.000058	J	mg/L
								WG-1620-P11-20220107	0.000093	J	mg/L

Notes:

LCS - Laboratory Control Sample
LCSD - Laboratory Control Sample Duplicate
RPD - Relative Percent Difference
SVOCs - Semi-volatile Organic Compounds
J - Estimated concentration

Table 6

Qualified Sample Results Due to Outlying MS/MSD Results
HWPW - Semi-Annual Site-Wide Monitoring
Union Pacific Railroad (UPRR)/Houston, TX-Wood Preserving Works
Houston, Texas
January and March 2022

Parameter	Sample ID	Analyte	MS % Recovery	MSD % Recovery	RPD (percent)	Control Limits % Recovery	Control Limits RPD	Qualified Result		Units
General Chemistry	WG-1620-MW15A-20220112	Nitrite (as N)	78.8	79.3	0.542	80-120	20	<0.0300	JL	mg/L
	WG-1620-MW59A-20220112							0.190	JL	mg/L
	WG-1620-MW61A-20220112							0.227	JL	mg/L
	WG-1620-MW69A-20220112							0.244	JL	mg/L
	WG-1620-MW88A-20220112							0.265	JL	mg/L

Notes:

MS - Matrix Spike
MSD - Matrix Spike Duplicate
RPD - Relative Percent Difference
N - Nitrogen
< - Not detected at the associated reporting limit
JL - Estimated concentration; biased low

Table 7

Qualified Sample Data Due to Analyte Concentrations in the Field Blanks
HWPW - Semi-Annual Site-Wide Monitoring
Union Pacific Railroad (UPRR)/Houston, TX-Wood Preserving Works
Houston, Texas
January and March 2022

Parameter	Field Blank ID	Blank Date mm/dd/yyyy	Analyte	Blank Result	Associated Sample ID	Original Result	Qualified Result	Units
SVOCs	WG-1620-FB01-20220105	01/05/2022	2-Methylnaphthalene	0.00064	WG-1620-MW12C-20220105	0.00017	<0.00017	mg/L
					WG-1620-MW14-20220105	0.00028	<0.00028	mg/L
					WG-1620-MW15B-20220105	0.00041	<0.00041	mg/L
					WG-1620-MW15C-20220105	0.00010	<0.00010	mg/L
					WG-1620-MW88C-20220105	0.00015	<0.00015	mg/L
			Acenaphthene	0.00028	WG-1620-MW12C-20220105	0.00015	<0.00015	mg/L
					WG-1620-MW14-20220105	0.00022	<0.00022	mg/L
					WG-1620-MW88C-20220105	0.00012	<0.00012	mg/L
			Dibenzofuran	0.00013	WG-1620-MW12C-20220105	0.00011	<0.00011	mg/L
					WG-1620-MW14-20220105	0.00014	<0.00014	mg/L
					WG-1620-MW88C-20220105	0.000091 J	<0.000091	mg/L
			Fluorene	0.00010	WG-1620-MW12C-20220105	0.00014	<0.00014	mg/L
					WG-1620-MW14-20220105	0.00011	<0.00011	mg/L
					WG-1620-MW88C-20220105	0.000069 J	<0.000069	mg/L
			Naphthalene	0.0083	WG-1620-MW12C-20220105	0.0020	<0.0020	mg/L
					WG-1620-MW14-20220105	0.0028	<0.0028	mg/L
					WG-1620-MW15B-20220105	0.019	<0.019	mg/L
					WG-1620-MW15C-20220105	0.0024	<0.0024	mg/L
					WG-1620-MW88C-20220105	0.0013	<0.0013	mg/L

Table 7

Qualified Sample Data Due to Analyte Concentrations in the Field Blanks
HWPW - Semi-Annual Site-Wide Monitoring
Union Pacific Railroad (UPRR)/Houston, TX-Wood Preserving Works
Houston, Texas
January and March 2022

Parameter	Field Blank ID	Blank Date mm/dd/yyyy	Analyte	Blank Result	Associated Sample ID	Original Result	Qualified Result	Units
SVOCs	WG-1620-FB02-20220106	01/06/2022	bis(2-Ethylhexyl)phthalate (DEHP)	0.000099 J	WG-1620-MW39B-20220106	0.000097 J	<0.000097	mg/L
					WG-1620-MW42B-20220106	0.00014 J	<0.00014	mg/L
					WG-1620-MW76C-20220106	0.00011 J	<0.00011	mg/L
					WG-1620-MW80B-20220106	0.000090 J	<0.000090	mg/L
SVOCs	WG-1620-FB02-20220106	01/06/2022	bis(2-Ethylhexyl)phthalate (DEHP)	0.000099 J	WG-1620-MW81B-20220106	0.000062 J	<0.000062	mg/L
					WG-1620-MW85C-20220106	0.00017 J	<0.00017	mg/L
					WG-1620-MW98B-20220106	0.000076 J	<0.000076	mg/L
			Naphthalene	0.00016	WG-1620-MW39B-20220106	0.000085 J	<0.000085	mg/L
					WG-1620-MW42B-20220106	0.00012	<0.00012	mg/L
					WG-1620-MW50B-20220106	0.00029	<0.00029	mg/L
					WG-1620-MW76B-20220106	0.00034	<0.00034	mg/L
					WG-1620-MW76C-20220106	0.00016	<0.00016	mg/L
					WG-1620-MW80B-20220106	0.00015	<0.00015	mg/L
					WG-1620-MW81B-20220106	0.00014	<0.00014	mg/L
					WG-1620-MW98B-20220106	0.00026	<0.00026	mg/L
SVOCs	WG-1620-FB03-20220107	01/07/2022	2-Methylnaphthalene	0.000068 J	WG-1620-MW51C-20220107	0.000045 J	<0.000045	mg/L
			Naphthalene	0.00055	WG-1620-MW51C-20220107	0.00027	<0.00027	mg/L
					WG-1620-MW86C-20220107	0.00017	<0.00017	mg/L
					WG-1620-P11-20220107	0.00041	<0.00041	mg/L

Table 7

Qualified Sample Data Due to Analyte Concentrations in the Field Blanks
HWPW - Semi-Annual Site-Wide Monitoring
Union Pacific Railroad (UPRR)/Houston, TX-Wood Preserving Works
Houston, Texas
January and March 2022

Parameter	Field Blank ID	Blank Date mm/dd/yyyy	Analyte	Blank Result	Associated Sample ID	Original Result	Qualified Result	Units
SVOCs	WG-1620-FB03-20220107	01/07/2022	Phenanthrene	0.00018	WG-1620-MW86C-20220107	0.000047 J	<0.000047	mg/L
SVOCs	WG-1620-FB05-20220111	01/11/2022	Naphthalene	0.00010	WG-1620-FD02-20220111	0.00039	<0.00039	mg/L
					WG-1620-MW34CR-20220111	0.00030	<0.00030	mg/L
					WG-1620-MW47A-20220111	0.000058 J	<0.000058	mg/L
					WG-1620-MW51A-20220111	0.00046	<0.00046	mg/L
					WG-1620-MW60AR-20220111	0.00014	<0.00014	mg/L
					WG-1620-MW87C-20220111	0.00012	<0.00012	mg/L
SVOCs	WG-1620-FB06-20220112	01/12/2022	Naphthalene	0.00033	WG-1620-MW15A-20220112	0.00046	<0.00046	mg/L
					WG-1620-MW59A-20220112	0.00030	<0.00030	mg/L
					WG-1620-MW59B-20220112	0.00013	<0.00013	mg/L
					WG-1620-MW61B-20220112	0.00011	<0.00011	mg/L
					WG-1620-MW71B-20220112	0.00034	<0.00034	mg/L
					WG-1620-MW88A-20220112	0.00014	<0.00014	mg/L
SVOCs	WG-1620-MWFB07-20220113	01/13/2022	2-Methylnaphthalene	0.000055 J	WG-1620-MW19C-20220113	0.000049 J	<0.000049	mg/L
			Dibenzofuran	0.000085 J	WG-1620-MW68C-20220113	0.00037	<0.00037	mg/L
			Naphthalene	0.00066	WG-1620-MW19C-20220113	0.00053	<0.00053	mg/L
					WG-1620-MW70C-20220113	0.00034	<0.00034	mg/L

Table 7

Qualified Sample Data Due to Analyte Concentrations in the Field Blanks
HWPW - Semi-Annual Site-Wide Monitoring
Union Pacific Railroad (UPRR)/Houston, TX-Wood Preserving Works
Houston, Texas
January and March 2022

Parameter	Field Blank ID	Blank Date mm/dd/yyyy	Analyte	Blank Result	Associated Sample ID	Original Result	Qualified Result	Units
SVOCs	WG-1620-FB10-20220125	01/25/2022	Naphthalene	0.00018	WG-1620-FD05-20220125	0.00011	<0.00011	mg/L
					WG-1620-MW44A-20220125	0.00023	<0.00023	mg/L
SVOCs	WG-1620-FB11-20220126	01/26/2022	Naphthalene	0.00054	WG-1620-MW03-20220126	0.00015	<0.00015	mg/L

Notes:

SVOCs - Semi-volatile Organic Compounds
J - Estimated concentration
< - Not detected at the associated reporting limit

Table 8

Qualified Sample Data Due to Variability in Field Duplicate Results
HWPW - Semi-Annual Site-Wide Monitoring
Union Pacific Railroad (UPRR)/Houston, TX-Wood Preserving Works
Houston, Texas
January and March 2022

Parameter	Analyte	RPD	Sample ID	Qualified Result	Field Duplicate Sample ID	Qualified Result	Units
SVOCs	2-Methylnaphthalene	66.7	WG-1620-MW54C-20220110	0.00060 J	WG-1620-FD01-20220110	0.0012 J	mg/L
	Acenaphthene	60.9		0.016 J		0.030 J	mg/L
	Acenaphthylene	58.8		0.00018 J		0.00033 J	mg/L
	Anthracene	74.5		0.00096 J		0.0021 J	mg/L
	Dibenzofuran	87.4		0.0094 J		0.024 J	mg/L
	Fluoranthene	69.4		0.0016 J		0.0033 J	mg/L
	Fluorene	79.8		0.0073 J		0.017 J	mg/L
	Naphthalene	81.7		0.0063 J		0.015 J	mg/L
	Phenanthrene	76.2		0.0026 J		0.0058 J	mg/L
	Pyrene	65.6		0.00081 J		0.0016 J	mg/L
VOCs	Benzene	115	WG-1620-MW83B-20220121	0.0089 J	WG-1620-FD04-20220121	0.033 J	mg/L
	Ethylbenzene	138		0.020 J		0.11 J	mg/L
	Toluene	118		0.0023 J		0.0090 J	mg/L
	Xylenes (total)	128		0.026 J		0.12 J	mg/L
SVOCs	2-Methylnaphthalene	57.5		0.083 J		0.15 J	mg/L
	Acenaphthene	66.7		0.065 J		0.13 J	mg/L
	Acenaphthylene	55.2		0.00038 J		0.00067 J	mg/L
	Anthracene	30.2		0.0045 J		0.0061 J	mg/L
	Dibenzofuran	34.9		0.026 J		0.037 J	mg/L
	Fluoranthene	54.0		0.0023 J		0.0040 J	mg/L

Table 8

Qualified Sample Data Due to Variability in Field Duplicate Results
HWPW - Semi-Annual Site-Wide Monitoring
Union Pacific Railroad (UPRR)/Houston, TX-Wood Preserving Works
Houston, Texas
January and March 2022

Parameter	Analyte	RPD	Sample ID	Qualified Result	Field Duplicate Sample ID	Qualified Result	Units
SVOCs	Fluorene	56.3	WG-1620-MW83B-20220121	0.023 J	WG-1620-FD04-20220121	0.041 J	mg/L
	Naphthalene	54.5		1.2 J		2.1 J	mg/L
	Phenanthrene	41.5		0.021 J		0.032 J	mg/L
	Pyrene	79.1		0.0013 J		0.0030 J	mg/L
Metals	Arsenic	69.0		0.0423 J		0.0869 J	mg/L
	Iron	81.0		5.25 J		12.4 J	mg/L
	Manganese	37.0		0.311 J		0.452 J	mg/L
	Potassium	38.2		0.623 J		0.423 J	mg/L
SVOCs	Acenaphthene	79.2	WG-1620-MW33A-20220125	0.00016 J	WG-1620-FD05-20220125	0.00037 J	mg/L
	Fluoranthene	31.6		0.0022 J		0.0016 J	mg/L
	Pyrene	30.3		0.0038 J		0.0028 J	mg/L
SVOCs	Naphthalene		WG-1620-MW21C-20220127	0.00037 J	WG-1620-FD07-20220127	0.00017 J	mg/L

Notes:

RPD - Relative Percent Difference
VOCs - Volatile Organic Compounds
SVOCs - Semi-volatile Organic Compounds
J - Estimated concentration

Attachment A

Laboratory NELAP Certificate(s)

Texas Commission on Environmental Quality

NELAP-Recognized Laboratory Accreditation is hereby awarded to

ALS Laboratory Group, Environmental Services Division (Houston, Texas)

10450 Stancliff Road, Suite 210
Houston, TX 77099-4338

in accordance with Texas Water Code Chapter 5, Subchapter R, Title 30 Texas Administrative Code Chapter 25, and the National Environmental Laboratory Accreditation Program.

The laboratory's scope of accreditation includes the fields of accreditation that accompany this certificate. Continued accreditation depends upon successful ongoing participation in the program. The Texas Commission on Environmental Quality urges customers to verify the laboratory's current location(s) and accreditation status for particular methods and analyses (www.tceq.texas.gov/goto/lab). Accreditation does not imply that a product, process, system or person is approved by the Texas Commission on Environmental Quality.

Executive Director Texas Commission on Environmental Quality

Certificate Number: T104704231-21-27
Effective Date: 5/1/2021
Expiration Date: 4/30/2022

10450 Stancliff Rd. Suite 210
Houston, TX 77099
T: +1 281 530 5656
F: +1 281 530 5887

January 21, 2022

Eric Matzner
Golder Associates Inc.
2201 Double Creek Drive
Suite 4004
Round Rock, TX 78664

Work Order: **HS22010196**

Laboratory Results for: **Houston TX-Wood Preserving Works**

Dear Eric Matzner,

ALS Environmental received 8 sample(s) on Jan 06, 2022 for the analysis presented in the following report.

The analytical data provided relates directly to the samples received by ALS Environmental and for only the analyses requested. Results are expressed as "as received" unless otherwise noted.

QC sample results for this data met EPA or laboratory specifications except as noted in the Case Narrative or as noted with qualifiers in the QC batch information. Should this laboratory report need to be reproduced, it should be reproduced in full unless written approval has been obtained by ALS Environmental. Samples will be disposed in 30 days unless storage arrangements are made.

If you have any questions regarding this report, please feel free to call me.

Sincerely,

Generated By: JUMOKE.LAWAL

Dane J. Wacasey

Client:	Golder Associates Inc.	**TRRP Laboratory Data Package Cover Page**
Project:	Houston TX-Wood Preserving Works	
WorkOrder:	**HS22010196**	

This data package consists of all or some of the following as applicable:

This signature page, the laboratory review checklist, and the following reportable data:

R1 Field chain-of-custody documentation;

R2 Sample identification cross-reference;

R3 Test reports (analytical data sheets) for each environmental sample that includes:

a) Items consistent with NELAC Chapter 5,
b) dilution factors,
c) preparation methods,
d) cleanup methods, and
e) if required for the project, tentatively identified compounds (TICs).

R4 Surrogate recovery data including:

a) Calculated recovery (%R), and
b) The laboratory's surrogate QC limits.

R5 Test reports/summary forms for blank samples;

R6 Test reports/summary forms for laboratory control samples (LCSs) including:

a) LCS spiking amounts,
b) Calculated %R for each analyte, and
c)The laboratory's LCS QC limits.

R7 Test reports for project matrix spike/matrix spike duplicates (MS/MSDs) including:

a) Samples associated with the MS/MSD clearly identified,
b) MS/MSD spiking amounts,
c) Concentration of each MS/MSD analyte measured in the parent and spiked samples,
d) Calculated %Rs and relative percent differences (RPDs), and
e) The laboratory's MS/MSD QC limits.

R8 Laboratory analytical duplicate (if applicable) recovery and precision:

a) the amount of analyte measured in the duplicate,
b) the calculated RPD, and
c) the laboratory's QC limits for analytical duplicates.

R9 List of method quantitation limits (MQLs) and detectability check sample results for each analyte for each method and matrix.

R10 Other problems or anomalies.
The Exception Report for each "No" or "Not Reviewed (NR)" item in Laboratory Review Checklist and for each analyte, matrix, and method for which the laboratory does not hold NELAC accreditation under the Texas Laboratory Accreditation Program.

Client:	Golder Associates Inc.	**TRRP Laboratory Data Package Cover Page**
Project:	Houston TX-Wood Preserving Works	
WorkOrder:	**HS22010196**	

Release Statement: I am responsible for the release of this laboratory data package. This laboratory is NELAC accredited under the Texas Laboratory Accreditation Program for all the methods, analytes and matrices reported in this data package except as noted in the Exception Reports. The data have been reviewed and are technically compliant with the requirements of the methods used, except where noted by the laboratory in the attached exception reports. By my signature below, I affirm to the best of my knowledge, all problems/anomalies, observed by the laboratory have been identified by the laboratory in the Laboratory Review Checklist, and no information affecting the quality of the data has been knowingly withheld.

Check, if applicable: [NA] This laboratory meets an exception under 30 TAC §25.6 and was last inspected by [ ] TCEQ or [ ] _____ on (enter date of last inspection). Any findings affecting the data in this laboratory data package are noted in the Exception Reports herein. The official signing the cover page of the report in which these data are used is responsible for releasing this data package and is by signature affirming the above release statement is true.

Dane J. Wacasey

Laboratory Review Checklist: Reportable Data								
Laboratory Name: ALS Laboratory Group			LRC Date: 01/21/2022					
Project Name: Houston TX-Wood Preserving Works			Laboratory Job Number: HS22010196					
Reviewer Name: Dane Wacasey			Prep Batch Number(s): 174329,174495,R400214,R400351					
#[1]	A[2]	Description	Yes	No	NA[3]	NR[4]	ER#[5]
R1	OI	**Chain-of-custody (C-O-C)**					
		Did samples meet the laboratory's standard conditions of sample acceptability upon receipt?	X				
		Were all departures from standard conditions described in an exception report?	X				
R2	OI	**Sample and quality control (QC) identification**					
		Are all field sample ID numbers cross-referenced to the laboratory ID numbers?	X				
		Are all laboratory ID numbers cross-referenced to the corresponding QC data?	X				
R3	OI	**Test reports**					
		Were all samples prepared and analyzed within holding times?	X				
		Other than those results < MQL, were all other raw values bracketed by calibration standards?	X				
		Were calculations checked by a peer or supervisor?	X				
		Were all analyte identifications checked by a peer or supervisor?	X				
		Were sample detection limits reported for all analytes not detected?	X				
		Were all results for soil and sediment samples reported on a dry weight basis?			X		
		Were % moisture (or solids) reported for all soil and sediment samples?			X		
		Were bulk soils/solids samples for volatile analysis extracted with methanol per SW-846 Method 5035?			X		
		If required for the project, TICs reported?			X		
R4	O	**Surrogate recovery data**					
		Were surrogates added prior to extraction?	X				
		Were surrogate percent recoveries in all samples within the laboratory QC limits?		X			1
R5	OI	**Test reports/summary forms for blank samples**					
		Were appropriate type(s) of blanks analyzed?	X				
		Were blanks analyzed at the appropriate frequency?	X				
		Were method blanks taken through the entire analytical process, including preparation and, if applicable, cleanup procedures?	X				
		Were blank concentrations < MQL?	X				
R6	OI	**Laboratory control samples (LCS):**					
		Were all COCs included in the LCS?	X				
		Was each LCS taken through the entire analytical procedure, including prep and cleanup steps?	X				
		Were LCSs analyzed at the required frequency?	X				
		Were LCS (and LCSD, if applicable) %Rs within the laboratory QC limits?	X				
		Does the detectability data document the laboratory's capability to detect the COCs at the MDL used to calculate the SDLs?	X				
		Was the LCSD RPD within QC limits?	X				
R7	OI	**Matrix spike (MS) and matrix spike duplicate (MSD) data**					
		Were the project/method specified analytes included in the MS and MSD?	X				
		Were MS/MSD analyzed at the appropriate frequency?	X				
		Were MS (and MSD, if applicable) %Rs within the laboratory QC limits?		X			2
		Were MS/MSD RPDs within laboratory QC limits?		X			3
R8	OI	**Analytical duplicate data**					
		Were appropriate analytical duplicates analyzed for each matrix?			X		
		Were analytical duplicates analyzed at the appropriate frequency?			X		
		Were RPDs or relative standard deviations within the laboratory QC limits?			X		
R9	OI	**Method quantitation limits (MQLs):**					
		Are the MQLs for each method analyte included in the laboratory data package?	X				
		Do the MQLs correspond to the concentration of the lowest non-zero calibration standard?	X				
		Are unadjusted MQLs and DCSs included in the laboratory data package?	X				
R10	OI	**Other problems/anomalies**					
		Are all known problems/anomalies/special conditions noted in this LRC and ER?	X				
		Were all necessary corrective actions performed for the reported data?	X				
		Was applicable and available technology used to lower the SDL and minimize the matrix interference affects on the sample results?	X				
		Is the laboratory NELAC-accredited under the Texas Laboratory Program for the analytes, matrices and methods associated with this laboratory data package?	X				

Laboratory Review Checklist: Supporting Data	
Laboratory Name: ALS Laboratory Group	LRC Date: 01/21/2022
Project Name: Houston TX-Wood Preserving Works	Laboratory Job Number: HS22010196
Reviewer Name: Dane Wacasey	Prep Batch Number(s): 174329,174495,R400214,R400351

#[1]	A[2]	Description	Yes	No	NA[3]	NR[4]	ER#[5]
S1	OI	**Initial calibration (ICAL)**					
		Were response factors and/or relative response factors for each analyte within QC limits?	X				
		Were percent RSDs or correlation coefficient criteria met?	X				
		Was the number of standards recommended in the method used for all analytes?	X				
		Were all points generated between the lowest and highest standard used to calculate the curve?	X				
		Are ICAL data available for all instruments used?	X				
		Has the initial calibration curve been verified using an appropriate second source standard?	X				
S2	OI	**Initial and continuing calibration verification (ICCV and CCV) and continuing calibration blank (CCB)**					
		Was the CCV analyzed at the method-required frequency?	X				
		Were percent differences for each analyte within the method-required QC limits?	X				
		Was the ICAL curve verified for each analyte?	X				
		Was the absolute value of the analyte concentration in the inorganic CCB < MDL?	X				
S3	O	**Mass spectral tuning:**					
		Was the appropriate compound for the method used for tuning?	X				
		Were ion abundance data within the method-required QC limits?	X				
S4	O	**Internal standards (IS):**					
		Were IS area counts and retention times within the method-required QC limits?	X				
S5	OI	**Raw data** (NELAC section 1 appendix A glossary, and section 5.12 or ISO/IEC 17025 section					
		Were the raw data (for example, chromatograms, spectral data) reviewed by an analyst?	X				
		Were data associated with manual integrations flagged on the raw data?	X				
S6	O	**Dual column confirmation**					
		Did dual column confirmation results meet the method-required QC?			X		
S7	O	**Tentatively identified compounds (TICs):**					
		If TICs were requested, were the mass spectra and TIC data subject to appropriate checks?			X		
S8	I	**Interference Check Sample (ICS) results:**					
		Were percent recoveries within method QC limits?	X				
S9	I	**Serial dilutions, post digestion spikes, and method of standard additions**					
		Were percent differences, recoveries, and the linearity within the QC limits specified in the method?	X				
S10	OI	**Method detection limit (MDL) studies**					
		Was a MDL study performed for each reported analyte?	X				
		Is the MDL either adjusted or supported by the analysis of DCSs?	X				
S11	OI	**Proficiency test reports:**					
		Was the laboratory's performance acceptable on the applicable proficiency tests or evaluation studies?	X				
S12	OI	**Standards documentation**					
		Are all standards used in the analyses NIST-traceable or obtained from other appropriate sources?	X				
S13	OI	**Compound/analyte identification procedures**					
		Are the procedures for compound/analyte identification documented?	X				
S14	OI	**Demonstration of analyst competency (DOC)**					
		Was DOC conducted consistent with NELAC Chapter 5C or ISO/IEC 4?	X				
		Is documentation of the analyst's competency up-to-date and on file?	X				
S15	OI	**Verification/validation documentation for methods** (NELAC Chap 5 or ISO/IEC 17025 Section 5)					
		Are all the methods used to generate the data documented, verified, and validated, where applicable?	X				
S16	OI	**Laboratory standard operating procedures (SOPs):**					
		Are laboratory SOPs current and on file for each method performed?	X				

Items identified by the letter "R" must be included in the laboratory data package submitted in the TRRP-required report(s). Items identified by the letter "S" should be retained and made available upon request for the appropriate retention period.
O = Organic Analyses; I = Inorganic Analyses (and general chemistry, when applicable);
NA = Not Applicable;
NR = Not Reviewed;
R# = Exception Report identification number (an Exception Report should be completed for an item if "NR" or "No" is checked).

Laboratory Review Checklist: Exception Reports	
Laboratory Name: ALS Laboratory Group	LRC Date: 01/21/2022
Project Name: Houston TX-Wood Preserving Works	Laboratory Job Number: HS22010196
Reviewer Name: Dane Wacasey	Prep Batch Number(s): 174329,174495,R400214,R400351

ER#[5]	Description
1	Semivolatile Organics Method SW8270, sample WG-1620-MW15B-20220105, surrogate 4-Terphenyl-d14 recovered outside the control limits due to matrix interference. Semivolatile Organics Method SW8270, sample WG-1620-TW41B-20220105, the surrogate recoveries could not be determined due to dilution below the calibration range.
2	Batch 174329, Semivolatile Organics Method SW8270, sample HS22010125-03, MS and MSD were performed on unrelated sample
3	Batch 174329, Semivolatile Organics Method SW8270, sample HS22010125-03, MS/MSD RPD is for an unrelated sample

Items identified by the letter "R" must be included in the laboratory data package submitted in the TRRP-required report(s). Items identified by the letter "S" should be retained and made available upon request for the appropriate retention period.
O = Organic Analyses; I = Inorganic Analyses (and general chemistry, when applicable);
NA = Not Applicable;
NR = Not Reviewed;
R# = Exception Report identification number (an Exception Report should be completed for an item if "NR" or "No" is checked).

Client: Golder Associates Inc.
Project: Houston TX-Wood Preserving Works
Work Order: HS22010196

SAMPLE SUMMARY

Lab Samp ID	Client Sample ID	Matrix	TagNo	Collection Date	Date Received	Hold
HS22010196-01	WQ-1620-TB01-20220105	Water	CG-121321-161	05-Jan-2022 00:00	06-Jan-2022 11:47	☐
HS22010196-02	WG-1620-MW14-20220105	Groundwater		05-Jan-2022 12:35	06-Jan-2022 11:47	☐
HS22010196-03	WG-1620-MW88C-20220105	Groundwater		05-Jan-2022 13:25	06-Jan-2022 11:47	☐
HS22010196-04	WG-1620-MW15C-20220105	Groundwater		05-Jan-2022 14:20	06-Jan-2022 11:47	☐
HS22010196-05	WG-1620-MW15B-20220105	Groundwater		05-Jan-2022 15:10	06-Jan-2022 11:47	☐
HS22010196-06	WG-1620-TW41B-20220105	Groundwater		05-Jan-2022 16:05	06-Jan-2022 11:47	☐
HS22010196-07	WG-1620-MW12C-20220105	Groundwater		05-Jan-2022 17:05	06-Jan-2022 11:47	☐
HS22010196-08	WG-1620-FB01-20220105	Water		05-Jan-2022 17:25	06-Jan-2022 11:47	☐

Client:	Golder Associates Inc.	**ANALYTICAL REPORT**
Project:	Houston TX-Wood Preserving Works	WorkOrder:HS22010196
Sample ID:	WQ-1620-TB01-20220105	Lab ID:HS22010196-01
Collection Date:	05-Jan-2022 00:00	Matrix:Water

ANALYSES	RESULT	QUAL	SDL	MQL	UNITS	DILUTION FACTOR	DATE ANALYZED
LOW LEVEL VOLATILES BY SW8260C		**Method:SW8260**					Analyst: AKP
1,2-Dichloroethane		U	0.00020	0.0010	mg/L	1	12-Jan-2022 06:59
Benzene		U	0.00020	0.0010	mg/L	1	12-Jan-2022 06:59
Chlorobenzene		U	0.00030	0.0010	mg/L	1	12-Jan-2022 06:59
Ethylbenzene		U	0.00030	0.0010	mg/L	1	12-Jan-2022 06:59
Methylene chloride		U	0.0010	0.0020	mg/L	1	12-Jan-2022 06:59
Toluene		U	0.00020	0.0010	mg/L	1	12-Jan-2022 06:59
Xylenes, Total		U	0.00030	0.0010	mg/L	1	12-Jan-2022 06:59
Surr: 1,2-Dichloroethane-d4	*106*			*70-126*	*%REC*	*1*	*12-Jan-2022 06:59*
Surr: 4-Bromofluorobenzene	*93.7*			*81-113*	*%REC*	*1*	*12-Jan-2022 06:59*
Surr: Dibromofluoromethane	*101*			*77-123*	*%REC*	*1*	*12-Jan-2022 06:59*
Surr: Toluene-d8	*101*			*82-127*	*%REC*	*1*	*12-Jan-2022 06:59*

Note: See Qualifiers Page for a list of qualifiers and their explanation.

Client:	Golder Associates Inc.	**ANALYTICAL REPORT**
Project:	Houston TX-Wood Preserving Works	WorkOrder:HS22010196
Sample ID:	WG-1620-MW14-20220105	Lab ID:HS22010196-02
Collection Date:	05-Jan-2022 12:35	Matrix:Groundwater

ANALYSES	RESULT	QUAL	SDL	MQL	UNITS	DILUTION FACTOR	DATE ANALYZED
LOW LEVEL VOLATILES BY SW8260C		**Method:SW8260**					Analyst: AKP
1,2-Dichloroethane		U	0.00020	0.0010	mg/L	1	13-Jan-2022 12:42
Benzene		U	0.00020	0.0010	mg/L	1	13-Jan-2022 12:42
Chlorobenzene		U	0.00030	0.0010	mg/L	1	13-Jan-2022 12:42
Ethylbenzene		U	0.00030	0.0010	mg/L	1	13-Jan-2022 12:42
Methylene chloride		U	0.0010	0.0020	mg/L	1	13-Jan-2022 12:42
Toluene		U	0.00020	0.0010	mg/L	1	13-Jan-2022 12:42
Xylenes, Total		U	0.00030	0.0010	mg/L	1	13-Jan-2022 12:42
Surr: 1,2-Dichloroethane-d4	*89.4*			*70-126*	*%REC*	*1*	*13-Jan-2022 12:42*
Surr: 4-Bromofluorobenzene	*82.9*			*81-113*	*%REC*	*1*	*13-Jan-2022 12:42*
Surr: Dibromofluoromethane	*96.9*			*77-123*	*%REC*	*1*	*13-Jan-2022 12:42*
Surr: Toluene-d8	*99.3*			*82-127*	*%REC*	*1*	*13-Jan-2022 12:42*

Note: See Qualifiers Page for a list of qualifiers and their explanation.

Client:	Golder Associates Inc.	**ANALYTICAL REPORT**
Project:	Houston TX-Wood Preserving Works	WorkOrder:HS22010196
Sample ID:	WG-1620-MW14-20220105	Lab ID:HS22010196-02
Collection Date:	05-Jan-2022 12:35	Matrix:Groundwater

ANALYSES	RESULT	QUAL	SDL	MQL	UNITS	DILUTION FACTOR	DATE ANALYZED
LOW-LEVEL SEMIVOLATILES BY 8270D		**Method:SW8270**			Prep:SW3510 / 12-Jan-2022		Analyst: GEY
1,2-Diphenylhydrazine	U		0.000021	0.00020	mg/L	1	18-Jan-2022 16:03
2,4-Dimethylphenol	U		0.000040	0.00020	mg/L	1	18-Jan-2022 16:03
2,4-Dinitrotoluene	U		0.000058	0.00020	mg/L	1	18-Jan-2022 16:03
2,6-Dinitrotoluene	U		0.000042	0.00020	mg/L	1	18-Jan-2022 16:03
2-Chloronaphthalene	U		0.000021	0.00020	mg/L	1	18-Jan-2022 16:03
2-Methylnaphthalene	**0.00028**		**0.000019**	**0.00010**	**mg/L**	1	18-Jan-2022 16:03
4,6-Dinitro-2-methylphenol	U		0.000020	0.00020	mg/L	1	18-Jan-2022 16:03
4-Nitrophenol	U		0.000047	0.0010	mg/L	1	18-Jan-2022 16:03
Acenaphthene	**0.00022**		**0.000027**	**0.00010**	**mg/L**	1	18-Jan-2022 16:03
Acenaphthylene	U		0.000015	0.00010	mg/L	1	18-Jan-2022 16:03
Anthracene	**0.000066**	J	**0.000014**	**0.00010**	**mg/L**	1	18-Jan-2022 16:03
Benz(a)anthracene	U		0.000050	0.00010	mg/L	1	18-Jan-2022 16:03
Benzo(a)pyrene	U		0.000020	0.00010	mg/L	1	18-Jan-2022 16:03
Bis(2-chloroethoxy)methane	U		0.000030	0.00020	mg/L	1	18-Jan-2022 16:03
Bis(2-ethylhexyl)phthalate	**0.000068**	J	**0.000037**	**0.00020**	**mg/L**	1	18-Jan-2022 16:03
Chrysene	U		0.000021	0.00010	mg/L	1	18-Jan-2022 16:03
Dibenzofuran	**0.00014**		**0.000020**	**0.00010**	**mg/L**	1	18-Jan-2022 16:03
Di-n-butyl phthalate	U		0.000020	0.00020	mg/L	1	18-Jan-2022 16:03
Fluoranthene	U		0.000010	0.00010	mg/L	1	18-Jan-2022 16:03
Fluorene	**0.00011**		**0.000030**	**0.00010**	**mg/L**	1	18-Jan-2022 16:03
Naphthalene	**0.0028**		**0.000020**	**0.00010**	**mg/L**	1	18-Jan-2022 16:03
Nitrobenzene	U		0.000024	0.00020	mg/L	1	18-Jan-2022 16:03
N-Nitrosodiphenylamine	U		0.000025	0.00020	mg/L	1	18-Jan-2022 16:03
Pentachlorophenol	U		0.000079	0.00020	mg/L	1	18-Jan-2022 16:03
Phenanthrene	**0.000040**	J	**0.000021**	**0.00010**	**mg/L**	1	18-Jan-2022 16:03
Phenol	U		0.000035	0.00020	mg/L	1	18-Jan-2022 16:03
Pyrene	U		0.000019	0.00010	mg/L	1	18-Jan-2022 16:03
Surr: 2,4,6-Tribromophenol	*76.4*			*34-129*	*%REC*	*1*	*18-Jan-2022 16:03*
Surr: 2-Fluorobiphenyl	*85.5*			*40-125*	*%REC*	*1*	*18-Jan-2022 16:03*
Surr: 2-Fluorophenol	*94.0*			*20-120*	*%REC*	*1*	*18-Jan-2022 16:03*
Surr: 4-Terphenyl-d14	*104*			*40-135*	*%REC*	*1*	*18-Jan-2022 16:03*
Surr: Nitrobenzene-d5	*87.4*			*41-120*	*%REC*	*1*	*18-Jan-2022 16:03*
Surr: Phenol-d6	*85.7*			*20-120*	*%REC*	*1*	*18-Jan-2022 16:03*
ICP-MS METALS BY SW6020A		**Method:SW6020A**			Prep:SW3010A / 18-Jan-2022		Analyst: JC
Arsenic	**0.000998**	J	**0.000400**	**0.00200**	**mg/L**	1	19-Jan-2022 00:28

Note: See Qualifiers Page for a list of qualifiers and their explanation.

Client:	Golder Associates Inc.	**ANALYTICAL REPORT**
Project:	Houston TX-Wood Preserving Works	WorkOrder:HS22010196
Sample ID:	WG-1620-MW88C-20220105	Lab ID:HS22010196-03
Collection Date:	05-Jan-2022 13:25	Matrix:Groundwater

ANALYSES	RESULT	QUAL	SDL	MQL	UNITS	DILUTION FACTOR	DATE ANALYZED
LOW LEVEL VOLATILES BY SW8260C		**Method:SW8260**					Analyst: AKP
1,2-Dichloroethane		U	0.00020	0.0010	mg/L	1	13-Jan-2022 15:14
Benzene		U	0.00020	0.0010	mg/L	1	13-Jan-2022 15:14
Chlorobenzene		U	0.00030	0.0010	mg/L	1	13-Jan-2022 15:14
Ethylbenzene		U	0.00030	0.0010	mg/L	1	13-Jan-2022 15:14
Methylene chloride		U	0.0010	0.0020	mg/L	1	13-Jan-2022 15:14
Toluene		U	0.00020	0.0010	mg/L	1	13-Jan-2022 15:14
Xylenes, Total		U	0.00030	0.0010	mg/L	1	13-Jan-2022 15:14
Surr: 1,2-Dichloroethane-d4	*87.5*			*70-126*	*%REC*	*1*	*13-Jan-2022 15:14*
Surr: 4-Bromofluorobenzene	*81.1*			*81-113*	*%REC*	*1*	*13-Jan-2022 15:14*
Surr: Dibromofluoromethane	*97.2*			*77-123*	*%REC*	*1*	*13-Jan-2022 15:14*
Surr: Toluene-d8	*99.9*			*82-127*	*%REC*	*1*	*13-Jan-2022 15:14*

Note: See Qualifiers Page for a list of qualifiers and their explanation.

Client:	Golder Associates Inc.	**ANALYTICAL REPORT**
Project:	Houston TX-Wood Preserving Works	WorkOrder:HS22010196
Sample ID:	WG-1620-MW88C-20220105	Lab ID:HS22010196-03
Collection Date:	05-Jan-2022 13:25	Matrix:Groundwater

ANALYSES	RESULT	QUAL	SDL	MQL	UNITS	DILUTION FACTOR	DATE ANALYZED
LOW-LEVEL SEMIVOLATILES BY 8270D		**Method:SW8270**			Prep:SW3510 / 12-Jan-2022		Analyst: GEY
1,2-Diphenylhydrazine	U		0.000021	0.00020	mg/L	1	18-Jan-2022 16:23
2,4-Dimethylphenol	U		0.000040	0.00020	mg/L	1	18-Jan-2022 16:23
2,4-Dinitrotoluene	U		0.000058	0.00020	mg/L	1	18-Jan-2022 16:23
2,6-Dinitrotoluene	U		0.000042	0.00020	mg/L	1	18-Jan-2022 16:23
2-Chloronaphthalene	U		0.000021	0.00020	mg/L	1	18-Jan-2022 16:23
2-Methylnaphthalene	**0.00015**		**0.000019**	**0.00010**	**mg/L**	1	18-Jan-2022 16:23
4,6-Dinitro-2-methylphenol	U		0.000020	0.00020	mg/L	1	18-Jan-2022 16:23
4-Nitrophenol	U		0.000047	0.0010	mg/L	1	18-Jan-2022 16:23
Acenaphthene	**0.00012**		**0.000027**	**0.00010**	**mg/L**	1	18-Jan-2022 16:23
Acenaphthylene	U		0.000015	0.00010	mg/L	1	18-Jan-2022 16:23
Anthracene	U		0.000014	0.00010	mg/L	1	18-Jan-2022 16:23
Benz(a)anthracene	U		0.000050	0.00010	mg/L	1	18-Jan-2022 16:23
Benzo(a)pyrene	U		0.000020	0.00010	mg/L	1	18-Jan-2022 16:23
Bis(2-chloroethoxy)methane	U		0.000030	0.00020	mg/L	1	18-Jan-2022 16:23
Bis(2-ethylhexyl)phthalate	**0.000068**	J	**0.000037**	**0.00020**	**mg/L**	1	18-Jan-2022 16:23
Chrysene	U		0.000021	0.00010	mg/L	1	18-Jan-2022 16:23
Dibenzofuran	**0.000091**	J	**0.000020**	**0.00010**	**mg/L**	1	18-Jan-2022 16:23
Di-n-butyl phthalate	U		0.000020	0.00020	mg/L	1	18-Jan-2022 16:23
Fluoranthene	U		0.000010	0.00010	mg/L	1	18-Jan-2022 16:23
Fluorene	**0.000069**	J	**0.000030**	**0.00010**	**mg/L**	1	18-Jan-2022 16:23
Naphthalene	**0.0013**		**0.000020**	**0.00010**	**mg/L**	1	18-Jan-2022 16:23
Nitrobenzene	U		0.000024	0.00020	mg/L	1	18-Jan-2022 16:23
N-Nitrosodiphenylamine	U		0.000025	0.00020	mg/L	1	18-Jan-2022 16:23
Pentachlorophenol	U		0.000079	0.00020	mg/L	1	18-Jan-2022 16:23
Phenanthrene	U		0.000021	0.00010	mg/L	1	18-Jan-2022 16:23
Phenol	U		0.000035	0.00020	mg/L	1	18-Jan-2022 16:23
Pyrene	U		0.000019	0.00010	mg/L	1	18-Jan-2022 16:23
Surr: 2,4,6-Tribromophenol	*66.4*			*34-129*	*%REC*	*1*	*18-Jan-2022 16:23*
Surr: 2-Fluorobiphenyl	*87.2*			*40-125*	*%REC*	*1*	*18-Jan-2022 16:23*
Surr: 2-Fluorophenol	*93.5*			*20-120*	*%REC*	*1*	*18-Jan-2022 16:23*
Surr: 4-Terphenyl-d14	*131*			*40-135*	*%REC*	*1*	*18-Jan-2022 16:23*
Surr: Nitrobenzene-d5	*90.8*			*41-120*	*%REC*	*1*	*18-Jan-2022 16:23*
Surr: Phenol-d6	*88.5*			*20-120*	*%REC*	*1*	*18-Jan-2022 16:23*
ICP-MS METALS BY SW6020A		**Method:SW6020A**			Prep:SW3010A / 18-Jan-2022		Analyst: JC
Arsenic	**0.000907**	J	**0.000400**	**0.00200**	**mg/L**	1	19-Jan-2022 00:42

Note: See Qualifiers Page for a list of qualifiers and their explanation.

Client:	Golder Associates Inc.	**ANALYTICAL REPORT**
Project:	Houston TX-Wood Preserving Works	WorkOrder:HS22010196
Sample ID:	WG-1620-MW15C-20220105	Lab ID:HS22010196-04
Collection Date:	05-Jan-2022 14:20	Matrix:Groundwater

ANALYSES	RESULT	QUAL	SDL	MQL	UNITS	DILUTION FACTOR	DATE ANALYZED
LOW LEVEL VOLATILES BY SW8260C		**Method:SW8260**					Analyst: AKP
1,2-Dichloroethane	U		0.0010	0.0050	mg/L	5	13-Jan-2022 13:05
Benzene	U		0.0010	0.0050	mg/L	5	13-Jan-2022 13:05
Chlorobenzene	U		0.0015	0.0050	mg/L	5	13-Jan-2022 13:05
Ethylbenzene	U		0.0015	0.0050	mg/L	5	13-Jan-2022 13:05
Methylene chloride	**0.0061**	J	**0.0050**	**0.010**	**mg/L**	5	13-Jan-2022 13:05
Toluene	U		0.0010	0.0050	mg/L	5	13-Jan-2022 13:05
Xylenes, Total	U		0.0015	0.0050	mg/L	5	13-Jan-2022 13:05
Surr: 1,2-Dichloroethane-d4	*89.0*			*70-126*	*%REC*	*5*	*13-Jan-2022 13:05*
Surr: 4-Bromofluorobenzene	*82.8*			*81-113*	*%REC*	*5*	*13-Jan-2022 13:05*
Surr: Dibromofluoromethane	*97.5*			*77-123*	*%REC*	*5*	*13-Jan-2022 13:05*
Surr: Toluene-d8	*101*			*82-127*	*%REC*	*5*	*13-Jan-2022 13:05*

Note: See Qualifiers Page for a list of qualifiers and their explanation.

Client:	Golder Associates Inc.	**ANALYTICAL REPORT**
Project:	Houston TX-Wood Preserving Works	WorkOrder:HS22010196
Sample ID:	WG-1620-MW15C-20220105	Lab ID:HS22010196-04
Collection Date:	05-Jan-2022 14:20	Matrix:Groundwater

ANALYSES	RESULT	QUAL	SDL	MQL	UNITS	DILUTION FACTOR	DATE ANALYZED
LOW-LEVEL SEMIVOLATILES BY 8270D		**Method:SW8270**			Prep:SW3510 / 12-Jan-2022		Analyst: GEY
1,2-Diphenylhydrazine	U		0.000021	0.00020	mg/L	1	18-Jan-2022 16:42
2,4-Dimethylphenol	U		0.000040	0.00020	mg/L	1	18-Jan-2022 16:42
2,4-Dinitrotoluene	U		0.000058	0.00020	mg/L	1	18-Jan-2022 16:42
2,6-Dinitrotoluene	U		0.000042	0.00020	mg/L	1	18-Jan-2022 16:42
2-Chloronaphthalene	U		0.000021	0.00020	mg/L	1	18-Jan-2022 16:42
2-Methylnaphthalene	**0.00010**		**0.000019**	**0.00010**	**mg/L**	1	18-Jan-2022 16:42
4,6-Dinitro-2-methylphenol	U		0.000020	0.00020	mg/L	1	18-Jan-2022 16:42
4-Nitrophenol	U		0.000047	0.0010	mg/L	1	18-Jan-2022 16:42
Acenaphthene	**0.024**		**0.00027**	**0.0010**	**mg/L**	10	18-Jan-2022 18:38
Acenaphthylene	**0.0012**		**0.000015**	**0.00010**	**mg/L**	1	18-Jan-2022 16:42
Anthracene	**0.00047**		**0.000014**	**0.00010**	**mg/L**	1	18-Jan-2022 16:42
Benz(a)anthracene	U		0.000050	0.00010	mg/L	1	18-Jan-2022 16:42
Benzo(a)pyrene	U		0.000020	0.00010	mg/L	1	18-Jan-2022 16:42
Bis(2-chloroethoxy)methane	U		0.000030	0.00020	mg/L	1	18-Jan-2022 16:42
Bis(2-ethylhexyl)phthalate	**0.000051**	J	**0.000037**	**0.00020**	**mg/L**	1	18-Jan-2022 16:42
Chrysene	U		0.000021	0.00010	mg/L	1	18-Jan-2022 16:42
Dibenzofuran	**0.012**		**0.00020**	**0.0010**	**mg/L**	10	18-Jan-2022 18:38
Di-n-butyl phthalate	U		0.000020	0.00020	mg/L	1	18-Jan-2022 16:42
Fluoranthene	**0.0011**		**0.000010**	**0.00010**	**mg/L**	1	18-Jan-2022 16:42
Fluorene	**0.0011**		**0.000030**	**0.00010**	**mg/L**	1	18-Jan-2022 16:42
Naphthalene	**0.0024**		**0.000020**	**0.00010**	**mg/L**	1	18-Jan-2022 16:42
Nitrobenzene	U		0.000024	0.00020	mg/L	1	18-Jan-2022 16:42
N-Nitrosodiphenylamine	U		0.000025	0.00020	mg/L	1	18-Jan-2022 16:42
Pentachlorophenol	U		0.000079	0.00020	mg/L	1	18-Jan-2022 16:42
Phenanthrene	**0.000088**	J	**0.000021**	**0.00010**	**mg/L**	1	18-Jan-2022 16:42
Phenol	U		0.000035	0.00020	mg/L	1	18-Jan-2022 16:42
Pyrene	**0.00064**		**0.000019**	**0.00010**	**mg/L**	1	18-Jan-2022 16:42
Surr: 2,4,6-Tribromophenol	*93.9*			*34-129*	*%REC*	*1*	*18-Jan-2022 16:42*
Surr: 2,4,6-Tribromophenol	*92.0*			*34-129*	*%REC*	*10*	*18-Jan-2022 18:38*
Surr: 2-Fluorobiphenyl	*99.6*			*40-125*	*%REC*	*10*	*18-Jan-2022 18:38*
Surr: 2-Fluorobiphenyl	*89.9*			*40-125*	*%REC*	*1*	*18-Jan-2022 16:42*
Surr: 2-Fluorophenol	*91.9*			*20-120*	*%REC*	*1*	*18-Jan-2022 16:42*
Surr: 2-Fluorophenol	*105*			*20-120*	*%REC*	*10*	*18-Jan-2022 18:38*
Surr: 4-Terphenyl-d14	*120*			*40-135*	*%REC*	*1*	*18-Jan-2022 16:42*
Surr: 4-Terphenyl-d14	*133*			*40-135*	*%REC*	*10*	*18-Jan-2022 18:38*
Surr: Nitrobenzene-d5	*95.2*			*41-120*	*%REC*	*1*	*18-Jan-2022 16:42*
Surr: Nitrobenzene-d5	*93.3*			*41-120*	*%REC*	*10*	*18-Jan-2022 18:38*
Surr: Phenol-d6	*90.0*			*20-120*	*%REC*	*1*	*18-Jan-2022 16:42*
Surr: Phenol-d6	*72.7*			*20-120*	*%REC*	*10*	*18-Jan-2022 18:38*

Note: See Qualifiers Page for a list of qualifiers and their explanation.

Client:	Golder Associates Inc.	**ANALYTICAL REPORT**
Project:	Houston TX-Wood Preserving Works	WorkOrder:HS22010196
Sample ID:	WG-1620-MW15C-20220105	Lab ID:HS22010196-04
Collection Date:	05-Jan-2022 14:20	Matrix:Groundwater

ANALYSES	RESULT	QUAL	SDL	MQL	UNITS	DILUTION FACTOR	DATE ANALYZED
ICP-MS METALS BY SW6020A		**Method:SW6020A**			Prep:SW3010A / 18-Jan-2022		Analyst: JC
Arsenic	**0.000739**	J	**0.000400**	**0.00200**	**mg/L**	1	19-Jan-2022 00:44

Note: See Qualifiers Page for a list of qualifiers and their explanation.

Client:	Golder Associates Inc.	**ANALYTICAL REPORT**
Project:	Houston TX-Wood Preserving Works	WorkOrder:HS22010196
Sample ID:	WG-1620-MW15B-20220105	Lab ID:HS22010196-05
Collection Date:	05-Jan-2022 15:10	Matrix:Groundwater

ANALYSES	RESULT	QUAL	SDL	MQL	UNITS	DILUTION FACTOR	DATE ANALYZED
LOW LEVEL VOLATILES BY SW8260C		**Method:SW8260**					Analyst: AKP
1,2-Dichloroethane	U		0.00020	0.0010	mg/L	1	13-Jan-2022 15:34
Benzene	U		0.00020	0.0010	mg/L	1	13-Jan-2022 15:34
Chlorobenzene	U		0.00030	0.0010	mg/L	1	13-Jan-2022 15:34
Ethylbenzene	U		0.00030	0.0010	mg/L	1	13-Jan-2022 15:34
Methylene chloride	U		0.0010	0.0020	mg/L	1	13-Jan-2022 15:34
Toluene	U		0.00020	0.0010	mg/L	1	13-Jan-2022 15:34
Xylenes, Total	**0.00078**	J	**0.00030**	**0.0010**	**mg/L**	1	13-Jan-2022 15:34
Surr: 1,2-Dichloroethane-d4	*88.0*			*70-126*	*%REC*	*1*	*13-Jan-2022 15:34*
Surr: 4-Bromofluorobenzene	*85.4*			*81-113*	*%REC*	*1*	*13-Jan-2022 15:34*
Surr: Dibromofluoromethane	*95.3*			*77-123*	*%REC*	*1*	*13-Jan-2022 15:34*
Surr: Toluene-d8	*99.0*			*82-127*	*%REC*	*1*	*13-Jan-2022 15:34*

Note: See Qualifiers Page for a list of qualifiers and their explanation.

Client:	Golder Associates Inc.	**ANALYTICAL REPORT**
Project:	Houston TX-Wood Preserving Works	WorkOrder:HS22010196
Sample ID:	WG-1620-MW15B-20220105	Lab ID:HS22010196-05
Collection Date:	05-Jan-2022 15:10	Matrix:Groundwater

ANALYSES	RESULT	QUAL	SDL	MQL	UNITS	DILUTION FACTOR	DATE ANALYZED
LOW-LEVEL SEMIVOLATILES BY 8270D		**Method:SW8270**			Prep:SW3510 / 12-Jan-2022		Analyst: GEY
1,2-Diphenylhydrazine	U		0.000021	0.00020	mg/L	1	18-Jan-2022 17:21
2,4-Dimethylphenol	U		0.000040	0.00020	mg/L	1	18-Jan-2022 17:21
2,4-Dinitrotoluene	U		0.000058	0.00020	mg/L	1	18-Jan-2022 17:21
2,6-Dinitrotoluene	U		0.000042	0.00020	mg/L	1	18-Jan-2022 17:21
2-Chloronaphthalene	U		0.000021	0.00020	mg/L	1	18-Jan-2022 17:21
2-Methylnaphthalene	**0.00041**		**0.000019**	**0.00010**	**mg/L**	1	18-Jan-2022 17:21
4,6-Dinitro-2-methylphenol	U		0.000020	0.00020	mg/L	1	18-Jan-2022 17:21
4-Nitrophenol	U		0.000047	0.0010	mg/L	1	18-Jan-2022 17:21
Acenaphthene	**0.035**		**0.00027**	**0.0010**	**mg/L**	10	19-Jan-2022 21:41
Acenaphthylene	**0.00035**		**0.000015**	**0.00010**	**mg/L**	1	18-Jan-2022 17:21
Anthracene	**0.00075**		**0.000014**	**0.00010**	**mg/L**	1	18-Jan-2022 17:21
Benz(a)anthracene	**0.00012**		**0.000050**	**0.00010**	**mg/L**	1	18-Jan-2022 17:21
Benzo(a)pyrene	U		0.000020	0.00010	mg/L	1	18-Jan-2022 17:21
Bis(2-chloroethoxy)methane	U		0.000030	0.00020	mg/L	1	18-Jan-2022 17:21
Bis(2-ethylhexyl)phthalate	U		0.000037	0.00020	mg/L	1	18-Jan-2022 17:21
Chrysene	**0.000094**	J	**0.000021**	**0.00010**	**mg/L**	1	18-Jan-2022 17:21
Dibenzofuran	**0.0074**		**0.000020**	**0.00010**	**mg/L**	1	18-Jan-2022 17:21
Di-n-butyl phthalate	U		0.000020	0.00020	mg/L	1	18-Jan-2022 17:21
Fluoranthene	**0.0028**		**0.000010**	**0.00010**	**mg/L**	1	18-Jan-2022 17:21
Fluorene	**0.0061**		**0.000030**	**0.00010**	**mg/L**	1	18-Jan-2022 17:21
Naphthalene	**0.019**		**0.00020**	**0.0010**	**mg/L**	10	19-Jan-2022 21:41
Nitrobenzene	U		0.000024	0.00020	mg/L	1	18-Jan-2022 17:21
N-Nitrosodiphenylamine	U		0.000025	0.00020	mg/L	1	18-Jan-2022 17:21
Pentachlorophenol	U		0.000079	0.00020	mg/L	1	18-Jan-2022 17:21
Phenanthrene	**0.00040**		**0.000021**	**0.00010**	**mg/L**	1	18-Jan-2022 17:21
Phenol	U		0.000035	0.00020	mg/L	1	18-Jan-2022 17:21
Pyrene	**0.0020**		**0.000019**	**0.00010**	**mg/L**	1	18-Jan-2022 17:21
Surr: 2,4,6-Tribromophenol	*97.5*			*34-129*	*%REC*	*1*	*18-Jan-2022 17:21*
Surr: 2,4,6-Tribromophenol	*99.2*			*34-129*	*%REC*	*10*	*19-Jan-2022 21:41*
Surr: 2-Fluorobiphenyl	*90.0*			*40-125*	*%REC*	*10*	*19-Jan-2022 21:41*
Surr: 2-Fluorobiphenyl	*81.1*			*40-125*	*%REC*	*1*	*18-Jan-2022 17:21*
Surr: 2-Fluorophenol	*80.7*			*20-120*	*%REC*	*1*	*18-Jan-2022 17:21*
Surr: 2-Fluorophenol	*75.2*			*20-120*	*%REC*	*10*	*19-Jan-2022 21:41*
Surr: 4-Terphenyl-d14	*120*			*40-135*	*%REC*	*1*	*18-Jan-2022 17:21*
Surr: 4-Terphenyl-d14	*136*	*S*		*40-135*	*%REC*	*10*	*19-Jan-2022 21:41*
Surr: Nitrobenzene-d5	*98.5*			*41-120*	*%REC*	*10*	*19-Jan-2022 21:41*
Surr: Nitrobenzene-d5	*74.4*			*41-120*	*%REC*	*1*	*18-Jan-2022 17:21*
Surr: Phenol-d6	*77.8*			*20-120*	*%REC*	*1*	*18-Jan-2022 17:21*
Surr: Phenol-d6	*66.0*			*20-120*	*%REC*	*10*	*19-Jan-2022 21:41*

Note: See Qualifiers Page for a list of qualifiers and their explanation.

Client:	Golder Associates Inc.	**ANALYTICAL REPORT**
Project:	Houston TX-Wood Preserving Works	WorkOrder:HS22010196
Sample ID:	WG-1620-MW15B-20220105	Lab ID:HS22010196-05
Collection Date:	05-Jan-2022 15:10	Matrix:Groundwater

ANALYSES	RESULT	QUAL	SDL	MQL	UNITS	DILUTION FACTOR	DATE ANALYZED
ICP-MS METALS BY SW6020A		**Method:SW6020A**			Prep:SW3010A / 18-Jan-2022		Analyst: JC
Arsenic	**0.0140**		**0.000400**	**0.00200**	**mg/L**	1	19-Jan-2022 00:46

Note: See Qualifiers Page for a list of qualifiers and their explanation.

Client:	Golder Associates Inc.	**ANALYTICAL REPORT**
Project:	Houston TX-Wood Preserving Works	WorkOrder:HS22010196
Sample ID:	WG-1620-TW41B-20220105	Lab ID:HS22010196-06
Collection Date:	05-Jan-2022 16:05	Matrix:Groundwater

ANALYSES	RESULT	QUAL	SDL	MQL	UNITS	DILUTION FACTOR	DATE ANALYZED
LOW LEVEL VOLATILES BY SW8260C		**Method:SW8260**					Analyst: AKP
1,2-Dichloroethane	U		0.0010	0.0050	mg/L	5	13-Jan-2022 13:29
Benzene	**0.0019**	J	**0.0010**	**0.0050**	**mg/L**	5	13-Jan-2022 13:29
Chlorobenzene	U		0.0015	0.0050	mg/L	5	13-Jan-2022 13:29
Ethylbenzene	U		0.0015	0.0050	mg/L	5	13-Jan-2022 13:29
Methylene chloride	**0.0078**	J	**0.0050**	**0.010**	**mg/L**	5	13-Jan-2022 13:29
Toluene	U		0.0010	0.0050	mg/L	5	13-Jan-2022 13:29
Xylenes, Total	**0.015**		**0.0015**	**0.0050**	**mg/L**	5	13-Jan-2022 13:29
Surr: 1,2-Dichloroethane-d4	*89.7*			*70-126*	*%REC*	*5*	*13-Jan-2022 13:29*
Surr: 4-Bromofluorobenzene	*84.7*			*81-113*	*%REC*	*5*	*13-Jan-2022 13:29*
Surr: Dibromofluoromethane	*96.3*			*77-123*	*%REC*	*5*	*13-Jan-2022 13:29*
Surr: Toluene-d8	*98.8*			*82-127*	*%REC*	*5*	*13-Jan-2022 13:29*

Note: See Qualifiers Page for a list of qualifiers and their explanation.

Client:	Golder Associates Inc.	**ANALYTICAL REPORT**
Project:	Houston TX-Wood Preserving Works	WorkOrder:HS22010196
Sample ID:	WG-1620-TW41B-20220105	Lab ID:HS22010196-06
Collection Date:	05-Jan-2022 16:05	Matrix:Groundwater

ANALYSES	RESULT	QUAL	SDL	MQL	UNITS	DILUTION FACTOR	DATE ANALYZED
LOW-LEVEL SEMIVOLATILES BY 8270D		**Method:SW8270**			Prep:SW3510 / 12-Jan-2022		Analyst: GEY
1,2-Diphenylhydrazine	U		0.000021	0.00020	mg/L	1	18-Jan-2022 17:40
2,4-Dimethylphenol	U		0.000040	0.00020	mg/L	1	18-Jan-2022 17:40
2,4-Dinitrotoluene	U		0.000058	0.00020	mg/L	1	18-Jan-2022 17:40
2,6-Dinitrotoluene	U		0.000042	0.00020	mg/L	1	18-Jan-2022 17:40
2-Chloronaphthalene	U		0.000021	0.00020	mg/L	1	18-Jan-2022 17:40
2-Methylnaphthalene	**0.039**		**0.00019**	**0.0010**	**mg/L**	10	19-Jan-2022 20:47
4,6-Dinitro-2-methylphenol	U		0.000020	0.00020	mg/L	1	18-Jan-2022 17:40
4-Nitrophenol	U		0.000047	0.0010	mg/L	1	18-Jan-2022 17:40
Acenaphthene	**0.090**		**0.0027**	**0.010**	**mg/L**	100	19-Jan-2022 21:05
Acenaphthylene	**0.0016**		**0.000015**	**0.00010**	**mg/L**	1	18-Jan-2022 17:40
Anthracene	**0.0042**		**0.000014**	**0.00010**	**mg/L**	1	18-Jan-2022 17:40
Benz(a)anthracene	U		0.000050	0.00010	mg/L	1	18-Jan-2022 17:40
Benzo(a)pyrene	U		0.000020	0.00010	mg/L	1	18-Jan-2022 17:40
Bis(2-chloroethoxy)methane	U		0.000030	0.00020	mg/L	1	18-Jan-2022 17:40
Bis(2-ethylhexyl)phthalate	U		0.000037	0.00020	mg/L	1	18-Jan-2022 17:40
Chrysene	U		0.000021	0.00010	mg/L	1	18-Jan-2022 17:40
Dibenzofuran	**0.053**		**0.00020**	**0.0010**	**mg/L**	10	19-Jan-2022 20:47
Di-n-butyl phthalate	U		0.000020	0.00020	mg/L	1	18-Jan-2022 17:40
Fluoranthene	**0.0028**		**0.000010**	**0.00010**	**mg/L**	1	18-Jan-2022 17:40
Fluorene	**0.069**		**0.00030**	**0.0010**	**mg/L**	10	19-Jan-2022 20:47
Naphthalene	**0.21**		**0.0020**	**0.010**	**mg/L**	100	19-Jan-2022 21:05
Nitrobenzene	U		0.000024	0.00020	mg/L	1	18-Jan-2022 17:40
N-Nitrosodiphenylamine	U		0.000025	0.00020	mg/L	1	18-Jan-2022 17:40
Pentachlorophenol	U		0.000079	0.00020	mg/L	1	18-Jan-2022 17:40
Phenanthrene	**0.025**		**0.00021**	**0.0010**	**mg/L**	10	19-Jan-2022 20:47
Phenol	U		0.000035	0.00020	mg/L	1	18-Jan-2022 17:40
Pyrene	**0.0015**		**0.000019**	**0.00010**	**mg/L**	1	18-Jan-2022 17:40
Surr: 2,4,6-Tribromophenol	*100*			*34-129*	*%REC*	*10*	*19-Jan-2022 20:47*
Surr: 2,4,6-Tribromophenol	*0*	*JS*		*34-129*	*%REC*	*100*	*19-Jan-2022 21:05*
Surr: 2,4,6-Tribromophenol	*104*			*34-129*	*%REC*	*1*	*18-Jan-2022 17:40*
Surr: 2-Fluorobiphenyl	*101*			*40-125*	*%REC*	*1*	*18-Jan-2022 17:40*
Surr: 2-Fluorobiphenyl	*98.8*			*40-125*	*%REC*	*10*	*19-Jan-2022 20:47*
Surr: 2-Fluorobiphenyl	*0*	*JS*		*40-125*	*%REC*	*100*	*19-Jan-2022 21:05*
Surr: 2-Fluorophenol	*78.5*			*20-120*	*%REC*	*10*	*19-Jan-2022 20:47*
Surr: 2-Fluorophenol	*0*	*JS*		*20-120*	*%REC*	*100*	*19-Jan-2022 21:05*
Surr: 2-Fluorophenol	*78.5*			*20-120*	*%REC*	*1*	*18-Jan-2022 17:40*
Surr: 4-Terphenyl-d14	*98.8*			*40-135*	*%REC*	*1*	*18-Jan-2022 17:40*
Surr: 4-Terphenyl-d14	*134*			*40-135*	*%REC*	*10*	*19-Jan-2022 20:47*
Surr: 4-Terphenyl-d14	*0*	*JS*		*40-135*	*%REC*	*100*	*19-Jan-2022 21:05*

Note: See Qualifiers Page for a list of qualifiers and their explanation.

Client:	Golder Associates Inc.	**ANALYTICAL REPORT**
Project:	Houston TX-Wood Preserving Works	WorkOrder:HS22010196
Sample ID:	WG-1620-TW41B-20220105	Lab ID:HS22010196-06
Collection Date:	05-Jan-2022 16:05	Matrix:Groundwater

ANALYSES	RESULT	QUAL	SDL	MQL	UNITS	DILUTION FACTOR	DATE ANALYZED
LOW-LEVEL SEMIVOLATILES BY 8270D		**Method:SW8270**			Prep:SW3510 / 12-Jan-2022		Analyst: GEY
Surr: Nitrobenzene-d5	*81.4*			*41-120*	*%REC*	*10*	*19-Jan-2022 20:47*
Surr: Nitrobenzene-d5	*90.7*			*41-120*	*%REC*	*1*	*18-Jan-2022 17:40*
Surr: Nitrobenzene-d5	*0*	*JS*		*41-120*	*%REC*	*100*	*19-Jan-2022 21:05*
Surr: Phenol-d6	*0*	*JS*		*20-120*	*%REC*	*100*	*19-Jan-2022 21:05*
Surr: Phenol-d6	*77.3*			*20-120*	*%REC*	*1*	*18-Jan-2022 17:40*
Surr: Phenol-d6	*71.6*			*20-120*	*%REC*	*10*	*19-Jan-2022 20:47*
ICP-MS METALS BY SW6020A		**Method:SW6020A**			Prep:SW3010A / 18-Jan-2022		Analyst: JC
Arsenic	**0.0784**		**0.000400**	**0.00200**	**mg/L**	1	19-Jan-2022 00:48

Note: See Qualifiers Page for a list of qualifiers and their explanation.

Client:	Golder Associates Inc.	**ANALYTICAL REPORT**
Project:	Houston TX-Wood Preserving Works	WorkOrder:HS22010196
Sample ID:	WG-1620-MW12C-20220105	Lab ID:HS22010196-07
Collection Date:	05-Jan-2022 17:05	Matrix:Groundwater

ANALYSES	RESULT	QUAL	SDL	MQL	UNITS	DILUTION FACTOR	DATE ANALYZED
LOW LEVEL VOLATILES BY SW8260C		**Method:SW8260**					Analyst: AKP
1,2-Dichloroethane		U	0.00020	0.0010	mg/L	1	13-Jan-2022 15:55
Benzene		U	0.00020	0.0010	mg/L	1	13-Jan-2022 15:55
Chlorobenzene		U	0.00030	0.0010	mg/L	1	13-Jan-2022 15:55
Ethylbenzene		U	0.00030	0.0010	mg/L	1	13-Jan-2022 15:55
Methylene chloride		U	0.0010	0.0020	mg/L	1	13-Jan-2022 15:55
Toluene		U	0.00020	0.0010	mg/L	1	13-Jan-2022 15:55
Xylenes, Total		U	0.00030	0.0010	mg/L	1	13-Jan-2022 15:55
Surr: 1,2-Dichloroethane-d4	*88.0*			*70-126*	*%REC*	*1*	*13-Jan-2022 15:55*
Surr: 4-Bromofluorobenzene	*82.2*			*81-113*	*%REC*	*1*	*13-Jan-2022 15:55*
Surr: Dibromofluoromethane	*94.2*			*77-123*	*%REC*	*1*	*13-Jan-2022 15:55*
Surr: Toluene-d8	*99.9*			*82-127*	*%REC*	*1*	*13-Jan-2022 15:55*

Note: See Qualifiers Page for a list of qualifiers and their explanation.

Client:	Golder Associates Inc.	**ANALYTICAL REPORT**
Project:	Houston TX-Wood Preserving Works	WorkOrder:HS22010196
Sample ID:	WG-1620-MW12C-20220105	Lab ID:HS22010196-07
Collection Date:	05-Jan-2022 17:05	Matrix:Groundwater

ANALYSES	RESULT	QUAL	SDL	MQL	UNITS	DILUTION FACTOR	DATE ANALYZED
LOW-LEVEL SEMIVOLATILES BY 8270D		**Method:SW8270**			Prep:SW3510 / 12-Jan-2022		Analyst: GEY
1,2-Diphenylhydrazine	U		0.000021	0.00020	mg/L	1	18-Jan-2022 18:00
2,4-Dimethylphenol	U		0.000040	0.00020	mg/L	1	18-Jan-2022 18:00
2,4-Dinitrotoluene	U		0.000058	0.00020	mg/L	1	18-Jan-2022 18:00
2,6-Dinitrotoluene	U		0.000042	0.00020	mg/L	1	18-Jan-2022 18:00
2-Chloronaphthalene	U		0.000021	0.00020	mg/L	1	18-Jan-2022 18:00
2-Methylnaphthalene	**0.00017**		**0.000019**	**0.00010**	**mg/L**	1	18-Jan-2022 18:00
4,6-Dinitro-2-methylphenol	U		0.000020	0.00020	mg/L	1	18-Jan-2022 18:00
4-Nitrophenol	U		0.000047	0.0010	mg/L	1	18-Jan-2022 18:00
Acenaphthene	**0.00015**		**0.000027**	**0.00010**	**mg/L**	1	18-Jan-2022 18:00
Acenaphthylene	U		0.000015	0.00010	mg/L	1	18-Jan-2022 18:00
Anthracene	**0.000041**	J	**0.000014**	**0.00010**	**mg/L**	1	18-Jan-2022 18:00
Benz(a)anthracene	U		0.000050	0.00010	mg/L	1	18-Jan-2022 18:00
Benzo(a)pyrene	U		0.000020	0.00010	mg/L	1	18-Jan-2022 18:00
Bis(2-chloroethoxy)methane	U		0.000030	0.00020	mg/L	1	18-Jan-2022 18:00
Bis(2-ethylhexyl)phthalate	U		0.000037	0.00020	mg/L	1	18-Jan-2022 18:00
Chrysene	U		0.000021	0.00010	mg/L	1	18-Jan-2022 18:00
Dibenzofuran	**0.00011**		**0.000020**	**0.00010**	**mg/L**	1	18-Jan-2022 18:00
Di-n-butyl phthalate	U		0.000020	0.00020	mg/L	1	18-Jan-2022 18:00
Fluoranthene	U		0.000010	0.00010	mg/L	1	18-Jan-2022 18:00
Fluorene	**0.00014**		**0.000030**	**0.00010**	**mg/L**	1	18-Jan-2022 18:00
Naphthalene	**0.0020**		**0.000020**	**0.00010**	**mg/L**	1	18-Jan-2022 18:00
Nitrobenzene	U		0.000024	0.00020	mg/L	1	18-Jan-2022 18:00
N-Nitrosodiphenylamine	U		0.000025	0.00020	mg/L	1	18-Jan-2022 18:00
Pentachlorophenol	U		0.000079	0.00020	mg/L	1	18-Jan-2022 18:00
Phenanthrene	**0.000099**	J	**0.000021**	**0.00010**	**mg/L**	1	18-Jan-2022 18:00
Phenol	U		0.000035	0.00020	mg/L	1	18-Jan-2022 18:00
Pyrene	U		0.000019	0.00010	mg/L	1	18-Jan-2022 18:00
Surr: 2,4,6-Tribromophenol	*66.3*			*34-129*	*%REC*	*1*	*18-Jan-2022 18:00*
Surr: 2-Fluorobiphenyl	*67.8*			*40-125*	*%REC*	*1*	*18-Jan-2022 18:00*
Surr: 2-Fluorophenol	*69.3*			*20-120*	*%REC*	*1*	*18-Jan-2022 18:00*
Surr: 4-Terphenyl-d14	*114*			*40-135*	*%REC*	*1*	*18-Jan-2022 18:00*
Surr: Nitrobenzene-d5	*64.2*			*41-120*	*%REC*	*1*	*18-Jan-2022 18:00*
Surr: Phenol-d6	*63.8*			*20-120*	*%REC*	*1*	*18-Jan-2022 18:00*
ICP-MS METALS BY SW6020A		**Method:SW6020A**			Prep:SW3010A / 18-Jan-2022		Analyst: JC
Arsenic	**0.00170**	J	**0.000400**	**0.00200**	**mg/L**	1	19-Jan-2022 00:50

Note: See Qualifiers Page for a list of qualifiers and their explanation.

Client:	Golder Associates Inc.	**ANALYTICAL REPORT**
Project:	Houston TX-Wood Preserving Works	WorkOrder:HS22010196
Sample ID:	WG-1620-FB01-20220105	Lab ID:HS22010196-08
Collection Date:	05-Jan-2022 17:25	Matrix:Water

ANALYSES	RESULT	QUAL	SDL	MQL	UNITS	DILUTION FACTOR	DATE ANALYZED
LOW LEVEL VOLATILES BY SW8260C		**Method:SW8260**					Analyst: AKP
1,2-Dichloroethane		U	0.00020	0.0010	mg/L	1	13-Jan-2022 12:21
Benzene		U	0.00020	0.0010	mg/L	1	13-Jan-2022 12:21
Chlorobenzene		U	0.00030	0.0010	mg/L	1	13-Jan-2022 12:21
Ethylbenzene		U	0.00030	0.0010	mg/L	1	13-Jan-2022 12:21
Methylene chloride		U	0.0010	0.0020	mg/L	1	13-Jan-2022 12:21
Toluene		U	0.00020	0.0010	mg/L	1	13-Jan-2022 12:21
Xylenes, Total		U	0.00030	0.0010	mg/L	1	13-Jan-2022 12:21
Surr: 1,2-Dichloroethane-d4	*89.9*			*70-126*	*%REC*	*1*	*13-Jan-2022 12:21*
Surr: 4-Bromofluorobenzene	*85.1*			*81-113*	*%REC*	*1*	*13-Jan-2022 12:21*
Surr: Dibromofluoromethane	*96.4*			*77-123*	*%REC*	*1*	*13-Jan-2022 12:21*
Surr: Toluene-d8	*98.4*			*82-127*	*%REC*	*1*	*13-Jan-2022 12:21*

Note: See Qualifiers Page for a list of qualifiers and their explanation.

Client:	Golder Associates Inc.	**ANALYTICAL REPORT**	
Project:	Houston TX-Wood Preserving Works	WorkOrder:HS22010196	
Sample ID:	WG-1620-FB01-20220105	Lab ID:HS22010196-08	
Collection Date:	05-Jan-2022 17:25	Matrix:Water	

ANALYSES	RESULT	QUAL	SDL	MQL	UNITS	DILUTION FACTOR	DATE ANALYZED
LOW-LEVEL SEMIVOLATILES BY 8270D		**Method:SW8270**			Prep:SW3510 / 12-Jan-2022		Analyst: GEY
1,2-Diphenylhydrazine		U	0.000021	0.00020	mg/L	1	18-Jan-2022 18:19
2,4-Dimethylphenol		U	0.000040	0.00020	mg/L	1	18-Jan-2022 18:19
2,4-Dinitrotoluene		U	0.000058	0.00020	mg/L	1	18-Jan-2022 18:19
2,6-Dinitrotoluene		U	0.000042	0.00020	mg/L	1	18-Jan-2022 18:19
2-Chloronaphthalene		U	0.000021	0.00020	mg/L	1	18-Jan-2022 18:19
2-Methylnaphthalene	**0.00064**		**0.000019**	**0.00010**	**mg/L**	1	18-Jan-2022 18:19
4,6-Dinitro-2-methylphenol		U	0.000020	0.00020	mg/L	1	18-Jan-2022 18:19
4-Nitrophenol		U	0.000047	0.0010	mg/L	1	18-Jan-2022 18:19
Acenaphthene	**0.00028**		**0.000027**	**0.00010**	**mg/L**	1	18-Jan-2022 18:19
Acenaphthylene		U	0.000015	0.00010	mg/L	1	18-Jan-2022 18:19
Anthracene		U	0.000014	0.00010	mg/L	1	18-Jan-2022 18:19
Benz(a)anthracene		U	0.000050	0.00010	mg/L	1	18-Jan-2022 18:19
Benzo(a)pyrene		U	0.000020	0.00010	mg/L	1	18-Jan-2022 18:19
Bis(2-chloroethoxy)methane		U	0.000030	0.00020	mg/L	1	18-Jan-2022 18:19
Bis(2-ethylhexyl)phthalate		U	0.000037	0.00020	mg/L	1	18-Jan-2022 18:19
Chrysene		U	0.000021	0.00010	mg/L	1	18-Jan-2022 18:19
Dibenzofuran	**0.00013**		**0.000020**	**0.00010**	**mg/L**	1	18-Jan-2022 18:19
Di-n-butyl phthalate		U	0.000020	0.00020	mg/L	1	18-Jan-2022 18:19
Fluoranthene		U	0.000010	0.00010	mg/L	1	18-Jan-2022 18:19
Fluorene	**0.00010**		**0.000030**	**0.00010**	**mg/L**	1	18-Jan-2022 18:19
Naphthalene	**0.0083**		**0.000020**	**0.00010**	**mg/L**	1	18-Jan-2022 18:19
Nitrobenzene		U	0.000024	0.00020	mg/L	1	18-Jan-2022 18:19
N-Nitrosodiphenylamine		U	0.000025	0.00020	mg/L	1	18-Jan-2022 18:19
Pentachlorophenol		U	0.000079	0.00020	mg/L	1	18-Jan-2022 18:19
Phenanthrene		U	0.000021	0.00010	mg/L	1	18-Jan-2022 18:19
Phenol		U	0.000035	0.00020	mg/L	1	18-Jan-2022 18:19
Pyrene		U	0.000019	0.00010	mg/L	1	18-Jan-2022 18:19
Surr: 2,4,6-Tribromophenol	*79.2*			*34-129*	*%REC*	*1*	*18-Jan-2022 18:19*
Surr: 2-Fluorobiphenyl	*93.4*			*40-125*	*%REC*	*1*	*18-Jan-2022 18:19*
Surr: 2-Fluorophenol	*102*			*20-120*	*%REC*	*1*	*18-Jan-2022 18:19*
Surr: 4-Terphenyl-d14	*126*			*40-135*	*%REC*	*1*	*18-Jan-2022 18:19*
Surr: Nitrobenzene-d5	*90.0*			*41-120*	*%REC*	*1*	*18-Jan-2022 18:19*
Surr: Phenol-d6	*91.3*			*20-120*	*%REC*	*1*	*18-Jan-2022 18:19*
ICP-MS METALS BY SW6020A		**Method:SW6020A**			Prep:SW3010A / 18-Jan-2022		Analyst: JC
Arsenic		U	0.000400	0.00200	mg/L	1	19-Jan-2022 00:52

Note: See Qualifiers Page for a list of qualifiers and their explanation.

Weight / Prep Log

Client: Golder Associates Inc.
Project: Houston TX-Wood Preserving Works
WorkOrder: HS22010196

Batch ID: 174329 **Start Date:** 12 Jan 2022 09:00 **End Date:** 12 Jan 2022 14:30
Method: SV AQ SEP FUN EXTRACT-LOWLEV - 3510C **Prep Code:** 3510_B_LOW

Sample ID	Container	Sample Wt/Vol	Final Volume	Prep Factor	
HS22010196-02	1	1000 (mL)	1 (mL)	0.001	1-liter amber glass, Neat
HS22010196-03	1	1000 (mL)	1 (mL)	0.001	1-liter amber glass, Neat
HS22010196-04	1	1000 (mL)	1 (mL)	0.001	1-liter amber glass, Neat
HS22010196-05	1	1000 (mL)	1 (mL)	0.001	1-liter amber glass, Neat
HS22010196-06	1	1000 (mL)	1 (mL)	0.001	1-liter amber glass, Neat
HS22010196-07	1	1000 (mL)	1 (mL)	0.001	1-liter amber glass, Neat
HS22010196-08	1	1000 (mL)	1 (mL)	0.001	1-liter amber glass, Neat

Batch ID: 174495 **Start Date:** 18 Jan 2022 10:00 **End Date:** 18 Jan 2022 14:00
Method: WATER - SW3010A **Prep Code:** 3010A

Sample ID	Container	Sample Wt/Vol	Final Volume	Prep Factor	
HS22010196-02		10 (mL)	10 (mL)	1	120 plastic HNO3
HS22010196-03		10 (mL)	10 (mL)	1	120 plastic HNO3
HS22010196-04		10 (mL)	10 (mL)	1	120 plastic HNO3
HS22010196-05		10 (mL)	10 (mL)	1	120 plastic HNO3
HS22010196-06		10 (mL)	10 (mL)	1	120 plastic HNO3
HS22010196-07		10 (mL)	10 (mL)	1	120 plastic HNO3
HS22010196-08		10 (mL)	10 (mL)	1	120 plastic HNO3

Client: Golder Associates Inc.
Project: Houston TX-Wood Preserving Works
WorkOrder: HS22010196

DATES REPORT

Sample ID	Client Samp ID	Collection Date	Leachate Date	Prep Date	Analysis Date	DF
Batch ID: 174329 (0)	**Test Name :** LOW-LEVEL SEMIVOLATILES BY 8270D				**Matrix:** Water	
HS22010196-08	WG-1620-FB01-20220105	05 Jan 2022 17:25		12 Jan 2022 08:22	18 Jan 2022 18:19	1
Batch ID: 174329 (0)	**Test Name :** LOW-LEVEL SEMIVOLATILES BY 8270D				**Matrix:** Groundwater	
HS22010196-02	WG-1620-MW14-20220105	05 Jan 2022 12:35		12 Jan 2022 08:22	18 Jan 2022 16:03	1
HS22010196-03	WG-1620-MW88C-20220105	05 Jan 2022 13:25		12 Jan 2022 08:22	18 Jan 2022 16:23	1
HS22010196-04	WG-1620-MW15C-20220105	05 Jan 2022 14:20		12 Jan 2022 08:22	18 Jan 2022 18:38	10
HS22010196-04	WG-1620-MW15C-20220105	05 Jan 2022 14:20		12 Jan 2022 08:22	18 Jan 2022 16:42	1
HS22010196-05	WG-1620-MW15B-20220105	05 Jan 2022 15:10		12 Jan 2022 08:22	19 Jan 2022 21:41	10
HS22010196-05	WG-1620-MW15B-20220105	05 Jan 2022 15:10		12 Jan 2022 08:22	18 Jan 2022 17:21	1
HS22010196-06	WG-1620-TW41B-20220105	05 Jan 2022 16:05		12 Jan 2022 08:22	19 Jan 2022 21:05	100
HS22010196-06	WG-1620-TW41B-20220105	05 Jan 2022 16:05		12 Jan 2022 08:22	19 Jan 2022 20:47	10
HS22010196-06	WG-1620-TW41B-20220105	05 Jan 2022 16:05		12 Jan 2022 08:22	18 Jan 2022 17:40	1
HS22010196-07	WG-1620-MW12C-20220105	05 Jan 2022 17:05		12 Jan 2022 08:22	18 Jan 2022 18:00	1
Batch ID: 174495 (0)	**Test Name :** ICP-MS METALS BY SW6020A				**Matrix:** Water	
HS22010196-08	WG-1620-FB01-20220105	05 Jan 2022 17:25		18 Jan 2022 14:00	19 Jan 2022 00:52	1
Batch ID: 174495 (0)	**Test Name :** ICP-MS METALS BY SW6020A				**Matrix:** Groundwater	
HS22010196-02	WG-1620-MW14-20220105	05 Jan 2022 12:35		18 Jan 2022 14:00	19 Jan 2022 00:28	1
HS22010196-03	WG-1620-MW88C-20220105	05 Jan 2022 13:25		18 Jan 2022 14:00	19 Jan 2022 00:42	1
HS22010196-04	WG-1620-MW15C-20220105	05 Jan 2022 14:20		18 Jan 2022 14:00	19 Jan 2022 00:44	1
HS22010196-05	WG-1620-MW15B-20220105	05 Jan 2022 15:10		18 Jan 2022 14:00	19 Jan 2022 00:46	1
HS22010196-06	WG-1620-TW41B-20220105	05 Jan 2022 16:05		18 Jan 2022 14:00	19 Jan 2022 00:48	1
HS22010196-07	WG-1620-MW12C-20220105	05 Jan 2022 17:05		18 Jan 2022 14:00	19 Jan 2022 00:50	1
Batch ID: R400214 (0)	**Test Name :** LOW LEVEL VOLATILES BY SW8260C				**Matrix:** Water	
HS22010196-01	WQ-1620-TB01-20220105	05 Jan 2022 00:00			12 Jan 2022 06:59	1
Batch ID: R400351 (0)	**Test Name :** LOW LEVEL VOLATILES BY SW8260C				**Matrix:** Water	
HS22010196-08	WG-1620-FB01-20220105	05 Jan 2022 17:25			13 Jan 2022 12:21	1
Batch ID: R400351 (0)	**Test Name :** LOW LEVEL VOLATILES BY SW8260C				**Matrix:** Groundwater	
HS22010196-02	WG-1620-MW14-20220105	05 Jan 2022 12:35			13 Jan 2022 12:42	1
HS22010196-03	WG-1620-MW88C-20220105	05 Jan 2022 13:25			13 Jan 2022 15:14	1
HS22010196-04	WG-1620-MW15C-20220105	05 Jan 2022 14:20			13 Jan 2022 13:05	5
HS22010196-05	WG-1620-MW15B-20220105	05 Jan 2022 15:10			13 Jan 2022 15:34	1
HS22010196-06	WG-1620-TW41B-20220105	05 Jan 2022 16:05			13 Jan 2022 13:29	5
HS22010196-07	WG-1620-MW12C-20220105	05 Jan 2022 17:05			13 Jan 2022 15:55	1

WorkOrder: HS22010196
InstrumentID: ICPMS06
Test Code: ICP_TW
Test Number: SW6020A
Test Name: ICP-MS Metals by SW6020A

METHOD DETECTION / REPORTING LIMITS

Matrix: Aqueous **Units:** mg/L

Type	Analyte	CAS	DCS Spike	DCS	MDL	PQL
A	Arsenic	7440-38-2	0.00100	0.00121	0.000400	0.00200

WorkOrder: HS22010196
InstrumentID: SV-7
Test Code: 8270_LOW_W
Test Number: SW8270
Test Name: Low-Level Semivolatiles by 8270D

METHOD DETECTION / REPORTING LIMITS

Matrix: Aqueous **Units:** mg/L

Type	Analyte	CAS	DCS Spike	DCS	MDL	PQL
A	1,2-Diphenylhydrazine	122-66-7	0.00010	0.000085	0.000021	0.00020
A	2,4-Dimethylphenol	105-67-9	0.00010	0.000087	0.000040	0.00020
A	2,4-Dinitrotoluene	121-14-2	0.00010	0.000079	0.000058	0.00020
A	2,6-Dinitrotoluene	606-20-2	0.00010	0.000086	0.000042	0.00020
A	2-Chloronaphthalene	91-58-7	0.00010	0.000083	0.000021	0.00020
A	2-Methylnaphthalene	91-57-6	0.000050	0.000047	0.000019	0.00010
A	4,6-Dinitro-2-methylphenol	534-52-1	0.00010	0.000080	0.000020	0.00020
A	4-Nitrophenol	100-02-7	0.00010	0.000070	0.000047	0.0010
A	Acenaphthene	83-32-9	0.000050	0.000044	0.000027	0.00010
A	Acenaphthylene	208-96-8	0.000050	0.000044	0.000015	0.00010
A	Anthracene	120-12-7	0.000050	0.000048	0.000014	0.00010
A	Benz(a)anthracene	56-55-3	0.000050	0.000053	0.000050	0.00010
A	Benzo(a)pyrene	50-32-8	0.000050	0.000048	0.000020	0.00010
A	Bis(2-chloroethoxy)methane	111-91-1	0.00010	0.000084	0.000030	0.00020
A	Bis(2-ethylhexyl)phthalate	117-81-7	0.00010	0.000089	0.000037	0.00020
A	Chrysene	218-01-9	0.000050	0.000050	0.000021	0.00010
A	Dibenzofuran	132-64-9	0.000050	0.000042	0.000020	0.00010
A	Di-n-butyl phthalate	84-74-2	0.00010	0.000097	0.000020	0.00020
A	Fluoranthene	206-44-0	0.000050	0.000053	0.000010	0.00010
A	Fluorene	86-73-7	0.000050	0.000045	0.000030	0.00010
A	Naphthalene	91-20-3	0.000050	0.000050	0.000020	0.00010
A	Nitrobenzene	98-95-3	0.00010	0.000096	0.000024	0.00020
A	N-Nitrosodiphenylamine	86-30-6	0.00010	0.000079	0.000025	0.00020
A	Pentachlorophenol	87-86-5	0.00010	0.000078	0.000079	0.00020
A	Phenanthrene	85-01-8	0.000050	0.000050	0.000021	0.00010
A	Phenol	108-95-2	0.00010	0.000081	0.000035	0.00020
A	Pyrene	129-00-0	0.000050	0.000048	0.000019	0.00010
S	2,4,6-Tribromophenol	118-79-6	0	0	0	0.00020
S	2-Fluorobiphenyl	321-60-8	0	0	0	0.00020
S	2-Fluorophenol	367-12-4	0	0	0	0.00020
S	4-Terphenyl-d14	1718-51-0	0	0	0	0.00020
S	Nitrobenzene-d5	4165-60-0	0	0	0	0.00020
S	Phenol-d6	13127-88-3	0	0	0	0.00020

WorkOrder: HS22010196
InstrumentID: VOA4
Test Code: 8260_LL_W
Test Number: SW8260
Test Name: Low Level Volatiles by SW8260C

METHOD DETECTION / REPORTING LIMITS

Matrix: Aqueous **Units:** mg/L

Type	Analyte	CAS	DCS Spike	DCS	MDL	PQL
A	1,2-Dichloroethane	107-06-2	0.00050	0.00077	0.00020	0.0010
A	Benzene	71-43-2	0.00050	0.00066	0.00020	0.0010
A	Chlorobenzene	108-90-7	0.0010	0.0011	0.00030	0.0010
A	Ethylbenzene	100-41-4	0.0010	0.0012	0.00030	0.0010
A	Methylene chloride	75-09-2	0.0020	0.0013	0.0010	0.0020
A	Toluene	108-88-3	0.00050	0.00069	0.00020	0.0010
A	Xylenes, Total	1330-20-7	0.0010	0.0034	0.00030	0.0010
S	1,2-Dichloroethane-d4	17060-07-0	0	0	0	0.0010
S	4-Bromofluorobenzene	460-00-4	0	0	0	0.0010
S	Dibromofluoromethane	1868-53-7	0	0	0	0.0010
S	Toluene-d8	2037-26-5	0	0	0	0.0010

WorkOrder: HS22010196
InstrumentID: VOA7
Test Code: 8260_LL_W
Test Number: SW8260
Test Name: Low Level Volatiles by SW8260C

METHOD DETECTION / REPORTING LIMITS

Matrix: Aqueous **Units:** mg/L

Type	Analyte	CAS	DCS Spike	DCS	MDL	PQL
A	1,2-Dichloroethane	107-06-2	0.00050	0.00064	0.00020	0.0010
A	Benzene	71-43-2	0.00050	0.00054	0.00020	0.0010
A	Chlorobenzene	108-90-7	0.0010	0.0011	0.00030	0.0010
A	Ethylbenzene	100-41-4	0.0010	0.0010	0.00030	0.0010
A	Methylene chloride	75-09-2	0.0020	0.0011	0.0010	0.0020
A	Toluene	108-88-3	0.00050	0.00058	0.00020	0.0010
A	Xylenes, Total	1330-20-7	0.0010	0.0030	0.00030	0.0010
S	1,2-Dichloroethane-d4	17060-07-0	0	0	0	0.0010
S	4-Bromofluorobenzene	460-00-4	0	0	0	0.0010
S	Dibromofluoromethane	1868-53-7	0	0	0	0.0010
S	Toluene-d8	2037-26-5	0	0	0	0.0010

Client: Golder Associates Inc.
Project: Houston TX-Wood Preserving Works
WorkOrder: HS22010196

QC BATCH REPORT

Batch ID: 174495 (0) **Instrument: ICPMS06** **Method: ICP-MS METALS BY SW6020A**

MBLK Sample ID: **MBLKF1-174495** Units: **mg/L** Analysis Date: **19-Jan-2022 00:24**
Client ID: Run ID: **ICPMS06_400531** SeqNo: **6468553** PrepDate: **18-Jan-2022** DF: **1**

Analyte	Result	MQL	SPK Val	SPK Ref Value	%REC	Control Limit	RPD Ref Value	%RPD	RPD Limit	Qual
Arsenic	U	0.00200								

MBLK Sample ID: **MBLK-174495** Units: **mg/L** Analysis Date: **19-Jan-2022 00:22**
Client ID: Run ID: **ICPMS06_400531** SeqNo: **6468552** PrepDate: **18-Jan-2022** DF: **1**

Analyte	Result	MQL	SPK Val	SPK Ref Value	%REC	Control Limit	RPD Ref Value	%RPD	RPD Limit	Qual
Arsenic	U	0.00200								

LCS Sample ID: **LCS-174495** Units: **mg/L** Analysis Date: **19-Jan-2022 00:26**
Client ID: Run ID: **ICPMS06_400531** SeqNo: **6468554** PrepDate: **18-Jan-2022** DF: **1**

Analyte	Result	MQL	SPK Val	SPK Ref Value	%REC	Control Limit	RPD Ref Value	%RPD	RPD Limit	Qual
Arsenic	0.05304	0.00200	0.05	0	106	80 - 120				

MS Sample ID: **HS22010196-02MS** Units: **mg/L** Analysis Date: **19-Jan-2022 00:32**
Client ID: **WG-1620-MW14-20220105** Run ID: **ICPMS06_400531** SeqNo: **6468557** PrepDate: **18-Jan-2022** DF: **1**

Analyte	Result	MQL	SPK Val	SPK Ref Value	%REC	Control Limit	RPD Ref Value	%RPD	RPD Limit	Qual
Arsenic	0.05349	0.00200	0.05	0.000998	105	80 - 120				

MSD Sample ID: **HS22010196-02MSD** Units: **mg/L** Analysis Date: **19-Jan-2022 00:34**
Client ID: **WG-1620-MW14-20220105** Run ID: **ICPMS06_400531** SeqNo: **6468558** PrepDate: **18-Jan-2022** DF: **1**

Analyte	Result	MQL	SPK Val	SPK Ref Value	%REC	Control Limit	RPD Ref Value	%RPD	RPD Limit	Qual
Arsenic	0.05446	0.00200	0.05	0.000998	107	80 - 120	0.05349	1.8	20	

PDS Sample ID: **HS22010196-02PDS** Units: **mg/L** Analysis Date: **19-Jan-2022 00:36**
Client ID: **WG-1620-MW14-20220105** Run ID: **ICPMS06_400531** SeqNo: **6468559** PrepDate: **18-Jan-2022** DF: **1**

Analyte	Result	MQL	SPK Val	SPK Ref Value	%REC	Control Limit	RPD Ref Value	%RPD	RPD Limit	Qual
Arsenic	0.1146	0.00200	0.1	0.000998	114	75 - 125				

Client: Golder Associates Inc.
Project: Houston TX-Wood Preserving Works
WorkOrder: HS22010196

QC BATCH REPORT

Batch ID: **174495 (0)** **Instrument:** **ICPMS06** **Method:** **ICP-MS METALS BY SW6020A**

SD Sample ID: **HS22010196-02SD** Units: **mg/L** Analysis Date: **19-Jan-2022 00:30**
Client ID: **WG-1620-MW14-20220105** Run ID: **ICPMS06_400531** SeqNo: **6468556** PrepDate: **18-Jan-2022** DF: **5**

Analyte	Result	MQL	SPK Val	SPK Ref Value	%REC	Control Limit	RPD Ref Value	%D	%D Limit	Qual
Arsenic	U	0.0100					0.000998	0	10	

The following samples were analyzed in this batch: HS22010196-02 HS22010196-03 HS22010196-04 HS22010196-05 HS22010196-06 HS22010196-07 HS22010196-08

Client: Golder Associates Inc.
Project: Houston TX-Wood Preserving Works
WorkOrder: HS22010196

QC BATCH REPORT

Batch ID: 174329 (0) **Instrument: SV-7** **Method: LOW-LEVEL SEMIVOLATILES BY 8270D**

MBLK Sample ID: **MBLK-174329** Units: **ug/L** Analysis Date: **14-Jan-2022 12:26**
Client ID: Run ID: **SV-7_400374** SeqNo: **6465485** PrepDate: **12-Jan-2022** DF: **1**

Analyte	Result	MQL	SPK Val	SPK Ref Value	%REC	Control Limit	RPD Ref Value	%RPD	RPD Limit	Qual
1,2-Diphenylhydrazine	U	0.20								
2,4-Dimethylphenol	U	0.20								
2,4-Dinitrotoluene	U	0.20								
2,6-Dinitrotoluene	U	0.20								
2-Chloronaphthalene	U	0.20								
2-Methylnaphthalene	U	0.10								
4,6-Dinitro-2-methylphenol	U	0.20								
4-Nitrophenol	U	1.0								
Acenaphthene	U	0.10								
Acenaphthylene	U	0.10								
Anthracene	U	0.10								
Benz(a)anthracene	U	0.10								
Benzo(a)pyrene	U	0.10								
Bis(2-chloroethoxy)methane	U	0.20								
Bis(2-ethylhexyl)phthalate	U	0.20								
Chrysene	U	0.10								
Dibenzofuran	U	0.10								
Di-n-butyl phthalate	U	0.20								
Fluoranthene	U	0.10								
Fluorene	U	0.10								
Naphthalene	U	0.10								
Nitrobenzene	U	0.20								
N-Nitrosodiphenylamine	U	0.20								
Pentachlorophenol	U	0.20								
Phenanthrene	U	0.10								
Phenol	U	0.20								
Pyrene	U	0.10								
Surr: 2,4,6-Tribromophenol	*2.916*	*0.20*	*5*	*0*	*58.3*	*34 - 129*				
Surr: 2-Fluorobiphenyl	*3.414*	*0.20*	*5*	*0*	*68.3*	*40 - 125*				
Surr: 2-Fluorophenol	*3.678*	*0.20*	*5*	*0*	*73.6*	*20 - 120*				
Surr: 4-Terphenyl-d14	*4.304*	*0.20*	*5*	*0*	*86.1*	*40 - 135*				
Surr: Nitrobenzene-d5	*3.498*	*0.20*	*5*	*0*	*70.0*	*41 - 120*				
Surr: Phenol-d6	*3.525*	*0.20*	*5*	*0*	*70.5*	*20 - 120*				

Client: Golder Associates Inc.
Project: Houston TX-Wood Preserving Works
WorkOrder: HS22010196

QC BATCH REPORT

Batch ID: 174329 (0) **Instrument: SV-7** **Method: LOW-LEVEL SEMIVOLATILES BY 8270D**

LCS Sample ID: **LCS-174329** Units: **ug/L** Analysis Date: **14-Jan-2022 12:45**
Client ID: Run ID: **SV-7_400374** SeqNo: **6465486** PrepDate: **12-Jan-2022** DF: **1**

Analyte	Result	MQL	SPK Val	SPK Ref Value	%REC	Control Limit	RPD Ref Value	%RPD	RPD Limit	Qual
1,2-Diphenylhydrazine	5.948	0.20	5	0	119	39 - 127				
2,4-Dimethylphenol	3.332	0.20	5	0	66.6	35 - 120				
2,4-Dinitrotoluene	4.495	0.20	5	0	89.9	50 - 122				
2,6-Dinitrotoluene	4.565	0.20	5	0	91.3	50 - 120				
2-Chloronaphthalene	4.336	0.20	5	0	86.7	50 - 120				
2-Methylnaphthalene	4.186	0.10	5	0	83.7	50 - 120				
4,6-Dinitro-2-methylphenol	5.043	0.20	5	0	101	25 - 121				
4-Nitrophenol	4.451	1.0	5	0	89.0	30 - 130				
Acenaphthene	3.951	0.10	5	0	79.0	45 - 120				
Acenaphthylene	4.488	0.10	5	0	89.8	47 - 120				
Anthracene	5.01	0.10	5	0	100	45 - 120				
Benz(a)anthracene	4.914	0.10	5	0	98.3	40 - 120				
Benzo(a)pyrene	5.684	0.10	5	0	114	45 - 120				
Bis(2-chloroethoxy)methane	4.446	0.20	5	0	88.9	45 - 120				
Bis(2-ethylhexyl)phthalate	5.765	0.20	5	0	115	40 - 139				
Chrysene	4.653	0.10	5	0	93.1	43 - 120				
Dibenzofuran	4.171	0.10	5	0	83.4	50 - 120				
Di-n-butyl phthalate	5.231	0.20	5	0	105	45 - 123				
Fluoranthene	4.921	0.10	5	0	98.4	45 - 125				
Fluorene	4.183	0.10	5	0	83.7	49 - 120				
Naphthalene	4.156	0.10	5	0	83.1	45 - 120				
Nitrobenzene	4.327	0.20	5	0	86.5	44 - 120				
N-Nitrosodiphenylamine	5.921	0.20	5	0	118	40 - 125				
Pentachlorophenol	3.954	0.20	5	0	79.1	19 - 121				
Phenanthrene	4.486	0.10	5	0	89.7	45 - 121				
Phenol	4.701	0.20	5	0	94.0	20 - 124				
Pyrene	3.64	0.10	5	0	72.8	40 - 130				
Surr: 2,4,6-Tribromophenol	*4.273*	*0.20*	*5*	*0*	*85.5*	*34 - 129*				
Surr: 2-Fluorobiphenyl	*4.002*	*0.20*	*5*	*0*	*80.0*	*40 - 125*				
Surr: 2-Fluorophenol	*4.583*	*0.20*	*5*	*0*	*91.7*	*20 - 120*				
Surr: 4-Terphenyl-d14	*3.955*	*0.20*	*5*	*0*	*79.1*	*40 - 135*				
Surr: Nitrobenzene-d5	*4.369*	*0.20*	*5*	*0*	*87.4*	*41 - 120*				
Surr: Phenol-d6	*4.316*	*0.20*	*5*	*0*	*86.3*	*20 - 120*				

Client: Golder Associates Inc.
Project: Houston TX-Wood Preserving Works
WorkOrder: HS22010196

QC BATCH REPORT

Batch ID: 174329 (0) **Instrument: SV-7** **Method: LOW-LEVEL SEMIVOLATILES BY 8270D**

MS Sample ID: **HS22010125-03MS** Units: **ug/L** Analysis Date: **14-Jan-2022 17:57**
Client ID: Run ID: **SV-7_400374** SeqNo: **6465489** PrepDate: **12-Jan-2022** DF: **1**

Analyte	Result	MQL	SPK Val	SPK Ref Value	%REC	Control Limit	RPD Ref Value	%RPD	RPD Limit	Qual
1,2-Diphenylhydrazine	5.694	0.20	5	0	114	39 - 127				
2,4-Dimethylphenol	4.371	0.20	5	0	87.4	35 - 120				
2,4-Dinitrotoluene	5.702	0.20	5	0	114	50 - 122				
2,6-Dinitrotoluene	4.934	0.20	5	0	98.7	50 - 120				
2-Chloronaphthalene	6.745	0.20	5	0	135	50 - 120				S
2-Methylnaphthalene	3.523	0.10	5	0	70.5	50 - 120				
4,6-Dinitro-2-methylphenol	4.598	0.20	5	0	92.0	25 - 121				
4-Nitrophenol	2.052	1.0	5	0	41.0	30 - 130				
Acenaphthene	4.227	0.10	5	0.7814	68.9	45 - 120				
Acenaphthylene	3.915	0.10	5	0	78.3	47 - 120				
Anthracene	4.897	0.10	5	0	97.9	45 - 120				
Benz(a)anthracene	5.968	0.10	5	0	119	40 - 120				
Benzo(a)pyrene	4.633	0.10	5	0	92.7	45 - 120				
Bis(2-chloroethoxy)methane	3.274	0.20	5	0	65.5	45 - 120				
Bis(2-ethylhexyl)phthalate	5.302	0.20	5	0	106	40 - 139				
Chrysene	4.853	0.10	5	0	97.1	43 - 120				
Dibenzofuran	4.018	0.10	5	0	80.4	50 - 120				
Di-n-butyl phthalate	5.439	0.20	5	0	109	45 - 123				
Fluoranthene	4.837	0.10	5	0	96.7	45 - 125				
Fluorene	5.575	0.10	5	2.669	58.1	49 - 120				
Naphthalene	3.357	0.10	5	0	67.1	45 - 120				
Nitrobenzene	3.448	0.20	5	0	69.0	44 - 120				
N-Nitrosodiphenylamine	5.173	0.20	5	0	103	40 - 125				
Pentachlorophenol	5.019	0.20	5	0	100	19 - 121				
Phenanthrene	5.167	0.10	5	0.5974	91.4	45 - 121				
Phenol	3.306	0.20	5	0	66.1	20 - 124				
Pyrene	5.087	0.10	5	0	102	40 - 130				
Surr: 2,4,6-Tribromophenol	*4.422*	*0.20*	*5*	*0*	*88.4*	*34 - 129*				
Surr: 2-Fluorobiphenyl	*3.436*	*0.20*	*5*	*0*	*68.7*	*40 - 125*				
Surr: 2-Fluorophenol	*3.613*	*0.20*	*5*	*0*	*72.3*	*20 - 120*				
Surr: 4-Terphenyl-d14	*5.678*	*0.20*	*5*	*0*	*114*	*40 - 135*				
Surr: Nitrobenzene-d5	*3.698*	*0.20*	*5*	*0*	*74.0*	*41 - 120*				
Surr: Phenol-d6	*3.329*	*0.20*	*5*	*0*	*66.6*	*20 - 120*				

Client: Golder Associates Inc.
Project: Houston TX-Wood Preserving Works
WorkOrder: HS22010196

QC BATCH REPORT

Batch ID: 174329 (0) **Instrument: SV-7** **Method: LOW-LEVEL SEMIVOLATILES BY 8270D**

MSD Sample ID: **HS22010125-03MSD** Units: **ug/L** Analysis Date: **14-Jan-2022 18:16**
Client ID: Run ID: **SV-7_400374** SeqNo: **6465490** PrepDate: **12-Jan-2022** DF: **1**

Analyte	Result	MQL	SPK Val	SPK Ref Value	%REC	Control Limit	RPD Ref Value	%RPD	RPD Limit	Qual
1,2-Diphenylhydrazine	4.904	0.20	5	0	98.1	39 - 127	5.694	14.9	20	
2,4-Dimethylphenol	2.498	0.20	5	0	50.0	35 - 120	4.371	54.5	20	R
2,4-Dinitrotoluene	5.129	0.20	5	0	103	50 - 122	5.702	10.6	20	
2,6-Dinitrotoluene	4.426	0.20	5	0	88.5	50 - 120	4.934	10.8	20	
2-Chloronaphthalene	3.491	0.20	5	0	69.8	50 - 120	6.745	63.6	20	R
2-Methylnaphthalene	3.204	0.10	5	0	64.1	50 - 120	3.523	9.48	20	
4,6-Dinitro-2-methylphenol	5.127	0.20	5	0	103	25 - 121	4.598	10.9	30	
4-Nitrophenol	1.497	1.0	5	0	29.9	30 - 130	2.052	31.3	20	SR
Acenaphthene	4.067	0.10	5	0.7814	65.7	45 - 120	4.227	3.86	20	
Acenaphthylene	3.998	0.10	5	0	80.0	47 - 120	3.915	2.08	20	
Anthracene	5.114	0.10	5	0	102	45 - 120	4.897	4.33	20	
Benz(a)anthracene	5.232	0.10	5	0	105	40 - 120	5.968	13.1	20	
Benzo(a)pyrene	5.249	0.10	5	0	105	45 - 120	4.633	12.5	20	
Bis(2-chloroethoxy)methane	2.689	0.20	5	0	53.8	45 - 120	3.274	19.6	20	
Bis(2-ethylhexyl)phthalate	5.485	0.20	5	0	110	40 - 139	5.302	3.4	20	
Chrysene	4.99	0.10	5	0	99.8	43 - 120	4.853	2.78	20	
Dibenzofuran	3.984	0.10	5	0	79.7	50 - 120	4.018	0.849	20	
Di-n-butyl phthalate	5.488	0.20	5	0	110	45 - 123	5.439	0.896	20	
Fluoranthene	5.032	0.10	5	0	101	45 - 125	4.837	3.95	20	
Fluorene	7.464	0.10	5	2.669	95.9	49 - 120	5.575	29	20	R
Naphthalene	2.962	0.10	5	0	59.2	45 - 120	3.357	12.5	20	
Nitrobenzene	3.323	0.20	5	0	66.5	44 - 120	3.448	3.68	20	
N-Nitrosodiphenylamine	5.414	0.20	5	0	108	40 - 125	5.173	4.55	20	
Pentachlorophenol	4.706	0.20	5	0	94.1	19 - 121	5.019	6.43	20	
Phenanthrene	4.953	0.10	5	0.5974	87.1	45 - 121	5.167	4.22	20	
Phenol	3.182	0.20	5	0	63.6	20 - 124	3.306	3.83	20	
Pyrene	5.253	0.10	5	0	105	40 - 130	5.087	3.2	20	
Surr: 2,4,6-Tribromophenol	*5.116*	*0.20*	*5*	*0*	*102*	*34 - 129*	*4.422*	*14.6*	*20*	
Surr: 2-Fluorobiphenyl	*3.333*	*0.20*	*5*	*0*	*66.7*	*40 - 125*	*3.436*	*3.04*	*20*	
Surr: 2-Fluorophenol	*3.245*	*0.20*	*5*	*0*	*64.9*	*20 - 120*	*3.613*	*10.7*	*20*	
Surr: 4-Terphenyl-d14	*5.224*	*0.20*	*5*	*0*	*104*	*40 - 135*	*5.678*	*8.32*	*20*	
Surr: Nitrobenzene-d5	*3.058*	*0.20*	*5*	*0*	*61.2*	*41 - 120*	*3.698*	*18.9*	*20*	
Surr: Phenol-d6	*2.168*	*0.20*	*5*	*0*	*43.4*	*20 - 120*	*3.329*	*42.3*	*20*	R

The following samples were analyzed in this batch: HS22010196-02 HS22010196-03 HS22010196-04 HS22010196-05 HS22010196-06 HS22010196-07 HS22010196-08

Client: Golder Associates Inc.
Project: Houston TX-Wood Preserving Works
WorkOrder: HS22010196

QC BATCH REPORT

Batch ID: R400214 (0) **Instrument:** VOA4 **Method:** LOW LEVEL VOLATILES BY SW8260C

MBLK Sample ID: **VBLKW-220111** Units: **ug/L** Analysis Date: **11-Jan-2022 22:33**
Client ID: Run ID: **VOA4_400214** SeqNo: **6460309** PrepDate: DF: **1**

Analyte	Result	MQL	SPK Val	SPK Ref Value	%REC	Control Limit	RPD Ref Value	%RPD	RPD Limit	Qual
1,2-Dichloroethane	U	1.0								
Benzene	U	1.0								
Chlorobenzene	U	1.0								
Ethylbenzene	U	1.0								
Methylene chloride	U	2.0								
Toluene	U	1.0								
Xylenes, Total	U	1.0								
Surr: 1,2-Dichloroethane-d4	*52.87*	*1.0*	*50*	*0*	*106*	*70 - 123*				
Surr: 4-Bromofluorobenzene	*47.39*	*1.0*	*50*	*0*	*94.8*	*82 - 115*				
Surr: Dibromofluoromethane	*50.86*	*1.0*	*50*	*0*	*102*	*73 - 126*				
Surr: Toluene-d8	*50.2*	*1.0*	*50*	*0*	*100*	*81 - 120*				

LCS Sample ID: **VLCSW-220111** Units: **ug/L** Analysis Date: **11-Jan-2022 21:49**
Client ID: Run ID: **VOA4_400214** SeqNo: **6460308** PrepDate: DF: **1**

Analyte	Result	MQL	SPK Val	SPK Ref Value	%REC	Control Limit	RPD Ref Value	%RPD	RPD Limit	Qual
1,2-Dichloroethane	20.34	1.0	20	0	102	70 - 124				
Benzene	21.08	1.0	20	0	105	74 - 120				
Chlorobenzene	19.27	1.0	20	0	96.3	76 - 113				
Ethylbenzene	19.85	1.0	20	0	99.2	77 - 117				
Methylene chloride	23.26	2.0	20	0	116	70 - 127				
Toluene	20.02	1.0	20	0	100	77 - 118				
Xylenes, Total	67.45	1.0	60	0	112	75 - 122				
Surr: 1,2-Dichloroethane-d4	*51.62*	*1.0*	*50*	*0*	*103*	*70 - 123*				
Surr: 4-Bromofluorobenzene	*49.28*	*1.0*	*50*	*0*	*98.6*	*82 - 115*				
Surr: Dibromofluoromethane	*50.37*	*1.0*	*50*	*0*	*101*	*73 - 126*				
Surr: Toluene-d8	*50.56*	*1.0*	*50*	*0*	*101*	*81 - 120*				

Client: Golder Associates Inc.
Project: Houston TX-Wood Preserving Works
WorkOrder: HS22010196

QC BATCH REPORT

Batch ID: R400214 (0) **Instrument:** VOA4 **Method:** LOW LEVEL VOLATILES BY SW8260C

MS Sample ID: **HS22010194-01MS** Units: **ug/L** Analysis Date: **12-Jan-2022 05:30**
Client ID: Run ID: **VOA4_400214** SeqNo: **6460327** PrepDate: DF: **1**

Analyte	Result	MQL	SPK Val	SPK Ref Value	%REC	Control Limit	RPD Ref Value	%RPD	RPD Limit	Qual
1,2-Dichloroethane	16.62	1.0	20	0	83.1	70 - 127				
Benzene	18.83	1.0	20	0.3347	92.5	70 - 127				
Chlorobenzene	16.67	1.0	20	0	83.3	70 - 114				
Ethylbenzene	17.68	1.0	20	0	88.4	70 - 124				
Methylene chloride	19	2.0	20	0	95.0	70 - 128				
Toluene	18.33	1.0	20	0.765	87.8	70 - 123				
Xylenes, Total	58.82	1.0	60	0	98.0	70 - 130				
Surr: 1,2-Dichloroethane-d4	*51.47*	*1.0*	*50*	*0*	*103*	*70 - 126*				
Surr: 4-Bromofluorobenzene	*49.16*	*1.0*	*50*	*0*	*98.3*	*81 - 113*				
Surr: Dibromofluoromethane	*49.75*	*1.0*	*50*	*0*	*99.5*	*77 - 123*				
Surr: Toluene-d8	*50.46*	*1.0*	*50*	*0*	*101*	*82 - 127*				

MSD Sample ID: **HS22010194-01MSD** Units: **ug/L** Analysis Date: **12-Jan-2022 05:52**
Client ID: Run ID: **VOA4_400214** SeqNo: **6460328** PrepDate: DF: **1**

Analyte	Result	MQL	SPK Val	SPK Ref Value	%REC	Control Limit	RPD Ref Value	%RPD	RPD Limit	Qual
1,2-Dichloroethane	17.1	1.0	20	0	85.5	70 - 127	16.62	2.87	20	
Benzene	18.21	1.0	20	0.3347	89.4	70 - 127	18.83	3.35	20	
Chlorobenzene	16.59	1.0	20	0	82.9	70 - 114	16.67	0.473	20	
Ethylbenzene	17.73	1.0	20	0	88.7	70 - 124	17.68	0.313	20	
Methylene chloride	18.16	2.0	20	0	90.8	70 - 128	19	4.5	20	
Toluene	17.97	1.0	20	0.765	86.0	70 - 123	18.33	1.99	20	
Xylenes, Total	57.03	1.0	60	0	95.1	70 - 130	58.82	3.08	20	
Surr: 1,2-Dichloroethane-d4	*52.15*	*1.0*	*50*	*0*	*104*	*70 - 126*	*51.47*	*1.31*	*20*	
Surr: 4-Bromofluorobenzene	*49.18*	*1.0*	*50*	*0*	*98.4*	*81 - 113*	*49.16*	*0.0318*	*20*	
Surr: Dibromofluoromethane	*50.65*	*1.0*	*50*	*0*	*101*	*77 - 123*	*49.75*	*1.8*	*20*	
Surr: Toluene-d8	*50.53*	*1.0*	*50*	*0*	*101*	*82 - 127*	*50.46*	*0.146*	*20*	

The following samples were analyzed in this batch: HS22010196-01

Client: Golder Associates Inc.
Project: Houston TX-Wood Preserving Works
WorkOrder: HS22010196

QC BATCH REPORT

Batch ID: R400351 (0) **Instrument:** VOA7 **Method:** LOW LEVEL VOLATILES BY SW8260C

MBLK Sample ID: **VBLKW-220113** Units: **ug/L** Analysis Date: **13-Jan-2022 10:57**
Client ID: Run ID: **VOA7_400351** SeqNo: **6463247** PrepDate: DF: **1**

Analyte	Result	MQL	SPK Val	SPK Ref Value	%REC	Control Limit	RPD Ref Value	%RPD	RPD Limit	Qual
1,2-Dichloroethane	U	1.0								
Benzene	U	1.0								
Chlorobenzene	U	1.0								
Ethylbenzene	U	1.0								
Methylene chloride	U	2.0								
Toluene	U	1.0								
Xylenes, Total	U	1.0								
Surr: 1,2-Dichloroethane-d4	*45.38*	*1.0*	*50*	*0*	*90.8*	*70 - 123*				
Surr: 4-Bromofluorobenzene	*41.41*	*1.0*	*50*	*0*	*82.8*	*82 - 115*				
Surr: Dibromofluoromethane	*48.17*	*1.0*	*50*	*0*	*96.3*	*73 - 126*				
Surr: Toluene-d8	*49.81*	*1.0*	*50*	*0*	*99.6*	*81 - 120*				

LCS Sample ID: **VLCSW-220113** Units: **ug/L** Analysis Date: **13-Jan-2022 10:15**
Client ID: Run ID: **VOA7_400351** SeqNo: **6463246** PrepDate: DF: **1**

Analyte	Result	MQL	SPK Val	SPK Ref Value	%REC	Control Limit	RPD Ref Value	%RPD	RPD Limit	Qual
1,2-Dichloroethane	16.26	1.0	20	0	81.3	70 - 124				
Benzene	19.68	1.0	20	0	98.4	74 - 120				
Chlorobenzene	20.01	1.0	20	0	100	76 - 113				
Ethylbenzene	19.46	1.0	20	0	97.3	77 - 117				
Methylene chloride	22.53	2.0	20	0	113	70 - 127				
Toluene	19.83	1.0	20	0	99.1	77 - 118				
Xylenes, Total	57.06	1.0	60	0	95.1	75 - 122				
Surr: 1,2-Dichloroethane-d4	*46.87*	*1.0*	*50*	*0*	*93.7*	*70 - 123*				
Surr: 4-Bromofluorobenzene	*44*	*1.0*	*50*	*0*	*88.0*	*82 - 115*				
Surr: Dibromofluoromethane	*50.15*	*1.0*	*50*	*0*	*100*	*73 - 126*				
Surr: Toluene-d8	*49.01*	*1.0*	*50*	*0*	*98.0*	*81 - 120*				

Client: Golder Associates Inc.
Project: Houston TX-Wood Preserving Works
WorkOrder: HS22010196

QC BATCH REPORT

Batch ID: R400351 (0) **Instrument:** VOA7 **Method:** LOW LEVEL VOLATILES BY SW8260C

MS Sample ID: **HS22010196-02MS** Units: **ug/L** Analysis Date: **13-Jan-2022 13:50**
Client ID: **WG-1620-MW14-20220105** Run ID: **VOA7_400351** SeqNo: **6463255** PrepDate: DF: **1**

Analyte	Result	MQL	SPK Val	SPK Ref Value	%REC	Control Limit	RPD Ref Value	%RPD	RPD Limit	Qual
1,2-Dichloroethane	15.46	1.0	20	0	77.3	70 - 127				
Benzene	18.28	1.0	20	0	91.4	70 - 127				
Chlorobenzene	18.62	1.0	20	0	93.1	70 - 114				
Ethylbenzene	18.75	1.0	20	0	93.7	70 - 124				
Methylene chloride	19.03	2.0	20	0	95.2	70 - 128				
Toluene	18.84	1.0	20	0	94.2	70 - 123				
Xylenes, Total	54.18	1.0	60	0	90.3	70 - 130				
Surr: 1,2-Dichloroethane-d4	*46*	*1.0*	*50*	*0*	*92.0*	*70 - 126*				
Surr: 4-Bromofluorobenzene	*42.79*	*1.0*	*50*	*0*	*85.6*	*81 - 113*				
Surr: Dibromofluoromethane	*48.29*	*1.0*	*50*	*0*	*96.6*	*77 - 123*				
Surr: Toluene-d8	*48.91*	*1.0*	*50*	*0*	*97.8*	*82 - 127*				

MSD Sample ID: **HS22010196-02MSD** Units: **ug/L** Analysis Date: **13-Jan-2022 14:11**
Client ID: **WG-1620-MW14-20220105** Run ID: **VOA7_400351** SeqNo: **6463256** PrepDate: DF: **1**

Analyte	Result	MQL	SPK Val	SPK Ref Value	%REC	Control Limit	RPD Ref Value	%RPD	RPD Limit	Qual
1,2-Dichloroethane	14.07	1.0	20	0	70.3	70 - 127	15.46	9.41	20	
Benzene	16.68	1.0	20	0	83.4	70 - 127	18.28	9.17	20	
Chlorobenzene	17.38	1.0	20	0	86.9	70 - 114	18.62	6.87	20	
Ethylbenzene	17.16	1.0	20	0	85.8	70 - 124	18.75	8.86	20	
Methylene chloride	17.17	2.0	20	0	85.9	70 - 128	19.03	10.3	20	
Toluene	17.57	1.0	20	0	87.8	70 - 123	18.84	6.98	20	
Xylenes, Total	50.65	1.0	60	0	84.4	70 - 130	54.18	6.74	20	
Surr: 1,2-Dichloroethane-d4	*45.07*	*1.0*	*50*	*0*	*90.1*	*70 - 126*	*46*	*2.03*	*20*	
Surr: 4-Bromofluorobenzene	*42.96*	*1.0*	*50*	*0*	*85.9*	*81 - 113*	*42.79*	*0.4*	*20*	
Surr: Dibromofluoromethane	*48.52*	*1.0*	*50*	*0*	*97.0*	*77 - 123*	*48.29*	*0.484*	*20*	
Surr: Toluene-d8	*49.65*	*1.0*	*50*	*0*	*99.3*	*82 - 127*	*48.91*	*1.5*	*20*	

The following samples were analyzed in this batch: HS22010196-02 HS22010196-03 HS22010196-04 HS22010196-05 HS22010196-06 HS22010196-07 HS22010196-08

Client: Golder Associates Inc.
Project: Houston TX-Wood Preserving Works
WorkOrder: **HS22010196**

QUALIFIERS, ACRONYMS, UNITS

Qualifier	Description
*	Value exceeds Regulatory Limit
a	Not accredited
B	Analyte detected in the associated Method Blank above the Reporting Limit
E	Value above quantitation range
H	Analyzed outside of Holding Time
J	Analyte detected below quantitation limit
M	Manually integrated, see raw data for justification
n	Not offered for accreditation
ND	Not Detected at the Reporting Limit
O	Sample amount is > 4 times amount spiked
P	Dual Column results percent difference > 40%
R	RPD above laboratory control limit
S	Spike Recovery outside laboratory control limits
U	Analyzed but not detected above the MDL/SDL

Acronym	Description
DCS	Detectability Check Study
DUP	Method Duplicate
LCS	Laboratory Control Sample
LCSD	Laboratory Control Sample Duplicate
MBLK	Method Blank
MDL	Method Detection Limit
MQL	Method Quantitation Limit
MS	Matrix Spike
MSD	Matrix Spike Duplicate
PDS	Post Digestion Spike
PQL	Practical Quantitaion Limit
SD	Serial Dilution
SDL	Sample Detection Limit
TRRP	Texas Risk Reduction Program

Unit Reported	Description
mg/L	Milligrams per Liter

CERTIFICATIONS,ACCREDITATIONS & LICENSES

Agency	Number	Expire Date
Arkansas	21-022-0	26-Mar-2022
Florida	E87611-33	30-Jun-2022
Illinois	2000322021-7	09-May-2022
Kansas	E-10352 2021-2022	31-Jul-2022
Kentucky	123043, 2021-2022	30-Apr-2022
Louisiana	03087, 2021-2022	30-Jun-2022
Texas	T104704231-21-28	30-Apr-2022

Sample Receipt Checklist

Work Order ID: HS22010196 **Date/Time Received:** **06-Jan-2022 11:47**

Client Name: PBW **Received by:** **Eric Widjaja**

Completed By: /S/ Eric Widjaja (eSignature) 06-Jan-2022 17:32 (Date/Time) **Reviewed by:** /S/ Dane J. Wacasey (eSignature) 20-Jan-2022 11:02 (Date/Time)

Matrices: **Water, Groundwater** Carrier name: **Client**

	Yes	No	
Shipping container/cooler in good condition?	☑	☐	Not Present ☐
Custody seals intact on shipping container/cooler?	☐	☐	Not Present ☑
Custody seals intact on sample bottles?	☐	☐	Not Present ☑
VOA/TX1005/TX1006 Solids in hermetically sealed vials?	☐	☐	Not Present ☑
Chain of custody present?	☑	☐	1 Page(s)
Chain of custody signed when relinquished and received?	☑	☐	COC IDs:258761
Samplers name present on COC?	☑	☐	
Chain of custody agrees with sample labels?	☑	☐	
Samples in proper container/bottle?	☑	☐	
Sample containers intact?	☑	☐	
Sufficient sample volume for indicated test?	☑	☐	
All samples received within holding time?	☑	☐	
Container/Temp Blank temperature in compliance?	☑	☐	

Temperature(s)/Thermometer(s):	0.6°C, 0.8°C UC/C	IR #31
Cooler(s)/Kit(s):	48244, 48153	
Date/Time sample(s) sent to storage:	01/06/2022 17:45	

	Yes	No	
Water - VOA vials have zero headspace?	☑	☐	No VOA vials submitted ☐
Water - pH acceptable upon receipt?	☑	☐	N/A ☐
pH adjusted?	☐	☑	N/A ☐

pH adjusted by:

Login Notes:

Client Contacted: Date Contacted: Person Contacted:

Contacted By: Regarding:

Comments:

Corrective Action:

Cincinnati, OH +1 513 733 5336
Fort Collins, CO +1 970 490 1511
Everett, WA +1 425 356 2600
Holland, MI +1 616 399 6070

Chain of Custody Form

Page 1 of 1

COC ID: 258701

HS22010196

Golder Associates Inc.
Houston TX-Wood Preserving Works

ALS Project Manager:

Customer Information		Project Information	
Purchase Order	4300042071/Kevin Peterburn 1620-01	Project Name	Houston TX-Wood Preserving Works
Work Order		Project Number	1620-01-Rev0 SR 92686
Company Name	Golder Associates Inc.	Bill To Company	Union Pacific Railroad- A/P
Send Report To	Eric Matzner	Invoice Attn	Accounts Payable
Address	2201 Double Creek Drive Suite 4004	Address	1400 Douglas Street Stop 0750
City/State/Zip	Round Rock, TX 78664	City/State/Zip	Omaha NE 68179-0750
Phone	(512) 671-3434	Phone	
Fax	(512) 671-3446	Fax	
e-Mail Address	Eric_Matzner@golder.com	e-Mail Address	

A	8260_LL_W (5632528 VOC Site Specific)
B	8260_LL_W (5632528 VOC Site Specific + V.C.)
C	8270_LOW_W (5632532 SemiVolatiles Site specific)
D	ICP_TW (5636002 Metals - As)
E	5636002 5652646 Metals - As, Ca, Fe, Mg, Mn, K, Na
F	9056_anions_W (5652642 Anions-^NO3^, ^NO2^, Cl, F, SO4)
G	ALK_W 2320B (5635964 Alkalinity (T, CO3, HCO3))
H	
I	
J	

No.	Sample Description	Date	Time	Matrix	Pres.	# Bottles	A	B	C	D	E	F	G	H	I	J	Hold
1	WG-1620-TB01 - 20220105	1-5-22	—	Water	1,8	2	X										
2	WG-1620-MW14-20220105		1235	Groundwa	1,2,8	6	X		X	X							
3	WG-1620-MW8BC-20220105		1325	GW		6	X		X	X							
4	WG-1620-MW15C-20220105		1420	GW		6	X		X	X							
5	WG-1620-MW15B-20220105		1510	GW		6	X		X	X							
6	WG-1620-TW41B-20220105		1605	GW		6	X		X	X							
7	WG-1620-MW12C-20220105		1705	GW		6	X		X	X							
8	WG-1620-FB01-20220105		1725	GW		6	X		X	X							
9																	
0																	

Sampler(s) Please Print & Sign: JOHN BRAYTON

Shipment Method: HAND DELIVERED

Required Turnaround Time: (Check Box) [X] 5-10 Wk Days [ ] Other [ ] Rush Date [ ] 3rd Day [ ] 2nd Day [ ] 24 Hour

Results Due Date:

Relinquished by: Date: 1-6-22 Time: Received by:

Relinquished by: Date: Time: Received by (Laboratory): 01/06/22 11:47

Logged by (Laboratory): Date: Time: Checked by (Laboratory):

Notes: UPRR HWPW 1620-01

Cooler ID	Cooler Temp.
48244	0.6°C
44153	0.8°C

QC Package: (Check One Box Below)
[ ] Level 1 (Std QC)
[ ] Level 1 (Std QC) + Raw Data
[ ] Level 2 (Std QC + QC Raw Data)
[X] Level 3 (Std QC + Raw Data + Checklist)
[ ] Level 4 (Level 3 + Electronic Deliverable)

Preservative Key: 1-HCl 2-HNO_3 3-H_2SO_4 4-NaOH 5-$Na_2S_2O_3$ 6-$NaHSO_4$ 7-Other 8-4°C 9-5035

Note: 1. Any changes must be made in writing once samples and COC Form have been submitted to ALS Environmental.
2. Unless otherwise agreed in a formal contract, services provided by ALS Environmental are expressly limited to the terms and conditions stated on the reverse.
3. The Chain of Custody is a legal document. All information must be completed accurately.

Copyright 2011 by ALS Environmental.

10450 Stancliff Rd. Suite 210
Houston, TX 77099
T: +1 281 530 5656
F: +1 281 530 5887

January 25, 2022

Eric Matzner
Golder Associates Inc.
2201 Double Creek Drive
Suite 4004
Round Rock, TX 78664

Work Order: **HS22010323**

Laboratory Results for: **Houston TX-Wood Preserving Works**

Dear Eric Matzner,

ALS Environmental received 17 sample(s) on Jan 10, 2022 for the analysis presented in the following report.

The analytical data provided relates directly to the samples received by ALS Environmental and for only the analyses requested. Results are expressed as "as received" unless otherwise noted.

QC sample results for this data met EPA or laboratory specifications except as noted in the Case Narrative or as noted with qualifiers in the QC batch information. Should this laboratory report need to be reproduced, it should be reproduced in full unless written approval has been obtained by ALS Environmental. Samples will be disposed in 30 days unless storage arrangements are made.

If you have any questions regarding this report, please feel free to call me.

Sincerely,

Generated By: DAYNA.FISHER

Dane J. Wacasey

Client:	Golder Associates Inc.	**TRRP Laboratory Data Package Cover Page**
Project:	Houston TX-Wood Preserving Works	
WorkOrder:	**HS22010323**	

This data package consists of all or some of the following as applicable:

This signature page, the laboratory review checklist, and the following reportable data:

R1 Field chain-of-custody documentation;

R2 Sample identification cross-reference;

R3 Test reports (analytical data sheets) for each environmental sample that includes:

a) Items consistent with NELAC Chapter 5,
b) dilution factors,
c) preparation methods,
d) cleanup methods, and
e) if required for the project, tentatively identified compounds (TICs).

R4 Surrogate recovery data including:

a) Calculated recovery (%R), and
b) The laboratory's surrogate QC limits.

R5 Test reports/summary forms for blank samples;

R6 Test reports/summary forms for laboratory control samples (LCSs) including:

a) LCS spiking amounts,
b) Calculated %R for each analyte, and
c)The laboratory's LCS QC limits.

R7 Test reports for project matrix spike/matrix spike duplicates (MS/MSDs) including:

a) Samples associated with the MS/MSD clearly identified,
b) MS/MSD spiking amounts,
c) Concentration of each MS/MSD analyte measured in the parent and spiked samples,
d) Calculated %Rs and relative percent differences (RPDs), and
e) The laboratory's MS/MSD QC limits.

R8 Laboratory analytical duplicate (if applicable) recovery and precision:

a) the amount of analyte measured in the duplicate,
b) the calculated RPD, and
c) the laboratory's QC limits for analytical duplicates.

R9 List of method quantitation limits (MQLs) and detectability check sample results for each analyte for each method and matrix.

R10 Other problems or anomalies.
The Exception Report for each "No" or "Not Reviewed (NR)" item in Laboratory Review Checklist and for each analyte, matrix, and method for which the laboratory does not hold NELAC accreditation under the Texas Laboratory Accreditation Program.

Client:	Golder Associates Inc.	**TRRP Laboratory Data Package Cover Page**
Project:	Houston TX-Wood Preserving Works	
WorkOrder:	**HS22010323**	

Release Statement: I am responsible for the release of this laboratory data package. This laboratory is NELAC accredited under the Texas Laboratory Accreditation Program for all the methods, analytes and matrices reported in this data package except as noted in the Exception Reports. The data have been reviewed and are technically compliant with the requirements of the methods used, except where noted by the laboratory in the attached exception reports. By my signature below, I affirm to the best of my knowledge, all problems/anomalies, observed by the laboratory have been identified by the laboratory in the Laboratory Review Checklist, and no information affecting the quality of the data has been knowingly withheld.

Check, if applicable: [NA] This laboratory meets an exception under 30 TAC §25.6 and was last inspected by [ ] TCEQ or [ ] _____ on (enter date of last inspection). Any findings affecting the data in this laboratory data package are noted in the Exception Reports herein. The official signing the cover page of the report in which these data are used is responsible for releasing this data package and is by signature affirming the above release statement is true.

Dane J. Wacasey

Laboratory Review Checklist: Reportable Data	
Laboratory Name: ALS Laboratory Group	LRC Date: 01/25/2022
Project Name: Houston TX-Wood Preserving Works	Laboratory Job Number: HS22010323
Reviewer Name: Dane Wacasey	Prep Batch Number(s): 174330, 174586, 174595, R400353, R400432

#[1]	A[2]	Description	Yes	No	NA[3]	NR[4]	ER#[5]
R1	OI	**Chain-of-custody (C-O-C)**					
		Did samples meet the laboratory's standard conditions of sample acceptability upon receipt?	X				
		Were all departures from standard conditions described in an exception report?	X				
R2	OI	**Sample and quality control (QC) identification**					
		Are all field sample ID numbers cross-referenced to the laboratory ID numbers?	X				
		Are all laboratory ID numbers cross-referenced to the corresponding QC data?	X				
R3	OI	**Test reports**					
		Were all samples prepared and analyzed within holding times?	X				
		Other than those results < MQL, were all other raw values bracketed by calibration standards?	X				
		Were calculations checked by a peer or supervisor?	X				
		Were all analyte identifications checked by a peer or supervisor?	X				
		Were sample detection limits reported for all analytes not detected?	X				
		Were all results for soil and sediment samples reported on a dry weight basis?			X		
		Were % moisture (or solids) reported for all soil and sediment samples?			X		
		Were bulk soils/solids samples for volatile analysis extracted with methanol per SW-846 Method 5035?			X		
		If required for the project, TICs reported?			X		
R4	O	**Surrogate recovery data**					
		Were surrogates added prior to extraction?	X				
		Were surrogate percent recoveries in all samples within the laboratory QC limits?		X			1
R5	OI	**Test reports/summary forms for blank samples**					
		Were appropriate type(s) of blanks analyzed?	X				
		Were blanks analyzed at the appropriate frequency?	X				
		Were method blanks taken through the entire analytical process, including preparation and, if applicable, cleanup procedures?	X				
		Were blank concentrations < MQL?	X				
R6	OI	**Laboratory control samples (LCS):**					
		Were all COCs included in the LCS?	X				
		Was each LCS taken through the entire analytical procedure, including prep and cleanup steps?	X				
		Were LCSs analyzed at the required frequency?	X				
		Were LCS (and LCSD, if applicable) %Rs within the laboratory QC limits?	X				
		Does the detectability data document the laboratory's capability to detect the COCs at the MDL used to calculate the SDLs?	X				
		Was the LCSD RPD within QC limits?		X			2
R7	OI	**Matrix spike (MS) and matrix spike duplicate (MSD) data**					
		Were the project/method specified analytes included in the MS and MSD?	X				
		Were MS/MSD analyzed at the appropriate frequency?	X				
		Were MS (and MSD, if applicable) %Rs within the laboratory QC limits?	X				
		Were MS/MSD RPDs within laboratory QC limits?	X				
R8	OI	**Analytical duplicate data**					
		Were appropriate analytical duplicates analyzed for each matrix?			X		
		Were analytical duplicates analyzed at the appropriate frequency?			X		
		Were RPDs or relative standard deviations within the laboratory QC limits?			X		
R9	OI	**Method quantitation limits (MQLs):**					
		Are the MQLs for each method analyte included in the laboratory data package?	X				
		Do the MQLs correspond to the concentration of the lowest non-zero calibration standard?	X				
		Are unadjusted MQLs and DCSs included in the laboratory data package?	X				
R10	OI	**Other problems/anomalies**					
		Are all known problems/anomalies/special conditions noted in this LRC and ER?	X				
		Were all necessary corrective actions performed for the reported data?	X				
		Was applicable and available technology used to lower the SDL and minimize the matrix interference affects on the sample results?	X				3
		Is the laboratory NELAC-accredited under the Texas Laboratory Program for the analytes, matrices and methods associated with this laboratory data package?	X				

Laboratory Review Checklist: Supporting Data	
Laboratory Name: ALS Laboratory Group	LRC Date: 01/25/2022
Project Name: Houston TX-Wood Preserving Works	Laboratory Job Number: HS22010323
Reviewer Name: Dane Wacasey	Prep Batch Number(s): 174330, 174586, 174595, R400353, R400432

#[1]	A[2]	Description	Yes	No	NA[3]	NR[4]	ER#[5]
S1	OI	**Initial calibration (ICAL)**					
		Were response factors and/or relative response factors for each analyte within QC limits?	X				
		Were percent RSDs or correlation coefficient criteria met?	X				
		Was the number of standards recommended in the method used for all analytes?	X				
		Were all points generated between the lowest and highest standard used to calculate the curve?	X				
		Are ICAL data available for all instruments used?	X				
		Has the initial calibration curve been verified using an appropriate second source standard?	X				
S2	OI	**Initial and continuing calibration verification (ICCV and CCV) and continuing calibration blank (CCB)**					
		Was the CCV analyzed at the method-required frequency?	X				
		Were percent differences for each analyte within the method-required QC limits?	X				
		Was the ICAL curve verified for each analyte?	X				
		Was the absolute value of the analyte concentration in the inorganic CCB < MDL?	X				
S3	O	**Mass spectral tuning:**					
		Was the appropriate compound for the method used for tuning?	X				
		Were ion abundance data within the method-required QC limits?	X				
S4	O	**Internal standards (IS):**					
		Were IS area counts and retention times within the method-required QC limits?		X			4
S5	OI	**Raw data** (NELAC section 1 appendix A glossary, and section 5.12 or ISO/IEC 17025 section					
		Were the raw data (for example, chromatograms, spectral data) reviewed by an analyst?	X				
		Were data associated with manual integrations flagged on the raw data?	X				
S6	O	**Dual column confirmation**					
		Did dual column confirmation results meet the method-required QC?			X		
S7	O	**Tentatively identified compounds (TICs):**					
		If TICs were requested, were the mass spectra and TIC data subject to appropriate checks?			X		
S8	I	**Interference Check Sample (ICS) results:**					
		Were percent recoveries within method QC limits?	X				
S9	I	**Serial dilutions, post digestion spikes, and method of standard additions**					
		Were percent differences, recoveries, and the linearity within the QC limits specified in the method?	X				
S10	OI	**Method detection limit (MDL) studies**					
		Was a MDL study performed for each reported analyte?	X				
		Is the MDL either adjusted or supported by the analysis of DCSs?	X				
S11	OI	**Proficiency test reports:**					
		Was the laboratory's performance acceptable on the applicable proficiency tests or evaluation studies?	X				
S12	OI	**Standards documentation**					
		Are all standards used in the analyses NIST-traceable or obtained from other appropriate sources?	X				
S13	OI	**Compound/analyte identification procedures**					
		Are the procedures for compound/analyte identification documented?	X				
S14	OI	**Demonstration of analyst competency (DOC)**					
		Was DOC conducted consistent with NELAC Chapter 5C or ISO/IEC 4?	X				
		Is documentation of the analyst's competency up-to-date and on file?	X				
S15	OI	**Verification/validation documentation for methods** (NELAC Chap 5 or ISO/IEC 17025 Section 5)					
		Are all the methods used to generate the data documented, verified, and validated, where applicable?	X				
S16	OI	**Laboratory standard operating procedures (SOPs):**					
		Are laboratory SOPs current and on file for each method performed?	X				

Items identified by the letter "R" must be included in the laboratory data package submitted in the TRRP-required report(s). Items identified by the letter "S" should be retained and made available upon request for the appropriate retention period.
O = Organic Analyses; I = Inorganic Analyses (and general chemistry, when applicable);
NA = Not Applicable;
NR = Not Reviewed;
R# = Exception Report identification number (an Exception Report should be completed for an item if "NR" or "No" is checked).

Laboratory Review Checklist: Exception Reports	
Laboratory Name: ALS Laboratory Group	LRC Date: 01/25/2022
Project Name: Houston TX-Wood Preserving Works	Laboratory Job Number: HS22010323
Reviewer Name: Dane Wacasey	Prep Batch Number(s): 174330, 174586, 174595, R400353, R400432

ER#[5]	Description
1	Batch 174330, Semivolatiles by method SW8270, Samples WG-1620-MW40B-20220107, WG-1620-MW49B-20220107: Surrogate recoveries could not be determined due to dilution below the calibration range. Volatiles by method SW8260, Sample WG-1620-MW86C-20220107, Surrogate 4-Bromofluorobenzene recovered below lower control limits due to possible matrix effect.
2	Batch 174330, Semivolatiles by method SW8270, the RPD between the LCS and LCSD was outside of the control limit for select analytes.
3	Batch R400432, Volatiles by Method SW8260, Samples WG-1620-MW40B-20220107, WG-1620-MW49B-20220107: Lowest practical dilution due to sample matrix and/or high concentration of non-target analyte(s). Batch 174330, Semivolatiles by method SW8270, Sample WG-1620-MW49B-20220107, The GCMS semi-volatile extract of this sample was run at a dilution due to a high level of matrix interference.
4	Batch 174330, Semivolatiles by method SW8270: Low area counts for 1, 4-Dichlorobenzene, Naphthalene-d8, Acenaphthene-d10, Phenanthrene-d10, Chrysene-d12 and Perylene-d12 due to matrix effect. Confirmed by re-analysis.

Items identified by the letter "R" must be included in the laboratory data package submitted in the TRRP-required report(s). Items identified by the letter "S" should be retained and made available upon request for the appropriate retention period.
O = Organic Analyses; I = Inorganic Analyses (and general chemistry, when applicable);
NA = Not Applicable;
NR = Not Reviewed;
R# = Exception Report identification number (an Exception Report should be completed for an item if "NR" or "No" is checked).

Client: Golder Associates Inc.
Project: Houston TX-Wood Preserving Works
Work Order: HS22010323

SAMPLE SUMMARY

Lab Samp ID	Client Sample ID	Matrix	TagNo	Collection Date	Date Received	Hold
HS22010323-01	WQ-1620-TB02-20220106	Water		06-Jan-2022 00:00	10-Jan-2022 11:12	☐
HS22010323-02	WG-1620-MW81B-20220106	Groundwater		06-Jan-2022 15:15	10-Jan-2022 11:12	☐
HS22010323-03	WG-1620-MW85C-20220106	Groundwater		06-Jan-2022 08:45	10-Jan-2022 11:12	☐
HS22010323-04	WG-1620-MW76C-20220106	Groundwater		06-Jan-2022 09:45	10-Jan-2022 11:12	☐
HS22010323-05	WG-1620-MW76B-20220106	Groundwater		06-Jan-2022 10:25	10-Jan-2022 11:12	☐
HS22010323-06	WG-1620-MW98B-20220106	Groundwater		06-Jan-2022 11:05	10-Jan-2022 11:12	☐
HS22010323-07	WG-1620-MW80B-20220106	Groundwater		06-Jan-2022 13:35	10-Jan-2022 11:12	☐
HS22010323-08	WG-1620-MW50B-20220106	Groundwater		06-Jan-2022 14:30	10-Jan-2022 11:12	☐
HS22010323-09	WG-1620-FB02-20220106	Water		06-Jan-2022 15:45	10-Jan-2022 11:12	☐
HS22010323-10	WG-1620-MW39B-20220106	Groundwater		06-Jan-2022 16:45	10-Jan-2022 11:12	☐
HS22010323-11	WG-1620-MW42B-20220106	Groundwater		06-Jan-2022 17:35	10-Jan-2022 11:12	☐
HS22010323-12	WG-1620-P11-20220107	Groundwater		07-Jan-2022 07:55	10-Jan-2022 11:12	☐
HS22010323-13	WG-1620-MW40B-20220107	Groundwater		07-Jan-2022 08:50	10-Jan-2022 11:12	☐
HS22010323-14	WG-1620-MW86C-20220107	Groundwater		07-Jan-2022 10:00	10-Jan-2022 11:12	☐
HS22010323-15	WG-1620-MW51C-20220107	Groundwater		07-Jan-2022 10:55	10-Jan-2022 11:12	☐
HS22010323-16	WG-1620-MW49B-20220107	Groundwater		07-Jan-2022 11:50	10-Jan-2022 11:12	☐
HS22010323-17	WG-1620-FB03-20220107	Water		07-Jan-2022 12:30	10-Jan-2022 11:12	☐

Client:	Golder Associates Inc.	**ANALYTICAL REPORT**	
Project:	Houston TX-Wood Preserving Works	WorkOrder:HS22010323	
Sample ID:	WQ-1620-TB02-20220106	Lab ID:HS22010323-01	
Collection Date:	06-Jan-2022 00:00	Matrix:Water	

ANALYSES	RESULT	QUAL	SDL	MQL	UNITS	DILUTION FACTOR	DATE ANALYZED
LOW LEVEL VOLATILES BY SW8260C		**Method:SW8260**					Analyst: AKP
1,2-Dichloroethane		U	0.00020	0.0010	mg/L	1	13-Jan-2022 22:15
Benzene		U	0.00020	0.0010	mg/L	1	13-Jan-2022 22:15
Chlorobenzene		U	0.00030	0.0010	mg/L	1	13-Jan-2022 22:15
Ethylbenzene		U	0.00030	0.0010	mg/L	1	13-Jan-2022 22:15
Methylene chloride		U	0.0010	0.0020	mg/L	1	13-Jan-2022 22:15
Toluene		U	0.00020	0.0010	mg/L	1	13-Jan-2022 22:15
Xylenes, Total		U	0.00030	0.0010	mg/L	1	13-Jan-2022 22:15
Surr: 1,2-Dichloroethane-d4	*89.3*			*70-126*	*%REC*	*1*	*13-Jan-2022 22:15*
Surr: 4-Bromofluorobenzene	*83.3*			*81-113*	*%REC*	*1*	*13-Jan-2022 22:15*
Surr: Dibromofluoromethane	*96.4*			*77-123*	*%REC*	*1*	*13-Jan-2022 22:15*
Surr: Toluene-d8	*98.9*			*82-127*	*%REC*	*1*	*13-Jan-2022 22:15*

Note: See Qualifiers Page for a list of qualifiers and their explanation.

Client:	Golder Associates Inc.	**ANALYTICAL REPORT**
Project:	Houston TX-Wood Preserving Works	WorkOrder:HS22010323
Sample ID:	WG-1620-MW81B-20220106	Lab ID:HS22010323-02
Collection Date:	06-Jan-2022 15:15	Matrix:Groundwater

ANALYSES	RESULT	QUAL	SDL	MQL	UNITS	DILUTION FACTOR	DATE ANALYZED
LOW LEVEL VOLATILES BY SW8260C		**Method:SW8260**					Analyst: AKP
1,2-Dichloroethane		U	0.00020	0.0010	mg/L	1	14-Jan-2022 00:41
Benzene		U	0.00020	0.0010	mg/L	1	14-Jan-2022 00:41
Chlorobenzene		U	0.00030	0.0010	mg/L	1	14-Jan-2022 00:41
Ethylbenzene		U	0.00030	0.0010	mg/L	1	14-Jan-2022 00:41
Methylene chloride		U	0.0010	0.0020	mg/L	1	14-Jan-2022 00:41
Toluene		U	0.00020	0.0010	mg/L	1	14-Jan-2022 00:41
Xylenes, Total		U	0.00030	0.0010	mg/L	1	14-Jan-2022 00:41
Surr: 1,2-Dichloroethane-d4	*87.1*			*70-126*	*%REC*	*1*	*14-Jan-2022 00:41*
Surr: 4-Bromofluorobenzene	*81.1*			*81-113*	*%REC*	*1*	*14-Jan-2022 00:41*
Surr: Dibromofluoromethane	*93.9*			*77-123*	*%REC*	*1*	*14-Jan-2022 00:41*
Surr: Toluene-d8	*99.2*			*82-127*	*%REC*	*1*	*14-Jan-2022 00:41*

Note: See Qualifiers Page for a list of qualifiers and their explanation.

Client:	Golder Associates Inc.	**ANALYTICAL REPORT**	
Project:	Houston TX-Wood Preserving Works	WorkOrder:HS22010323	
Sample ID:	WG-1620-MW81B-20220106	Lab ID:HS22010323-02	
Collection Date:	06-Jan-2022 15:15	Matrix:Groundwater	

ANALYSES	RESULT	QUAL	SDL	MQL	UNITS	DILUTION FACTOR	DATE ANALYZED
LOW-LEVEL SEMIVOLATILES BY 8270D		**Method:SW8270**			Prep:SW3510 / 12-Jan-2022		Analyst: GEY
1,2-Diphenylhydrazine	U		0.000021	0.00020	mg/L	1	18-Jan-2022 20:54
2,4-Dimethylphenol	U		0.000040	0.00020	mg/L	1	18-Jan-2022 20:54
2,4-Dinitrotoluene	U		0.000058	0.00020	mg/L	1	18-Jan-2022 20:54
2,6-Dinitrotoluene	U		0.000042	0.00020	mg/L	1	18-Jan-2022 20:54
2-Chloronaphthalene	U		0.000021	0.00020	mg/L	1	18-Jan-2022 20:54
2-Methylnaphthalene	U		0.000019	0.00010	mg/L	1	18-Jan-2022 20:54
4,6-Dinitro-2-methylphenol	U		0.000020	0.00020	mg/L	1	18-Jan-2022 20:54
4-Nitrophenol	U		0.000047	0.0010	mg/L	1	18-Jan-2022 20:54
Acenaphthene	U		0.000027	0.00010	mg/L	1	18-Jan-2022 20:54
Acenaphthylene	U		0.000015	0.00010	mg/L	1	18-Jan-2022 20:54
Anthracene	U		0.000014	0.00010	mg/L	1	18-Jan-2022 20:54
Benz(a)anthracene	U		0.000050	0.00010	mg/L	1	18-Jan-2022 20:54
Benzo(a)pyrene	U		0.000020	0.00010	mg/L	1	18-Jan-2022 20:54
Bis(2-chloroethoxy)methane	U		0.000030	0.00020	mg/L	1	18-Jan-2022 20:54
Bis(2-ethylhexyl)phthalate	**0.000062**	J	**0.000037**	**0.00020**	**mg/L**	1	18-Jan-2022 20:54
Chrysene	U		0.000021	0.00010	mg/L	1	18-Jan-2022 20:54
Dibenzofuran	U		0.000020	0.00010	mg/L	1	18-Jan-2022 20:54
Di-n-butyl phthalate	U		0.000020	0.00020	mg/L	1	18-Jan-2022 20:54
Fluoranthene	U		0.000010	0.00010	mg/L	1	18-Jan-2022 20:54
Fluorene	U		0.000030	0.00010	mg/L	1	18-Jan-2022 20:54
Naphthalene	**0.00014**		**0.000020**	**0.00010**	**mg/L**	1	18-Jan-2022 20:54
Nitrobenzene	U		0.000024	0.00020	mg/L	1	18-Jan-2022 20:54
N-Nitrosodiphenylamine	U		0.000025	0.00020	mg/L	1	18-Jan-2022 20:54
Pentachlorophenol	U		0.000079	0.00020	mg/L	1	18-Jan-2022 20:54
Phenanthrene	U		0.000021	0.00010	mg/L	1	18-Jan-2022 20:54
Phenol	U		0.000035	0.00020	mg/L	1	18-Jan-2022 20:54
Pyrene	U		0.000019	0.00010	mg/L	1	18-Jan-2022 20:54
Surr: 2,4,6-Tribromophenol	*74.6*			*34-129*	*%REC*	*1*	*18-Jan-2022 20:54*
Surr: 2-Fluorobiphenyl	*84.2*			*40-125*	*%REC*	*1*	*18-Jan-2022 20:54*
Surr: 2-Fluorophenol	*81.7*			*20-120*	*%REC*	*1*	*18-Jan-2022 20:54*
Surr: 4-Terphenyl-d14	*125*			*40-135*	*%REC*	*1*	*18-Jan-2022 20:54*
Surr: Nitrobenzene-d5	*79.2*			*41-120*	*%REC*	*1*	*18-Jan-2022 20:54*
Surr: Phenol-d6	*85.6*			*20-120*	*%REC*	*1*	*18-Jan-2022 20:54*
ICP-MS METALS BY SW6020A		**Method:SW6020A**			Prep:SW3010A / 20-Jan-2022		Analyst: JHD
Arsenic	U		0.000400	0.00200	mg/L	1	20-Jan-2022 22:54

Note: See Qualifiers Page for a list of qualifiers and their explanation.

Client:	Golder Associates Inc.	**ANALYTICAL REPORT**
Project:	Houston TX-Wood Preserving Works	WorkOrder:HS22010323
Sample ID:	WG-1620-MW85C-20220106	Lab ID:HS22010323-03
Collection Date:	06-Jan-2022 08:45	Matrix:Groundwater

ANALYSES	RESULT	QUAL	SDL	MQL	UNITS	DILUTION FACTOR	DATE ANALYZED
LOW LEVEL VOLATILES BY SW8260C		**Method:SW8260**					Analyst: AKP
1,2-Dichloroethane		U	0.00020	0.0010	mg/L	1	14-Jan-2022 01:02
Benzene		U	0.00020	0.0010	mg/L	1	14-Jan-2022 01:02
Chlorobenzene		U	0.00030	0.0010	mg/L	1	14-Jan-2022 01:02
Ethylbenzene		U	0.00030	0.0010	mg/L	1	14-Jan-2022 01:02
Methylene chloride		U	0.0010	0.0020	mg/L	1	14-Jan-2022 01:02
Toluene		U	0.00020	0.0010	mg/L	1	14-Jan-2022 01:02
Xylenes, Total		U	0.00030	0.0010	mg/L	1	14-Jan-2022 01:02
Surr: 1,2-Dichloroethane-d4	*88.7*			*70-126*	*%REC*	*1*	*14-Jan-2022 01:02*
Surr: 4-Bromofluorobenzene	*84.1*			*81-113*	*%REC*	*1*	*14-Jan-2022 01:02*
Surr: Dibromofluoromethane	*96.6*			*77-123*	*%REC*	*1*	*14-Jan-2022 01:02*
Surr: Toluene-d8	*99.7*			*82-127*	*%REC*	*1*	*14-Jan-2022 01:02*

Note: See Qualifiers Page for a list of qualifiers and their explanation.

Client:	Golder Associates Inc.	**ANALYTICAL REPORT**
Project:	Houston TX-Wood Preserving Works	WorkOrder:HS22010323
Sample ID:	WG-1620-MW85C-20220106	Lab ID:HS22010323-03
Collection Date:	06-Jan-2022 08:45	Matrix:Groundwater

ANALYSES	RESULT	QUAL	SDL	MQL	UNITS	DILUTION FACTOR	DATE ANALYZED
LOW-LEVEL SEMIVOLATILES BY 8270D		**Method:SW8270**			Prep:SW3510 / 12-Jan-2022		Analyst: GEY
1,2-Diphenylhydrazine	U		0.000021	0.00020	mg/L	1	18-Jan-2022 21:14
2,4-Dimethylphenol	**0.00049**		**0.000040**	**0.00020**	**mg/L**	1	18-Jan-2022 21:14
2,4-Dinitrotoluene	U		0.000058	0.00020	mg/L	1	18-Jan-2022 21:14
2,6-Dinitrotoluene	U		0.000042	0.00020	mg/L	1	18-Jan-2022 21:14
2-Chloronaphthalene	U		0.000021	0.00020	mg/L	1	18-Jan-2022 21:14
2-Methylnaphthalene	**0.0013**		**0.000019**	**0.00010**	**mg/L**	1	18-Jan-2022 21:14
4,6-Dinitro-2-methylphenol	U		0.000020	0.00020	mg/L	1	18-Jan-2022 21:14
4-Nitrophenol	U		0.000047	0.0010	mg/L	1	18-Jan-2022 21:14
Acenaphthene	**0.0025**		**0.000027**	**0.00010**	**mg/L**	1	18-Jan-2022 21:14
Acenaphthylene	**0.000062**	J	**0.000015**	**0.00010**	**mg/L**	1	18-Jan-2022 21:14
Anthracene	**0.0015**		**0.000014**	**0.00010**	**mg/L**	1	18-Jan-2022 21:14
Benz(a)anthracene	**0.00048**		**0.000050**	**0.00010**	**mg/L**	1	18-Jan-2022 21:14
Benzo(a)pyrene	**0.00018**		**0.000020**	**0.00010**	**mg/L**	1	18-Jan-2022 21:14
Bis(2-chloroethoxy)methane	U		0.000030	0.00020	mg/L	1	18-Jan-2022 21:14
Bis(2-ethylhexyl)phthalate	**0.00017**	J	**0.000037**	**0.00020**	**mg/L**	1	18-Jan-2022 21:14
Chrysene	**0.00043**		**0.000021**	**0.00010**	**mg/L**	1	18-Jan-2022 21:14
Dibenzofuran	**0.0021**		**0.000020**	**0.00010**	**mg/L**	1	18-Jan-2022 21:14
Di-n-butyl phthalate	U		0.000020	0.00020	mg/L	1	18-Jan-2022 21:14
Fluoranthene	**0.0037**		**0.000010**	**0.00010**	**mg/L**	1	18-Jan-2022 21:14
Fluorene	**0.0033**		**0.000030**	**0.00010**	**mg/L**	1	18-Jan-2022 21:14
Naphthalene	**0.0056**		**0.000020**	**0.00010**	**mg/L**	1	18-Jan-2022 21:14
Nitrobenzene	U		0.000024	0.00020	mg/L	1	18-Jan-2022 21:14
N-Nitrosodiphenylamine	U		0.000025	0.00020	mg/L	1	18-Jan-2022 21:14
Pentachlorophenol	**0.00016**	J	**0.000079**	**0.00020**	**mg/L**	1	18-Jan-2022 21:14
Phenanthrene	**0.014**		**0.00021**	**0.0010**	**mg/L**	10	24-Jan-2022 18:00
Phenol	U		0.000035	0.00020	mg/L	1	18-Jan-2022 21:14
Pyrene	**0.0023**		**0.000019**	**0.00010**	**mg/L**	1	18-Jan-2022 21:14
Surr: 2,4,6-Tribromophenol	*97.6*			*34-129*	*%REC*	*10*	*24-Jan-2022 18:00*
Surr: 2,4,6-Tribromophenol	*88.4*			*34-129*	*%REC*	*1*	*18-Jan-2022 21:14*
Surr: 2-Fluorobiphenyl	*77.8*			*40-125*	*%REC*	*1*	*18-Jan-2022 21:14*
Surr: 2-Fluorobiphenyl	*92.9*			*40-125*	*%REC*	*10*	*24-Jan-2022 18:00*
Surr: 2-Fluorophenol	*97.9*			*20-120*	*%REC*	*10*	*24-Jan-2022 18:00*
Surr: 2-Fluorophenol	*88.7*			*20-120*	*%REC*	*1*	*18-Jan-2022 21:14*
Surr: 4-Terphenyl-d14	*111*			*40-135*	*%REC*	*1*	*18-Jan-2022 21:14*
Surr: 4-Terphenyl-d14	*131*			*40-135*	*%REC*	*10*	*24-Jan-2022 18:00*
Surr: Nitrobenzene-d5	*102*			*41-120*	*%REC*	*10*	*24-Jan-2022 18:00*
Surr: Nitrobenzene-d5	*84.4*			*41-120*	*%REC*	*1*	*18-Jan-2022 21:14*
Surr: Phenol-d6	*73.6*			*20-120*	*%REC*	*10*	*24-Jan-2022 18:00*
Surr: Phenol-d6	*84.5*			*20-120*	*%REC*	*1*	*18-Jan-2022 21:14*

Note: See Qualifiers Page for a list of qualifiers and their explanation.

Client:	Golder Associates Inc.	**ANALYTICAL REPORT**
Project:	Houston TX-Wood Preserving Works	WorkOrder:HS22010323
Sample ID:	WG-1620-MW85C-20220106	Lab ID:HS22010323-03
Collection Date:	06-Jan-2022 08:45	Matrix:Groundwater

ANALYSES	RESULT	QUAL	SDL	MQL	UNITS	DILUTION FACTOR	DATE ANALYZED
ICP-MS METALS BY SW6020A		**Method:SW6020A**			Prep:SW3010A / 20-Jan-2022		Analyst: JHD
Arsenic	**0.0213**		**0.000400**	**0.00200**	**mg/L**	1	20-Jan-2022 20:30

Note: See Qualifiers Page for a list of qualifiers and their explanation.

Client:	Golder Associates Inc.	**ANALYTICAL REPORT**
Project:	Houston TX-Wood Preserving Works	WorkOrder:HS22010323
Sample ID:	WG-1620-MW76C-20220106	Lab ID:HS22010323-04
Collection Date:	06-Jan-2022 09:45	Matrix:Groundwater

ANALYSES	RESULT	QUAL	SDL	MQL	UNITS	DILUTION FACTOR	DATE ANALYZED
LOW LEVEL VOLATILES BY SW8260C		**Method:SW8260**					Analyst: AKP
1,2-Dichloroethane		U	0.00020	0.0010	mg/L	1	14-Jan-2022 01:23
Benzene		U	0.00020	0.0010	mg/L	1	14-Jan-2022 01:23
Chlorobenzene		U	0.00030	0.0010	mg/L	1	14-Jan-2022 01:23
Ethylbenzene		U	0.00030	0.0010	mg/L	1	14-Jan-2022 01:23
Methylene chloride		U	0.0010	0.0020	mg/L	1	14-Jan-2022 01:23
Toluene		U	0.00020	0.0010	mg/L	1	14-Jan-2022 01:23
Xylenes, Total		U	0.00030	0.0010	mg/L	1	14-Jan-2022 01:23
Surr: 1,2-Dichloroethane-d4	*87.2*			*70-126*	*%REC*	*1*	*14-Jan-2022 01:23*
Surr: 4-Bromofluorobenzene	*82.7*			*81-113*	*%REC*	*1*	*14-Jan-2022 01:23*
Surr: Dibromofluoromethane	*97.6*			*77-123*	*%REC*	*1*	*14-Jan-2022 01:23*
Surr: Toluene-d8	*99.1*			*82-127*	*%REC*	*1*	*14-Jan-2022 01:23*

Note: See Qualifiers Page for a list of qualifiers and their explanation.

Client:	Golder Associates Inc.	**ANALYTICAL REPORT**	
Project:	Houston TX-Wood Preserving Works	WorkOrder:HS22010323	
Sample ID:	WG-1620-MW76C-20220106	Lab ID:HS22010323-04	
Collection Date:	06-Jan-2022 09:45	Matrix:Groundwater	

ANALYSES	RESULT	QUAL	SDL	MQL	UNITS	DILUTION FACTOR	DATE ANALYZED
LOW-LEVEL SEMIVOLATILES BY 8270D		**Method:SW8270**			Prep:SW3510 / 12-Jan-2022		Analyst: GEY
1,2-Diphenylhydrazine	U		0.000021	0.00020	mg/L	1	18-Jan-2022 21:33
2,4-Dimethylphenol	U		0.000040	0.00020	mg/L	1	18-Jan-2022 21:33
2,4-Dinitrotoluene	U		0.000058	0.00020	mg/L	1	18-Jan-2022 21:33
2,6-Dinitrotoluene	U		0.000042	0.00020	mg/L	1	18-Jan-2022 21:33
2-Chloronaphthalene	U		0.000021	0.00020	mg/L	1	18-Jan-2022 21:33
2-Methylnaphthalene	U		0.000019	0.00010	mg/L	1	18-Jan-2022 21:33
4,6-Dinitro-2-methylphenol	U		0.000020	0.00020	mg/L	1	18-Jan-2022 21:33
4-Nitrophenol	U		0.000047	0.0010	mg/L	1	18-Jan-2022 21:33
Acenaphthene	U		0.000027	0.00010	mg/L	1	18-Jan-2022 21:33
Acenaphthylene	U		0.000015	0.00010	mg/L	1	18-Jan-2022 21:33
Anthracene	U		0.000014	0.00010	mg/L	1	18-Jan-2022 21:33
Benz(a)anthracene	U		0.000050	0.00010	mg/L	1	18-Jan-2022 21:33
Benzo(a)pyrene	U		0.000020	0.00010	mg/L	1	18-Jan-2022 21:33
Bis(2-chloroethoxy)methane	U		0.000030	0.00020	mg/L	1	18-Jan-2022 21:33
Bis(2-ethylhexyl)phthalate	**0.00011**	J	**0.000037**	**0.00020**	**mg/L**	1	18-Jan-2022 21:33
Chrysene	U		0.000021	0.00010	mg/L	1	18-Jan-2022 21:33
Dibenzofuran	U		0.000020	0.00010	mg/L	1	18-Jan-2022 21:33
Di-n-butyl phthalate	**0.000028**	J	**0.000020**	**0.00020**	**mg/L**	1	18-Jan-2022 21:33
Fluoranthene	U		0.000010	0.00010	mg/L	1	18-Jan-2022 21:33
Fluorene	U		0.000030	0.00010	mg/L	1	18-Jan-2022 21:33
Naphthalene	**0.00016**		**0.000020**	**0.00010**	**mg/L**	1	18-Jan-2022 21:33
Nitrobenzene	U		0.000024	0.00020	mg/L	1	18-Jan-2022 21:33
N-Nitrosodiphenylamine	U		0.000025	0.00020	mg/L	1	18-Jan-2022 21:33
Pentachlorophenol	U		0.000079	0.00020	mg/L	1	18-Jan-2022 21:33
Phenanthrene	**0.000072**	J	**0.000021**	**0.00010**	**mg/L**	1	18-Jan-2022 21:33
Phenol	U		0.000035	0.00020	mg/L	1	18-Jan-2022 21:33
Pyrene	U		0.000019	0.00010	mg/L	1	18-Jan-2022 21:33
Surr: 2,4,6-Tribromophenol	*79.1*			*34-129*	*%REC*	*1*	*18-Jan-2022 21:33*
Surr: 2-Fluorobiphenyl	*72.7*			*40-125*	*%REC*	*1*	*18-Jan-2022 21:33*
Surr: 2-Fluorophenol	*70.1*			*20-120*	*%REC*	*1*	*18-Jan-2022 21:33*
Surr: 4-Terphenyl-d14	*113*			*40-135*	*%REC*	*1*	*18-Jan-2022 21:33*
Surr: Nitrobenzene-d5	*73.8*			*41-120*	*%REC*	*1*	*18-Jan-2022 21:33*
Surr: Phenol-d6	*66.7*			*20-120*	*%REC*	*1*	*18-Jan-2022 21:33*
ICP-MS METALS BY SW6020A		**Method:SW6020A**			Prep:SW3010A / 20-Jan-2022		Analyst: JHD
Arsenic	**0.00171**	J	**0.000400**	**0.00200**	**mg/L**	1	20-Jan-2022 15:51

Note: See Qualifiers Page for a list of qualifiers and their explanation.

Client:	Golder Associates Inc.	**ANALYTICAL REPORT**
Project:	Houston TX-Wood Preserving Works	WorkOrder:HS22010323
Sample ID:	WG-1620-MW76B-20220106	Lab ID:HS22010323-05
Collection Date:	06-Jan-2022 10:25	Matrix:Groundwater

ANALYSES	RESULT	QUAL	SDL	MQL	UNITS	DILUTION FACTOR	DATE ANALYZED
LOW LEVEL VOLATILES BY SW8260C		**Method:SW8260**					Analyst: AKP
1,2-Dichloroethane		U	0.00020	0.0010	mg/L	1	14-Jan-2022 01:44
Benzene		U	0.00020	0.0010	mg/L	1	14-Jan-2022 01:44
Chlorobenzene		U	0.00030	0.0010	mg/L	1	14-Jan-2022 01:44
Ethylbenzene		U	0.00030	0.0010	mg/L	1	14-Jan-2022 01:44
Methylene chloride		U	0.0010	0.0020	mg/L	1	14-Jan-2022 01:44
Toluene		U	0.00020	0.0010	mg/L	1	14-Jan-2022 01:44
Xylenes, Total		U	0.00030	0.0010	mg/L	1	14-Jan-2022 01:44
Surr: 1,2-Dichloroethane-d4	*85.3*			*70-126*	*%REC*	*1*	*14-Jan-2022 01:44*
Surr: 4-Bromofluorobenzene	*82.7*			*81-113*	*%REC*	*1*	*14-Jan-2022 01:44*
Surr: Dibromofluoromethane	*94.3*			*77-123*	*%REC*	*1*	*14-Jan-2022 01:44*
Surr: Toluene-d8	*102*			*82-127*	*%REC*	*1*	*14-Jan-2022 01:44*

Note: See Qualifiers Page for a list of qualifiers and their explanation.

Client:	Golder Associates Inc.	**ANALYTICAL REPORT**
Project:	Houston TX-Wood Preserving Works	WorkOrder:HS22010323
Sample ID:	WG-1620-MW76B-20220106	Lab ID:HS22010323-05
Collection Date:	06-Jan-2022 10:25	Matrix:Groundwater

ANALYSES	RESULT	QUAL	SDL	MQL	UNITS	DILUTION FACTOR	DATE ANALYZED
LOW-LEVEL SEMIVOLATILES BY 8270D		**Method:SW8270**			Prep:SW3510 / 12-Jan-2022		Analyst: JLJ
1,2-Diphenylhydrazine	U		0.000021	0.00020	mg/L	1	19-Jan-2022 16:11
2,4-Dimethylphenol	U		0.000040	0.00020	mg/L	1	19-Jan-2022 16:11
2,4-Dinitrotoluene	U		0.000058	0.00020	mg/L	1	19-Jan-2022 16:11
2,6-Dinitrotoluene	U		0.000042	0.00020	mg/L	1	19-Jan-2022 16:11
2-Chloronaphthalene	U		0.000021	0.00020	mg/L	1	19-Jan-2022 16:11
2-Methylnaphthalene	**0.000086**	J	**0.000019**	**0.00010**	**mg/L**	1	19-Jan-2022 16:11
4,6-Dinitro-2-methylphenol	U		0.000020	0.00020	mg/L	1	19-Jan-2022 16:11
4-Nitrophenol	U		0.000047	0.0010	mg/L	1	19-Jan-2022 16:11
Acenaphthene	**0.00017**		**0.000027**	**0.00010**	**mg/L**	1	19-Jan-2022 16:11
Acenaphthylene	U		0.000015	0.00010	mg/L	1	19-Jan-2022 16:11
Anthracene	U		0.000014	0.00010	mg/L	1	19-Jan-2022 16:11
Benz(a)anthracene	U		0.000050	0.00010	mg/L	1	19-Jan-2022 16:11
Benzo(a)pyrene	U		0.000020	0.00010	mg/L	1	19-Jan-2022 16:11
Bis(2-chloroethoxy)methane	U		0.000030	0.00020	mg/L	1	19-Jan-2022 16:11
Bis(2-ethylhexyl)phthalate	U		0.000037	0.00020	mg/L	1	19-Jan-2022 16:11
Chrysene	U		0.000021	0.00010	mg/L	1	19-Jan-2022 16:11
Dibenzofuran	**0.000075**	J	**0.000020**	**0.00010**	**mg/L**	1	19-Jan-2022 16:11
Di-n-butyl phthalate	U		0.000020	0.00020	mg/L	1	19-Jan-2022 16:11
Fluoranthene	U		0.000010	0.00010	mg/L	1	19-Jan-2022 16:11
Fluorene	**0.000059**	J	**0.000030**	**0.00010**	**mg/L**	1	19-Jan-2022 16:11
Naphthalene	**0.00034**		**0.000020**	**0.00010**	**mg/L**	1	19-Jan-2022 16:11
Nitrobenzene	U		0.000024	0.00020	mg/L	1	19-Jan-2022 16:11
N-Nitrosodiphenylamine	U		0.000025	0.00020	mg/L	1	19-Jan-2022 16:11
Pentachlorophenol	U		0.000079	0.00020	mg/L	1	19-Jan-2022 16:11
Phenanthrene	U		0.000021	0.00010	mg/L	1	19-Jan-2022 16:11
Phenol	U		0.000035	0.00020	mg/L	1	19-Jan-2022 16:11
Pyrene	U		0.000019	0.00010	mg/L	1	19-Jan-2022 16:11
Surr: 2,4,6-Tribromophenol	*82.5*			*34-129*	*%REC*	*1*	*19-Jan-2022 16:11*
Surr: 2-Fluorobiphenyl	*85.8*			*40-125*	*%REC*	*1*	*19-Jan-2022 16:11*
Surr: 2-Fluorophenol	*77.2*			*20-120*	*%REC*	*1*	*19-Jan-2022 16:11*
Surr: 4-Terphenyl-d14	*114*			*40-135*	*%REC*	*1*	*19-Jan-2022 16:11*
Surr: Nitrobenzene-d5	*83.1*			*41-120*	*%REC*	*1*	*19-Jan-2022 16:11*
Surr: Phenol-d6	*73.6*			*20-120*	*%REC*	*1*	*19-Jan-2022 16:11*
ICP-MS METALS BY SW6020A		**Method:SW6020A**			Prep:SW3010A / 20-Jan-2022		Analyst: JHD
Arsenic	**0.000925**	J	**0.000400**	**0.00200**	**mg/L**	1	20-Jan-2022 15:53

Note: See Qualifiers Page for a list of qualifiers and their explanation.

Client:	Golder Associates Inc.	**ANALYTICAL REPORT**
Project:	Houston TX-Wood Preserving Works	WorkOrder:HS22010323
Sample ID:	WG-1620-MW98B-20220106	Lab ID:HS22010323-06
Collection Date:	06-Jan-2022 11:05	Matrix:Groundwater

ANALYSES	RESULT	QUAL	SDL	MQL	UNITS	DILUTION FACTOR	DATE ANALYZED
LOW LEVEL VOLATILES BY SW8260C		**Method:SW8260**					Analyst: AKP
1,2-Dichloroethane		U	0.00020	0.0010	mg/L	1	14-Jan-2022 10:14
Benzene		U	0.00020	0.0010	mg/L	1	14-Jan-2022 10:14
Chlorobenzene		U	0.00030	0.0010	mg/L	1	14-Jan-2022 10:14
Ethylbenzene		U	0.00030	0.0010	mg/L	1	14-Jan-2022 10:14
Methylene chloride		U	0.0010	0.0020	mg/L	1	14-Jan-2022 10:14
Toluene		U	0.00020	0.0010	mg/L	1	14-Jan-2022 10:14
Xylenes, Total		U	0.00030	0.0010	mg/L	1	14-Jan-2022 10:14
Surr: 1,2-Dichloroethane-d4	*88.3*			*70-126*	*%REC*	*1*	*14-Jan-2022 10:14*
Surr: 4-Bromofluorobenzene	*82.9*			*81-113*	*%REC*	*1*	*14-Jan-2022 10:14*
Surr: Dibromofluoromethane	*95.6*			*77-123*	*%REC*	*1*	*14-Jan-2022 10:14*
Surr: Toluene-d8	*99.3*			*82-127*	*%REC*	*1*	*14-Jan-2022 10:14*

Note: See Qualifiers Page for a list of qualifiers and their explanation.

Client:	Golder Associates Inc.	**ANALYTICAL REPORT**	
Project:	Houston TX-Wood Preserving Works	WorkOrder:HS22010323	
Sample ID:	WG-1620-MW98B-20220106	Lab ID:HS22010323-06	
Collection Date:	06-Jan-2022 11:05	Matrix:Groundwater	

ANALYSES	RESULT	QUAL	SDL	MQL	UNITS	DILUTION FACTOR	DATE ANALYZED
LOW-LEVEL SEMIVOLATILES BY 8270D		**Method:SW8270**			Prep:SW3510 / 12-Jan-2022		Analyst: JLJ
1,2-Diphenylhydrazine	U		0.000021	0.00020	mg/L	1	20-Jan-2022 16:16
2,4-Dimethylphenol	U		0.000040	0.00020	mg/L	1	20-Jan-2022 16:16
2,4-Dinitrotoluene	U		0.000058	0.00020	mg/L	1	20-Jan-2022 16:16
2,6-Dinitrotoluene	U		0.000042	0.00020	mg/L	1	20-Jan-2022 16:16
2-Chloronaphthalene	U		0.000021	0.00020	mg/L	1	20-Jan-2022 16:16
2-Methylnaphthalene	**0.000063**	J	**0.000019**	**0.00010**	**mg/L**	1	20-Jan-2022 16:16
4,6-Dinitro-2-methylphenol	U		0.000020	0.00020	mg/L	1	20-Jan-2022 16:16
4-Nitrophenol	U		0.000047	0.0010	mg/L	1	20-Jan-2022 16:16
Acenaphthene	**0.000088**	J	**0.000027**	**0.00010**	**mg/L**	1	20-Jan-2022 16:16
Acenaphthylene	U		0.000015	0.00010	mg/L	1	20-Jan-2022 16:16
Anthracene	U		0.000014	0.00010	mg/L	1	20-Jan-2022 16:16
Benz(a)anthracene	U		0.000050	0.00010	mg/L	1	20-Jan-2022 16:16
Benzo(a)pyrene	U		0.000020	0.00010	mg/L	1	20-Jan-2022 16:16
Bis(2-chloroethoxy)methane	U		0.000030	0.00020	mg/L	1	20-Jan-2022 16:16
Bis(2-ethylhexyl)phthalate	**0.000076**	J	**0.000037**	**0.00020**	**mg/L**	1	20-Jan-2022 16:16
Chrysene	U		0.000021	0.00010	mg/L	1	20-Jan-2022 16:16
Dibenzofuran	**0.000085**	J	**0.000020**	**0.00010**	**mg/L**	1	20-Jan-2022 16:16
Di-n-butyl phthalate	U		0.000020	0.00020	mg/L	1	20-Jan-2022 16:16
Fluoranthene	U		0.000010	0.00010	mg/L	1	20-Jan-2022 16:16
Fluorene	**0.000098**	J	**0.000030**	**0.00010**	**mg/L**	1	20-Jan-2022 16:16
Naphthalene	**0.00026**		**0.000020**	**0.00010**	**mg/L**	1	20-Jan-2022 16:16
Nitrobenzene	U		0.000024	0.00020	mg/L	1	20-Jan-2022 16:16
N-Nitrosodiphenylamine	U		0.000025	0.00020	mg/L	1	20-Jan-2022 16:16
Pentachlorophenol	U		0.000079	0.00020	mg/L	1	20-Jan-2022 16:16
Phenanthrene	**0.000052**	J	**0.000021**	**0.00010**	**mg/L**	1	20-Jan-2022 16:16
Phenol	U		0.000035	0.00020	mg/L	1	20-Jan-2022 16:16
Pyrene	U		0.000019	0.00010	mg/L	1	20-Jan-2022 16:16
Surr: 2,4,6-Tribromophenol	*72.0*			*34-129*	*%REC*	*1*	*20-Jan-2022 16:16*
Surr: 2-Fluorobiphenyl	*72.7*			*40-125*	*%REC*	*1*	*20-Jan-2022 16:16*
Surr: 2-Fluorophenol	*80.4*			*20-120*	*%REC*	*1*	*20-Jan-2022 16:16*
Surr: 4-Terphenyl-d14	*113*			*40-135*	*%REC*	*1*	*20-Jan-2022 16:16*
Surr: Nitrobenzene-d5	*70.5*			*41-120*	*%REC*	*1*	*20-Jan-2022 16:16*
Surr: Phenol-d6	*71.7*			*20-120*	*%REC*	*1*	*20-Jan-2022 16:16*
ICP-MS METALS BY SW6020A		**Method:SW6020A**			Prep:SW3010A / 20-Jan-2022		Analyst: JHD
Arsenic	**0.00454**		**0.000400**	**0.00200**	**mg/L**	1	20-Jan-2022 15:55

Note: See Qualifiers Page for a list of qualifiers and their explanation.

Client:	Golder Associates Inc.	**ANALYTICAL REPORT**
Project:	Houston TX-Wood Preserving Works	WorkOrder:HS22010323
Sample ID:	WG-1620-MW80B-20220106	Lab ID:HS22010323-07
Collection Date:	06-Jan-2022 13:35	Matrix:Groundwater

ANALYSES	RESULT	QUAL	SDL	MQL	UNITS	DILUTION FACTOR	DATE ANALYZED
LOW LEVEL VOLATILES BY SW8260C		**Method:SW8260**					Analyst: AKP
1,2-Dichloroethane		U	0.00020	0.0010	mg/L	1	14-Jan-2022 12:22
Benzene		U	0.00020	0.0010	mg/L	1	14-Jan-2022 12:22
Chlorobenzene		U	0.00030	0.0010	mg/L	1	14-Jan-2022 12:22
Ethylbenzene		U	0.00030	0.0010	mg/L	1	14-Jan-2022 12:22
Methylene chloride		U	0.0010	0.0020	mg/L	1	14-Jan-2022 12:22
Toluene		U	0.00020	0.0010	mg/L	1	14-Jan-2022 12:22
Xylenes, Total		U	0.00030	0.0010	mg/L	1	14-Jan-2022 12:22
Surr: 1,2-Dichloroethane-d4	*87.0*			*70-126*	*%REC*	*1*	*14-Jan-2022 12:22*
Surr: 4-Bromofluorobenzene	*81.8*			*81-113*	*%REC*	*1*	*14-Jan-2022 12:22*
Surr: Dibromofluoromethane	*96.0*			*77-123*	*%REC*	*1*	*14-Jan-2022 12:22*
Surr: Toluene-d8	*100*			*82-127*	*%REC*	*1*	*14-Jan-2022 12:22*

Note: See Qualifiers Page for a list of qualifiers and their explanation.

Client:	Golder Associates Inc.	**ANALYTICAL REPORT**
Project:	Houston TX-Wood Preserving Works	WorkOrder:HS22010323
Sample ID:	WG-1620-MW80B-20220106	Lab ID:HS22010323-07
Collection Date:	06-Jan-2022 13:35	Matrix:Groundwater

ANALYSES	RESULT	QUAL	SDL	MQL	UNITS	DILUTION FACTOR	DATE ANALYZED
LOW-LEVEL SEMIVOLATILES BY 8270D		**Method:SW8270**			Prep:SW3510 / 12-Jan-2022		Analyst: JLJ
1,2-Diphenylhydrazine	U		0.000021	0.00020	mg/L	1	19-Jan-2022 17:29
2,4-Dimethylphenol	U		0.000040	0.00020	mg/L	1	19-Jan-2022 17:29
2,4-Dinitrotoluene	U		0.000058	0.00020	mg/L	1	19-Jan-2022 17:29
2,6-Dinitrotoluene	U		0.000042	0.00020	mg/L	1	19-Jan-2022 17:29
2-Chloronaphthalene	U		0.000021	0.00020	mg/L	1	19-Jan-2022 17:29
2-Methylnaphthalene	U		0.000019	0.00010	mg/L	1	19-Jan-2022 17:29
4,6-Dinitro-2-methylphenol	U		0.000020	0.00020	mg/L	1	19-Jan-2022 17:29
4-Nitrophenol	U		0.000047	0.0010	mg/L	1	19-Jan-2022 17:29
Acenaphthene	U		0.000027	0.00010	mg/L	1	19-Jan-2022 17:29
Acenaphthylene	U		0.000015	0.00010	mg/L	1	19-Jan-2022 17:29
Anthracene	U		0.000014	0.00010	mg/L	1	19-Jan-2022 17:29
Benz(a)anthracene	U		0.000050	0.00010	mg/L	1	19-Jan-2022 17:29
Benzo(a)pyrene	U		0.000020	0.00010	mg/L	1	19-Jan-2022 17:29
Bis(2-chloroethoxy)methane	U		0.000030	0.00020	mg/L	1	19-Jan-2022 17:29
Bis(2-ethylhexyl)phthalate	**0.000090**	J	**0.000037**	**0.00020**	**mg/L**	1	19-Jan-2022 17:29
Chrysene	U		0.000021	0.00010	mg/L	1	19-Jan-2022 17:29
Dibenzofuran	U		0.000020	0.00010	mg/L	1	19-Jan-2022 17:29
Di-n-butyl phthalate	U		0.000020	0.00020	mg/L	1	19-Jan-2022 17:29
Fluoranthene	U		0.000010	0.00010	mg/L	1	19-Jan-2022 17:29
Fluorene	U		0.000030	0.00010	mg/L	1	19-Jan-2022 17:29
Naphthalene	**0.00015**		**0.000020**	**0.00010**	**mg/L**	1	19-Jan-2022 17:29
Nitrobenzene	U		0.000024	0.00020	mg/L	1	19-Jan-2022 17:29
N-Nitrosodiphenylamine	U		0.000025	0.00020	mg/L	1	19-Jan-2022 17:29
Pentachlorophenol	U		0.000079	0.00020	mg/L	1	19-Jan-2022 17:29
Phenanthrene	U		0.000021	0.00010	mg/L	1	19-Jan-2022 17:29
Phenol	U		0.000035	0.00020	mg/L	1	19-Jan-2022 17:29
Pyrene	U		0.000019	0.00010	mg/L	1	19-Jan-2022 17:29
Surr: 2,4,6-Tribromophenol	*75.9*			*34-129*	*%REC*	*1*	*19-Jan-2022 17:29*
Surr: 2-Fluorobiphenyl	*79.2*			*40-125*	*%REC*	*1*	*19-Jan-2022 17:29*
Surr: 2-Fluorophenol	*77.1*			*20-120*	*%REC*	*1*	*19-Jan-2022 17:29*
Surr: 4-Terphenyl-d14	*89.9*			*40-135*	*%REC*	*1*	*19-Jan-2022 17:29*
Surr: Nitrobenzene-d5	*75.5*			*41-120*	*%REC*	*1*	*19-Jan-2022 17:29*
Surr: Phenol-d6	*72.2*			*20-120*	*%REC*	*1*	*19-Jan-2022 17:29*
ICP-MS METALS BY SW6020A		**Method:SW6020A**			Prep:SW3010A / 20-Jan-2022		Analyst: JHD
Arsenic	**0.00125**	J	**0.000400**	**0.00200**	**mg/L**	1	20-Jan-2022 16:39

Note: See Qualifiers Page for a list of qualifiers and their explanation.

Client:	Golder Associates Inc.	**ANALYTICAL REPORT**
Project:	Houston TX-Wood Preserving Works	WorkOrder:HS22010323
Sample ID:	WG-1620-MW50B-20220106	Lab ID:HS22010323-08
Collection Date:	06-Jan-2022 14:30	Matrix:Groundwater

ANALYSES	RESULT	QUAL	SDL	MQL	UNITS	DILUTION FACTOR	DATE ANALYZED
LOW LEVEL VOLATILES BY SW8260C		**Method:SW8260**					Analyst: AKP
1,2-Dichloroethane		U	0.00020	0.0010	mg/L	1	14-Jan-2022 12:43
Benzene		U	0.00020	0.0010	mg/L	1	14-Jan-2022 12:43
Chlorobenzene		U	0.00030	0.0010	mg/L	1	14-Jan-2022 12:43
Ethylbenzene		U	0.00030	0.0010	mg/L	1	14-Jan-2022 12:43
Methylene chloride		U	0.0010	0.0020	mg/L	1	14-Jan-2022 12:43
Toluene		U	0.00020	0.0010	mg/L	1	14-Jan-2022 12:43
Xylenes, Total		U	0.00030	0.0010	mg/L	1	14-Jan-2022 12:43
Surr: 1,2-Dichloroethane-d4	*86.3*			*70-126*	*%REC*	*1*	*14-Jan-2022 12:43*
Surr: 4-Bromofluorobenzene	*82.8*			*81-113*	*%REC*	*1*	*14-Jan-2022 12:43*
Surr: Dibromofluoromethane	*95.1*			*77-123*	*%REC*	*1*	*14-Jan-2022 12:43*
Surr: Toluene-d8	*101*			*82-127*	*%REC*	*1*	*14-Jan-2022 12:43*

Note: See Qualifiers Page for a list of qualifiers and their explanation.

Client:	Golder Associates Inc.	**ANALYTICAL REPORT**
Project:	Houston TX-Wood Preserving Works	WorkOrder:HS22010323
Sample ID:	WG-1620-MW50B-20220106	Lab ID:HS22010323-08
Collection Date:	06-Jan-2022 14:30	Matrix:Groundwater

ANALYSES	RESULT	QUAL	SDL	MQL	UNITS	DILUTION FACTOR	DATE ANALYZED
LOW-LEVEL SEMIVOLATILES BY 8270D		**Method:SW8270**			Prep:SW3510 / 12-Jan-2022		Analyst: JLJ
1,2-Diphenylhydrazine	U		0.000021	0.00020	mg/L	1	20-Jan-2022 16:34
2,4-Dimethylphenol	U		0.000040	0.00020	mg/L	1	20-Jan-2022 16:34
2,4-Dinitrotoluene	U		0.000058	0.00020	mg/L	1	20-Jan-2022 16:34
2,6-Dinitrotoluene	U		0.000042	0.00020	mg/L	1	20-Jan-2022 16:34
2-Chloronaphthalene	U		0.000021	0.00020	mg/L	1	20-Jan-2022 16:34
2-Methylnaphthalene	**0.000038**	J	**0.000019**	**0.00010**	**mg/L**	1	20-Jan-2022 16:34
4,6-Dinitro-2-methylphenol	U		0.000020	0.00020	mg/L	1	20-Jan-2022 16:34
4-Nitrophenol	U		0.000047	0.0010	mg/L	1	20-Jan-2022 16:34
Acenaphthene	**0.000088**	J	**0.000027**	**0.00010**	**mg/L**	1	20-Jan-2022 16:34
Acenaphthylene	U		0.000015	0.00010	mg/L	1	20-Jan-2022 16:34
Anthracene	U		0.000014	0.00010	mg/L	1	20-Jan-2022 16:34
Benz(a)anthracene	U		0.000050	0.00010	mg/L	1	20-Jan-2022 16:34
Benzo(a)pyrene	U		0.000020	0.00010	mg/L	1	20-Jan-2022 16:34
Bis(2-chloroethoxy)methane	U		0.000030	0.00020	mg/L	1	20-Jan-2022 16:34
Bis(2-ethylhexyl)phthalate	U		0.000037	0.00020	mg/L	1	20-Jan-2022 16:34
Chrysene	U		0.000021	0.00010	mg/L	1	20-Jan-2022 16:34
Dibenzofuran	**0.000065**	J	**0.000020**	**0.00010**	**mg/L**	1	20-Jan-2022 16:34
Di-n-butyl phthalate	U		0.000020	0.00020	mg/L	1	20-Jan-2022 16:34
Fluoranthene	**0.00020**		**0.000010**	**0.00010**	**mg/L**	1	20-Jan-2022 16:34
Fluorene	U		0.000030	0.00010	mg/L	1	20-Jan-2022 16:34
Naphthalene	**0.00029**		**0.000020**	**0.00010**	**mg/L**	1	20-Jan-2022 16:34
Nitrobenzene	U		0.000024	0.00020	mg/L	1	20-Jan-2022 16:34
N-Nitrosodiphenylamine	U		0.000025	0.00020	mg/L	1	20-Jan-2022 16:34
Pentachlorophenol	U		0.000079	0.00020	mg/L	1	20-Jan-2022 16:34
Phenanthrene	U		0.000021	0.00010	mg/L	1	20-Jan-2022 16:34
Phenol	U		0.000035	0.00020	mg/L	1	20-Jan-2022 16:34
Pyrene	**0.00014**		**0.000019**	**0.00010**	**mg/L**	1	20-Jan-2022 16:34
Surr: 2,4,6-Tribromophenol	*79.0*			*34-129*	*%REC*	*1*	*20-Jan-2022 16:34*
Surr: 2-Fluorobiphenyl	*79.4*			*40-125*	*%REC*	*1*	*20-Jan-2022 16:34*
Surr: 2-Fluorophenol	*82.0*			*20-120*	*%REC*	*1*	*20-Jan-2022 16:34*
Surr: 4-Terphenyl-d14	*126*			*40-135*	*%REC*	*1*	*20-Jan-2022 16:34*
Surr: Nitrobenzene-d5	*84.9*			*41-120*	*%REC*	*1*	*20-Jan-2022 16:34*
Surr: Phenol-d6	*79.3*			*20-120*	*%REC*	*1*	*20-Jan-2022 16:34*
ICP-MS METALS BY SW6020A		**Method:SW6020A**			Prep:SW3010A / 20-Jan-2022		Analyst: JHD
Arsenic	**0.00950**		**0.000400**	**0.00200**	**mg/L**	1	20-Jan-2022 16:45

Note: See Qualifiers Page for a list of qualifiers and their explanation.

Client:	Golder Associates Inc.	**ANALYTICAL REPORT**
Project:	Houston TX-Wood Preserving Works	WorkOrder:HS22010323
Sample ID:	WG-1620-FB02-20220106	Lab ID:HS22010323-09
Collection Date:	06-Jan-2022 15:45	Matrix:Water

ANALYSES	RESULT	QUAL	SDL	MQL	UNITS	DILUTION FACTOR	DATE ANALYZED
LOW LEVEL VOLATILES BY SW8260C		**Method:SW8260**					Analyst: AKP
1,2-Dichloroethane		U	0.00020	0.0010	mg/L	1	14-Jan-2022 13:04
Benzene		U	0.00020	0.0010	mg/L	1	14-Jan-2022 13:04
Chlorobenzene		U	0.00030	0.0010	mg/L	1	14-Jan-2022 13:04
Ethylbenzene		U	0.00030	0.0010	mg/L	1	14-Jan-2022 13:04
Methylene chloride		U	0.0010	0.0020	mg/L	1	14-Jan-2022 13:04
Toluene		U	0.00020	0.0010	mg/L	1	14-Jan-2022 13:04
Xylenes, Total		U	0.00030	0.0010	mg/L	1	14-Jan-2022 13:04
Surr: 1,2-Dichloroethane-d4	*85.0*			*70-126*	*%REC*	*1*	*14-Jan-2022 13:04*
Surr: 4-Bromofluorobenzene	*82.2*			*81-113*	*%REC*	*1*	*14-Jan-2022 13:04*
Surr: Dibromofluoromethane	*95.0*			*77-123*	*%REC*	*1*	*14-Jan-2022 13:04*
Surr: Toluene-d8	*99.7*			*82-127*	*%REC*	*1*	*14-Jan-2022 13:04*

Note: See Qualifiers Page for a list of qualifiers and their explanation.

Client:	Golder Associates Inc.	**ANALYTICAL REPORT**	
Project:	Houston TX-Wood Preserving Works	WorkOrder:HS22010323	
Sample ID:	WG-1620-FB02-20220106	Lab ID:HS22010323-09	
Collection Date:	06-Jan-2022 15:45	Matrix:Water	

ANALYSES	RESULT	QUAL	SDL	MQL	UNITS	DILUTION FACTOR	DATE ANALYZED
LOW-LEVEL SEMIVOLATILES BY 8270D		**Method:SW8270**			Prep:SW3510 / 12-Jan-2022		Analyst: JLJ
1,2-Diphenylhydrazine	U		0.000021	0.00020	mg/L	1	20-Jan-2022 16:52
2,4-Dimethylphenol	U		0.000040	0.00020	mg/L	1	20-Jan-2022 16:52
2,4-Dinitrotoluene	U		0.000058	0.00020	mg/L	1	20-Jan-2022 16:52
2,6-Dinitrotoluene	U		0.000042	0.00020	mg/L	1	20-Jan-2022 16:52
2-Chloronaphthalene	U		0.000021	0.00020	mg/L	1	20-Jan-2022 16:52
2-Methylnaphthalene	U		0.000019	0.00010	mg/L	1	20-Jan-2022 16:52
4,6-Dinitro-2-methylphenol	U		0.000020	0.00020	mg/L	1	20-Jan-2022 16:52
4-Nitrophenol	U		0.000047	0.0010	mg/L	1	20-Jan-2022 16:52
Acenaphthene	U		0.000027	0.00010	mg/L	1	20-Jan-2022 16:52
Acenaphthylene	U		0.000015	0.00010	mg/L	1	20-Jan-2022 16:52
Anthracene	U		0.000014	0.00010	mg/L	1	20-Jan-2022 16:52
Benz(a)anthracene	U		0.000050	0.00010	mg/L	1	20-Jan-2022 16:52
Benzo(a)pyrene	U		0.000020	0.00010	mg/L	1	20-Jan-2022 16:52
Bis(2-chloroethoxy)methane	U		0.000030	0.00020	mg/L	1	20-Jan-2022 16:52
Bis(2-ethylhexyl)phthalate	**0.000099**	J	**0.000037**	**0.00020**	**mg/L**	1	20-Jan-2022 16:52
Chrysene	U		0.000021	0.00010	mg/L	1	20-Jan-2022 16:52
Dibenzofuran	U		0.000020	0.00010	mg/L	1	20-Jan-2022 16:52
Di-n-butyl phthalate	U		0.000020	0.00020	mg/L	1	20-Jan-2022 16:52
Fluoranthene	U		0.000010	0.00010	mg/L	1	20-Jan-2022 16:52
Fluorene	U		0.000030	0.00010	mg/L	1	20-Jan-2022 16:52
Naphthalene	**0.00016**		**0.000020**	**0.00010**	**mg/L**	1	20-Jan-2022 16:52
Nitrobenzene	U		0.000024	0.00020	mg/L	1	20-Jan-2022 16:52
N-Nitrosodiphenylamine	U		0.000025	0.00020	mg/L	1	20-Jan-2022 16:52
Pentachlorophenol	U		0.000079	0.00020	mg/L	1	20-Jan-2022 16:52
Phenanthrene	U		0.000021	0.00010	mg/L	1	20-Jan-2022 16:52
Phenol	U		0.000035	0.00020	mg/L	1	20-Jan-2022 16:52
Pyrene	U		0.000019	0.00010	mg/L	1	20-Jan-2022 16:52
Surr: 2,4,6-Tribromophenol	*79.3*			*34-129*	*%REC*	*1*	*20-Jan-2022 16:52*
Surr: 2-Fluorobiphenyl	*95.7*			*40-125*	*%REC*	*1*	*20-Jan-2022 16:52*
Surr: 2-Fluorophenol	*112*			*20-120*	*%REC*	*1*	*20-Jan-2022 16:52*
Surr: 4-Terphenyl-d14	*120*			*40-135*	*%REC*	*1*	*20-Jan-2022 16:52*
Surr: Nitrobenzene-d5	*90.0*			*41-120*	*%REC*	*1*	*20-Jan-2022 16:52*
Surr: Phenol-d6	*97.4*			*20-120*	*%REC*	*1*	*20-Jan-2022 16:52*
ICP-MS METALS BY SW6020A		**Method:SW6020A**			Prep:SW3010A / 20-Jan-2022		Analyst: JHD
Arsenic	U		0.000400	0.00200	mg/L	1	20-Jan-2022 16:47

Note: See Qualifiers Page for a list of qualifiers and their explanation.

Client:	Golder Associates Inc.	**ANALYTICAL REPORT**
Project:	Houston TX-Wood Preserving Works	WorkOrder:HS22010323
Sample ID:	WG-1620-MW39B-20220106	Lab ID:HS22010323-10
Collection Date:	06-Jan-2022 16:45	Matrix:Groundwater

ANALYSES	RESULT	QUAL	SDL	MQL	UNITS	DILUTION FACTOR	DATE ANALYZED
LOW LEVEL VOLATILES BY SW8260C		**Method:SW8260**					Analyst: AKP
1,2-Dichloroethane		U	0.00020	0.0010	mg/L	1	14-Jan-2022 13:25
Benzene		U	0.00020	0.0010	mg/L	1	14-Jan-2022 13:25
Chlorobenzene		U	0.00030	0.0010	mg/L	1	14-Jan-2022 13:25
Ethylbenzene		U	0.00030	0.0010	mg/L	1	14-Jan-2022 13:25
Methylene chloride		U	0.0010	0.0020	mg/L	1	14-Jan-2022 13:25
Toluene		U	0.00020	0.0010	mg/L	1	14-Jan-2022 13:25
Xylenes, Total		U	0.00030	0.0010	mg/L	1	14-Jan-2022 13:25
Surr: 1,2-Dichloroethane-d4	*88.8*			*70-126*	*%REC*	*1*	*14-Jan-2022 13:25*
Surr: 4-Bromofluorobenzene	*81.5*			*81-113*	*%REC*	*1*	*14-Jan-2022 13:25*
Surr: Dibromofluoromethane	*95.1*			*77-123*	*%REC*	*1*	*14-Jan-2022 13:25*
Surr: Toluene-d8	*99.8*			*82-127*	*%REC*	*1*	*14-Jan-2022 13:25*

Note: See Qualifiers Page for a list of qualifiers and their explanation.

Client:	Golder Associates Inc.	**ANALYTICAL REPORT**
Project:	Houston TX-Wood Preserving Works	WorkOrder:HS22010323
Sample ID:	WG-1620-MW39B-20220106	Lab ID:HS22010323-10
Collection Date:	06-Jan-2022 16:45	Matrix:Groundwater

ANALYSES	RESULT	QUAL	SDL	MQL	UNITS	DILUTION FACTOR	DATE ANALYZED
LOW-LEVEL SEMIVOLATILES BY 8270D		**Method:SW8270**			Prep:SW3510 / 12-Jan-2022		Analyst: JLJ
1,2-Diphenylhydrazine	U		0.000021	0.00020	mg/L	1	20-Jan-2022 17:10
2,4-Dimethylphenol	U		0.000040	0.00020	mg/L	1	20-Jan-2022 17:10
2,4-Dinitrotoluene	U		0.000058	0.00020	mg/L	1	20-Jan-2022 17:10
2,6-Dinitrotoluene	U		0.000042	0.00020	mg/L	1	20-Jan-2022 17:10
2-Chloronaphthalene	U		0.000021	0.00020	mg/L	1	20-Jan-2022 17:10
2-Methylnaphthalene	**0.000024**	J	**0.000019**	**0.00010**	**mg/L**	1	20-Jan-2022 17:10
4,6-Dinitro-2-methylphenol	U		0.000020	0.00020	mg/L	1	20-Jan-2022 17:10
4-Nitrophenol	U		0.000047	0.0010	mg/L	1	20-Jan-2022 17:10
Acenaphthene	**0.0054**		**0.000027**	**0.00010**	**mg/L**	1	20-Jan-2022 17:10
Acenaphthylene	U		0.000015	0.00010	mg/L	1	20-Jan-2022 17:10
Anthracene	**0.00014**		**0.000014**	**0.00010**	**mg/L**	1	20-Jan-2022 17:10
Benz(a)anthracene	U		0.000050	0.00010	mg/L	1	20-Jan-2022 17:10
Benzo(a)pyrene	U		0.000020	0.00010	mg/L	1	20-Jan-2022 17:10
Bis(2-chloroethoxy)methane	U		0.000030	0.00020	mg/L	1	20-Jan-2022 17:10
Bis(2-ethylhexyl)phthalate	**0.000097**	J	**0.000037**	**0.00020**	**mg/L**	1	20-Jan-2022 17:10
Chrysene	U		0.000021	0.00010	mg/L	1	20-Jan-2022 17:10
Dibenzofuran	U		0.000020	0.00010	mg/L	1	20-Jan-2022 17:10
Di-n-butyl phthalate	U		0.000020	0.00020	mg/L	1	20-Jan-2022 17:10
Fluoranthene	**0.00054**		**0.000010**	**0.00010**	**mg/L**	1	20-Jan-2022 17:10
Fluorene	**0.00068**		**0.000030**	**0.00010**	**mg/L**	1	20-Jan-2022 17:10
Naphthalene	**0.000085**	J	**0.000020**	**0.00010**	**mg/L**	1	20-Jan-2022 17:10
Nitrobenzene	U		0.000024	0.00020	mg/L	1	20-Jan-2022 17:10
N-Nitrosodiphenylamine	U		0.000025	0.00020	mg/L	1	20-Jan-2022 17:10
Pentachlorophenol	U		0.000079	0.00020	mg/L	1	20-Jan-2022 17:10
Phenanthrene	U		0.000021	0.00010	mg/L	1	20-Jan-2022 17:10
Phenol	U		0.000035	0.00020	mg/L	1	20-Jan-2022 17:10
Pyrene	**0.00071**		**0.000019**	**0.00010**	**mg/L**	1	20-Jan-2022 17:10
Surr: 2,4,6-Tribromophenol	*101*			*34-129*	*%REC*	*1*	*20-Jan-2022 17:10*
Surr: 2-Fluorobiphenyl	*114*			*40-125*	*%REC*	*1*	*20-Jan-2022 17:10*
Surr: 2-Fluorophenol	*108*			*20-120*	*%REC*	*1*	*20-Jan-2022 17:10*
Surr: 4-Terphenyl-d14	*119*			*40-135*	*%REC*	*1*	*20-Jan-2022 17:10*
Surr: Nitrobenzene-d5	*99.1*			*41-120*	*%REC*	*1*	*20-Jan-2022 17:10*
Surr: Phenol-d6	*83.2*			*20-120*	*%REC*	*1*	*20-Jan-2022 17:10*
ICP-MS METALS BY SW6020A		**Method:SW6020A**			Prep:SW3010A / 20-Jan-2022		Analyst: JHD
Arsenic	**0.0415**		**0.000400**	**0.00200**	**mg/L**	1	20-Jan-2022 16:49

Note: See Qualifiers Page for a list of qualifiers and their explanation.

Client:	Golder Associates Inc.	**ANALYTICAL REPORT**
Project:	Houston TX-Wood Preserving Works	WorkOrder:HS22010323
Sample ID:	WG-1620-MW42B-20220106	Lab ID:HS22010323-11
Collection Date:	06-Jan-2022 17:35	Matrix:Groundwater

ANALYSES	RESULT	QUAL	SDL	MQL	UNITS	DILUTION FACTOR	DATE ANALYZED
LOW LEVEL VOLATILES BY SW8260C		**Method:SW8260**					Analyst: AKP
1,2-Dichloroethane		U	0.00020	0.0010	mg/L	1	14-Jan-2022 13:46
Benzene		U	0.00020	0.0010	mg/L	1	14-Jan-2022 13:46
Chlorobenzene		U	0.00030	0.0010	mg/L	1	14-Jan-2022 13:46
Ethylbenzene		U	0.00030	0.0010	mg/L	1	14-Jan-2022 13:46
Methylene chloride		U	0.0010	0.0020	mg/L	1	14-Jan-2022 13:46
Toluene		U	0.00020	0.0010	mg/L	1	14-Jan-2022 13:46
Xylenes, Total		U	0.00030	0.0010	mg/L	1	14-Jan-2022 13:46
Surr: 1,2-Dichloroethane-d4	*87.6*			*70-126*	*%REC*	*1*	*14-Jan-2022 13:46*
Surr: 4-Bromofluorobenzene	*82.3*			*81-113*	*%REC*	*1*	*14-Jan-2022 13:46*
Surr: Dibromofluoromethane	*95.4*			*77-123*	*%REC*	*1*	*14-Jan-2022 13:46*
Surr: Toluene-d8	*99.6*			*82-127*	*%REC*	*1*	*14-Jan-2022 13:46*

Note: See Qualifiers Page for a list of qualifiers and their explanation.

Client:	Golder Associates Inc.	**ANALYTICAL REPORT**	
Project:	Houston TX-Wood Preserving Works	WorkOrder:HS22010323	
Sample ID:	WG-1620-MW42B-20220106	Lab ID:HS22010323-11	
Collection Date:	06-Jan-2022 17:35	Matrix:Groundwater	

ANALYSES	RESULT	QUAL	SDL	MQL	UNITS	DILUTION FACTOR	DATE ANALYZED
LOW-LEVEL SEMIVOLATILES BY 8270D		**Method:SW8270**			Prep:SW3510 / 12-Jan-2022		Analyst: JLJ
1,2-Diphenylhydrazine	U		0.000021	0.00020	mg/L	1	20-Jan-2022 17:29
2,4-Dimethylphenol	U		0.000040	0.00020	mg/L	1	20-Jan-2022 17:29
2,4-Dinitrotoluene	U		0.000058	0.00020	mg/L	1	20-Jan-2022 17:29
2,6-Dinitrotoluene	U		0.000042	0.00020	mg/L	1	20-Jan-2022 17:29
2-Chloronaphthalene	U		0.000021	0.00020	mg/L	1	20-Jan-2022 17:29
2-Methylnaphthalene	U		0.000019	0.00010	mg/L	1	20-Jan-2022 17:29
4,6-Dinitro-2-methylphenol	U		0.000020	0.00020	mg/L	1	20-Jan-2022 17:29
4-Nitrophenol	U		0.000047	0.0010	mg/L	1	20-Jan-2022 17:29
Acenaphthene	**0.00027**		**0.000027**	**0.00010**	**mg/L**	1	20-Jan-2022 17:29
Acenaphthylene	U		0.000015	0.00010	mg/L	1	20-Jan-2022 17:29
Anthracene	U		0.000014	0.00010	mg/L	1	20-Jan-2022 17:29
Benz(a)anthracene	U		0.000050	0.00010	mg/L	1	20-Jan-2022 17:29
Benzo(a)pyrene	U		0.000020	0.00010	mg/L	1	20-Jan-2022 17:29
Bis(2-chloroethoxy)methane	U		0.000030	0.00020	mg/L	1	20-Jan-2022 17:29
Bis(2-ethylhexyl)phthalate	**0.00014**	J	**0.000037**	**0.00020**	**mg/L**	1	20-Jan-2022 17:29
Chrysene	U		0.000021	0.00010	mg/L	1	20-Jan-2022 17:29
Dibenzofuran	U		0.000020	0.00010	mg/L	1	20-Jan-2022 17:29
Di-n-butyl phthalate	U		0.000020	0.00020	mg/L	1	20-Jan-2022 17:29
Fluoranthene	**0.00024**		**0.000010**	**0.00010**	**mg/L**	1	20-Jan-2022 17:29
Fluorene	**0.000032**	J	**0.000030**	**0.00010**	**mg/L**	1	20-Jan-2022 17:29
Naphthalene	**0.00012**		**0.000020**	**0.00010**	**mg/L**	1	20-Jan-2022 17:29
Nitrobenzene	U		0.000024	0.00020	mg/L	1	20-Jan-2022 17:29
N-Nitrosodiphenylamine	U		0.000025	0.00020	mg/L	1	20-Jan-2022 17:29
Pentachlorophenol	U		0.000079	0.00020	mg/L	1	20-Jan-2022 17:29
Phenanthrene	U		0.000021	0.00010	mg/L	1	20-Jan-2022 17:29
Phenol	U		0.000035	0.00020	mg/L	1	20-Jan-2022 17:29
Pyrene	**0.00022**		**0.000019**	**0.00010**	**mg/L**	1	20-Jan-2022 17:29
Surr: 2,4,6-Tribromophenol	*98.4*			*34-129*	*%REC*	*1*	*20-Jan-2022 17:29*
Surr: 2-Fluorobiphenyl	*107*			*40-125*	*%REC*	*1*	*20-Jan-2022 17:29*
Surr: 2-Fluorophenol	*104*			*20-120*	*%REC*	*1*	*20-Jan-2022 17:29*
Surr: 4-Terphenyl-d14	*126*			*40-135*	*%REC*	*1*	*20-Jan-2022 17:29*
Surr: Nitrobenzene-d5	*101*			*41-120*	*%REC*	*1*	*20-Jan-2022 17:29*
Surr: Phenol-d6	*82.4*			*20-120*	*%REC*	*1*	*20-Jan-2022 17:29*
ICP-MS METALS BY SW6020A		**Method:SW6020A**			Prep:SW3010A / 20-Jan-2022		Analyst: JHD
Arsenic	**0.00295**		**0.000400**	**0.00200**	**mg/L**	1	20-Jan-2022 16:51

Note: See Qualifiers Page for a list of qualifiers and their explanation.

Client:	Golder Associates Inc.	**ANALYTICAL REPORT**
Project:	Houston TX-Wood Preserving Works	WorkOrder:HS22010323
Sample ID:	WG-1620-P11-20220107	Lab ID:HS22010323-12
Collection Date:	07-Jan-2022 07:55	Matrix:Groundwater

ANALYSES	RESULT	QUAL	SDL	MQL	UNITS	DILUTION FACTOR	DATE ANALYZED
LOW LEVEL VOLATILES BY SW8260C		**Method:SW8260**					Analyst: AKP
1,2-Dichloroethane		U	0.00020	0.0010	mg/L	1	14-Jan-2022 14:07
Benzene		U	0.00020	0.0010	mg/L	1	14-Jan-2022 14:07
Chlorobenzene		U	0.00030	0.0010	mg/L	1	14-Jan-2022 14:07
Ethylbenzene		U	0.00030	0.0010	mg/L	1	14-Jan-2022 14:07
Methylene chloride		U	0.0010	0.0020	mg/L	1	14-Jan-2022 14:07
Toluene		U	0.00020	0.0010	mg/L	1	14-Jan-2022 14:07
Xylenes, Total		U	0.00030	0.0010	mg/L	1	14-Jan-2022 14:07
Surr: 1,2-Dichloroethane-d4	*88.1*			*70-126*	*%REC*	*1*	*14-Jan-2022 14:07*
Surr: 4-Bromofluorobenzene	*81.8*			*81-113*	*%REC*	*1*	*14-Jan-2022 14:07*
Surr: Dibromofluoromethane	*94.6*			*77-123*	*%REC*	*1*	*14-Jan-2022 14:07*
Surr: Toluene-d8	*99.3*			*82-127*	*%REC*	*1*	*14-Jan-2022 14:07*

Note: See Qualifiers Page for a list of qualifiers and their explanation.

Client:	Golder Associates Inc.	**ANALYTICAL REPORT**
Project:	Houston TX-Wood Preserving Works	WorkOrder:HS22010323
Sample ID:	WG-1620-P11-20220107	Lab ID:HS22010323-12
Collection Date:	07-Jan-2022 07:55	Matrix:Groundwater

ANALYSES	RESULT	QUAL	SDL	MQL	UNITS	DILUTION FACTOR	DATE ANALYZED
LOW-LEVEL SEMIVOLATILES BY 8270D		**Method:SW8270**			Prep:SW3510 / 12-Jan-2022		Analyst: JLJ
1,2-Diphenylhydrazine	U		0.000021	0.00020	mg/L	1	19-Jan-2022 18:59
2,4-Dimethylphenol	U		0.000040	0.00020	mg/L	1	19-Jan-2022 18:59
2,4-Dinitrotoluene	U		0.000058	0.00020	mg/L	1	19-Jan-2022 18:59
2,6-Dinitrotoluene	U		0.000042	0.00020	mg/L	1	19-Jan-2022 18:59
2-Chloronaphthalene	U		0.000021	0.00020	mg/L	1	19-Jan-2022 18:59
2-Methylnaphthalene	**0.00048**		**0.000019**	**0.00010**	**mg/L**	1	19-Jan-2022 18:59
4,6-Dinitro-2-methylphenol	U		0.000020	0.00020	mg/L	1	19-Jan-2022 18:59
4-Nitrophenol	U		0.000047	0.0010	mg/L	1	19-Jan-2022 18:59
Acenaphthene	**0.020**		**0.00027**	**0.0010**	**mg/L**	10	24-Jan-2022 18:18
Acenaphthylene	U		0.000015	0.00010	mg/L	1	19-Jan-2022 18:59
Anthracene	**0.00042**		**0.000014**	**0.00010**	**mg/L**	1	19-Jan-2022 18:59
Benz(a)anthracene	U		0.000050	0.00010	mg/L	1	19-Jan-2022 18:59
Benzo(a)pyrene	U		0.000020	0.00010	mg/L	1	19-Jan-2022 18:59
Bis(2-chloroethoxy)methane	U		0.000030	0.00020	mg/L	1	19-Jan-2022 18:59
Bis(2-ethylhexyl)phthalate	**0.000093**	J	**0.000037**	**0.00020**	**mg/L**	1	19-Jan-2022 18:59
Chrysene	U		0.000021	0.00010	mg/L	1	19-Jan-2022 18:59
Dibenzofuran	**0.0015**		**0.000020**	**0.00010**	**mg/L**	1	19-Jan-2022 18:59
Di-n-butyl phthalate	U		0.000020	0.00020	mg/L	1	19-Jan-2022 18:59
Fluoranthene	**0.00037**		**0.000010**	**0.00010**	**mg/L**	1	19-Jan-2022 18:59
Fluorene	**0.0055**		**0.000030**	**0.00010**	**mg/L**	1	19-Jan-2022 18:59
Naphthalene	**0.00041**		**0.000020**	**0.00010**	**mg/L**	1	19-Jan-2022 18:59
Nitrobenzene	U		0.000024	0.00020	mg/L	1	19-Jan-2022 18:59
N-Nitrosodiphenylamine	U		0.000025	0.00020	mg/L	1	19-Jan-2022 18:59
Pentachlorophenol	U		0.000079	0.00020	mg/L	1	19-Jan-2022 18:59
Phenanthrene	**0.0029**		**0.000021**	**0.00010**	**mg/L**	1	19-Jan-2022 18:59
Phenol	U		0.000035	0.00020	mg/L	1	19-Jan-2022 18:59
Pyrene	**0.00020**		**0.000019**	**0.00010**	**mg/L**	1	19-Jan-2022 18:59
Surr: 2,4,6-Tribromophenol	*115*			*34-129*	*%REC*	*10*	*24-Jan-2022 18:18*
Surr: 2,4,6-Tribromophenol	*103*			*34-129*	*%REC*	*1*	*19-Jan-2022 18:59*
Surr: 2-Fluorobiphenyl	*88.9*			*40-125*	*%REC*	*1*	*19-Jan-2022 18:59*
Surr: 2-Fluorobiphenyl	*124*			*40-125*	*%REC*	*10*	*24-Jan-2022 18:18*
Surr: 2-Fluorophenol	*119*			*20-120*	*%REC*	*10*	*24-Jan-2022 18:18*
Surr: 2-Fluorophenol	*77.9*			*20-120*	*%REC*	*1*	*19-Jan-2022 18:59*
Surr: 4-Terphenyl-d14	*118*			*40-135*	*%REC*	*1*	*19-Jan-2022 18:59*
Surr: 4-Terphenyl-d14	*107*			*40-135*	*%REC*	*10*	*24-Jan-2022 18:18*
Surr: Nitrobenzene-d5	*78.6*			*41-120*	*%REC*	*1*	*19-Jan-2022 18:59*
Surr: Nitrobenzene-d5	*110*			*41-120*	*%REC*	*10*	*24-Jan-2022 18:18*
Surr: Phenol-d6	*99.7*			*20-120*	*%REC*	*10*	*24-Jan-2022 18:18*
Surr: Phenol-d6	*73.4*			*20-120*	*%REC*	*1*	*19-Jan-2022 18:59*

Note: See Qualifiers Page for a list of qualifiers and their explanation.

Client:	Golder Associates Inc.	**ANALYTICAL REPORT**
Project:	Houston TX-Wood Preserving Works	WorkOrder:HS22010323
Sample ID:	WG-1620-P11-20220107	Lab ID:HS22010323-12
Collection Date:	07-Jan-2022 07:55	Matrix:Groundwater

ANALYSES	RESULT	QUAL	SDL	MQL	UNITS	DILUTION FACTOR	DATE ANALYZED
ICP-MS METALS BY SW6020A		**Method:SW6020A**			Prep:SW3010A / 20-Jan-2022		Analyst: JHD
Arsenic	**0.0933**		**0.000400**	**0.00200**	**mg/L**	1	20-Jan-2022 16:53

Note: See Qualifiers Page for a list of qualifiers and their explanation.

Client:	Golder Associates Inc.	**ANALYTICAL REPORT**
Project:	Houston TX-Wood Preserving Works	WorkOrder:HS22010323
Sample ID:	WG-1620-MW40B-20220107	Lab ID:HS22010323-13
Collection Date:	07-Jan-2022 08:50	Matrix:Groundwater

ANALYSES	RESULT	QUAL	SDL	MQL	UNITS	DILUTION FACTOR	DATE ANALYZED
LOW LEVEL VOLATILES BY SW8260C		**Method:SW8260**					Analyst: AKP
1,2-Dichloroethane	U		0.0010	0.0050	mg/L	5	14-Jan-2022 16:18
Benzene	**0.0061**		**0.0010**	**0.0050**	**mg/L**	5	14-Jan-2022 16:18
Chlorobenzene	U		0.0015	0.0050	mg/L	5	14-Jan-2022 16:18
Ethylbenzene	**0.042**		**0.0015**	**0.0050**	**mg/L**	5	14-Jan-2022 16:18
Methylene chloride	U		0.0050	0.010	mg/L	5	14-Jan-2022 16:18
Toluene	**0.0016**	J	**0.0010**	**0.0050**	**mg/L**	5	14-Jan-2022 16:18
Xylenes, Total	**0.036**		**0.0015**	**0.0050**	**mg/L**	5	14-Jan-2022 16:18
Surr: 1,2-Dichloroethane-d4	*86.3*			*70-126*	*%REC*	*5*	*14-Jan-2022 16:18*
Surr: 4-Bromofluorobenzene	*85.2*			*81-113*	*%REC*	*5*	*14-Jan-2022 16:18*
Surr: Dibromofluoromethane	*94.6*			*77-123*	*%REC*	*5*	*14-Jan-2022 16:18*
Surr: Toluene-d8	*98.2*			*82-127*	*%REC*	*5*	*14-Jan-2022 16:18*

Note: See Qualifiers Page for a list of qualifiers and their explanation.

Client:	Golder Associates Inc.	**ANALYTICAL REPORT**
Project:	Houston TX-Wood Preserving Works	WorkOrder:HS22010323
Sample ID:	WG-1620-MW40B-20220107	Lab ID:HS22010323-13
Collection Date:	07-Jan-2022 08:50	Matrix:Groundwater

ANALYSES	RESULT	QUAL	SDL	MQL	UNITS	DILUTION FACTOR	DATE ANALYZED
LOW-LEVEL SEMIVOLATILES BY 8270D		**Method:SW8270**			Prep:SW3510 / 12-Jan-2022		Analyst: JLJ
1,2-Diphenylhydrazine	U		0.000021	0.00020	mg/L	1	20-Jan-2022 17:47
2,4-Dimethylphenol	U		0.000040	0.00020	mg/L	1	20-Jan-2022 17:47
2,4-Dinitrotoluene	U		0.000058	0.00020	mg/L	1	20-Jan-2022 17:47
2,6-Dinitrotoluene	U		0.000042	0.00020	mg/L	1	20-Jan-2022 17:47
2-Chloronaphthalene	U		0.000021	0.00020	mg/L	1	20-Jan-2022 17:47
2-Methylnaphthalene	**0.14**		**0.0019**	**0.010**	**mg/L**	100	20-Jan-2022 18:23
4,6-Dinitro-2-methylphenol	U		0.000020	0.00020	mg/L	1	20-Jan-2022 17:47
4-Nitrophenol	U		0.000047	0.0010	mg/L	1	20-Jan-2022 17:47
Acenaphthene	**0.17**		**0.0027**	**0.010**	**mg/L**	100	20-Jan-2022 18:23
Acenaphthylene	**0.00095**		**0.000015**	**0.00010**	**mg/L**	1	20-Jan-2022 17:47
Anthracene	**0.0082**		**0.000014**	**0.00010**	**mg/L**	1	20-Jan-2022 17:47
Benz(a)anthracene	U		0.000050	0.00010	mg/L	1	20-Jan-2022 17:47
Benzo(a)pyrene	U		0.000020	0.00010	mg/L	1	20-Jan-2022 17:47
Bis(2-chloroethoxy)methane	U		0.000030	0.00020	mg/L	1	20-Jan-2022 17:47
Bis(2-ethylhexyl)phthalate	U		0.000037	0.00020	mg/L	1	20-Jan-2022 17:47
Chrysene	U		0.000021	0.00010	mg/L	1	20-Jan-2022 17:47
Dibenzofuran	**0.10**		**0.0020**	**0.010**	**mg/L**	100	20-Jan-2022 18:23
Di-n-butyl phthalate	U		0.000020	0.00020	mg/L	1	20-Jan-2022 17:47
Fluoranthene	**0.0043**		**0.000010**	**0.00010**	**mg/L**	1	20-Jan-2022 17:47
Fluorene	**0.11**		**0.0030**	**0.010**	**mg/L**	100	20-Jan-2022 18:23
Naphthalene	**1.5**		**0.020**	**0.10**	**mg/L**	1000	24-Jan-2022 18:37
Nitrobenzene	U		0.000024	0.00020	mg/L	1	20-Jan-2022 17:47
N-Nitrosodiphenylamine	U		0.000025	0.00020	mg/L	1	20-Jan-2022 17:47
Pentachlorophenol	U		0.000079	0.00020	mg/L	1	20-Jan-2022 17:47
Phenanthrene	**0.093**		**0.00021**	**0.0010**	**mg/L**	10	20-Jan-2022 18:05
Phenol	U		0.000035	0.00020	mg/L	1	20-Jan-2022 17:47
Pyrene	**0.0022**		**0.000019**	**0.00010**	**mg/L**	1	20-Jan-2022 17:47
Surr: 2,4,6-Tribromophenol	*0*	*JS*		*34-129*	*%REC*	*100*	*20-Jan-2022 18:23*
Surr: 2,4,6-Tribromophenol	*0*	*JS*		*34-129*	*%REC*	*1000*	*24-Jan-2022 18:37*
Surr: 2,4,6-Tribromophenol	*70.5*			*34-129*	*%REC*	*1*	*20-Jan-2022 17:47*
Surr: 2,4,6-Tribromophenol	*99.6*			*34-129*	*%REC*	*10*	*20-Jan-2022 18:05*
Surr: 2-Fluorobiphenyl	*60.0*			*40-125*	*%REC*	*1*	*20-Jan-2022 17:47*
Surr: 2-Fluorobiphenyl	*92.4*			*40-125*	*%REC*	*10*	*20-Jan-2022 18:05*
Surr: 2-Fluorobiphenyl	*0*	*JS*		*40-125*	*%REC*	*1000*	*24-Jan-2022 18:37*
Surr: 2-Fluorobiphenyl	*0*	*JS*		*40-125*	*%REC*	*100*	*20-Jan-2022 18:23*
Surr: 2-Fluorophenol	*0*	*JS*		*20-120*	*%REC*	*100*	*20-Jan-2022 18:23*
Surr: 2-Fluorophenol	*0*	*JS*		*20-120*	*%REC*	*1000*	*24-Jan-2022 18:37*
Surr: 2-Fluorophenol	*53.0*			*20-120*	*%REC*	*1*	*20-Jan-2022 17:47*
Surr: 2-Fluorophenol	*67.9*			*20-120*	*%REC*	*10*	*20-Jan-2022 18:05*

Note: See Qualifiers Page for a list of qualifiers and their explanation.

Client:	Golder Associates Inc.	**ANALYTICAL REPORT**
Project:	Houston TX-Wood Preserving Works	WorkOrder:HS22010323
Sample ID:	WG-1620-MW40B-20220107	Lab ID:HS22010323-13
Collection Date:	07-Jan-2022 08:50	Matrix:Groundwater

ANALYSES	RESULT	QUAL	SDL	MQL	UNITS	DILUTION FACTOR	DATE ANALYZED
LOW-LEVEL SEMIVOLATILES BY 8270D		**Method:SW8270**			Prep:SW3510 / 12-Jan-2022		Analyst: JLJ
Surr: 4-Terphenyl-d14	*106*			*40-135*	*%REC*	*1*	*20-Jan-2022 17:47*
Surr: 4-Terphenyl-d14	*0*	*JS*		*40-135*	*%REC*	*1000*	*24-Jan-2022 18:37*
Surr: 4-Terphenyl-d14	*128*			*40-135*	*%REC*	*10*	*20-Jan-2022 18:05*
Surr: 4-Terphenyl-d14	*0*	*JS*		*40-135*	*%REC*	*100*	*20-Jan-2022 18:23*
Surr: Nitrobenzene-d5	*52.9*			*41-120*	*%REC*	*1*	*20-Jan-2022 17:47*
Surr: Nitrobenzene-d5	*100*			*41-120*	*%REC*	*10*	*20-Jan-2022 18:05*
Surr: Nitrobenzene-d5	*0*	*JS*		*41-120*	*%REC*	*100*	*20-Jan-2022 18:23*
Surr: Nitrobenzene-d5	*0*	*JS*		*41-120*	*%REC*	*1000*	*24-Jan-2022 18:37*
Surr: Phenol-d6	*48.5*			*20-120*	*%REC*	*1*	*20-Jan-2022 17:47*
Surr: Phenol-d6	*40.9*			*20-120*	*%REC*	*10*	*20-Jan-2022 18:05*
Surr: Phenol-d6	*0*	*JS*		*20-120*	*%REC*	*100*	*20-Jan-2022 18:23*
Surr: Phenol-d6	*0*	*JS*		*20-120*	*%REC*	*1000*	*24-Jan-2022 18:37*
ICP-MS METALS BY SW6020A		**Method:SW6020A**			Prep:SW3010A / 20-Jan-2022		Analyst: JHD
Arsenic	**0.0796**		**0.000400**	**0.00200**	**mg/L**	1	20-Jan-2022 16:55

Note: See Qualifiers Page for a list of qualifiers and their explanation.

Client:	Golder Associates Inc.	**ANALYTICAL REPORT**
Project:	Houston TX-Wood Preserving Works	WorkOrder:HS22010323
Sample ID:	WG-1620-MW86C-20220107	Lab ID:HS22010323-14
Collection Date:	07-Jan-2022 10:00	Matrix:Groundwater

ANALYSES	RESULT	QUAL	SDL	MQL	UNITS	DILUTION FACTOR	DATE ANALYZED
LOW LEVEL VOLATILES BY SW8260C		**Method:SW8260**					Analyst: AKP
1,2-Dichloroethane	U		0.00020	0.0010	mg/L	1	14-Jan-2022 14:28
Benzene	U		0.00020	0.0010	mg/L	1	14-Jan-2022 14:28
Chlorobenzene	U		0.00030	0.0010	mg/L	1	14-Jan-2022 14:28
Ethylbenzene	U		0.00030	0.0010	mg/L	1	14-Jan-2022 14:28
Methylene chloride	U		0.0010	0.0020	mg/L	1	14-Jan-2022 14:28
Toluene	U		0.00020	0.0010	mg/L	1	14-Jan-2022 14:28
Xylenes, Total	U		0.00030	0.0010	mg/L	1	14-Jan-2022 14:28
Surr: 1,2-Dichloroethane-d4	*86.7*			*70-126*	*%REC*	*1*	*14-Jan-2022 14:28*
Surr: 4-Bromofluorobenzene	*80.8*	*S*		*81-113*	*%REC*	*1*	*14-Jan-2022 14:28*
Surr: Dibromofluoromethane	*96.7*			*77-123*	*%REC*	*1*	*14-Jan-2022 14:28*
Surr: Toluene-d8	*100*			*82-127*	*%REC*	*1*	*14-Jan-2022 14:28*

Note: See Qualifiers Page for a list of qualifiers and their explanation.

Client:	Golder Associates Inc.	**ANALYTICAL REPORT**	
Project:	Houston TX-Wood Preserving Works	WorkOrder:HS22010323	
Sample ID:	WG-1620-MW86C-20220107	Lab ID:HS22010323-14	
Collection Date:	07-Jan-2022 10:00	Matrix:Groundwater	

ANALYSES	RESULT	QUAL	SDL	MQL	UNITS	DILUTION FACTOR	DATE ANALYZED
LOW-LEVEL SEMIVOLATILES BY 8270D		**Method:SW8270**			Prep:SW3510 / 12-Jan-2022		Analyst: JLJ
1,2-Diphenylhydrazine	U		0.000021	0.00020	mg/L	1	20-Jan-2022 18:41
2,4-Dimethylphenol	U		0.000040	0.00020	mg/L	1	20-Jan-2022 18:41
2,4-Dinitrotoluene	U		0.000058	0.00020	mg/L	1	20-Jan-2022 18:41
2,6-Dinitrotoluene	U		0.000042	0.00020	mg/L	1	20-Jan-2022 18:41
2-Chloronaphthalene	U		0.000021	0.00020	mg/L	1	20-Jan-2022 18:41
2-Methylnaphthalene	U		0.000019	0.00010	mg/L	1	20-Jan-2022 18:41
4,6-Dinitro-2-methylphenol	U		0.000020	0.00020	mg/L	1	20-Jan-2022 18:41
4-Nitrophenol	U		0.000047	0.0010	mg/L	1	20-Jan-2022 18:41
Acenaphthene	U		0.000027	0.00010	mg/L	1	20-Jan-2022 18:41
Acenaphthylene	U		0.000015	0.00010	mg/L	1	20-Jan-2022 18:41
Anthracene	U		0.000014	0.00010	mg/L	1	20-Jan-2022 18:41
Benz(a)anthracene	U		0.000050	0.00010	mg/L	1	20-Jan-2022 18:41
Benzo(a)pyrene	U		0.000020	0.00010	mg/L	1	20-Jan-2022 18:41
Bis(2-chloroethoxy)methane	U		0.000030	0.00020	mg/L	1	20-Jan-2022 18:41
Bis(2-ethylhexyl)phthalate	**0.000058**	J	**0.000037**	**0.00020**	**mg/L**	1	20-Jan-2022 18:41
Chrysene	U		0.000021	0.00010	mg/L	1	20-Jan-2022 18:41
Dibenzofuran	U		0.000020	0.00010	mg/L	1	20-Jan-2022 18:41
Di-n-butyl phthalate	**0.000065**	J	**0.000020**	**0.00020**	**mg/L**	1	20-Jan-2022 18:41
Fluoranthene	U		0.000010	0.00010	mg/L	1	20-Jan-2022 18:41
Fluorene	U		0.000030	0.00010	mg/L	1	20-Jan-2022 18:41
Naphthalene	**0.00017**		**0.000020**	**0.00010**	**mg/L**	1	20-Jan-2022 18:41
Nitrobenzene	U		0.000024	0.00020	mg/L	1	20-Jan-2022 18:41
N-Nitrosodiphenylamine	U		0.000025	0.00020	mg/L	1	20-Jan-2022 18:41
Pentachlorophenol	U		0.000079	0.00020	mg/L	1	20-Jan-2022 18:41
Phenanthrene	**0.000047**	J	**0.000021**	**0.00010**	**mg/L**	1	20-Jan-2022 18:41
Phenol	U		0.000035	0.00020	mg/L	1	20-Jan-2022 18:41
Pyrene	U		0.000019	0.00010	mg/L	1	20-Jan-2022 18:41
Surr: 2,4,6-Tribromophenol	*69.0*			*34-129*	*%REC*	*1*	*20-Jan-2022 18:41*
Surr: 2-Fluorobiphenyl	*59.3*			*40-125*	*%REC*	*1*	*20-Jan-2022 18:41*
Surr: 2-Fluorophenol	*62.5*			*20-120*	*%REC*	*1*	*20-Jan-2022 18:41*
Surr: 4-Terphenyl-d14	*111*			*40-135*	*%REC*	*1*	*20-Jan-2022 18:41*
Surr: Nitrobenzene-d5	*63.2*			*41-120*	*%REC*	*1*	*20-Jan-2022 18:41*
Surr: Phenol-d6	*49.7*			*20-120*	*%REC*	*1*	*20-Jan-2022 18:41*
ICP-MS METALS BY SW6020A		**Method:SW6020A**			Prep:SW3010A / 20-Jan-2022		Analyst: JHD
Arsenic	**0.00505**		**0.000400**	**0.00200**	**mg/L**	1	20-Jan-2022 16:57

Note: See Qualifiers Page for a list of qualifiers and their explanation.

Client:	Golder Associates Inc.	**ANALYTICAL REPORT**
Project:	Houston TX-Wood Preserving Works	WorkOrder:HS22010323
Sample ID:	WG-1620-MW51C-20220107	Lab ID:HS22010323-15
Collection Date:	07-Jan-2022 10:55	Matrix:Groundwater

ANALYSES	RESULT	QUAL	SDL	MQL	UNITS	DILUTION FACTOR	DATE ANALYZED
LOW LEVEL VOLATILES BY SW8260C		**Method:SW8260**					Analyst: AKP
1,2-Dichloroethane		U	0.00020	0.0010	mg/L	1	14-Jan-2022 14:49
Benzene		U	0.00020	0.0010	mg/L	1	14-Jan-2022 14:49
Chlorobenzene		U	0.00030	0.0010	mg/L	1	14-Jan-2022 14:49
Ethylbenzene		U	0.00030	0.0010	mg/L	1	14-Jan-2022 14:49
Methylene chloride		U	0.0010	0.0020	mg/L	1	14-Jan-2022 14:49
Toluene		U	0.00020	0.0010	mg/L	1	14-Jan-2022 14:49
Xylenes, Total		U	0.00030	0.0010	mg/L	1	14-Jan-2022 14:49
Surr: 1,2-Dichloroethane-d4	*87.5*			*70-126*	*%REC*	*1*	*14-Jan-2022 14:49*
Surr: 4-Bromofluorobenzene	*82.5*			*81-113*	*%REC*	*1*	*14-Jan-2022 14:49*
Surr: Dibromofluoromethane	*94.4*			*77-123*	*%REC*	*1*	*14-Jan-2022 14:49*
Surr: Toluene-d8	*102*			*82-127*	*%REC*	*1*	*14-Jan-2022 14:49*

Note: See Qualifiers Page for a list of qualifiers and their explanation.

Client:	Golder Associates Inc.	**ANALYTICAL REPORT**
Project:	Houston TX-Wood Preserving Works	WorkOrder:HS22010323
Sample ID:	WG-1620-MW51C-20220107	Lab ID:HS22010323-15
Collection Date:	07-Jan-2022 10:55	Matrix:Groundwater

ANALYSES	RESULT	QUAL	SDL	MQL	UNITS	DILUTION FACTOR	DATE ANALYZED
LOW-LEVEL SEMIVOLATILES BY 8270D		**Method:SW8270**			Prep:SW3510 / 12-Jan-2022		Analyst: JLJ
1,2-Diphenylhydrazine	U		0.000021	0.00020	mg/L	1	20-Jan-2022 18:59
2,4-Dimethylphenol	U		0.000040	0.00020	mg/L	1	20-Jan-2022 18:59
2,4-Dinitrotoluene	U		0.000058	0.00020	mg/L	1	20-Jan-2022 18:59
2,6-Dinitrotoluene	U		0.000042	0.00020	mg/L	1	20-Jan-2022 18:59
2-Chloronaphthalene	U		0.000021	0.00020	mg/L	1	20-Jan-2022 18:59
2-Methylnaphthalene	**0.000045**	J	**0.000019**	**0.00010**	**mg/L**	1	20-Jan-2022 18:59
4,6-Dinitro-2-methylphenol	U		0.000020	0.00020	mg/L	1	20-Jan-2022 18:59
4-Nitrophenol	U		0.000047	0.0010	mg/L	1	20-Jan-2022 18:59
Acenaphthene	U		0.000027	0.00010	mg/L	1	20-Jan-2022 18:59
Acenaphthylene	U		0.000015	0.00010	mg/L	1	20-Jan-2022 18:59
Anthracene	U		0.000014	0.00010	mg/L	1	20-Jan-2022 18:59
Benz(a)anthracene	U		0.000050	0.00010	mg/L	1	20-Jan-2022 18:59
Benzo(a)pyrene	U		0.000020	0.00010	mg/L	1	20-Jan-2022 18:59
Bis(2-chloroethoxy)methane	U		0.000030	0.00020	mg/L	1	20-Jan-2022 18:59
Bis(2-ethylhexyl)phthalate	**0.000065**	J	**0.000037**	**0.00020**	**mg/L**	1	20-Jan-2022 18:59
Chrysene	U		0.000021	0.00010	mg/L	1	20-Jan-2022 18:59
Dibenzofuran	U		0.000020	0.00010	mg/L	1	20-Jan-2022 18:59
Di-n-butyl phthalate	U		0.000020	0.00020	mg/L	1	20-Jan-2022 18:59
Fluoranthene	U		0.000010	0.00010	mg/L	1	20-Jan-2022 18:59
Fluorene	U		0.000030	0.00010	mg/L	1	20-Jan-2022 18:59
Naphthalene	**0.00027**		**0.000020**	**0.00010**	**mg/L**	1	20-Jan-2022 18:59
Nitrobenzene	U		0.000024	0.00020	mg/L	1	20-Jan-2022 18:59
N-Nitrosodiphenylamine	U		0.000025	0.00020	mg/L	1	20-Jan-2022 18:59
Pentachlorophenol	U		0.000079	0.00020	mg/L	1	20-Jan-2022 18:59
Phenanthrene	U		0.000021	0.00010	mg/L	1	20-Jan-2022 18:59
Phenol	U		0.000035	0.00020	mg/L	1	20-Jan-2022 18:59
Pyrene	U		0.000019	0.00010	mg/L	1	20-Jan-2022 18:59
Surr: 2,4,6-Tribromophenol	*73.9*			*34-129*	*%REC*	*1*	*20-Jan-2022 18:59*
Surr: 2-Fluorobiphenyl	*75.5*			*40-125*	*%REC*	*1*	*20-Jan-2022 18:59*
Surr: 2-Fluorophenol	*80.2*			*20-120*	*%REC*	*1*	*20-Jan-2022 18:59*
Surr: 4-Terphenyl-d14	*99.4*			*40-135*	*%REC*	*1*	*20-Jan-2022 18:59*
Surr: Nitrobenzene-d5	*70.2*			*41-120*	*%REC*	*1*	*20-Jan-2022 18:59*
Surr: Phenol-d6	*64.0*			*20-120*	*%REC*	*1*	*20-Jan-2022 18:59*
ICP-MS METALS BY SW6020A		**Method:SW6020A**			Prep:SW3010A / 20-Jan-2022		Analyst: JHD
Arsenic	U		0.000400	0.00200	mg/L	1	20-Jan-2022 16:59

Note: See Qualifiers Page for a list of qualifiers and their explanation.

Client:	Golder Associates Inc.	**ANALYTICAL REPORT**
Project:	Houston TX-Wood Preserving Works	WorkOrder:HS22010323
Sample ID:	WG-1620-MW49B-20220107	Lab ID:HS22010323-16
Collection Date:	07-Jan-2022 11:50	Matrix:Groundwater

ANALYSES	RESULT	QUAL	SDL	MQL	UNITS	DILUTION FACTOR	DATE ANALYZED
LOW LEVEL VOLATILES BY SW8260C		**Method:SW8260**					Analyst: AKP
1,2-Dichloroethane	U		0.0010	0.0050	mg/L	5	14-Jan-2022 17:04
Benzene	**0.61**		**0.0010**	**0.0050**	**mg/L**	5	14-Jan-2022 17:04
Chlorobenzene	U		0.0015	0.0050	mg/L	5	14-Jan-2022 17:04
Ethylbenzene	**0.19**		**0.0015**	**0.0050**	**mg/L**	5	14-Jan-2022 17:04
Methylene chloride	U		0.0050	0.010	mg/L	5	14-Jan-2022 17:04
Toluene	**0.64**		**0.0010**	**0.0050**	**mg/L**	5	14-Jan-2022 17:04
Xylenes, Total	**0.51**		**0.0015**	**0.0050**	**mg/L**	5	14-Jan-2022 17:04
Surr: 1,2-Dichloroethane-d4	*86.9*			*70-126*	*%REC*	*5*	*14-Jan-2022 17:04*
Surr: 4-Bromofluorobenzene	*88.9*			*81-113*	*%REC*	*5*	*14-Jan-2022 17:04*
Surr: Dibromofluoromethane	*95.4*			*77-123*	*%REC*	*5*	*14-Jan-2022 17:04*
Surr: Toluene-d8	*97.1*			*82-127*	*%REC*	*5*	*14-Jan-2022 17:04*

Note: See Qualifiers Page for a list of qualifiers and their explanation.

Client:	Golder Associates Inc.	**ANALYTICAL REPORT**
Project:	Houston TX-Wood Preserving Works	WorkOrder:HS22010323
Sample ID:	WG-1620-MW49B-20220107	Lab ID:HS22010323-16
Collection Date:	07-Jan-2022 11:50	Matrix:Groundwater

ANALYSES	RESULT	QUAL	SDL	MQL	UNITS	DILUTION FACTOR	DATE ANALYZED
LOW-LEVEL SEMIVOLATILES BY 8270D		**Method:SW8270**			Prep:SW3510 / 12-Jan-2022		Analyst: JLJ
1,2-Diphenylhydrazine	U		0.00021	0.0020	mg/L	10	20-Jan-2022 19:17
2,4-Dimethylphenol	**12**		**0.40**	**2.0**	**mg/L**	10000	20-Jan-2022 20:12
2,4-Dinitrotoluene	U		0.00058	0.0020	mg/L	10	20-Jan-2022 19:17
2,6-Dinitrotoluene	U		0.00042	0.0020	mg/L	10	20-Jan-2022 19:17
2-Chloronaphthalene	U		0.00021	0.0020	mg/L	10	20-Jan-2022 19:17
2-Methylnaphthalene	**0.64**		**0.0019**	**0.010**	**mg/L**	100	20-Jan-2022 19:36
4,6-Dinitro-2-methylphenol	U		0.00020	0.0020	mg/L	10	20-Jan-2022 19:17
4-Nitrophenol	U		0.00047	0.010	mg/L	10	20-Jan-2022 19:17
Acenaphthene	**0.46**		**0.0027**	**0.010**	**mg/L**	100	20-Jan-2022 19:36
Acenaphthylene	**0.0078**		**0.00015**	**0.0010**	**mg/L**	10	20-Jan-2022 19:17
Anthracene	**0.074**		**0.00014**	**0.0010**	**mg/L**	10	20-Jan-2022 19:17
Benz(a)anthracene	**0.010**		**0.00050**	**0.0010**	**mg/L**	10	20-Jan-2022 19:17
Benzo(a)pyrene	**0.0041**		**0.00020**	**0.0010**	**mg/L**	10	20-Jan-2022 19:17
Bis(2-chloroethoxy)methane	U		0.00030	0.0020	mg/L	10	20-Jan-2022 19:17
Bis(2-ethylhexyl)phthalate	**0.0013**	J	**0.00037**	**0.0020**	**mg/L**	10	20-Jan-2022 19:17
Chrysene	**0.0090**		**0.00021**	**0.0010**	**mg/L**	10	20-Jan-2022 19:17
Dibenzofuran	**0.33**		**0.0020**	**0.010**	**mg/L**	100	20-Jan-2022 19:36
Di-n-butyl phthalate	U		0.00020	0.0020	mg/L	10	20-Jan-2022 19:17
Fluoranthene	**0.069**		**0.00010**	**0.0010**	**mg/L**	10	20-Jan-2022 19:17
Fluorene	**0.26**		**0.0030**	**0.010**	**mg/L**	100	20-Jan-2022 19:36
Naphthalene	**15**		**0.20**	**1.0**	**mg/L**	10000	20-Jan-2022 20:12
Nitrobenzene	U		0.00024	0.0020	mg/L	10	20-Jan-2022 19:17
N-Nitrosodiphenylamine	U		0.00025	0.0020	mg/L	10	20-Jan-2022 19:17
Pentachlorophenol	U		0.00079	0.0020	mg/L	10	20-Jan-2022 19:17
Phenanthrene	**0.36**		**0.0021**	**0.010**	**mg/L**	100	20-Jan-2022 19:36
Phenol	**0.017**		**0.00035**	**0.0020**	**mg/L**	10	20-Jan-2022 19:17
Pyrene	**0.054**		**0.00019**	**0.0010**	**mg/L**	10	20-Jan-2022 19:17
Surr: 2,4,6-Tribromophenol	*118*			*34-129*	*%REC*	*10*	*20-Jan-2022 19:17*
Surr: 2,4,6-Tribromophenol	*0*	*JS*		*34-129*	*%REC*	*100*	*20-Jan-2022 19:36*
Surr: 2,4,6-Tribromophenol	*0*	*JS*		*34-129*	*%REC*	*10000*	*20-Jan-2022 20:12*
Surr: 2-Fluorobiphenyl	*108*			*40-125*	*%REC*	*10*	*20-Jan-2022 19:17*
Surr: 2-Fluorobiphenyl	*0*	*JS*		*40-125*	*%REC*	*100*	*20-Jan-2022 19:36*
Surr: 2-Fluorobiphenyl	*0*	*JS*		*40-125*	*%REC*	*10000*	*20-Jan-2022 20:12*
Surr: 2-Fluorophenol	*103*			*20-120*	*%REC*	*10*	*20-Jan-2022 19:17*
Surr: 2-Fluorophenol	*0*	*JS*		*20-120*	*%REC*	*100*	*20-Jan-2022 19:36*
Surr: 2-Fluorophenol	*0*	*JS*		*20-120*	*%REC*	*10000*	*20-Jan-2022 20:12*
Surr: 4-Terphenyl-d14	*102*			*40-135*	*%REC*	*10*	*20-Jan-2022 19:17*
Surr: 4-Terphenyl-d14	*0*	*JS*		*40-135*	*%REC*	*100*	*20-Jan-2022 19:36*
Surr: 4-Terphenyl-d14	*0*	*JS*		*40-135*	*%REC*	*10000*	*20-Jan-2022 20:12*

Note: See Qualifiers Page for a list of qualifiers and their explanation.

Client:	Golder Associates Inc.	**ANALYTICAL REPORT**
Project:	Houston TX-Wood Preserving Works	WorkOrder:HS22010323
Sample ID:	WG-1620-MW49B-20220107	Lab ID:HS22010323-16
Collection Date:	07-Jan-2022 11:50	Matrix:Groundwater

ANALYSES	RESULT	QUAL	SDL	MQL	UNITS	DILUTION FACTOR	DATE ANALYZED
LOW-LEVEL SEMIVOLATILES BY 8270D		**Method:SW8270**			Prep:SW3510 / 12-Jan-2022		Analyst: JLJ
Surr: Nitrobenzene-d5	*83.0*			*41-120*	*%REC*	*10*	*20-Jan-2022 19:17*
Surr: Nitrobenzene-d5	*0*	*JS*		*41-120*	*%REC*	*100*	*20-Jan-2022 19:36*
Surr: Nitrobenzene-d5	*0*	*JS*		*41-120*	*%REC*	*10000*	*20-Jan-2022 20:12*
Surr: Phenol-d6	*0*	*JS*		*20-120*	*%REC*	*100*	*20-Jan-2022 19:36*
Surr: Phenol-d6	*0*	*JS*		*20-120*	*%REC*	*10000*	*20-Jan-2022 20:12*
Surr: Phenol-d6	*114*			*20-120*	*%REC*	*10*	*20-Jan-2022 19:17*
ICP-MS METALS BY SW6020A		**Method:SW6020A**			Prep:SW3010A / 20-Jan-2022		Analyst: JHD
Arsenic	**0.00368**		**0.000400**	**0.00200**	**mg/L**	1	20-Jan-2022 20:32

Note: See Qualifiers Page for a list of qualifiers and their explanation.

Client:	Golder Associates Inc.	**ANALYTICAL REPORT**
Project:	Houston TX-Wood Preserving Works	WorkOrder:HS22010323
Sample ID:	WG-1620-FB03-20220107	Lab ID:HS22010323-17
Collection Date:	07-Jan-2022 12:30	Matrix:Water

ANALYSES	RESULT	QUAL	SDL	MQL	UNITS	DILUTION FACTOR	DATE ANALYZED
LOW LEVEL VOLATILES BY SW8260C		**Method:SW8260**					Analyst: AKP
1,2-Dichloroethane		U	0.00020	0.0010	mg/L	1	14-Jan-2022 15:10
Benzene		U	0.00020	0.0010	mg/L	1	14-Jan-2022 15:10
Chlorobenzene		U	0.00030	0.0010	mg/L	1	14-Jan-2022 15:10
Ethylbenzene		U	0.00030	0.0010	mg/L	1	14-Jan-2022 15:10
Methylene chloride		U	0.0010	0.0020	mg/L	1	14-Jan-2022 15:10
Toluene		U	0.00020	0.0010	mg/L	1	14-Jan-2022 15:10
Xylenes, Total		U	0.00030	0.0010	mg/L	1	14-Jan-2022 15:10
Surr: 1,2-Dichloroethane-d4	*86.0*			*70-126*	*%REC*	*1*	*14-Jan-2022 15:10*
Surr: 4-Bromofluorobenzene	*81.3*			*81-113*	*%REC*	*1*	*14-Jan-2022 15:10*
Surr: Dibromofluoromethane	*94.7*			*77-123*	*%REC*	*1*	*14-Jan-2022 15:10*
Surr: Toluene-d8	*101*			*82-127*	*%REC*	*1*	*14-Jan-2022 15:10*

Note: See Qualifiers Page for a list of qualifiers and their explanation.

Client:	Golder Associates Inc.	**ANALYTICAL REPORT**
Project:	Houston TX-Wood Preserving Works	WorkOrder:HS22010323
Sample ID:	WG-1620-FB03-20220107	Lab ID:HS22010323-17
Collection Date:	07-Jan-2022 12:30	Matrix:Water

ANALYSES	RESULT	QUAL	SDL	MQL	UNITS	DILUTION FACTOR	DATE ANALYZED
LOW-LEVEL SEMIVOLATILES BY 8270D		**Method:SW8270**			Prep:SW3510 / 12-Jan-2022		Analyst: JLJ
1,2-Diphenylhydrazine	U		0.000021	0.00020	mg/L	1	19-Jan-2022 20:29
2,4-Dimethylphenol	**0.00033**		**0.000040**	**0.00020**	**mg/L**	1	19-Jan-2022 20:29
2,4-Dinitrotoluene	U		0.000058	0.00020	mg/L	1	19-Jan-2022 20:29
2,6-Dinitrotoluene	U		0.000042	0.00020	mg/L	1	19-Jan-2022 20:29
2-Chloronaphthalene	U		0.000021	0.00020	mg/L	1	19-Jan-2022 20:29
2-Methylnaphthalene	**0.000068**	J	**0.000019**	**0.00010**	**mg/L**	1	19-Jan-2022 20:29
4,6-Dinitro-2-methylphenol	U		0.000020	0.00020	mg/L	1	19-Jan-2022 20:29
4-Nitrophenol	U		0.000047	0.0010	mg/L	1	19-Jan-2022 20:29
Acenaphthene	U		0.000027	0.00010	mg/L	1	19-Jan-2022 20:29
Acenaphthylene	U		0.000015	0.00010	mg/L	1	19-Jan-2022 20:29
Anthracene	U		0.000014	0.00010	mg/L	1	19-Jan-2022 20:29
Benz(a)anthracene	U		0.000050	0.00010	mg/L	1	19-Jan-2022 20:29
Benzo(a)pyrene	U		0.000020	0.00010	mg/L	1	19-Jan-2022 20:29
Bis(2-chloroethoxy)methane	U		0.000030	0.00020	mg/L	1	19-Jan-2022 20:29
Bis(2-ethylhexyl)phthalate	U		0.000037	0.00020	mg/L	1	19-Jan-2022 20:29
Chrysene	U		0.000021	0.00010	mg/L	1	19-Jan-2022 20:29
Dibenzofuran	**0.000063**	J	**0.000020**	**0.00010**	**mg/L**	1	19-Jan-2022 20:29
Di-n-butyl phthalate	U		0.000020	0.00020	mg/L	1	19-Jan-2022 20:29
Fluoranthene	**0.000054**	J	**0.000010**	**0.00010**	**mg/L**	1	19-Jan-2022 20:29
Fluorene	**0.000052**	J	**0.000030**	**0.00010**	**mg/L**	1	19-Jan-2022 20:29
Naphthalene	**0.00055**		**0.000020**	**0.00010**	**mg/L**	1	19-Jan-2022 20:29
Nitrobenzene	U		0.000024	0.00020	mg/L	1	19-Jan-2022 20:29
N-Nitrosodiphenylamine	U		0.000025	0.00020	mg/L	1	19-Jan-2022 20:29
Pentachlorophenol	U		0.000079	0.00020	mg/L	1	19-Jan-2022 20:29
Phenanthrene	**0.00018**		**0.000021**	**0.00010**	**mg/L**	1	19-Jan-2022 20:29
Phenol	U		0.000035	0.00020	mg/L	1	19-Jan-2022 20:29
Pyrene	U		0.000019	0.00010	mg/L	1	19-Jan-2022 20:29
Surr: 2,4,6-Tribromophenol	*83.4*			*34-129*	*%REC*	*1*	*19-Jan-2022 20:29*
Surr: 2-Fluorobiphenyl	*90.4*			*40-125*	*%REC*	*1*	*19-Jan-2022 20:29*
Surr: 2-Fluorophenol	*98.3*			*20-120*	*%REC*	*1*	*19-Jan-2022 20:29*
Surr: 4-Terphenyl-d14	*111*			*40-135*	*%REC*	*1*	*19-Jan-2022 20:29*
Surr: Nitrobenzene-d5	*95.5*			*41-120*	*%REC*	*1*	*19-Jan-2022 20:29*
Surr: Phenol-d6	*83.6*			*20-120*	*%REC*	*1*	*19-Jan-2022 20:29*
ICP-MS METALS BY SW6020A		**Method:SW6020A**			Prep:SW3010A / 20-Jan-2022		Analyst: JHD
Arsenic	U		0.000400	0.00200	mg/L	1	20-Jan-2022 17:03

Note: See Qualifiers Page for a list of qualifiers and their explanation.

Weight / Prep Log

Client: Golder Associates Inc.
Project: Houston TX-Wood Preserving Works
WorkOrder: HS22010323

Batch ID: 174330 **Start Date:** 12 Jan 2022 10:30 **End Date:** 12 Jan 2022 14:30
Method: SV AQ SEP FUN EXTRACT-LOWLEV - 3510C **Prep Code:** 3510_B_LOW

Sample ID	Container	Sample Wt/Vol	Final Volume	Prep Factor	
HS22010323-02	1	1000 (mL)	1 (mL)	0.001	1-liter amber glass, Neat
HS22010323-03	1	1000 (mL)	1 (mL)	0.001	1-liter amber glass, Neat
HS22010323-04	1	1000 (mL)	1 (mL)	0.001	1-liter amber glass, Neat
HS22010323-05	1	1000 (mL)	1 (mL)	0.001	1-liter amber glass, Neat
HS22010323-06	1	1000 (mL)	1 (mL)	0.001	1-liter amber glass, Neat
HS22010323-07	1	1000 (mL)	1 (mL)	0.001	1-liter amber glass, Neat
HS22010323-08	1	1000 (mL)	1 (mL)	0.001	1-liter amber glass, Neat
HS22010323-09	1	1000 (mL)	1 (mL)	0.001	1-liter amber glass, Neat
HS22010323-10	1	1000 (mL)	1 (mL)	0.001	1-liter amber glass, Neat
HS22010323-11	1	1000 (mL)	1 (mL)	0.001	1-liter amber glass, Neat
HS22010323-12	1	1000 (mL)	1 (mL)	0.001	1-liter amber glass, Neat
HS22010323-13	1	1000 (mL)	1 (mL)	0.001	1-liter amber glass, Neat
HS22010323-14	1	1000 (mL)	1 (mL)	0.001	1-liter amber glass, Neat
HS22010323-15	1	1000 (mL)	1 (mL)	0.001	1-liter amber glass, Neat
HS22010323-16	1	1000 (mL)	1 (mL)	0.001	1-liter amber glass, Neat
HS22010323-17	1	1000 (mL)	1 (mL)	0.001	1-liter amber glass, Neat

Batch ID: 174586 **Start Date:** 20 Jan 2022 08:00 **End Date:** 20 Jan 2022 19:00
Method: WATER - SW3010A **Prep Code:** 3010A

Sample ID	Container	Sample Wt/Vol	Final Volume	Prep Factor	
HS22010323-02		10 (mL)	10 (mL)	1	120 plastic HNO3

Weight / Prep Log

Client: Golder Associates Inc.
Project: Houston TX-Wood Preserving Works
WorkOrder: HS22010323

Batch ID: 174595 **Start Date:** 20 Jan 2022 09:30 **End Date:** 20 Jan 2022 13:30
Method: WATER - SW3010A **Prep Code:** 3010A

Sample ID	Container	Sample Wt/Vol	Final Volume	Prep Factor	
HS22010323-03		10 (mL)	10 (mL)	1	120 plastic HNO3
HS22010323-04		10 (mL)	10 (mL)	1	120 plastic HNO3
HS22010323-05		10 (mL)	10 (mL)	1	120 plastic HNO3
HS22010323-06		10 (mL)	10 (mL)	1	120 plastic HNO3
HS22010323-07		10 (mL)	10 (mL)	1	120 plastic HNO3
HS22010323-08		10 (mL)	10 (mL)	1	120 plastic HNO3
HS22010323-09		10 (mL)	10 (mL)	1	120 plastic HNO3
HS22010323-10		10 (mL)	10 (mL)	1	120 plastic HNO3
HS22010323-11		10 (mL)	10 (mL)	1	120 plastic HNO3
HS22010323-12		10 (mL)	10 (mL)	1	120 plastic HNO3
HS22010323-13		10 (mL)	10 (mL)	1	120 plastic HNO3
HS22010323-14		10 (mL)	10 (mL)	1	120 plastic HNO3
HS22010323-15		10 (mL)	10 (mL)	1	120 plastic HNO3
HS22010323-16		10 (mL)	10 (mL)	1	120 plastic HNO3
HS22010323-17		10 (mL)	10 (mL)	1	120 plastic HNO3

Client: Golder Associates Inc.
Project: Houston TX-Wood Preserving Works
WorkOrder: HS22010323

DATES REPORT

Sample ID	Client Samp ID	Collection Date	Leachate Date	Prep Date	Analysis Date	DF
Batch ID: 174330 (0)	**Test Name :** LOW-LEVEL SEMIVOLATILES BY 8270D				**Matrix:** Water	
HS22010323-09	WG-1620-FB02-20220106	06 Jan 2022 15:45		12 Jan 2022 08:22	20 Jan 2022 16:52	1
HS22010323-17	WG-1620-FB03-20220107	07 Jan 2022 12:30		12 Jan 2022 08:22	19 Jan 2022 20:29	1
Batch ID: 174330 (0)	**Test Name :** LOW-LEVEL SEMIVOLATILES BY 8270D				**Matrix:** Groundwater	
HS22010323-02	WG-1620-MW81B-20220106	06 Jan 2022 15:15		12 Jan 2022 08:22	18 Jan 2022 20:54	1
HS22010323-03	WG-1620-MW85C-20220106	06 Jan 2022 08:45		12 Jan 2022 08:22	24 Jan 2022 18:00	10
HS22010323-03	WG-1620-MW85C-20220106	06 Jan 2022 08:45		12 Jan 2022 08:22	18 Jan 2022 21:14	1
HS22010323-04	WG-1620-MW76C-20220106	06 Jan 2022 09:45		12 Jan 2022 08:22	18 Jan 2022 21:33	1
HS22010323-05	WG-1620-MW76B-20220106	06 Jan 2022 10:25		12 Jan 2022 08:22	19 Jan 2022 16:11	1
HS22010323-06	WG-1620-MW98B-20220106	06 Jan 2022 11:05		12 Jan 2022 08:22	20 Jan 2022 16:16	1
HS22010323-07	WG-1620-MW80B-20220106	06 Jan 2022 13:35		12 Jan 2022 08:22	19 Jan 2022 17:29	1
HS22010323-08	WG-1620-MW50B-20220106	06 Jan 2022 14:30		12 Jan 2022 08:22	20 Jan 2022 16:34	1
HS22010323-10	WG-1620-MW39B-20220106	06 Jan 2022 16:45		12 Jan 2022 08:22	20 Jan 2022 17:10	1
HS22010323-11	WG-1620-MW42B-20220106	06 Jan 2022 17:35		12 Jan 2022 08:22	20 Jan 2022 17:29	1
HS22010323-12	WG-1620-P11-20220107	07 Jan 2022 07:55		12 Jan 2022 08:22	24 Jan 2022 18:18	10
HS22010323-12	WG-1620-P11-20220107	07 Jan 2022 07:55		12 Jan 2022 08:22	19 Jan 2022 18:59	1
HS22010323-13	WG-1620-MW40B-20220107	07 Jan 2022 08:50		12 Jan 2022 08:22	24 Jan 2022 18:37	1000
HS22010323-13	WG-1620-MW40B-20220107	07 Jan 2022 08:50		12 Jan 2022 08:22	20 Jan 2022 18:23	100
HS22010323-13	WG-1620-MW40B-20220107	07 Jan 2022 08:50		12 Jan 2022 08:22	20 Jan 2022 18:05	10
HS22010323-13	WG-1620-MW40B-20220107	07 Jan 2022 08:50		12 Jan 2022 08:22	20 Jan 2022 17:47	1
HS22010323-14	WG-1620-MW86C-20220107	07 Jan 2022 10:00		12 Jan 2022 08:22	20 Jan 2022 18:41	1
HS22010323-15	WG-1620-MW51C-20220107	07 Jan 2022 10:55		12 Jan 2022 08:22	20 Jan 2022 18:59	1
HS22010323-16	WG-1620-MW49B-20220107	07 Jan 2022 11:50		12 Jan 2022 08:22	20 Jan 2022 20:12	10000
HS22010323-16	WG-1620-MW49B-20220107	07 Jan 2022 11:50		12 Jan 2022 08:22	20 Jan 2022 19:36	100
HS22010323-16	WG-1620-MW49B-20220107	07 Jan 2022 11:50		12 Jan 2022 08:22	20 Jan 2022 19:17	10
Batch ID: 174586 (0)	**Test Name :** ICP-MS METALS BY SW6020A				**Matrix:** Groundwater	
HS22010323-02	WG-1620-MW81B-20220106	06 Jan 2022 15:15		20 Jan 2022 12:00	20 Jan 2022 22:54	1
Batch ID: 174595 (0)	**Test Name :** ICP-MS METALS BY SW6020A				**Matrix:** Water	
HS22010323-09	WG-1620-FB02-20220106	06 Jan 2022 15:45		20 Jan 2022 13:30	20 Jan 2022 16:47	1
HS22010323-17	WG-1620-FB03-20220107	07 Jan 2022 12:30		20 Jan 2022 13:30	20 Jan 2022 17:03	1

Client: Golder Associates Inc.
Project: Houston TX-Wood Preserving Works
WorkOrder: HS22010323

DATES REPORT

Sample ID	Client Samp ID	Collection Date	Leachate Date	Prep Date	Analysis Date	DF
Batch ID: 174595 (0)	**Test Name :** ICP-MS METALS BY SW6020A				**Matrix:** Groundwater	
HS22010323-03	WG-1620-MW85C-20220106	06 Jan 2022 08:45		20 Jan 2022 13:30	20 Jan 2022 20:30	1
HS22010323-04	WG-1620-MW76C-20220106	06 Jan 2022 09:45		20 Jan 2022 13:30	20 Jan 2022 15:51	1
HS22010323-05	WG-1620-MW76B-20220106	06 Jan 2022 10:25		20 Jan 2022 13:30	20 Jan 2022 15:53	1
HS22010323-06	WG-1620-MW98B-20220106	06 Jan 2022 11:05		20 Jan 2022 13:30	20 Jan 2022 15:55	1
HS22010323-07	WG-1620-MW80B-20220106	06 Jan 2022 13:35		20 Jan 2022 13:30	20 Jan 2022 16:39	1
HS22010323-08	WG-1620-MW50B-20220106	06 Jan 2022 14:30		20 Jan 2022 13:30	20 Jan 2022 16:45	1
HS22010323-10	WG-1620-MW39B-20220106	06 Jan 2022 16:45		20 Jan 2022 13:30	20 Jan 2022 16:49	1
HS22010323-11	WG-1620-MW42B-20220106	06 Jan 2022 17:35		20 Jan 2022 13:30	20 Jan 2022 16:51	1
HS22010323-12	WG-1620-P11-20220107	07 Jan 2022 07:55		20 Jan 2022 13:30	20 Jan 2022 16:53	1
HS22010323-13	WG-1620-MW40B-20220107	07 Jan 2022 08:50		20 Jan 2022 13:30	20 Jan 2022 16:55	1
HS22010323-14	WG-1620-MW86C-20220107	07 Jan 2022 10:00		20 Jan 2022 13:30	20 Jan 2022 16:57	1
HS22010323-15	WG-1620-MW51C-20220107	07 Jan 2022 10:55		20 Jan 2022 13:30	20 Jan 2022 16:59	1
HS22010323-16	WG-1620-MW49B-20220107	07 Jan 2022 11:50		20 Jan 2022 13:30	20 Jan 2022 20:32	1
Batch ID: R400353 (0)	**Test Name :** LOW LEVEL VOLATILES BY SW8260C				**Matrix:** Groundwater	
HS22010323-02	WG-1620-MW81B-20220106	06 Jan 2022 15:15			14 Jan 2022 00:41	1
HS22010323-03	WG-1620-MW85C-20220106	06 Jan 2022 08:45			14 Jan 2022 01:02	1
HS22010323-04	WG-1620-MW76C-20220106	06 Jan 2022 09:45			14 Jan 2022 01:23	1
HS22010323-05	WG-1620-MW76B-20220106	06 Jan 2022 10:25			14 Jan 2022 01:44	1
Batch ID: R400353 (0)	**Test Name :** LOW LEVEL VOLATILES BY SW8260C				**Matrix:** Water	
HS22010323-01	WQ-1620-TB02-20220106	06 Jan 2022 00:00			13 Jan 2022 22:15	1
Batch ID: R400432 (0)	**Test Name :** LOW LEVEL VOLATILES BY SW8260C				**Matrix:** Water	
HS22010323-09	WG-1620-FB02-20220106	06 Jan 2022 15:45			14 Jan 2022 13:04	1
HS22010323-17	WG-1620-FB03-20220107	07 Jan 2022 12:30			14 Jan 2022 15:10	1
Batch ID: R400432 (0)	**Test Name :** LOW LEVEL VOLATILES BY SW8260C				**Matrix:** Groundwater	
HS22010323-06	WG-1620-MW98B-20220106	06 Jan 2022 11:05			14 Jan 2022 10:14	1
HS22010323-07	WG-1620-MW80B-20220106	06 Jan 2022 13:35			14 Jan 2022 12:22	1
HS22010323-08	WG-1620-MW50B-20220106	06 Jan 2022 14:30			14 Jan 2022 12:43	1
HS22010323-10	WG-1620-MW39B-20220106	06 Jan 2022 16:45			14 Jan 2022 13:25	1
HS22010323-11	WG-1620-MW42B-20220106	06 Jan 2022 17:35			14 Jan 2022 13:46	1
HS22010323-12	WG-1620-P11-20220107	07 Jan 2022 07:55			14 Jan 2022 14:07	1
HS22010323-13	WG-1620-MW40B-20220107	07 Jan 2022 08:50			14 Jan 2022 16:18	5
HS22010323-14	WG-1620-MW86C-20220107	07 Jan 2022 10:00			14 Jan 2022 14:28	1
HS22010323-15	WG-1620-MW51C-20220107	07 Jan 2022 10:55			14 Jan 2022 14:49	1
HS22010323-16	WG-1620-MW49B-20220107	07 Jan 2022 11:50			14 Jan 2022 17:04	5

WorkOrder: HS22010323
InstrumentID: ICPMS06
Test Code: ICP_TW
Test Number: SW6020A
Test Name: ICP-MS Metals by SW6020A

METHOD DETECTION / REPORTING LIMITS

Matrix: Aqueous **Units:** mg/L

Type	Analyte	CAS	DCS Spike	DCS	MDL	PQL
A	Arsenic	7440-38-2	0.00100	0.00121	0.000400	0.00200

WorkOrder: HS22010323
InstrumentID: SV-7
Test Code: 8270_LOW_W
Test Number: SW8270
Test Name: Low-Level Semivolatiles by 8270D

METHOD DETECTION / REPORTING LIMITS

Matrix: Aqueous **Units:** mg/L

Type	Analyte	CAS	DCS Spike	DCS	MDL	PQL
A	1,2-Diphenylhydrazine	122-66-7	0.00010	0.000085	0.000021	0.00020
A	2,4-Dimethylphenol	105-67-9	0.00010	0.000087	0.000040	0.00020
A	2,4-Dinitrotoluene	121-14-2	0.00010	0.000079	0.000058	0.00020
A	2,6-Dinitrotoluene	606-20-2	0.00010	0.000086	0.000042	0.00020
A	2-Chloronaphthalene	91-58-7	0.00010	0.000083	0.000021	0.00020
A	2-Methylnaphthalene	91-57-6	0.000050	0.000047	0.000019	0.00010
A	4,6-Dinitro-2-methylphenol	534-52-1	0.00010	0.000080	0.000020	0.00020
A	4-Nitrophenol	100-02-7	0.00010	0.000070	0.000047	0.0010
A	Acenaphthene	83-32-9	0.000050	0.000044	0.000027	0.00010
A	Acenaphthylene	208-96-8	0.000050	0.000044	0.000015	0.00010
A	Anthracene	120-12-7	0.000050	0.000048	0.000014	0.00010
A	Benz(a)anthracene	56-55-3	0.000050	0.000053	0.000050	0.00010
A	Benzo(a)pyrene	50-32-8	0.000050	0.000048	0.000020	0.00010
A	Bis(2-chloroethoxy)methane	111-91-1	0.00010	0.000084	0.000030	0.00020
A	Bis(2-ethylhexyl)phthalate	117-81-7	0.00010	0.000089	0.000037	0.00020
A	Chrysene	218-01-9	0.000050	0.000050	0.000021	0.00010
A	Dibenzofuran	132-64-9	0.000050	0.000042	0.000020	0.00010
A	Di-n-butyl phthalate	84-74-2	0.00010	0.000097	0.000020	0.00020
A	Fluoranthene	206-44-0	0.000050	0.000053	0.000010	0.00010
A	Fluorene	86-73-7	0.000050	0.000045	0.000030	0.00010
A	Naphthalene	91-20-3	0.000050	0.000050	0.000020	0.00010
A	Nitrobenzene	98-95-3	0.00010	0.000096	0.000024	0.00020
A	N-Nitrosodiphenylamine	86-30-6	0.00010	0.000079	0.000025	0.00020
A	Pentachlorophenol	87-86-5	0.00010	0.000078	0.000079	0.00020
A	Phenanthrene	85-01-8	0.000050	0.000050	0.000021	0.00010
A	Phenol	108-95-2	0.00010	0.000081	0.000035	0.00020
A	Pyrene	129-00-0	0.000050	0.000048	0.000019	0.00010
S	2,4,6-Tribromophenol	118-79-6	0	0	0	0.00020
S	2-Fluorobiphenyl	321-60-8	0	0	0	0.00020
S	2-Fluorophenol	367-12-4	0	0	0	0.00020
S	4-Terphenyl-d14	1718-51-0	0	0	0	0.00020
S	Nitrobenzene-d5	4165-60-0	0	0	0	0.00020
S	Phenol-d6	13127-88-3	0	0	0	0.00020

WorkOrder: HS22010323
InstrumentID: VOA7
Test Code: 8260_LL_W
Test Number: SW8260
Test Name: Low Level Volatiles by SW8260C

METHOD DETECTION / REPORTING LIMITS

Matrix: Aqueous **Units:** mg/L

Type	Analyte	CAS	DCS Spike	DCS	MDL	PQL
A	1,2-Dichloroethane	107-06-2	0.00050	0.00064	0.00020	0.0010
A	Benzene	71-43-2	0.00050	0.00054	0.00020	0.0010
A	Chlorobenzene	108-90-7	0.0010	0.0011	0.00030	0.0010
A	Ethylbenzene	100-41-4	0.0010	0.0010	0.00030	0.0010
A	Methylene chloride	75-09-2	0.0020	0.0011	0.0010	0.0020
A	Toluene	108-88-3	0.00050	0.00058	0.00020	0.0010
A	Xylenes, Total	1330-20-7	0.0010	0.0030	0.00030	0.0010
S	1,2-Dichloroethane-d4	17060-07-0	0	0	0	0.0010
S	4-Bromofluorobenzene	460-00-4	0	0	0	0.0010
S	Dibromofluoromethane	1868-53-7	0	0	0	0.0010
S	Toluene-d8	2037-26-5	0	0	0	0.0010

Client: Golder Associates Inc.
Project: Houston TX-Wood Preserving Works
WorkOrder: HS22010323

QC BATCH REPORT

Batch ID: 174586 (0) **Instrument: ICPMS06** **Method: ICP-MS METALS BY SW6020A**

MBLK Sample ID: **MBLK-174586** Units: **mg/L** Analysis Date: **20-Jan-2022 22:25**
Client ID: Run ID: **ICPMS06_400686** SeqNo: **6471302** PrepDate: **20-Jan-2022** DF: **1**

Analyte	Result	MQL	SPK Val	SPK Ref Value	%REC	Control Limit	RPD Ref Value	%RPD	RPD Limit	Qual
Arsenic	U	0.00200								

LCS Sample ID: **LCS-174586** Units: **mg/L** Analysis Date: **20-Jan-2022 22:27**
Client ID: Run ID: **ICPMS06_400686** SeqNo: **6471303** PrepDate: **20-Jan-2022** DF: **1**

Analyte	Result	MQL	SPK Val	SPK Ref Value	%REC	Control Limit	RPD Ref Value	%RPD	RPD Limit	Qual
Arsenic	0.05596	0.00200	0.05	0	112	80 - 120				

MS Sample ID: **HS22010289-01MS** Units: **mg/L** Analysis Date: **20-Jan-2022 22:34**
Client ID: Run ID: **ICPMS06_400686** SeqNo: **6471307** PrepDate: **20-Jan-2022** DF: **1**

Analyte	Result	MQL	SPK Val	SPK Ref Value	%REC	Control Limit	RPD Ref Value	%RPD	RPD Limit	Qual
Arsenic	0.05734	0.00200	0.05	0.000618	113	80 - 120				

MSD Sample ID: **HS22010289-01MSD** Units: **mg/L** Analysis Date: **21-Jan-2022 14:31**
Client ID: Run ID: **ICPMS06_400796** SeqNo: **6472536** PrepDate: **20-Jan-2022** DF: **1**

Analyte	Result	MQL	SPK Val	SPK Ref Value	%REC	Control Limit	RPD Ref Value	%RPD	RPD Limit	Qual
Arsenic	0.05523	0.00200	0.05	0.000618	109	80 - 120	0.05734	3.74	20	

PDS Sample ID: **HS22010289-01PDS** Units: **mg/L** Analysis Date: **21-Jan-2022 14:20**
Client ID: Run ID: **ICPMS06_400796** SeqNo: **6472430** PrepDate: **20-Jan-2022** DF: **1**

Analyte	Result	MQL	SPK Val	SPK Ref Value	%REC	Control Limit	RPD Ref Value	%RPD	RPD Limit	Qual
Arsenic	0.09374	0.00200	0.1	0.000618	93.1	75 - 125				

SD Sample ID: **HS22010289-01SD** Units: **mg/L** Analysis Date: **20-Jan-2022 22:32**
Client ID: Run ID: **ICPMS06_400686** SeqNo: **6471306** PrepDate: **20-Jan-2022** DF: **5**

Analyte	Result	MQL	SPK Val	SPK Ref Value	%REC	Control Limit	RPD Ref Value	%D	%D Limit	Qual
Arsenic	U	0.0100					0.000618	0	10	

The following samples were analyzed in this batch: HS22010323-02

Client: Golder Associates Inc.
Project: Houston TX-Wood Preserving Works
WorkOrder: HS22010323

QC BATCH REPORT

Batch ID: 174595 (0) **Instrument: ICPMS06** **Method: ICP-MS METALS BY SW6020A**

MBLK Sample ID: **MBLK-174595** Units: **mg/L** Analysis Date: **20-Jan-2022 15:45**
Client ID: Run ID: **ICPMS06_400686** SeqNo: **6470915** PrepDate: **20-Jan-2022** DF: **1**

Analyte	Result	MQL	SPK Val	SPK Ref Value	%REC	Control Limit	RPD Ref Value	%RPD	RPD Limit	Qual
Arsenic	U	0.00200								

LCS Sample ID: **LCS-174595** Units: **mg/L** Analysis Date: **20-Jan-2022 15:47**
Client ID: Run ID: **ICPMS06_400686** SeqNo: **6470916** PrepDate: **20-Jan-2022** DF: **1**

Analyte	Result	MQL	SPK Val	SPK Ref Value	%REC	Control Limit	RPD Ref Value	%RPD	RPD Limit	Qual
Arsenic	0.05759	0.00200	0.05	0	115	80 - 120				

MS Sample ID: **HS22010333-02MS** Units: **mg/L** Analysis Date: **20-Jan-2022 16:26**
Client ID: Run ID: **ICPMS06_400686** SeqNo: **6471141** PrepDate: **20-Jan-2022** DF: **1**

Analyte	Result	MQL	SPK Val	SPK Ref Value	%REC	Control Limit	RPD Ref Value	%RPD	RPD Limit	Qual
Arsenic	0.06313	0.00200	0.05	0.0062	114	80 - 120				

MSD Sample ID: **HS22010333-02MSD** Units: **mg/L** Analysis Date: **20-Jan-2022 16:28**
Client ID: Run ID: **ICPMS06_400686** SeqNo: **6471142** PrepDate: **20-Jan-2022** DF: **1**

Analyte	Result	MQL	SPK Val	SPK Ref Value	%REC	Control Limit	RPD Ref Value	%RPD	RPD Limit	Qual
Arsenic	0.06335	0.00200	0.05	0.0062	114	80 - 120	0.06313	0.351	20	

PDS Sample ID: **HS22010333-02PDS** Units: **mg/L** Analysis Date: **21-Jan-2022 14:16**
Client ID: Run ID: **ICPMS06_400796** SeqNo: **6472429** PrepDate: **20-Jan-2022** DF: **1**

Analyte	Result	MQL	SPK Val	SPK Ref Value	%REC	Control Limit	RPD Ref Value	%RPD	RPD Limit	Qual
Arsenic	0.1023	0.00200	0.1	0.0062	96.1	75 - 125				

SD Sample ID: **HS22010333-02SD** Units: **mg/L** Analysis Date: **20-Jan-2022 16:24**
Client ID: Run ID: **ICPMS06_400686** SeqNo: **6471140** PrepDate: **20-Jan-2022** DF: **5**

Analyte	Result	MQL	SPK Val	SPK Ref Value	%REC	Control Limit	RPD Ref Value	%D	%D Limit	Qual
Arsenic	0.005935	0.0100					0.0062	0	10	J

The following samples were analyzed in this batch:

HS22010323-03	HS22010323-04	HS22010323-05	HS22010323-06
HS22010323-07	HS22010323-08	HS22010323-09	HS22010323-10
HS22010323-11	HS22010323-12	HS22010323-13	HS22010323-14
HS22010323-15	HS22010323-16	HS22010323-17	

Client: Golder Associates Inc.
Project: Houston TX-Wood Preserving Works
WorkOrder: HS22010323

QC BATCH REPORT

Batch ID: 174330 (0) **Instrument: SV-7** **Method: LOW-LEVEL SEMIVOLATILES BY 8270D**

MBLK Sample ID: **MBLK-174330** Units: **ug/L** Analysis Date: **19-Jan-2022 15:14**
Client ID: Run ID: **SV-7_400798** SeqNo: **6474077** PrepDate: **12-Jan-2022** DF: **1**

Analyte	Result	MQL	SPK Val	SPK Ref Value	%REC	Control Limit	RPD Ref Value	%RPD	RPD Limit	Qual
1,2-Diphenylhydrazine	U	0.20								
2,4-Dimethylphenol	U	0.20								
2,4-Dinitrotoluene	U	0.20								
2,6-Dinitrotoluene	U	0.20								
2-Chloronaphthalene	U	0.20								
2-Methylnaphthalene	U	0.10								
4,6-Dinitro-2-methylphenol	U	0.20								
4-Nitrophenol	U	1.0								
Acenaphthene	U	0.10								
Acenaphthylene	U	0.10								
Anthracene	U	0.10								
Benz(a)anthracene	U	0.10								
Benzo(a)pyrene	U	0.10								
Bis(2-chloroethoxy)methane	U	0.20								
Bis(2-ethylhexyl)phthalate	U	0.20								
Chrysene	U	0.10								
Dibenzofuran	U	0.10								
Di-n-butyl phthalate	U	0.20								
Fluoranthene	U	0.10								
Fluorene	U	0.10								
Naphthalene	U	0.10								
Nitrobenzene	U	0.20								
N-Nitrosodiphenylamine	U	0.20								
Pentachlorophenol	U	0.20								
Phenanthrene	U	0.10								
Phenol	U	0.20								
Pyrene	U	0.10								
Surr: 2,4,6-Tribromophenol	*4.444*	*0.20*	*5*	*0*	*88.9*	*34 - 129*				
Surr: 2-Fluorobiphenyl	*5.065*	*0.20*	*5*	*0*	*101*	*40 - 125*				
Surr: 2-Fluorophenol	*5.427*	*0.20*	*5*	*0*	*109*	*20 - 120*				
Surr: 4-Terphenyl-d14	*6.066*	*0.20*	*5*	*0*	*121*	*40 - 135*				
Surr: Nitrobenzene-d5	*4.927*	*0.20*	*5*	*0*	*98.5*	*41 - 120*				
Surr: Phenol-d6	*4.014*	*0.20*	*5*	*0*	*80.3*	*20 - 120*				

Client: Golder Associates Inc.
Project: Houston TX-Wood Preserving Works
WorkOrder: HS22010323

QC BATCH REPORT

Batch ID: 174330 (0) **Instrument: SV-7** **Method: LOW-LEVEL SEMIVOLATILES BY 8270D**

LCS Sample ID: **LCS-174330** Units: **ug/L** Analysis Date: **19-Jan-2022 15:33**
Client ID: Run ID: **SV-7_400798** SeqNo: **6474078** PrepDate: **12-Jan-2022** DF: **1**

Analyte	Result	MQL	SPK Val	SPK Ref Value	%REC	Control Limit	RPD Ref Value	%RPD	RPD Limit	Qual
1,2-Diphenylhydrazine	5.912	0.20	5	0	118	39 - 127				
2,4-Dimethylphenol	4.528	0.20	5	0	90.6	35 - 120				
2,4-Dinitrotoluene	5.909	0.20	5	0	118	50 - 122				
2,6-Dinitrotoluene	5.826	0.20	5	0	117	50 - 120				
2-Chloronaphthalene	5.369	0.20	5	0	107	50 - 120				
2-Methylnaphthalene	4.87	0.10	5	0	97.4	50 - 120				
4,6-Dinitro-2-methylphenol	4.929	0.20	5	0	98.6	25 - 121				
4-Nitrophenol	4.459	1.0	5	0	89.2	30 - 130				
Acenaphthene	4.792	0.10	5	0	95.8	45 - 120				
Acenaphthylene	5.493	0.10	5	0	110	47 - 120				
Anthracene	5.554	0.10	5	0	111	45 - 120				
Benz(a)anthracene	5.935	0.10	5	0	119	40 - 120				
Benzo(a)pyrene	5.912	0.10	5	0	118	45 - 120				
Bis(2-chloroethoxy)methane	5.104	0.20	5	0	102	45 - 120				
Bis(2-ethylhexyl)phthalate	5.921	0.20	5	0	118	40 - 139				
Chrysene	5.704	0.10	5	0	114	43 - 120				
Dibenzofuran	5.28	0.10	5	0	106	50 - 120				
Di-n-butyl phthalate	5.575	0.20	5	0	112	45 - 123				
Fluoranthene	5.786	0.10	5	0	116	45 - 125				
Fluorene	5.333	0.10	5	0	107	49 - 120				
Naphthalene	4.879	0.10	5	0	97.6	45 - 120				
Nitrobenzene	5.121	0.20	5	0	102	44 - 120				
N-Nitrosodiphenylamine	5.483	0.20	5	0	110	40 - 125				
Pentachlorophenol	4.371	0.20	5	0	87.4	19 - 121				
Phenanthrene	5.386	0.10	5	0	108	45 - 121				
Phenol	5.198	0.20	5	0	104	20 - 124				
Pyrene	5.793	0.10	5	0	116	40 - 130				
Surr: 2,4,6-Tribromophenol	*4.834*	*0.20*	*5*	*0*	*96.7*	*34 - 129*				
Surr: 2-Fluorobiphenyl	*5.125*	*0.20*	*5*	*0*	*103*	*40 - 125*				
Surr: 2-Fluorophenol	*5.323*	*0.20*	*5*	*0*	*106*	*20 - 120*				
Surr: 4-Terphenyl-d14	*5.833*	*0.20*	*5*	*0*	*117*	*40 - 135*				
Surr: Nitrobenzene-d5	*5.239*	*0.20*	*5*	*0*	*105*	*41 - 120*				
Surr: Phenol-d6	*5.029*	*0.20*	*5*	*0*	*101*	*20 - 120*				

Client: Golder Associates Inc.
Project: Houston TX-Wood Preserving Works
WorkOrder: HS22010323

QC BATCH REPORT

Batch ID: 174330 (0) **Instrument: SV-7** **Method: LOW-LEVEL SEMIVOLATILES BY 8270D**

LCSD Sample ID: **LCSD-174330** Units: **ug/L** Analysis Date: **20-Jan-2022 14:07**
Client ID: Run ID: **SV-7_400706** SeqNo: **6474289** PrepDate: **12-Jan-2022** DF: **1**

Analyte	Result	MQL	SPK Val	SPK Ref Value	%REC	Control Limit	RPD Ref Value	%RPD	RPD Limit	Qual
1,2-Diphenylhydrazine	6.147	0.20	5	0	123	39 - 127	5.912	3.89	20	
2,4-Dimethylphenol	4.922	0.20	5	0	98.4	35 - 120	4.528	8.34	20	
2,4-Dinitrotoluene	5.132	0.20	5	0	103	50 - 122	5.909	14.1	20	
2,6-Dinitrotoluene	5.163	0.20	5	0	103	50 - 120	5.826	12.1	20	
2-Chloronaphthalene	4.46	0.20	5	0	89.2	50 - 120	5.369	18.5	20	
2-Methylnaphthalene	5.352	0.10	5	0	107	50 - 120	4.87	9.43	20	
4,6-Dinitro-2-methylphenol	5.244	0.20	5	0	105	25 - 121	4.929	6.21	30	
4-Nitrophenol	5.411	1.0	5	0	108	30 - 130	4.459	19.3	20	
Acenaphthene	4.743	0.10	5	0	94.9	45 - 120	4.792	1.02	20	
Acenaphthylene	4.696	0.10	5	0	93.9	47 - 120	5.493	15.6	20	
Anthracene	5.538	0.10	5	0	111	45 - 120	5.554	0.286	20	
Benz(a)anthracene	5.475	0.10	5	0	110	40 - 120	5.935	8.06	20	
Benzo(a)pyrene	5.83	0.10	5	0	117	45 - 120	5.912	1.38	20	
Bis(2-chloroethoxy)methane	5.569	0.20	5	0	111	45 - 120	5.104	8.71	20	
Bis(2-ethylhexyl)phthalate	4.542	0.20	5	0	90.8	40 - 139	5.921	26.4	20	R
Chrysene	5.681	0.10	5	0	114	43 - 120	5.704	0.399	20	
Dibenzofuran	4.625	0.10	5	0	92.5	50 - 120	5.28	13.2	20	
Di-n-butyl phthalate	5.115	0.20	5	0	102	45 - 123	5.575	8.61	20	
Fluoranthene	5.826	0.10	5	0	117	45 - 125	5.786	0.703	20	
Fluorene	4.524	0.10	5	0	90.5	49 - 120	5.333	16.4	20	
Naphthalene	4.853	0.10	5	0	97.1	45 - 120	4.879	0.529	20	
Nitrobenzene	5.96	0.20	5	0	119	44 - 120	5.121	15.1	20	
N-Nitrosodiphenylamine	5.846	0.20	5	0	117	40 - 125	5.483	6.42	20	
Pentachlorophenol	4.922	0.20	5	0	98.4	19 - 121	4.371	11.9	20	
Phenanthrene	5.48	0.10	5	0	110	45 - 121	5.386	1.73	20	
Phenol	5.402	0.20	5	0	108	20 - 124	5.198	3.87	20	
Pyrene	6	0.10	5	0	120	40 - 130	5.793	3.51	20	
Surr: 2,4,6-Tribromophenol	*4.154*	*0.20*	*5*	*0*	*83.1*	*34 - 129*	*4.834*	*15.1*	*20*	
Surr: 2-Fluorobiphenyl	*4.558*	*0.20*	*5*	*0*	*91.2*	*40 - 125*	*5.125*	*11.7*	*20*	
Surr: 2-Fluorophenol	*5.569*	*0.20*	*5*	*0*	*111*	*20 - 120*	*5.323*	*4.52*	*20*	
Surr: 4-Terphenyl-d14	*6.142*	*0.20*	*5*	*0*	*123*	*40 - 135*	*5.833*	*5.15*	*20*	
Surr: Nitrobenzene-d5	*5.489*	*0.20*	*5*	*0*	*110*	*41 - 120*	*5.239*	*4.65*	*20*	
Surr: Phenol-d6	*4.79*	*0.20*	*5*	*0*	*95.8*	*20 - 120*	*5.029*	*4.87*	*20*	

Client: Golder Associates Inc.
Project: Houston TX-Wood Preserving Works
WorkOrder: HS22010323

QC BATCH REPORT

Batch ID: 174330 (0) **Instrument:** SV-7 **Method:** LOW-LEVEL SEMIVOLATILES BY 8270D

The following samples were analyzed in this batch:

HS22010323-02	HS22010323-03	HS22010323-04	HS22010323-05
HS22010323-06	HS22010323-07	HS22010323-08	HS22010323-09
HS22010323-10	HS22010323-11	HS22010323-12	HS22010323-13
HS22010323-14	HS22010323-15	HS22010323-16	HS22010323-17

Client: Golder Associates Inc.
Project: Houston TX-Wood Preserving Works
WorkOrder: HS22010323

QC BATCH REPORT

Batch ID: R400353 (0) **Instrument:** VOA7 **Method:** LOW LEVEL VOLATILES BY SW8260C

MBLK Sample ID: **VBLKW-220113** Units: **ug/L** Analysis Date: **13-Jan-2022 21:54**
Client ID: Run ID: **VOA7_400353** SeqNo: **6463276** PrepDate: DF: **1**

Analyte	Result	MQL	SPK Val	SPK Ref Value	%REC	Control Limit	RPD Ref Value	%RPD	RPD Limit	Qual
1,2-Dichloroethane	U	1.0								
Benzene	U	1.0								
Chlorobenzene	U	1.0								
Ethylbenzene	U	1.0								
Methylene chloride	U	2.0								
Toluene	U	1.0								
Xylenes, Total	U	1.0								
Surr: 1,2-Dichloroethane-d4	*43.75*	*1.0*	*50*	*0*	*87.5*	*70 - 123*				
Surr: 4-Bromofluorobenzene	*41.13*	*1.0*	*50*	*0*	*82.3*	*82 - 115*				
Surr: Dibromofluoromethane	*47.23*	*1.0*	*50*	*0*	*94.5*	*73 - 126*				
Surr: Toluene-d8	*50.14*	*1.0*	*50*	*0*	*100*	*81 - 120*				

LCS Sample ID: **VLCSW-220113** Units: **ug/L** Analysis Date: **13-Jan-2022 21:12**
Client ID: Run ID: **VOA7_400353** SeqNo: **6463275** PrepDate: DF: **1**

Analyte	Result	MQL	SPK Val	SPK Ref Value	%REC	Control Limit	RPD Ref Value	%RPD	RPD Limit	Qual
1,2-Dichloroethane	15.99	1.0	20	0	79.9	70 - 124				
Benzene	18.56	1.0	20	0	92.8	74 - 120				
Chlorobenzene	18.84	1.0	20	0	94.2	76 - 113				
Ethylbenzene	18.76	1.0	20	0	93.8	77 - 117				
Methylene chloride	20.69	2.0	20	0	103	70 - 127				
Toluene	19.55	1.0	20	0	97.8	77 - 118				
Xylenes, Total	55.34	1.0	60	0	92.2	75 - 122				
Surr: 1,2-Dichloroethane-d4	*45.59*	*1.0*	*50*	*0*	*91.2*	*70 - 123*				
Surr: 4-Bromofluorobenzene	*43*	*1.0*	*50*	*0*	*86.0*	*82 - 115*				
Surr: Dibromofluoromethane	*48.64*	*1.0*	*50*	*0*	*97.3*	*73 - 126*				
Surr: Toluene-d8	*49.4*	*1.0*	*50*	*0*	*98.8*	*81 - 120*				

Client: Golder Associates Inc.
Project: Houston TX-Wood Preserving Works
WorkOrder: HS22010323

QC BATCH REPORT

Batch ID: R400353 (0) **Instrument:** VOA7 **Method:** LOW LEVEL VOLATILES BY SW8260C

MS Sample ID: **HS22010263-30MS** Units: **ug/L** Analysis Date: **13-Jan-2022 22:57**
Client ID: Run ID: **VOA7_400353** SeqNo: **6463342** PrepDate: DF: **1**

Analyte	Result	MQL	SPK Val	SPK Ref Value	%REC	Control Limit	RPD Ref Value	%RPD	RPD Limit	Qual
1,2-Dichloroethane	14.6	1.0	20	0	73.0	70 - 127				
Benzene	17.96	1.0	20	0	89.8	70 - 127				
Chlorobenzene	18.39	1.0	20	0	91.9	70 - 114				
Ethylbenzene	18.36	1.0	20	0	91.8	70 - 124				
Methylene chloride	19.5	2.0	20	0	97.5	70 - 128				
Toluene	19.47	1.0	20	0	97.3	70 - 123				
Xylenes, Total	54.04	1.0	60	0	90.1	70 - 130				
Surr: 1,2-Dichloroethane-d4	*44.87*	*1.0*	*50*	*0*	*89.7*	*70 - 126*				
Surr: 4-Bromofluorobenzene	*42.63*	*1.0*	*50*	*0*	*85.3*	*81 - 113*				
Surr: Dibromofluoromethane	*49.03*	*1.0*	*50*	*0*	*98.1*	*77 - 123*				
Surr: Toluene-d8	*49.18*	*1.0*	*50*	*0*	*98.4*	*82 - 127*				

MSD Sample ID: **HS22010263-30MSD** Units: **ug/L** Analysis Date: **13-Jan-2022 23:18**
Client ID: Run ID: **VOA7_400353** SeqNo: **6463343** PrepDate: DF: **1**

Analyte	Result	MQL	SPK Val	SPK Ref Value	%REC	Control Limit	RPD Ref Value	%RPD	RPD Limit	Qual
1,2-Dichloroethane	14.96	1.0	20	0	74.8	70 - 127	14.6	2.46	20	
Benzene	17.96	1.0	20	0	89.8	70 - 127	17.96	0.0271	20	
Chlorobenzene	17.96	1.0	20	0	89.8	70 - 114	18.39	2.33	20	
Ethylbenzene	18.22	1.0	20	0	91.1	70 - 124	18.36	0.787	20	
Methylene chloride	18.12	2.0	20	0	90.6	70 - 128	19.5	7.37	20	
Toluene	19.12	1.0	20	0	95.6	70 - 123	19.47	1.77	20	
Xylenes, Total	53.01	1.0	60	0	88.4	70 - 130	54.04	1.92	20	
Surr: 1,2-Dichloroethane-d4	*45.06*	*1.0*	*50*	*0*	*90.1*	*70 - 126*	*44.87*	*0.41*	*20*	
Surr: 4-Bromofluorobenzene	*43.41*	*1.0*	*50*	*0*	*86.8*	*81 - 113*	*42.63*	*1.8*	*20*	
Surr: Dibromofluoromethane	*48.31*	*1.0*	*50*	*0*	*96.6*	*77 - 123*	*49.03*	*1.47*	*20*	
Surr: Toluene-d8	*49.56*	*1.0*	*50*	*0*	*99.1*	*82 - 127*	*49.18*	*0.764*	*20*	

The following samples were analyzed in this batch: HS22010323-01 HS22010323-02 HS22010323-03 HS22010323-04 HS22010323-05

Client: Golder Associates Inc.
Project: Houston TX-Wood Preserving Works
WorkOrder: HS22010323

QC BATCH REPORT

Batch ID: R400432 (0) **Instrument:** VOA7 **Method:** LOW LEVEL VOLATILES BY SW8260C

MBLK Sample ID: **VBLKW-220114** Units: **ug/L** Analysis Date: **14-Jan-2022 09:53**
Client ID: Run ID: **VOA7_400432** SeqNo: **6464933** PrepDate: DF: **1**

Analyte	Result	MQL	SPK Val	SPK Ref Value	%REC	Control Limit	RPD Ref Value	%RPD	RPD Limit	Qual
1,2-Dichloroethane	U	1.0								
Benzene	U	1.0								
Chlorobenzene	U	1.0								
Ethylbenzene	U	1.0								
Methylene chloride	U	2.0								
Toluene	U	1.0								
Xylenes, Total	U	1.0								
Surr: 1,2-Dichloroethane-d4	*43.52*	*1.0*	*50*	*0*	*87.0*	*70 - 123*				
Surr: 4-Bromofluorobenzene	*41.07*	*1.0*	*50*	*0*	*82.1*	*82 - 115*				
Surr: Dibromofluoromethane	*46.8*	*1.0*	*50*	*0*	*93.6*	*73 - 126*				
Surr: Toluene-d8	*49.61*	*1.0*	*50*	*0*	*99.2*	*81 - 120*				

LCS Sample ID: **VLCSW-220114** Units: **ug/L** Analysis Date: **14-Jan-2022 09:11**
Client ID: Run ID: **VOA7_400432** SeqNo: **6464932** PrepDate: DF: **1**

Analyte	Result	MQL	SPK Val	SPK Ref Value	%REC	Control Limit	RPD Ref Value	%RPD	RPD Limit	Qual
1,2-Dichloroethane	15.38	1.0	20	0	76.9	70 - 124				
Benzene	17.93	1.0	20	0	89.7	74 - 120				
Chlorobenzene	17.75	1.0	20	0	88.8	76 - 113				
Ethylbenzene	17.84	1.0	20	0	89.2	77 - 117				
Methylene chloride	18.37	2.0	20	0	91.8	70 - 127				
Toluene	18.07	1.0	20	0	90.4	77 - 118				
Xylenes, Total	52.29	1.0	60	0	87.1	75 - 122				
Surr: 1,2-Dichloroethane-d4	*46.08*	*1.0*	*50*	*0*	*92.2*	*70 - 123*				
Surr: 4-Bromofluorobenzene	*43.36*	*1.0*	*50*	*0*	*86.7*	*82 - 115*				
Surr: Dibromofluoromethane	*49.28*	*1.0*	*50*	*0*	*98.6*	*73 - 126*				
Surr: Toluene-d8	*48.68*	*1.0*	*50*	*0*	*97.4*	*81 - 120*				

Client: Golder Associates Inc.
Project: Houston TX-Wood Preserving Works
WorkOrder: HS22010323

QC BATCH REPORT

Batch ID: R400432 (0) **Instrument:** VOA7 **Method:** LOW LEVEL VOLATILES BY SW8260C

MS Sample ID: **HS22010323-06MS** Units: **ug/L** Analysis Date: **14-Jan-2022 11:19**
Client ID: **WG-1620-MW98B-20220106** Run ID: **VOA7_400432** SeqNo: **6464937** PrepDate: DF: **1**

Analyte	Result	MQL	SPK Val	SPK Ref Value	%REC	Control Limit	RPD Ref Value	%RPD	RPD Limit	Qual
1,2-Dichloroethane	15.31	1.0	20	0	76.6	70 - 127				
Benzene	17.75	1.0	20	0	88.8	70 - 127				
Chlorobenzene	17.57	1.0	20	0	87.8	70 - 114				
Ethylbenzene	18.09	1.0	20	0	90.5	70 - 124				
Methylene chloride	17.98	2.0	20	0	89.9	70 - 128				
Toluene	18.57	1.0	20	0	92.8	70 - 123				
Xylenes, Total	53.29	1.0	60	0	88.8	70 - 130				
Surr: 1,2-Dichloroethane-d4	*44.7*	*1.0*	*50*	*0*	*89.4*	*70 - 126*				
Surr: 4-Bromofluorobenzene	*43.31*	*1.0*	*50*	*0*	*86.6*	*81 - 113*				
Surr: Dibromofluoromethane	*48.63*	*1.0*	*50*	*0*	*97.3*	*77 - 123*				
Surr: Toluene-d8	*49.52*	*1.0*	*50*	*0*	*99.0*	*82 - 127*				

MSD Sample ID: **HS22010323-06MSD** Units: **ug/L** Analysis Date: **14-Jan-2022 11:40**
Client ID: **WG-1620-MW98B-20220106** Run ID: **VOA7_400432** SeqNo: **6464938** PrepDate: DF: **1**

Analyte	Result	MQL	SPK Val	SPK Ref Value	%REC	Control Limit	RPD Ref Value	%RPD	RPD Limit	Qual
1,2-Dichloroethane	14.58	1.0	20	0	72.9	70 - 127	15.31	4.88	20	
Benzene	17.35	1.0	20	0	86.8	70 - 127	17.75	2.28	20	
Chlorobenzene	17.19	1.0	20	0	86.0	70 - 114	17.57	2.17	20	
Ethylbenzene	17.6	1.0	20	0	88.0	70 - 124	18.09	2.79	20	
Methylene chloride	18.17	2.0	20	0	90.9	70 - 128	17.98	1.08	20	
Toluene	17.85	1.0	20	0	89.3	70 - 123	18.57	3.94	20	
Xylenes, Total	51.72	1.0	60	0	86.2	70 - 130	53.29	3	20	
Surr: 1,2-Dichloroethane-d4	*44.94*	*1.0*	*50*	*0*	*89.9*	*70 - 126*	*44.7*	*0.535*	*20*	
Surr: 4-Bromofluorobenzene	*43.91*	*1.0*	*50*	*0*	*87.8*	*81 - 113*	*43.31*	*1.38*	*20*	
Surr: Dibromofluoromethane	*48.05*	*1.0*	*50*	*0*	*96.1*	*77 - 123*	*48.63*	*1.2*	*20*	
Surr: Toluene-d8	*49.59*	*1.0*	*50*	*0*	*99.2*	*82 - 127*	*49.52*	*0.142*	*20*	

The following samples were analyzed in this batch:

HS22010323-06	HS22010323-07	HS22010323-08	HS22010323-09
HS22010323-10	HS22010323-11	HS22010323-12	HS22010323-13
HS22010323-14	HS22010323-15	HS22010323-16	HS22010323-17

Client: Golder Associates Inc.
Project: Houston TX-Wood Preserving Works
WorkOrder: **HS22010323**

QUALIFIERS, ACRONYMS, UNITS

Qualifier	Description
*	Value exceeds Regulatory Limit
a	Not accredited
B	Analyte detected in the associated Method Blank above the Reporting Limit
E	Value above quantitation range
H	Analyzed outside of Holding Time
J	Analyte detected below quantitation limit
M	Manually integrated, see raw data for justification
n	Not offered for accreditation
ND	Not Detected at the Reporting Limit
O	Sample amount is > 4 times amount spiked
P	Dual Column results percent difference > 40%
R	RPD above laboratory control limit
S	Spike Recovery outside laboratory control limits
U	Analyzed but not detected above the MDL/SDL

Acronym	Description
DCS	Detectability Check Study
DUP	Method Duplicate
LCS	Laboratory Control Sample
LCSD	Laboratory Control Sample Duplicate
MBLK	Method Blank
MDL	Method Detection Limit
MQL	Method Quantitation Limit
MS	Matrix Spike
MSD	Matrix Spike Duplicate
PDS	Post Digestion Spike
PQL	Practical Quantitaion Limit
SD	Serial Dilution
SDL	Sample Detection Limit
TRRP	Texas Risk Reduction Program

Unit Reported	Description
mg/L	Milligrams per Liter

CERTIFICATIONS,ACCREDITATIONS & LICENSES

Agency	Number	Expire Date
Arkansas	21-022-0	26-Mar-2022
Florida	E87611-33	30-Jun-2022
Illinois	2000322021-7	09-May-2022
Kansas	E-10352 2021-2022	31-Jul-2022
Kentucky	123043, 2021-2022	30-Apr-2022
Louisiana	03087, 2021-2022	30-Jun-2022
Texas	T104704231-21-28	30-Apr-2022

Client: Golder Associates Inc.
Project: Houston TX-Wood Preserving Works
Work Order: HS22010323

SAMPLE TRACKING

Lab Samp ID	Client Sample ID	Action	Date	Person	New Location
HS22010323-01	WQ-1620-TB02-20220106	Login	1/10/2022 2:56:29 PM	NDR	VOA050
HS22010323-02	WG-1620-MW81B-20220106	Login	1/10/2022 2:56:29 PM	NDR	MET071
HS22010323-02	WG-1620-MW81B-20220106	Login	1/10/2022 2:56:29 PM	NDR	EXT162
HS22010323-02	WG-1620-MW81B-20220106	Login	1/10/2022 2:56:29 PM	NDR	VOA050

Sample Receipt Checklist

Work Order ID: HS22010323 **Date/Time Received:** **10-Jan-2022 11:12**

Client Name: PBW **Received by:** **Paresh M. Giga**

Completed By: /S/ Nilesh D. Ranchod (eSignature) 10-Jan-2022 15:06 (Date/Time) **Reviewed by:** /S/ Dane J. Wacasey (eSignature) 24-Jan-2022 13:04 (Date/Time)

Matrices: **Water, Groundwater** Carrier name: **Client**

	Yes	No	
Shipping container/cooler in good condition?	☑	☐	Not Present ☐
Custody seals intact on shipping container/cooler?	☐	☐	Not Present ☑
Custody seals intact on sample bottles?	☐	☐	Not Present ☑
VOA/TX1005/TX1006 Solids in hermetically sealed vials?	☐	☐	Not Present ☑
Chain of custody present?	☑	☐	3 Page(s)
Chain of custody signed when relinquished and received?	☑	☐	COC IDs:258752/258753
Samplers name present on COC?	☑	☐	
Chain of custody agrees with sample labels?	☐	☑	
Samples in proper container/bottle?	☑	☐	
Sample containers intact?	☑	☐	
Sufficient sample volume for indicated test?	☑	☐	
All samples received within holding time?	☑	☐	
Container/Temp Blank temperature in compliance?	☑	☐	

Temperature(s)/Thermometer(s): 0.4C, 0.3C, 0.6C, 0.5C UC/C IR #31

Cooler(s)/Kit(s): 48290/47084/48367/48186

Date/Time sample(s) sent to storage: 01/10/2022 17:00

	Yes	No	
Water - VOA vials have zero headspace?	☑	☐	No VOA vials submitted ☐
Water - pH acceptable upon receipt?	☑	☐	N/A ☐
pH adjusted?	☐	☑	N/A ☐

pH adjusted by:

Login Notes: ID differs: COC = WG-1620-MW76B-212220106 Labels = WG-1620-MW-76C-20220106 (Times Match) Logged per COC.

Client Contacted: Date Contacted: Person Contacted:

Contacted By: Regarding:

Comments:

Corrective Action:

Cincinnati, OH +1 513 733 5336 | Fort Collins, CO +1 970 490 1511
Everett, WA +1 425 356 2600 | Holland, MI +1 616 399 6070

Chain of Custody Form

Page 1 of 2

COC ID: 258783

HS22010323

Golder Associates Inc.
Houston TX-Wood Preserving Works

ALS Project Manager:

Customer Information		Project Information	
Purchase Order	4300002071/Kevin Peterburs 1620-01	Project Name	Houston TX-Wood Preserving Works
Work Order		Project Number	1620-01-Rev0 SR 93688
Company Name	Golder Associates Inc.	Bill To Company	Union Pacific Railroad- A/P
Send Report To	Eric Matzner	Invoice Attn	Accounts Payable
Address	2201 Double Creek Drive Suite 4004	Address	1400 Douglas Street Stop 0750
City/State/Zip	Round Rock, TX 78664	City/State/Zip	Omaha NE 68179-0750
Phone	(512) 671-3434	Phone	
Fax	(512) 671-3446	Fax	
e-Mail Address	Eric_Matzner@golder.com	e-Mail Address	

A	8260_LL_W (5632528 VOC Site Specific)
B	8260_LL_W (5632528 VOC Site Specific + VOC)
C	8270_LOW_W (5632532 SemiVolatiles Site specific)
D	ICP_TW (5636002 Metals - As)
E	5636002 5652640 Metals - As, Ca, Fe, Mg, Mn, K, Na
F	0056_anions_W (5652642 Anions-'NO3', 'NO2', Cl, F, SO4)
G	ALK_W 2320B (5635964 Alkalinity (T, CO3, HCO3))
H	
I	
J	

No.	Sample Description	Date	Time	Matrix	Pres.	# Bottles	A	B	C	D	E	F	G	H	I	J	Hold
1	WG-1620-TB02-20220106			Water	1,8	2											
2	WG-1620-MW81B-20220106	1-6-22	1515	Groundwa	1,2,8	6	X		X	X							
3	WG-1620-MW85C-20220106	1-6-22	0845	GW		6	X		X	X							
4	WG-1620-MW76C-20220106	1-6-22	0945	GW		6	X		X	X							
5	WG-1620-MW76B-20220106	1-6-22	1025	GW		6	X		X	X							
6	WG-1620-MW98B-20220106	1-6-22	1105	GW		6	X		X	X							
7	WG-1620-MW80B-20220106	1-6-22	1335	GW		6	X		X	X							
8	WG-1620-MW50B-20220106	1-6-22	1430	GW		6	X		X	X							
9	WG-1620-FB02-20220106	1-6-22	1545	GW		6	X		X	X							
10	WG-1620-MW39B-20220106	1-6-22	1645	GW		6	X		X	X							

Sampler(s) Please Print & Sign: JOHN BRAYTON

Shipment Method: HAND DELIVERED

Required Turnaround Time: (Check Box) [X] Std. Business Days [ ] 4 Bus. Days [ ] 2 Bus. Days [ ] Rush

Results Due Date:

	Date:	Time:	
Relinquished by:	1/10/22	11:12	Received by:
Relinquished by:			Received by (Laboratory): 1/10/2022 11:12
Logged by (Laboratory):			Checked by (Laboratory):

Notes: UPRR HWPW 1620-01

Cooler ID	Cooler Temp.
48294	0.4°
47084	0.5°
48367	0.6°
48186	0.5°

QC Package: (Check One Box Below) [X] Standard [ ] Level 4 (CLP Forms) [ ] Level 2 (QC Summary) [ ] Level 1 (Results Only)

Preservative Key: 1-HCl 2-HNO_3 3-H_2SO_4 4-NaOH 5-$Na_2S_2O_3$ 6-$NaHSO_4$ 7-Other 8-4°C 9-5035

Note: 1. Any changes must be made in writing once samples and COC Form have been submitted to ALS Environmental.
2. Unless otherwise agreed in a formal contract, services provided by ALS Environmental are expressly limited to the terms and conditions stated on the reverse.
3. The Chain of Custody is a legal document. All information must be completed accurately.

Copyright 2011 by ALS Environmental.

Cincinnati, OH +1 513 733 5336
Everett, WA +1 425 356 2600
Fort Collins, CO +1 970 490 1511
Holland, MI +1 616 399 6070

Chain of Custody Form

Page 2 of 2

COC ID: 258752

HS22010323

Golder Associates Inc.
Houston TX-Wood Preserving Works

ALS Project Manager:

Customer Information		Project Information	
Purchase Order	4300032071/Kevin Peterburs 1620-01	Project Name	Houston TX-Wood Preserving Works
Work Order		Project Number	1620-01-Rev0 SR 92688
Company Name	Golder Associates Inc.	Bill To Company	Union Pacific Railroad- A/P
Send Report To	Eric Matzner	Invoice Attn	Accounts Payable
Address	2201 Double Creek Drive Suite 4004	Address	1400 Douglas Street Stop 0750
City/State/Zip	Round Rock, TX 78664	City/State/Zip	Omaha NE 681790750
Phone	(512) 671-3434	Phone	
Fax	(512) 671-3446	Fax	
e-Mail Address	Eric_Matzner@golder.com	e-Mail Address	

A	8260_LL_W (5632528 VOC Site Specific)
B	8260_LL_W (5632528 VOC Site Specific + V.C.)
C	8270_LOW_W (5632532 SemiVolatiles Site specific)
D	ICP_TW (5636002 Metals - As)
E	5636002 5652846 Metals - As, Ca, Fe, Mg, Mn, K, Na
F	9056_anions_W (5652842 Anions-'NO3', 'NO2', Cl, F, SO4)
G	ALK_W 23208 (5635964 Alkalinity (T, CO3, HCO3))
H	
I	
J	

No.	Sample Description	Date	Time	Matrix	Pres.	# Bottles	A	B	C	D	E	F	G	H	I	J	Hold
1	~~WG-1620-TB~~			Water	1,8	2											
2	WG-1620- MW42B-20220106	1-6-22	1735	Groundwa	1,2,8	6	X		X	X							
3	WG-1620- P11- 20220107	1-7-22	0755	GW		6	X		X	X							
4	WG-1620-MW40B-20220107	1-7-22	0850	GW		6	X		X	X							
5	WG-1620- MW86C-20220107	1-7-22	1000	GW		6	X		X	X							
6	WG-1620-MW51C-20220107	1-7-22	1055	GW		6	X		X	X							
7	WG-1620- MW49B-20220107	1-7-22	1150	GW		6	X		X	X							
8	WG-1620- FB03-20220107	1-7-22	1230	GW		6	X		X	X							
9																	
10																	

Sampler(s) Please Print & Sign: JOHN BRAYTON

Shipment Method: HAND DELIVERED

Required Turnaround Time: (Check Box) [X] Std. 10 Wk Days [ ] 5-7 Days [ ] 2-3 Days [ ] 24 Hour [ ] Other

Results Due Date:

Relinquished by: Date: 1/10/22 Time: 11:12

Received by:

Relinquished by: Date: Time:

Received by (Laboratory): 1/10/2022 11:12

Logged by (Laboratory): Date: Time:

Checked by (Laboratory):

Notes: UPRR HWPW 1620-01

Cooler ID	Cooler Temp.

QC Package: (Check One Box Below)
[ ] Level II Std QC
[ ] Level III QC/Raw Data
[ ] Level IV QC/EDD
[X] TRRP Checklist
[ ] TRRP Level IV

Preservative Key: 1-HCl 2-HNO_3 3-H_2SO_4 4-NaOH 5-$Na_2S_2O_3$ 6-$NaHSO_4$ 7-Other 8-4°C 9-5035

Note: 1. Any changes must be made in writing once samples and COC Form have been submitted to ALS Environmental.
2. Unless otherwise agreed in a formal contract, services provided by ALS Environmental are expressly limited to the terms and conditions stated on the reverse.
3. The Chain of Custody is a legal document. All information must be completed accurately.

Copyright 2011 by ALS Environmental.

10450 Stancliff Rd. Suite 210
Houston, TX 77099
T: +1 281 530 5656
F: +1 281 530 5887

January 27, 2022

Eric Matzner
Golder Associates Inc.
2201 Double Creek Drive
Suite 4004
Round Rock, TX 78664

Work Order: **HS22010380**

Laboratory Results for: **Houston TX-Wood Preserving Works**

Dear Eric Matzner,

ALS Environmental received 12 sample(s) on Jan 11, 2022 for the analysis presented in the following report.

The analytical data provided relates directly to the samples received by ALS Environmental and for only the analyses requested. Results are expressed as "as received" unless otherwise noted.

QC sample results for this data met EPA or laboratory specifications except as noted in the Case Narrative or as noted with qualifiers in the QC batch information. Should this laboratory report need to be reproduced, it should be reproduced in full unless written approval has been obtained by ALS Environmental. Samples will be disposed in 30 days unless storage arrangements are made.

If you have any questions regarding this report, please feel free to call me.

Sincerely,

Generated By: DAYNA.FISHER

Dane J. Wacasey

Client:	Golder Associates Inc.	**TRRP Laboratory Data Package Cover Page**
Project:	Houston TX-Wood Preserving Works	
WorkOrder:	**HS22010380**	

This data package consists of all or some of the following as applicable:

This signature page, the laboratory review checklist, and the following reportable data:

R1 Field chain-of-custody documentation;

R2 Sample identification cross-reference;

R3 Test reports (analytical data sheets) for each environmental sample that includes:

a) Items consistent with NELAC Chapter 5,
b) dilution factors,
c) preparation methods,
d) cleanup methods, and
e) if required for the project, tentatively identified compounds (TICs).

R4 Surrogate recovery data including:

a) Calculated recovery (%R), and
b) The laboratory's surrogate QC limits.

R5 Test reports/summary forms for blank samples;

R6 Test reports/summary forms for laboratory control samples (LCSs) including:

a) LCS spiking amounts,
b) Calculated %R for each analyte, and
c)The laboratory's LCS QC limits.

R7 Test reports for project matrix spike/matrix spike duplicates (MS/MSDs) including:

a) Samples associated with the MS/MSD clearly identified,
b) MS/MSD spiking amounts,
c) Concentration of each MS/MSD analyte measured in the parent and spiked samples,
d) Calculated %Rs and relative percent differences (RPDs), and
e) The laboratory's MS/MSD QC limits.

R8 Laboratory analytical duplicate (if applicable) recovery and precision:

a) the amount of analyte measured in the duplicate,
b) the calculated RPD, and
c) the laboratory's QC limits for analytical duplicates.

R9 List of method quantitation limits (MQLs) and detectability check sample results for each analyte for each method and matrix.

R10 Other problems or anomalies.
The Exception Report for each "No" or "Not Reviewed (NR)" item in Laboratory Review Checklist and for each analyte, matrix, and method for which the laboratory does not hold NELAC accreditation under the Texas Laboratory Accreditation Program.

Client:	Golder Associates Inc.	**TRRP Laboratory Data Package Cover Page**
Project:	Houston TX-Wood Preserving Works	
WorkOrder:	**HS22010380**	

Release Statement: I am responsible for the release of this laboratory data package. This laboratory is NELAC accredited under the Texas Laboratory Accreditation Program for all the methods, analytes and matrices reported in this data package except as noted in the Exception Reports. The data have been reviewed and are technically compliant with the requirements of the methods used, except where noted by the laboratory in the attached exception reports. By my signature below, I affirm to the best of my knowledge, all problems/anomalies, observed by the laboratory have been identified by the laboratory in the Laboratory Review Checklist, and no information affecting the quality of the data has been knowingly withheld.

Check, if applicable: [NA] This laboratory meets an exception under 30 TAC §25.6 and was last inspected by [ ] TCEQ or [ ] _____ on (enter date of last inspection). Any findings affecting the data in this laboratory data package are noted in the Exception Reports herein. The official signing the cover page of the report in which these data are used is responsible for releasing this data package and is by signature affirming the above release statement is true.

Dane J. Wacasey

Laboratory Review Checklist: Reportable Data	
Laboratory Name: ALS Laboratory Group	LRC Date: 01/27/2022
Project Name: Houston TX-Wood Preserving Works	Laboratory Job Number: HS22010380
Reviewer Name: Dane Wacasey	Prep Batch Number(s): 174389, 174636, R400247, R400310, R400372, R400433, R400445

#[1]	A[2]	Description	Yes	No	NA[3]	NR[4]	ER#[5]
R1	OI	**Chain-of-custody (C-O-C)**					
		Did samples meet the laboratory's standard conditions of sample acceptability upon receipt?	X				
		Were all departures from standard conditions described in an exception report?	X				
R2	OI	**Sample and quality control (QC) identification**					
		Are all field sample ID numbers cross-referenced to the laboratory ID numbers?	X				
		Are all laboratory ID numbers cross-referenced to the corresponding QC data?	X				
R3	OI	**Test reports**					
		Were all samples prepared and analyzed within holding times?	X				
		Other than those results < MQL, were all other raw values bracketed by calibration standards?	X				
		Were calculations checked by a peer or supervisor?	X				
		Were all analyte identifications checked by a peer or supervisor?	X				
		Were sample detection limits reported for all analytes not detected?	X				
		Were all results for soil and sediment samples reported on a dry weight basis?			X		
		Were % moisture (or solids) reported for all soil and sediment samples?			X		
		Were bulk soils/solids samples for volatile analysis extracted with methanol per SW-846 Method 5035?			X		
		If required for the project, TICs reported?			X		
R4	O	**Surrogate recovery data**					
		Were surrogates added prior to extraction?	X				
		Were surrogate percent recoveries in all samples within the laboratory QC limits?		X			1
R5	OI	**Test reports/summary forms for blank samples**					
		Were appropriate type(s) of blanks analyzed?	X				
		Were blanks analyzed at the appropriate frequency?	X				
		Were method blanks taken through the entire analytical process, including preparation and, if applicable, cleanup procedures?	X				
		Were blank concentrations < MQL?	X				
R6	OI	**Laboratory control samples (LCS):**					
		Were all COCs included in the LCS?	X				
		Was each LCS taken through the entire analytical procedure, including prep and cleanup steps?	X				
		Were LCSs analyzed at the required frequency?	X				
		Were LCS (and LCSD, if applicable) %Rs within the laboratory QC limits?	X				
		Does the detectability data document the laboratory's capability to detect the COCs at the MDL used to calculate the SDLs?	X				
		Was the LCSD RPD within QC limits?	X				
R7	OI	**Matrix spike (MS) and matrix spike duplicate (MSD) data**					
		Were the project/method specified analytes included in the MS and MSD?	X				
		Were MS/MSD analyzed at the appropriate frequency?	X				
		Were MS (and MSD, if applicable) %Rs within the laboratory QC limits?		X			2
		Were MS/MSD RPDs within laboratory QC limits?		X			3
R8	OI	**Analytical duplicate data**					
		Were appropriate analytical duplicates analyzed for each matrix?	X				
		Were analytical duplicates analyzed at the appropriate frequency?	X				
		Were RPDs or relative standard deviations within the laboratory QC limits?	X				
R9	OI	**Method quantitation limits (MQLs):**					
		Are the MQLs for each method analyte included in the laboratory data package?	X				
		Do the MQLs correspond to the concentration of the lowest non-zero calibration standard?	X				
		Are unadjusted MQLs and DCSs included in the laboratory data package?	X				
R10	OI	**Other problems/anomalies**					
		Are all known problems/anomalies/special conditions noted in this LRC and ER?	X				
		Were all necessary corrective actions performed for the reported data?	X				
		Was applicable and available technology used to lower the SDL and minimize the matrix interference affects on the sample results?	X				4
		Is the laboratory NELAC-accredited under the Texas Laboratory Program for the analytes, matrices and methods associated with this laboratory data package?	X				

Laboratory Review Checklist: Supporting Data	
Laboratory Name: ALS Laboratory Group	LRC Date: 01/27/2022
Project Name: Houston TX-Wood Preserving Works	Laboratory Job Number: HS22010380
Reviewer Name: Dane Wacasey	Prep Batch Number(s): 174389, 174636, R400247, R400310, R400372, R400433, R400445

#[1]	A[2]	Description	Yes	No	NA[3]	NR[4]	ER#[5]
S1	OI	**Initial calibration (ICAL)**					
		Were response factors and/or relative response factors for each analyte within QC limits?	X				
		Were percent RSDs or correlation coefficient criteria met?	X				
		Was the number of standards recommended in the method used for all analytes?	X				
		Were all points generated between the lowest and highest standard used to calculate the curve?	X				
		Are ICAL data available for all instruments used?	X				
		Has the initial calibration curve been verified using an appropriate second source standard?	X				
S2	OI	**Initial and continuing calibration verification (ICCV and CCV) and continuing calibration blank (CCB)**					
		Was the CCV analyzed at the method-required frequency?	X				
		Were percent differences for each analyte within the method-required QC limits?	X				
		Was the ICAL curve verified for each analyte?	X				
		Was the absolute value of the analyte concentration in the inorganic CCB < MDL?		X			5
S3	O	**Mass spectral tuning:**					
		Was the appropriate compound for the method used for tuning?	X				
		Were ion abundance data within the method-required QC limits?	X				
S4	O	**Internal standards (IS):**					
		Were IS area counts and retention times within the method-required QC limits?		X			6
S5	OI	**Raw data** (NELAC section 1 appendix A glossary, and section 5.12 or ISO/IEC 17025 section					
		Were the raw data (for example, chromatograms, spectral data) reviewed by an analyst?	X				
		Were data associated with manual integrations flagged on the raw data?	X				
S6	O	**Dual column confirmation**					
		Did dual column confirmation results meet the method-required QC?			X		
S7	O	**Tentatively identified compounds (TICs):**					
		If TICs were requested, were the mass spectra and TIC data subject to appropriate checks?			X		
S8	I	**Interference Check Sample (ICS) results:**					
		Were percent recoveries within method QC limits?	X				
S9	I	**Serial dilutions, post digestion spikes, and method of standard additions**					
		Were percent differences, recoveries, and the linearity within the QC limits specified in the method?		X			7
S10	OI	**Method detection limit (MDL) studies**					
		Was a MDL study performed for each reported analyte?	X				
		Is the MDL either adjusted or supported by the analysis of DCSs?	X				
S11	OI	**Proficiency test reports:**					
		Was the laboratory's performance acceptable on the applicable proficiency tests or evaluation studies?	X				
S12	OI	**Standards documentation**					
		Are all standards used in the analyses NIST-traceable or obtained from other appropriate sources?	X				
S13	OI	**Compound/analyte identification procedures**					
		Are the procedures for compound/analyte identification documented?	X				
S14	OI	**Demonstration of analyst competency (DOC)**					
		Was DOC conducted consistent with NELAC Chapter 5C or ISO/IEC 4?	X				
		Is documentation of the analyst's competency up-to-date and on file?	X				
S15	OI	**Verification/validation documentation for methods** (NELAC Chap 5 or ISO/IEC 17025 Section 5)					
		Are all the methods used to generate the data documented, verified, and validated, where applicable?	X				
S16	OI	**Laboratory standard operating procedures (SOPs):**					
		Are laboratory SOPs current and on file for each method performed?	X				

Items identified by the letter "R" must be included in the laboratory data package submitted in the TRRP-required report(s). Items identified by the letter "S" should be retained and made available upon request for the appropriate retention period.
O = Organic Analyses; I = Inorganic Analyses (and general chemistry, when applicable);
NA = Not Applicable;
NR = Not Reviewed;
R# = Exception Report identification number (an Exception Report should be completed for an item if "NR" or "No" is checked).

Laboratory Review Checklist: Exception Reports	
Laboratory Name: ALS Laboratory Group	LRC Date: 01/27/2022
Project Name: Houston TX-Wood Preserving Works	Laboratory Job Number: HS22010380
Reviewer Name: Dane Wacasey	Prep Batch Number(s): 174389, 174636, R400247, R400310, R400372, R400433, R400445

ER#[5]	Description
1	Batch174389, Semivolatiles by Method SW8270, Samples WG-1620-MW46C-20220110, WG-1620-MW78A-20220110, WG-1620-MW77A-20220110, WG-1620-MW49A-20220110: Surrogate recoveries could not be determined due to dilution below the calibration range.
2	Batch 174636, Metals by method SW6020, Sample WG-1620-MW50A-20220110, MS recovered above upper limits for Calcium; however, the results in the parent sample is greater than 4x the spike amount Batch 174389, Semivolatiles by method SW8270, Sample WG-1620-MW50A-20220110, MS/MSD recovered outside control limits for Benzo(a)pyrene due to sample matrix interference Batch R400310, Anions by method SW9056, Sample HS22010424-09, MS and MSD were performed on an unrelated sample
3	Batch 174389, Semivolatiles by method SW8270, Sample WG-1620-MW50A-20220110, MS/MSD RPD recovered outside control limits for multiple compounds due to possible matrix effect.
4	Batch R400433, Volatiles by method SW8260, Sample WG-1620-MW46C-20220110, WG-1620-MW78A-20220110, WG-1620-MW77A-20220110, WG-1620-MW97A-20220110: Lowest practical dilution due to sample matrix and/or high concentration of non-target analyte(s). Batch 174389, Semivolatiles by method SW8270, Samples WG-1620-MW46C-20220110, WG-1620-MW78A-20220110, WG-1620-MW49A-20220110: The GCMS semi-volatile extract of this sample was run at a dilution due to a high level of matrix interference.
5	See Run Log and CCB Exception Reports
6	Batch 174389, Semivolatiles by method SW8270, Samples WG-1620-MW78A-20220110, WG-1620-MW77A-20220110: Low area counts for 1, 4-Dichlorobenzene, Naphthalene-d8, Acenaphthene-d10, Phenanthrene-d10, Chrysene-d12 and Perylene-d12 due to matrix effect. Confirmed by reanalysis at a dilution.
7	Batch 174636, Metals by method SW6020, Sample WG-1620-MW50A-20220110, PDS recovered above upper limits for Calcium; however, the results in the parent sample is greater than 4x the spike amount

Items identified by the letter "R" must be included in the laboratory data package submitted in the TRRP-required report(s). Items identified by the letter "S" should be retained and made available upon request for the appropriate retention period.
O = Organic Analyses; I = Inorganic Analyses (and general chemistry, when applicable);
NA = Not Applicable;
NR = Not Reviewed;
R# = Exception Report identification number (an Exception Report should be completed for an item if "NR" or "No" is checked).

FORM 13 - ANALYSIS RUN LOG

Client: Golder Associates Inc.
Project: Houston TX-Wood Preserving Works
WorkOrder: HS22010380
Start Date: 11-Jan-2022 End Date: 11-Jan-2022

Run ID:ICS-Integrion_400247
Instrument:ICS-Integrion
Method:SW9056

Sample No.	D/F	Time	FileID	Analytes
CCV 1	1	11-Jan-2022 17:44		CL NO2N NO3N SO4
CCB 1	1	11-Jan-2022 17:51		CL NO2N NO3N SO4
WG-1620-MW78A-20220110	1	11-Jan-2022 18:52		NO2N NO3N SO4
WG-1620-MW77A-20220110	1	11-Jan-2022 18:59		NO2N NO3N SO4
WG-1620-MW97A-20220110	1	11-Jan-2022 19:07		NO2N NO3N SO4
CCB 2	1	11-Jan-2022 19:22		CL NO2N NO3N SO4
WG-1620-MW98A-20220110	1	11-Jan-2022 19:29		NO2N NO3N
WG-1620-MW50A-20220110	1	11-Jan-2022 19:37		CL NO2N NO3N SO4
WG-1620-MW50A-20220110MS	1	11-Jan-2022 19:44		CL NO2N NO3N SO4
WG-1620-MW50A-20220110MSD	1	11-Jan-2022 19:52		CL NO2N NO3N SO4
WG-1620-MW49A-20220110	1	11-Jan-2022 19:59		CL NO2N NO3N SO4
CCV 2	1	11-Jan-2022 20:45		CL NO2N NO3N SO4
CCB 3	1	11-Jan-2022 20:52		CL NO2N NO3N SO4
MBLK	1	11-Jan-2022 21:00		CL NO2N NO3N SO4
LCS	1	11-Jan-2022 21:07		CL NO2N NO3N SO4
CCB 4	1	11-Jan-2022 22:23		CL NO2N NO3N SO4
CCV 3	1	11-Jan-2022 23:45		CL NO2N NO3N SO4
CCB 5	1	11-Jan-2022 23:53		CL NO2N NO3N SO4

CCB EXCEPTIONS REPORT

Client: Golder Associates Inc.
Project: Houston TX-Wood Preserving Works
WorkOrder: HS22010380

Run ID:ICS-Integrion_400247
Instrument:ICS-Integrion
Method:SW9056

CCB 2	Date: 11-Jan-2022 19:22	Seq: 6460951	D/F: 1	Units: ug/L
Analyte	**Result**	**MDL**	**Report Limit**	
Nitrogen, Nitrite (As N)	45.1	30	100	

CCB 4	Date: 11-Jan-2022 22:23	Seq: 6460973	D/F: 1	Units: ug/L
Analyte	**Result**	**MDL**	**Report Limit**	
Nitrogen, Nitrite (As N)	44.9	30	100	

CCB 5	Date: 11-Jan-2022 23:53	Seq: 6460981	D/F: 1	Units: ug/L
Analyte	**Result**	**MDL**	**Report Limit**	
Nitrogen, Nitrite (As N)	43.6	30	100	

FORM 13 - ANALYSIS RUN LOG

Client: Golder Associates Inc.
Project: Houston TX-Wood Preserving Works
WorkOrder: HS22010380
Start Date: 12-Jan-2022 End Date: 12-Jan-2022

Run ID:ICS-Integrion_400310
Instrument:ICS-Integrion
Method:SW9056

Sample No.	D/F	Time	FileID	Analytes
CCV 1	1	12-Jan-2022 09:41		CL NO2N NO3N SO4
CCB 1	1	12-Jan-2022 09:49		CL NO2N NO3N SO4
MBLK	1	12-Jan-2022 10:11		CL NO2N NO3N SO4
LCS	1	12-Jan-2022 10:19		CL NO2N NO3N SO4
CCB 2	1	12-Jan-2022 13:07		CL NO2N NO3N SO4
ZZZZZZMS	1	12-Jan-2022 15:41		CL NO2N NO3N SO4
ZZZZZZMSD	1	12-Jan-2022 15:49		CL NO2N NO3N SO4
WG-1620-MW78A-20220110	10	12-Jan-2022 16:27		CL
CCV 2	1	12-Jan-2022 16:34		CL NO2N NO3N SO4
CCB 3	1	12-Jan-2022 16:42		CL NO2N NO3N SO4
WG-1620-MW77A-20220110	10	12-Jan-2022 16:49		CL
WG-1620-MW97A-20220110	10	12-Jan-2022 16:57		CL
WG-1620-MW98A-20220110	10	12-Jan-2022 17:04		CL SO4
CCB 4	1	12-Jan-2022 17:57		CL NO2N NO3N SO4

CCB EXCEPTIONS REPORT

Client: Golder Associates Inc.
Project: Houston TX-Wood Preserving Works
WorkOrder: HS22010380

Run ID:ICS-Integrion_400310
Instrument:ICS-Integrion
Method:SW9056

CCB 3 Date: 12-Jan-2022 16:42 Seq: 6462270 D/F: 1 Units: ug/L

Analyte	Result	MDL	Report Limit
Nitrogen, Nitrite (As N)	59.8	30	100

CCB 4 Date: 12-Jan-2022 17:57 Seq: 6462280 D/F: 1 Units: ug/L

Analyte	Result	MDL	Report Limit
Nitrogen, Nitrite (As N)	54.4	30	100

FORM 13 - ANALYSIS RUN LOG

Client: Golder Associates Inc.
Project: Houston TX-Wood Preserving Works
WorkOrder: HS22010380
Start Date: 21-Jan-2022 End Date: 21-Jan-2022

Run ID:ICPMS06_400796
Instrument:ICPMS06
Method:SW6020A

Sample No.	D/F	Time	FileID	Analytes
ICV	1	21-Jan-2022 13:17	039_ICV.d	AS CA FE K MG MN NA
LLICV2	1	21-Jan-2022 13:19	040LCV2.d	AS CA FE K MG MN NA
ICB	1	21-Jan-2022 13:23	042_ICB.d	AS CA FE K MG MN NA
LLICV5	1	21-Jan-2022 13:51	044LCV5.d	AS CA FE K MG MN NA
ICSA	1	21-Jan-2022 13:55	046ICSA.d	AS CA FE K MG MN NA
ICSAB	1	21-Jan-2022 13:57	047ICSB.d	AS CA FE K MG MN NA
CCV 1	1	21-Jan-2022 14:04	050_CCV.d	AS CA FE K MG MN NA
CCB 1	1	21-Jan-2022 14:06	051_CCB.d	AS CA FE K MG MN NA
CCV 2	1	21-Jan-2022 14:26	060_CCV.d	AS CA FE K MG MN NA
CCB 2	1	21-Jan-2022 14:28	061_CCB.d	AS CA FE K MG MN NA
CCV 3	1	21-Jan-2022 14:56	072_CCV.d	AS CA FE K MG MN NA
CCB 3	1	21-Jan-2022 14:58	073_CCB.d	AS CA FE K MG MN NA
CCV 4	1	21-Jan-2022 15:19	084_CCV.d	AS CA FE K MG MN NA
CCB 4	1	21-Jan-2022 15:21	085_CCB.d	AS CA FE K MG MN NA
CCV 5	1	21-Jan-2022 15:43	096_CCV.d	AS CA FE K MG MN NA
CCB 5	1	21-Jan-2022 15:44	097_CCB.d	AS CA FE K MG MN NA
CCV 6	1	21-Jan-2022 16:28	108_CCV.d	AS CA FE K MG MN NA
CCB 6	1	21-Jan-2022 16:30	109_CCB.d	AS CA FE K MG MN NA
CCV 7	1	21-Jan-2022 17:07	120_CCV.d	AS CA FE K MG MN NA
CCB 7	1	21-Jan-2022 17:09	121_CCB.d	AS CA FE K MG MN NA
CCV 8	1	21-Jan-2022 19:48	124_CCV.d	AS CA FE K MG MN NA
CCB 8	1	21-Jan-2022 19:50	125_CCB.d	AS CA FE K MG MN NA
MBLK-174636	1	21-Jan-2022 19:52	126SMPL.d	AS CA FE K MG MN NA
LCS-174636	1	21-Jan-2022 19:54	127SMPL.d	AS CA FE K MG MN NA
WG-1620-MW50A-20220110	1	21-Jan-2022 19:56	128SMPL.d	AS CA FE K MG MN NA
WG-1620-MW50A-20220110SD	5	21-Jan-2022 19:58	129SMPL.d	AS CA FE K MG MN NA
WG-1620-MW50A-20220110MS	1	21-Jan-2022 20:00	130SMPL.d	AS CA FE K MG MN NA
WG-1620-MW50A-20220110MSD	1	21-Jan-2022 20:02	131SMPL.d	AS CA FE K MG MN NA
WG-1620-MW50A-20220110PDS	1	21-Jan-2022 20:04	132SMPL.d	CA
CCV 9	1	21-Jan-2022 20:06	133_CCV.d	AS CA FE K MG MN NA
CCB 9	1	21-Jan-2022 20:08	134_CCB.d	AS CA FE K MG MN NA
WG-1620-MW54C-20220110	1	21-Jan-2022 20:10	135SMPL.d	AS
WG-1620-FD01-20220110	1	21-Jan-2022 20:12	136SMPL.d	AS
WG-1620-MW53C-20220110	1	21-Jan-2022 20:14	137SMPL.d	AS
WG-1620-MW44C-20220110	1	21-Jan-2022 20:18	139SMPL.d	AS
WG-1620-MW78A-20220110	10	21-Jan-2022 20:20	140SMPL.d	CA MN NA
WG-1620-MW77A-20220110	1	21-Jan-2022 20:22	141SMPL.d	AS CA FE K MG MN NA
WG-1620-MW97A-20220110	1	21-Jan-2022 20:23	142SMPL.d	AS CA FE K MG MN NA
WG-1620-MW98A-20220110	1	21-Jan-2022 20:25	143SMPL.d	AS FE K MG NA
WG-1620-MW49A-20220110	1	21-Jan-2022 20:27	144SMPL.d	AS CA FE K MG MN NA
CCV 10	1	21-Jan-2022 20:29	145_CCV.d	AS CA FE K MG MN NA
CCB 10	1	21-Jan-2022 20:31	146_CCB.d	AS CA FE K MG MN NA
CCV 11	1	21-Jan-2022 20:47	154_CCV.d	AS CA FE K MG MN NA
CCB 11	1	21-Jan-2022 20:49	155_CCB.d	AS CA FE K MG MN NA
CCV 12	1	21-Jan-2022 21:05	163_CCV.d	AS CA FE K MG MN NA
CCB 12	1	21-Jan-2022 21:06	164_CCB.d	AS CA FE K MG MN NA
CCV 13	1	21-Jan-2022 21:26	174_CCV.d	AS CA FE K MG MN NA
CCB 13	1	21-Jan-2022 21:28	175_CCB.d	AS CA FE K MG MN NA
CCV 14	1	21-Jan-2022 21:46	184_CCV.d	AS CA FE K MG MN NA
CCB 14	1	21-Jan-2022 21:48	185_CCB.d	AS CA FE K MG MN NA

FORM 13 - ANALYSIS RUN LOG

Client: Golder Associates Inc.
Project: Houston TX-Wood Preserving Works
WorkOrder: HS22010380
Start Date: 21-Jan-2022 End Date: 21-Jan-2022

Run ID:ICPMS06_400796
Instrument:ICPMS06
Method:SW6020A

Sample No.	D/F	Time	FileID	Analytes
CCV 15	1	21-Jan-2022 22:15	189_CCV.d	AS CA FE K MG MN NA
CCB 15	1	21-Jan-2022 22:16	190_CCB.d	AS CA FE K MG MN NA
CCV 16	1	21-Jan-2022 22:31	197_CCV.d	AS CA FE K MG MN NA
CCB 16	1	21-Jan-2022 22:32	198_CCB.d	AS CA FE K MG MN NA
WG-1620-MW46C-20220110	1	21-Jan-2022 23:03	200SMPL.d	AS
WG-1620-MW78A-20220110	1	21-Jan-2022 23:05	201SMPL.d	AS FE K MG
WG-1620-MW98A-20220110	20	21-Jan-2022 23:09	203SMPL.d	CA MN
CCV 17	1	21-Jan-2022 23:13	205_CCV.d	AS CA FE K MG MN NA
CCB 17	1	21-Jan-2022 23:15	206_CCB.d	AS CA FE K MG MN NA
CCV 18	1	21-Jan-2022 23:33	215_CCV.d	AS CA FE K MG MN NA
CCB 18	1	21-Jan-2022 23:35	216_CCB.d	AS CA FE K MG MN NA
LLCCV2	1	21-Jan-2022 23:37	217LCV2.d	AS CA FE K MG MN NA
LLCCV5	1	21-Jan-2022 23:39	218LCV5.d	AS CA FE K MG MN NA
ICSA	1	21-Jan-2022 23:41	219ICSA.d	AS CA FE K MG MN NA
ICSAB	1	21-Jan-2022 23:43	220ICSB.d	AS CA FE K MG MN NA

CCB EXCEPTIONS REPORT

Client: Golder Associates Inc.
Project: Houston TX-Wood Preserving Works
WorkOrder: HS22010380

Run ID:ICPMS06_400796
Instrument:ICPMS06
Method:SW6020A

CCB 3	Date: 21-Jan-2022 14:58	Seq: 6472535	D/F: 1	Units: ug/L
Analyte	**Result**	**MDL**	**Report Limit**	
Sodium	16.82	14	200	

CCB 5	Date: 21-Jan-2022 15:44	Seq: 6472688	D/F: 1	Units: ug/L
Analyte	**Result**	**MDL**	**Report Limit**	
Sodium	15.04	14	200	

CCB 6	Date: 21-Jan-2022 16:30	Seq: 6472738	D/F: 1	Units: ug/L
Analyte	**Result**	**MDL**	**Report Limit**	
Potassium	28.59	18	200	
Sodium	129.3	14	200	

CCB 7	Date: 21-Jan-2022 17:09	Seq: 6472833	D/F: 1	Units: ug/L
Analyte	**Result**	**MDL**	**Report Limit**	
Potassium	28.98	18	200	
Sodium	251.4	14	200	

CCB 8	Date: 21-Jan-2022 19:50	Seq: 6472836	D/F: 1	Units: ug/L
Analyte	**Result**	**MDL**	**Report Limit**	
Sodium	48.89	14	200	

CCB 9	Date: 21-Jan-2022 20:08	Seq: 6472845	D/F: 1	Units: ug/L
Analyte	**Result**	**MDL**	**Report Limit**	
Sodium	42.9	14	200	

CCB 10	Date: 21-Jan-2022 20:31	Seq: 6472857	D/F: 1	Units: ug/L
Analyte	**Result**	**MDL**	**Report Limit**	
Sodium	63.83	14	200	

CCB 11	Date: 21-Jan-2022 20:49	Seq: 6472867	D/F: 1	Units: ug/L
Analyte	**Result**	**MDL**	**Report Limit**	
Sodium	42.85	14	200	

CCB 12	Date: 21-Jan-2022 21:06	Seq: 6472880	D/F: 1	Units: ug/L
Analyte	**Result**	**MDL**	**Report Limit**	
Sodium	80.5	14	200	

CCB 13	Date: 21-Jan-2022 21:28	Seq: 6472891	D/F: 1	Units: ug/L
Analyte	**Result**	**MDL**	**Report Limit**	
Magnesium	15.04	10	200	
Potassium	33.61	18	200	
Sodium	620.9	14	200	

CCB 14	Date: 21-Jan-2022 21:48	Seq: 6472901	D/F: 1	Units: ug/L
Analyte	**Result**	**MDL**	**Report Limit**	
Sodium	441.5	14	200	

CCB 15	Date: 21-Jan-2022 22:16	Seq: 6472905	D/F: 1	Units: ug/L
Analyte	**Result**	**MDL**	**Report Limit**	
Sodium	141.4	14	200	

CCB 16	Date: 21-Jan-2022 22:32	Seq: 6472913	D/F: 1	Units: ug/L
Analyte	**Result**	**MDL**	**Report Limit**	

CCB EXCEPTIONS REPORT

Client: Golder Associates Inc.
Project: Houston TX-Wood Preserving Works
WorkOrder: HS22010380

Run ID:ICPMS06_400796
Instrument:ICPMS06
Method:SW6020A

Sodium	250.7	14	200

CCB 17 Date: 21-Jan-2022 23:15 Seq: 6472928 D/F: 1 Units: ug/L

Analyte	Result	MDL	Report Limit
Sodium	79.91	14	200

CCB 18 Date: 21-Jan-2022 23:35 Seq: 6472938 D/F: 1 Units: ug/L

Analyte	Result	MDL	Report Limit
Sodium	46.18	14	200

Client: Golder Associates Inc.
Project: Houston TX-Wood Preserving Works
Work Order: HS22010380

SAMPLE SUMMARY

Lab Samp ID	Client Sample ID	Matrix	TagNo	Collection Date	Date Received	Hold
HS22010380-01	WG-1620-TB03-20220110	Water	CG-121321-178	10-Jan-2022 00:00	11-Jan-2022 12:00	☐
HS22010380-02	WG-1620-MW54C-20220110	Groundwater		10-Jan-2022 08:20	11-Jan-2022 12:00	☐
HS22010380-03	WG-1620-FD01-20220110	Groundwater		10-Jan-2022 08:20	11-Jan-2022 12:00	☐
HS22010380-04	WG-1620-MW53C-20220110	Groundwater		10-Jan-2022 09:15	11-Jan-2022 12:00	☐
HS22010380-05	WG-1620-MW46C-20220110	Groundwater		10-Jan-2022 10:15	11-Jan-2022 12:00	☐
HS22010380-06	WG-1620-MW44C-20220110	Groundwater		10-Jan-2022 11:05	11-Jan-2022 12:00	☐
HS22010380-07	WG-1620-MW78A-20220110	Groundwater		10-Jan-2022 12:40	11-Jan-2022 12:00	☐
HS22010380-08	WG-1620-MW77A-20220110	Groundwater		10-Jan-2022 13:35	11-Jan-2022 12:00	☐
HS22010380-09	WG-1620-MW97A-20220110	Groundwater		10-Jan-2022 14:25	11-Jan-2022 12:00	☐
HS22010380-10	WG-1620-MW98A-20220110	Groundwater		10-Jan-2022 15:15	11-Jan-2022 12:00	☐
HS22010380-11	WG-1620-MW50A-20220110	Groundwater		10-Jan-2022 16:10	11-Jan-2022 12:00	☐
HS22010380-12	WG-1620-MW49A-20220110	Groundwater		10-Jan-2022 17:05	11-Jan-2022 12:00	☐

Client:	Golder Associates Inc.	**ANALYTICAL REPORT**
Project:	Houston TX-Wood Preserving Works	WorkOrder:HS22010380
Sample ID:	WG-1620-TB03-20220110	Lab ID:HS22010380-01
Collection Date:	10-Jan-2022 00:00	Matrix:Water

ANALYSES	RESULT	QUAL	SDL	MQL	UNITS	DILUTION FACTOR	DATE ANALYZED
LOW LEVEL VOLATILES BY SW8260C		**Method:SW8260**					Analyst: AKP
1,2-Dichloroethane	< 0.00020		0.00020	0.0010	mg/L	1	14-Jan-2022 21:23
Benzene	< 0.00020		0.00020	0.0010	mg/L	1	14-Jan-2022 21:23
Chlorobenzene	< 0.00030		0.00030	0.0010	mg/L	1	14-Jan-2022 21:23
Ethylbenzene	< 0.00030		0.00030	0.0010	mg/L	1	14-Jan-2022 21:23
Methylene chloride	< 0.0010		0.0010	0.0020	mg/L	1	14-Jan-2022 21:23
Toluene	< 0.00020		0.00020	0.0010	mg/L	1	14-Jan-2022 21:23
Xylenes, Total	< 0.00030		0.00030	0.0010	mg/L	1	14-Jan-2022 21:23
Surr: 1,2-Dichloroethane-d4	*86.6*			*70-126*	*%REC*	*1*	*14-Jan-2022 21:23*
Surr: 4-Bromofluorobenzene	*81.0*			*81-113*	*%REC*	*1*	*14-Jan-2022 21:23*
Surr: Dibromofluoromethane	*95.6*			*77-123*	*%REC*	*1*	*14-Jan-2022 21:23*
Surr: Toluene-d8	*99.8*			*82-127*	*%REC*	*1*	*14-Jan-2022 21:23*

Note: See Qualifiers Page for a list of qualifiers and their explanation.

Client:	Golder Associates Inc.	**ANALYTICAL REPORT**
Project:	Houston TX-Wood Preserving Works	WorkOrder:HS22010380
Sample ID:	WG-1620-MW54C-20220110	Lab ID:HS22010380-02
Collection Date:	10-Jan-2022 08:20	Matrix:Groundwater

ANALYSES	RESULT	QUAL	SDL	MQL	UNITS	DILUTION FACTOR	DATE ANALYZED
LOW LEVEL VOLATILES BY SW8260C		**Method:SW8260**					Analyst: AKP
1,2-Dichloroethane	< 0.00020		0.00020	0.0010	mg/L	1	14-Jan-2022 23:27
Benzene	< 0.00020		0.00020	0.0010	mg/L	1	14-Jan-2022 23:27
Chlorobenzene	< 0.00030		0.00030	0.0010	mg/L	1	14-Jan-2022 23:27
Ethylbenzene	< 0.00030		0.00030	0.0010	mg/L	1	14-Jan-2022 23:27
Methylene chloride	< 0.0010		0.0010	0.0020	mg/L	1	14-Jan-2022 23:27
Toluene	< 0.00020		0.00020	0.0010	mg/L	1	14-Jan-2022 23:27
Xylenes, Total	< 0.00030		0.00030	0.0010	mg/L	1	14-Jan-2022 23:27
Surr: 1,2-Dichloroethane-d4	*112*			*70-126*	*%REC*	*1*	*14-Jan-2022 23:27*
Surr: 4-Bromofluorobenzene	*95.0*			*81-113*	*%REC*	*1*	*14-Jan-2022 23:27*
Surr: Dibromofluoromethane	*103*			*77-123*	*%REC*	*1*	*14-Jan-2022 23:27*
Surr: Toluene-d8	*103*			*82-127*	*%REC*	*1*	*14-Jan-2022 23:27*

Note: See Qualifiers Page for a list of qualifiers and their explanation.

Client:	Golder Associates Inc.	**ANALYTICAL REPORT**
Project:	Houston TX-Wood Preserving Works	WorkOrder:HS22010380
Sample ID:	WG-1620-MW54C-20220110	Lab ID:HS22010380-02
Collection Date:	10-Jan-2022 08:20	Matrix:Groundwater

ANALYSES	RESULT	QUAL	SDL	MQL	UNITS	DILUTION FACTOR	DATE ANALYZED
LOW-LEVEL SEMIVOLATILES BY 8270D		**Method:SW8270**			Prep:SW3510 / 13-Jan-2022		Analyst: GEY
1,2-Diphenylhydrazine	< 0.000021		0.000021	0.00020	mg/L	1	25-Jan-2022 22:34
2,4-Dimethylphenol	< 0.000040		0.000040	0.00020	mg/L	1	25-Jan-2022 22:34
2,4-Dinitrotoluene	< 0.000058		0.000058	0.00020	mg/L	1	25-Jan-2022 22:34
2,6-Dinitrotoluene	< 0.000042		0.000042	0.00020	mg/L	1	25-Jan-2022 22:34
2-Chloronaphthalene	< 0.000021		0.000021	0.00020	mg/L	1	25-Jan-2022 22:34
2-Methylnaphthalene	**0.00060**		**0.000019**	**0.00010**	**mg/L**	1	25-Jan-2022 22:34
4,6-Dinitro-2-methylphenol	< 0.000020		0.000020	0.00020	mg/L	1	25-Jan-2022 22:34
4-Nitrophenol	< 0.000047		0.000047	0.0010	mg/L	1	25-Jan-2022 22:34
Acenaphthene	**0.016**		**0.00027**	**0.0010**	**mg/L**	10	26-Jan-2022 18:25
Acenaphthylene	**0.00018**		**0.000015**	**0.00010**	**mg/L**	1	25-Jan-2022 22:34
Anthracene	**0.00096**		**0.000014**	**0.00010**	**mg/L**	1	25-Jan-2022 22:34
Benz(a)anthracene	< 0.000050		0.000050	0.00010	mg/L	1	25-Jan-2022 22:34
Benzo(a)pyrene	< 0.000020		0.000020	0.00010	mg/L	1	25-Jan-2022 22:34
Bis(2-chloroethoxy)methane	< 0.000030		0.000030	0.00020	mg/L	1	25-Jan-2022 22:34
Bis(2-ethylhexyl)phthalate	< 0.000037		0.000037	0.00020	mg/L	1	25-Jan-2022 22:34
Chrysene	< 0.000021		0.000021	0.00010	mg/L	1	25-Jan-2022 22:34
Dibenzofuran	**0.0094**		**0.000020**	**0.00010**	**mg/L**	1	25-Jan-2022 22:34
Di-n-butyl phthalate	< 0.000020		0.000020	0.00020	mg/L	1	25-Jan-2022 22:34
Fluoranthene	**0.0016**		**0.000010**	**0.00010**	**mg/L**	1	25-Jan-2022 22:34
Fluorene	**0.0073**		**0.000030**	**0.00010**	**mg/L**	1	25-Jan-2022 22:34
Naphthalene	**0.0063**		**0.000020**	**0.00010**	**mg/L**	1	25-Jan-2022 22:34
Nitrobenzene	< 0.000024		0.000024	0.00020	mg/L	1	25-Jan-2022 22:34
N-Nitrosodiphenylamine	< 0.000025		0.000025	0.00020	mg/L	1	25-Jan-2022 22:34
Pentachlorophenol	< 0.000079		0.000079	0.00020	mg/L	1	25-Jan-2022 22:34
Phenanthrene	**0.0026**		**0.000021**	**0.00010**	**mg/L**	1	25-Jan-2022 22:34
Phenol	< 0.000035		0.000035	0.00020	mg/L	1	25-Jan-2022 22:34
Pyrene	**0.00081**		**0.000019**	**0.00010**	**mg/L**	1	25-Jan-2022 22:34
Surr: 2,4,6-Tribromophenol	*78.2*			*34-129*	*%REC*	*1*	*25-Jan-2022 22:34*
Surr: 2,4,6-Tribromophenol	*36.4*	*J*		*34-129*	*%REC*	*10*	*26-Jan-2022 18:25*
Surr: 2-Fluorobiphenyl	*80.0*			*40-125*	*%REC*	*10*	*26-Jan-2022 18:25*
Surr: 2-Fluorobiphenyl	*67.3*			*40-125*	*%REC*	*1*	*25-Jan-2022 22:34*
Surr: 2-Fluorophenol	*73.4*			*20-120*	*%REC*	*1*	*25-Jan-2022 22:34*
Surr: 2-Fluorophenol	*38.7*	*J*		*20-120*	*%REC*	*10*	*26-Jan-2022 18:25*
Surr: 4-Terphenyl-d14	*120*			*40-135*	*%REC*	*10*	*26-Jan-2022 18:25*
Surr: 4-Terphenyl-d14	*105*			*40-135*	*%REC*	*1*	*25-Jan-2022 22:34*
Surr: Nitrobenzene-d5	*72.4*			*41-120*	*%REC*	*1*	*25-Jan-2022 22:34*
Surr: Nitrobenzene-d5	*92.9*			*41-120*	*%REC*	*10*	*26-Jan-2022 18:25*
Surr: Phenol-d6	*35.4*	*J*		*20-120*	*%REC*	*10*	*26-Jan-2022 18:25*
Surr: Phenol-d6	*70.7*			*20-120*	*%REC*	*1*	*25-Jan-2022 22:34*

Note: See Qualifiers Page for a list of qualifiers and their explanation.

Client:	Golder Associates Inc.	**ANALYTICAL REPORT**
Project:	Houston TX-Wood Preserving Works	WorkOrder:HS22010380
Sample ID:	WG-1620-MW54C-20220110	Lab ID:HS22010380-02
Collection Date:	10-Jan-2022 08:20	Matrix:Groundwater

ANALYSES	RESULT	QUAL	SDL	MQL	UNITS	DILUTION FACTOR	DATE ANALYZED
ICP-MS METALS BY SW6020A		**Method:SW6020A**			Prep:SW3010A / 21-Jan-2022		Analyst: JHD
Arsenic	**0.00100**	J	**0.000400**	**0.00200**	**mg/L**	1	21-Jan-2022 20:10

Note: See Qualifiers Page for a list of qualifiers and their explanation.

Client:	Golder Associates Inc.	**ANALYTICAL REPORT**
Project:	Houston TX-Wood Preserving Works	WorkOrder:HS22010380
Sample ID:	WG-1620-FD01-20220110	Lab ID:HS22010380-03
Collection Date:	10-Jan-2022 08:20	Matrix:Groundwater

ANALYSES	RESULT	QUAL	SDL	MQL	UNITS	DILUTION FACTOR	DATE ANALYZED
LOW LEVEL VOLATILES BY SW8260C		**Method:SW8260**					Analyst: AKP
1,2-Dichloroethane	< 0.00020		0.00020	0.0010	mg/L	1	15-Jan-2022 00:52
Benzene	< 0.00020		0.00020	0.0010	mg/L	1	15-Jan-2022 00:52
Chlorobenzene	< 0.00030		0.00030	0.0010	mg/L	1	15-Jan-2022 00:52
Ethylbenzene	< 0.00030		0.00030	0.0010	mg/L	1	15-Jan-2022 00:52
Methylene chloride	< 0.0010		0.0010	0.0020	mg/L	1	15-Jan-2022 00:52
Toluene	< 0.00020		0.00020	0.0010	mg/L	1	15-Jan-2022 00:52
Xylenes, Total	< 0.00030		0.00030	0.0010	mg/L	1	15-Jan-2022 00:52
Surr: 1,2-Dichloroethane-d4	*84.9*			*70-126*	*%REC*	*1*	*15-Jan-2022 00:52*
Surr: 4-Bromofluorobenzene	*82.5*			*81-113*	*%REC*	*1*	*15-Jan-2022 00:52*
Surr: Dibromofluoromethane	*92.6*			*77-123*	*%REC*	*1*	*15-Jan-2022 00:52*
Surr: Toluene-d8	*100*			*82-127*	*%REC*	*1*	*15-Jan-2022 00:52*

Note: See Qualifiers Page for a list of qualifiers and their explanation.

Client:	Golder Associates Inc.	**ANALYTICAL REPORT**
Project:	Houston TX-Wood Preserving Works	WorkOrder:HS22010380
Sample ID:	WG-1620-FD01-20220110	Lab ID:HS22010380-03
Collection Date:	10-Jan-2022 08:20	Matrix:Groundwater

ANALYSES	RESULT	QUAL	SDL	MQL	UNITS	DILUTION FACTOR	DATE ANALYZED
LOW-LEVEL SEMIVOLATILES BY 8270D		**Method:SW8270**			Prep:SW3510 / 13-Jan-2022		Analyst: GEY
1,2-Diphenylhydrazine	< 0.000021		0.000021	0.00020	mg/L	1	25-Jan-2022 22:53
2,4-Dimethylphenol	< 0.000040		0.000040	0.00020	mg/L	1	25-Jan-2022 22:53
2,4-Dinitrotoluene	< 0.000058		0.000058	0.00020	mg/L	1	25-Jan-2022 22:53
2,6-Dinitrotoluene	< 0.000042		0.000042	0.00020	mg/L	1	25-Jan-2022 22:53
2-Chloronaphthalene	< 0.000021		0.000021	0.00020	mg/L	1	25-Jan-2022 22:53
2-Methylnaphthalene	**0.0012**		**0.000019**	**0.00010**	**mg/L**	1	25-Jan-2022 22:53
4,6-Dinitro-2-methylphenol	< 0.000020		0.000020	0.00020	mg/L	1	25-Jan-2022 22:53
4-Nitrophenol	< 0.000047		0.000047	0.0010	mg/L	1	25-Jan-2022 22:53
Acenaphthene	**0.030**		**0.00027**	**0.0010**	**mg/L**	10	26-Jan-2022 18:44
Acenaphthylene	**0.00033**		**0.000015**	**0.00010**	**mg/L**	1	25-Jan-2022 22:53
Anthracene	**0.0021**		**0.000014**	**0.00010**	**mg/L**	1	25-Jan-2022 22:53
Benz(a)anthracene	**0.000054**	J	**0.000050**	**0.00010**	**mg/L**	1	25-Jan-2022 22:53
Benzo(a)pyrene	**0.000040**	J	**0.000020**	**0.00010**	**mg/L**	1	25-Jan-2022 22:53
Bis(2-chloroethoxy)methane	< 0.000030		0.000030	0.00020	mg/L	1	25-Jan-2022 22:53
Bis(2-ethylhexyl)phthalate	**0.000092**	J	**0.000037**	**0.00020**	**mg/L**	1	25-Jan-2022 22:53
Chrysene	**0.000068**	J	**0.000021**	**0.00010**	**mg/L**	1	25-Jan-2022 22:53
Dibenzofuran	**0.024**		**0.00020**	**0.0010**	**mg/L**	10	26-Jan-2022 18:44
Di-n-butyl phthalate	< 0.000020		0.000020	0.00020	mg/L	1	25-Jan-2022 22:53
Fluoranthene	**0.0033**		**0.000010**	**0.00010**	**mg/L**	1	25-Jan-2022 22:53
Fluorene	**0.017**		**0.00030**	**0.0010**	**mg/L**	10	26-Jan-2022 18:44
Naphthalene	**0.015**		**0.00020**	**0.0010**	**mg/L**	10	26-Jan-2022 18:44
Nitrobenzene	< 0.000024		0.000024	0.00020	mg/L	1	25-Jan-2022 22:53
N-Nitrosodiphenylamine	< 0.000025		0.000025	0.00020	mg/L	1	25-Jan-2022 22:53
Pentachlorophenol	< 0.000079		0.000079	0.00020	mg/L	1	25-Jan-2022 22:53
Phenanthrene	**0.0058**		**0.000021**	**0.00010**	**mg/L**	1	25-Jan-2022 22:53
Phenol	< 0.000035		0.000035	0.00020	mg/L	1	25-Jan-2022 22:53
Pyrene	**0.0016**		**0.000019**	**0.00010**	**mg/L**	1	25-Jan-2022 22:53
Surr: 2,4,6-Tribromophenol	*81.2*			*34-129*	*%REC*	*1*	*25-Jan-2022 22:53*
Surr: 2,4,6-Tribromophenol	*56.6*			*34-129*	*%REC*	*10*	*26-Jan-2022 18:44*
Surr: 2-Fluorobiphenyl	*75.5*			*40-125*	*%REC*	*10*	*26-Jan-2022 18:44*
Surr: 2-Fluorobiphenyl	*64.1*			*40-125*	*%REC*	*1*	*25-Jan-2022 22:53*
Surr: 2-Fluorophenol	*67.9*			*20-120*	*%REC*	*1*	*25-Jan-2022 22:53*
Surr: 2-Fluorophenol	*37.7*	*J*		*20-120*	*%REC*	*10*	*26-Jan-2022 18:44*
Surr: 4-Terphenyl-d14	*114*			*40-135*	*%REC*	*10*	*26-Jan-2022 18:44*
Surr: 4-Terphenyl-d14	*99.4*			*40-135*	*%REC*	*1*	*25-Jan-2022 22:53*
Surr: Nitrobenzene-d5	*67.3*			*41-120*	*%REC*	*1*	*25-Jan-2022 22:53*
Surr: Nitrobenzene-d5	*77.7*			*41-120*	*%REC*	*10*	*26-Jan-2022 18:44*
Surr: Phenol-d6	*37.7*	*J*		*20-120*	*%REC*	*10*	*26-Jan-2022 18:44*
Surr: Phenol-d6	*64.8*			*20-120*	*%REC*	*1*	*25-Jan-2022 22:53*

Note: See Qualifiers Page for a list of qualifiers and their explanation.

Client:	Golder Associates Inc.	**ANALYTICAL REPORT**
Project:	Houston TX-Wood Preserving Works	WorkOrder:HS22010380
Sample ID:	WG-1620-FD01-20220110	Lab ID:HS22010380-03
Collection Date:	10-Jan-2022 08:20	Matrix:Groundwater

ANALYSES	RESULT	QUAL	SDL	MQL	UNITS	DILUTION FACTOR	DATE ANALYZED
ICP-MS METALS BY SW6020A		**Method:SW6020A**			Prep:SW3010A / 21-Jan-2022		Analyst: JHD
Arsenic	**0.000994**	J	**0.000400**	**0.00200**	**mg/L**	1	21-Jan-2022 20:12

Note: See Qualifiers Page for a list of qualifiers and their explanation.

Client:	Golder Associates Inc.	**ANALYTICAL REPORT**
Project:	Houston TX-Wood Preserving Works	WorkOrder:HS22010380
Sample ID:	WG-1620-MW53C-20220110	Lab ID:HS22010380-04
Collection Date:	10-Jan-2022 09:15	Matrix:Groundwater

ANALYSES	RESULT	QUAL	SDL	MQL	UNITS	DILUTION FACTOR	DATE ANALYZED
LOW LEVEL VOLATILES BY SW8260C		**Method:SW8260**					Analyst: AKP
1,2-Dichloroethane	< 0.00020		0.00020	0.0010	mg/L	1	15-Jan-2022 01:13
Benzene	< 0.00020		0.00020	0.0010	mg/L	1	15-Jan-2022 01:13
Chlorobenzene	< 0.00030		0.00030	0.0010	mg/L	1	15-Jan-2022 01:13
Ethylbenzene	< 0.00030		0.00030	0.0010	mg/L	1	15-Jan-2022 01:13
Methylene chloride	< 0.0010		0.0010	0.0020	mg/L	1	15-Jan-2022 01:13
Toluene	< 0.00020		0.00020	0.0010	mg/L	1	15-Jan-2022 01:13
Xylenes, Total	< 0.00030		0.00030	0.0010	mg/L	1	15-Jan-2022 01:13
Surr: 1,2-Dichloroethane-d4	*86.5*			*70-126*	*%REC*	*1*	*15-Jan-2022 01:13*
Surr: 4-Bromofluorobenzene	*81.4*			*81-113*	*%REC*	*1*	*15-Jan-2022 01:13*
Surr: Dibromofluoromethane	*95.3*			*77-123*	*%REC*	*1*	*15-Jan-2022 01:13*
Surr: Toluene-d8	*100*			*82-127*	*%REC*	*1*	*15-Jan-2022 01:13*

Note: See Qualifiers Page for a list of qualifiers and their explanation.

Client:	Golder Associates Inc.	**ANALYTICAL REPORT**
Project:	Houston TX-Wood Preserving Works	WorkOrder:HS22010380
Sample ID:	WG-1620-MW53C-20220110	Lab ID:HS22010380-04
Collection Date:	10-Jan-2022 09:15	Matrix:Groundwater

ANALYSES	RESULT	QUAL	SDL	MQL	UNITS	DILUTION FACTOR	DATE ANALYZED
LOW-LEVEL SEMIVOLATILES BY 8270D		**Method:SW8270**			Prep:SW3510 / 13-Jan-2022		Analyst: GEY
1,2-Diphenylhydrazine	< 0.000021		0.000021	0.00020	mg/L	1	25-Jan-2022 23:12
2,4-Dimethylphenol	< 0.000040		0.000040	0.00020	mg/L	1	25-Jan-2022 23:12
2,4-Dinitrotoluene	< 0.000058		0.000058	0.00020	mg/L	1	25-Jan-2022 23:12
2,6-Dinitrotoluene	< 0.000042		0.000042	0.00020	mg/L	1	25-Jan-2022 23:12
2-Chloronaphthalene	< 0.000021		0.000021	0.00020	mg/L	1	25-Jan-2022 23:12
2-Methylnaphthalene	< 0.000019		0.000019	0.00010	mg/L	1	25-Jan-2022 23:12
4,6-Dinitro-2-methylphenol	< 0.000020		0.000020	0.00020	mg/L	1	25-Jan-2022 23:12
4-Nitrophenol	< 0.000047		0.000047	0.0010	mg/L	1	25-Jan-2022 23:12
Acenaphthene	< 0.000027		0.000027	0.00010	mg/L	1	25-Jan-2022 23:12
Acenaphthylene	< 0.000015		0.000015	0.00010	mg/L	1	25-Jan-2022 23:12
Anthracene	< 0.000014		0.000014	0.00010	mg/L	1	25-Jan-2022 23:12
Benz(a)anthracene	< 0.000050		0.000050	0.00010	mg/L	1	25-Jan-2022 23:12
Benzo(a)pyrene	< 0.000020		0.000020	0.00010	mg/L	1	25-Jan-2022 23:12
Bis(2-chloroethoxy)methane	< 0.000030		0.000030	0.00020	mg/L	1	25-Jan-2022 23:12
Bis(2-ethylhexyl)phthalate	< 0.000037		0.000037	0.00020	mg/L	1	25-Jan-2022 23:12
Chrysene	< 0.000021		0.000021	0.00010	mg/L	1	25-Jan-2022 23:12
Dibenzofuran	< 0.000020		0.000020	0.00010	mg/L	1	25-Jan-2022 23:12
Di-n-butyl phthalate	< 0.000020		0.000020	0.00020	mg/L	1	25-Jan-2022 23:12
Fluoranthene	< 0.000010		0.000010	0.00010	mg/L	1	25-Jan-2022 23:12
Fluorene	< 0.000030		0.000030	0.00010	mg/L	1	25-Jan-2022 23:12
Naphthalene	**0.000047**	J	**0.000020**	**0.00010**	**mg/L**	1	25-Jan-2022 23:12
Nitrobenzene	< 0.000024		0.000024	0.00020	mg/L	1	25-Jan-2022 23:12
N-Nitrosodiphenylamine	< 0.000025		0.000025	0.00020	mg/L	1	25-Jan-2022 23:12
Pentachlorophenol	< 0.000079		0.000079	0.00020	mg/L	1	25-Jan-2022 23:12
Phenanthrene	< 0.000021		0.000021	0.00010	mg/L	1	25-Jan-2022 23:12
Phenol	< 0.000035		0.000035	0.00020	mg/L	1	25-Jan-2022 23:12
Pyrene	< 0.000019		0.000019	0.00010	mg/L	1	25-Jan-2022 23:12
Surr: 2,4,6-Tribromophenol	*88.6*			*34-129*	*%REC*	*1*	*25-Jan-2022 23:12*
Surr: 2-Fluorobiphenyl	*81.1*			*40-125*	*%REC*	*1*	*25-Jan-2022 23:12*
Surr: 2-Fluorophenol	*88.4*			*20-120*	*%REC*	*1*	*25-Jan-2022 23:12*
Surr: 4-Terphenyl-d14	*107*			*40-135*	*%REC*	*1*	*25-Jan-2022 23:12*
Surr: Nitrobenzene-d5	*87.6*			*41-120*	*%REC*	*1*	*25-Jan-2022 23:12*
Surr: Phenol-d6	*84.0*			*20-120*	*%REC*	*1*	*25-Jan-2022 23:12*
ICP-MS METALS BY SW6020A		**Method:SW6020A**			Prep:SW3010A / 21-Jan-2022		Analyst: JHD
Arsenic	**0.000504**	J	**0.000400**	**0.00200**	**mg/L**	1	21-Jan-2022 20:14

Note: See Qualifiers Page for a list of qualifiers and their explanation.

Client:	Golder Associates Inc.	**ANALYTICAL REPORT**
Project:	Houston TX-Wood Preserving Works	WorkOrder:HS22010380
Sample ID:	WG-1620-MW46C-20220110	Lab ID:HS22010380-05
Collection Date:	10-Jan-2022 10:15	Matrix:Groundwater

ANALYSES	RESULT	QUAL	SDL	MQL	UNITS	DILUTION FACTOR	DATE ANALYZED
LOW LEVEL VOLATILES BY SW8260C		**Method:SW8260**					Analyst: AKP
1,2-Dichloroethane	< 0.0010		0.0010	0.0050	mg/L	5	15-Jan-2022 03:42
Benzene	**0.0035**	J	**0.0010**	**0.0050**	**mg/L**	5	15-Jan-2022 03:42
Chlorobenzene	< 0.0015		0.0015	0.0050	mg/L	5	15-Jan-2022 03:42
Ethylbenzene	**0.0059**		**0.0015**	**0.0050**	**mg/L**	5	15-Jan-2022 03:42
Methylene chloride	< 0.0050		0.0050	0.010	mg/L	5	15-Jan-2022 03:42
Toluene	< 0.0010		0.0010	0.0050	mg/L	5	15-Jan-2022 03:42
Xylenes, Total	**0.014**		**0.0015**	**0.0050**	**mg/L**	5	15-Jan-2022 03:42
Surr: 1,2-Dichloroethane-d4	*85.9*			*70-126*	*%REC*	*5*	*15-Jan-2022 03:42*
Surr: 4-Bromofluorobenzene	*82.7*			*81-113*	*%REC*	*5*	*15-Jan-2022 03:42*
Surr: Dibromofluoromethane	*94.5*			*77-123*	*%REC*	*5*	*15-Jan-2022 03:42*
Surr: Toluene-d8	*98.1*			*82-127*	*%REC*	*5*	*15-Jan-2022 03:42*

Note: See Qualifiers Page for a list of qualifiers and their explanation.

Client:	Golder Associates Inc.	**ANALYTICAL REPORT**
Project:	Houston TX-Wood Preserving Works	WorkOrder:HS22010380
Sample ID:	WG-1620-MW46C-20220110	Lab ID:HS22010380-05
Collection Date:	10-Jan-2022 10:15	Matrix:Groundwater

ANALYSES	RESULT	QUAL	SDL	MQL	UNITS	DILUTION FACTOR	DATE ANALYZED
LOW-LEVEL SEMIVOLATILES BY 8270D		**Method:SW8270**			Prep:SW3510 / 13-Jan-2022		Analyst: GEY
1,2-Diphenylhydrazine	< 0.00021		0.00021	0.0020	mg/L	10	25-Jan-2022 23:30
2,4-Dimethylphenol	**0.016**		**0.00040**	**0.0020**	**mg/L**	10	25-Jan-2022 23:30
2,4-Dinitrotoluene	< 0.00058		0.00058	0.0020	mg/L	10	25-Jan-2022 23:30
2,6-Dinitrotoluene	< 0.00042		0.00042	0.0020	mg/L	10	25-Jan-2022 23:30
2-Chloronaphthalene	< 0.00021		0.00021	0.0020	mg/L	10	25-Jan-2022 23:30
2-Methylnaphthalene	**0.053**		**0.00019**	**0.0010**	**mg/L**	10	25-Jan-2022 23:30
4,6-Dinitro-2-methylphenol	< 0.00020		0.00020	0.0020	mg/L	10	25-Jan-2022 23:30
4-Nitrophenol	< 0.00047		0.00047	0.010	mg/L	10	25-Jan-2022 23:30
Acenaphthene	**0.055**		**0.00027**	**0.0010**	**mg/L**	10	25-Jan-2022 23:30
Acenaphthylene	**0.00087**	J	**0.00015**	**0.0010**	**mg/L**	10	25-Jan-2022 23:30
Anthracene	**0.081**		**0.00014**	**0.0010**	**mg/L**	10	25-Jan-2022 23:30
Benz(a)anthracene	**0.0036**		**0.00050**	**0.0010**	**mg/L**	10	25-Jan-2022 23:30
Benzo(a)pyrene	**0.0013**		**0.00020**	**0.0010**	**mg/L**	10	25-Jan-2022 23:30
Bis(2-chloroethoxy)methane	< 0.00030		0.00030	0.0020	mg/L	10	25-Jan-2022 23:30
Bis(2-ethylhexyl)phthalate	**0.0020**		**0.00037**	**0.0020**	**mg/L**	10	25-Jan-2022 23:30
Chrysene	**0.0032**		**0.00021**	**0.0010**	**mg/L**	10	25-Jan-2022 23:30
Dibenzofuran	**0.052**		**0.00020**	**0.0010**	**mg/L**	10	25-Jan-2022 23:30
Di-n-butyl phthalate	< 0.00020		0.00020	0.0020	mg/L	10	25-Jan-2022 23:30
Fluoranthene	**0.022**		**0.00010**	**0.0010**	**mg/L**	10	25-Jan-2022 23:30
Fluorene	**0.047**		**0.00030**	**0.0010**	**mg/L**	10	25-Jan-2022 23:30
Naphthalene	**0.18**		**0.0020**	**0.010**	**mg/L**	100	26-Jan-2022 19:02
Nitrobenzene	< 0.00024		0.00024	0.0020	mg/L	10	25-Jan-2022 23:30
N-Nitrosodiphenylamine	< 0.00025		0.00025	0.0020	mg/L	10	25-Jan-2022 23:30
Pentachlorophenol	< 0.00079		0.00079	0.0020	mg/L	10	25-Jan-2022 23:30
Phenanthrene	**0.099**		**0.00021**	**0.0010**	**mg/L**	10	25-Jan-2022 23:30
Phenol	< 0.00035		0.00035	0.0020	mg/L	10	25-Jan-2022 23:30
Pyrene	**0.014**		**0.00019**	**0.0010**	**mg/L**	10	25-Jan-2022 23:30
Surr: 2,4,6-Tribromophenol	*108*			*34-129*	*%REC*	*10*	*25-Jan-2022 23:30*
Surr: 2,4,6-Tribromophenol	*0*	*JS*		*34-129*	*%REC*	*100*	*26-Jan-2022 19:02*
Surr: 2-Fluorobiphenyl	*0*	*JS*		*40-125*	*%REC*	*100*	*26-Jan-2022 19:02*
Surr: 2-Fluorobiphenyl	*89.7*			*40-125*	*%REC*	*10*	*25-Jan-2022 23:30*
Surr: 2-Fluorophenol	*97.5*			*20-120*	*%REC*	*10*	*25-Jan-2022 23:30*
Surr: 2-Fluorophenol	*0*	*JS*		*20-120*	*%REC*	*100*	*26-Jan-2022 19:02*
Surr: 4-Terphenyl-d14	*0*	*JS*		*40-135*	*%REC*	*100*	*26-Jan-2022 19:02*
Surr: 4-Terphenyl-d14	*108*			*40-135*	*%REC*	*10*	*25-Jan-2022 23:30*
Surr: Nitrobenzene-d5	*92.2*			*41-120*	*%REC*	*10*	*25-Jan-2022 23:30*
Surr: Nitrobenzene-d5	*0*	*JS*		*41-120*	*%REC*	*100*	*26-Jan-2022 19:02*
Surr: Phenol-d6	*0*	*JS*		*20-120*	*%REC*	*100*	*26-Jan-2022 19:02*
Surr: Phenol-d6	*85.4*			*20-120*	*%REC*	*10*	*25-Jan-2022 23:30*

Note: See Qualifiers Page for a list of qualifiers and their explanation.

Client:	Golder Associates Inc.	**ANALYTICAL REPORT**
Project:	Houston TX-Wood Preserving Works	WorkOrder:HS22010380
Sample ID:	WG-1620-MW46C-20220110	Lab ID:HS22010380-05
Collection Date:	10-Jan-2022 10:15	Matrix:Groundwater

ANALYSES	RESULT	QUAL	SDL	MQL	UNITS	DILUTION FACTOR	DATE ANALYZED
ICP-MS METALS BY SW6020A		**Method:SW6020A**			Prep:SW3010A / 21-Jan-2022		Analyst: JHD
Arsenic	**0.00110**	J	**0.000400**	**0.00200**	**mg/L**	1	21-Jan-2022 23:03

Note: See Qualifiers Page for a list of qualifiers and their explanation.

Client:	Golder Associates Inc.	**ANALYTICAL REPORT**
Project:	Houston TX-Wood Preserving Works	WorkOrder:HS22010380
Sample ID:	WG-1620-MW44C-20220110	Lab ID:HS22010380-06
Collection Date:	10-Jan-2022 11:05	Matrix:Groundwater

ANALYSES	RESULT	QUAL	SDL	MQL	UNITS	DILUTION FACTOR	DATE ANALYZED
LOW LEVEL VOLATILES BY SW8260C		**Method:SW8260**					Analyst: AKP
1,2-Dichloroethane	< 0.00020		0.00020	0.0010	mg/L	1	15-Jan-2022 01:34
Benzene	< 0.00020		0.00020	0.0010	mg/L	1	15-Jan-2022 01:34
Chlorobenzene	< 0.00030		0.00030	0.0010	mg/L	1	15-Jan-2022 01:34
Ethylbenzene	< 0.00030		0.00030	0.0010	mg/L	1	15-Jan-2022 01:34
Methylene chloride	< 0.0010		0.0010	0.0020	mg/L	1	15-Jan-2022 01:34
Toluene	< 0.00020		0.00020	0.0010	mg/L	1	15-Jan-2022 01:34
Xylenes, Total	< 0.00030		0.00030	0.0010	mg/L	1	15-Jan-2022 01:34
Surr: 1,2-Dichloroethane-d4	*87.1*			*70-126*	*%REC*	*1*	*15-Jan-2022 01:34*
Surr: 4-Bromofluorobenzene	*82.5*			*81-113*	*%REC*	*1*	*15-Jan-2022 01:34*
Surr: Dibromofluoromethane	*96.4*			*77-123*	*%REC*	*1*	*15-Jan-2022 01:34*
Surr: Toluene-d8	*99.9*			*82-127*	*%REC*	*1*	*15-Jan-2022 01:34*

Note: See Qualifiers Page for a list of qualifiers and their explanation.

Client:	Golder Associates Inc.	**ANALYTICAL REPORT**
Project:	Houston TX-Wood Preserving Works	WorkOrder:HS22010380
Sample ID:	WG-1620-MW44C-20220110	Lab ID:HS22010380-06
Collection Date:	10-Jan-2022 11:05	Matrix:Groundwater

ANALYSES	RESULT	QUAL	SDL	MQL	UNITS	DILUTION FACTOR	DATE ANALYZED
LOW-LEVEL SEMIVOLATILES BY 8270D		**Method:SW8270**			Prep:SW3510 / 13-Jan-2022		Analyst: GEY
1,2-Diphenylhydrazine	< 0.000021		0.000021	0.00020	mg/L	1	25-Jan-2022 23:49
2,4-Dimethylphenol	**0.00023**		**0.000040**	**0.00020**	**mg/L**	1	25-Jan-2022 23:49
2,4-Dinitrotoluene	< 0.000058		0.000058	0.00020	mg/L	1	25-Jan-2022 23:49
2,6-Dinitrotoluene	< 0.000042		0.000042	0.00020	mg/L	1	25-Jan-2022 23:49
2-Chloronaphthalene	< 0.000021		0.000021	0.00020	mg/L	1	25-Jan-2022 23:49
2-Methylnaphthalene	**0.00036**		**0.000019**	**0.00010**	**mg/L**	1	25-Jan-2022 23:49
4,6-Dinitro-2-methylphenol	< 0.000020		0.000020	0.00020	mg/L	1	25-Jan-2022 23:49
4-Nitrophenol	< 0.000047		0.000047	0.0010	mg/L	1	25-Jan-2022 23:49
Acenaphthene	**0.00014**		**0.000027**	**0.00010**	**mg/L**	1	25-Jan-2022 23:49
Acenaphthylene	< 0.000015		0.000015	0.00010	mg/L	1	25-Jan-2022 23:49
Anthracene	**0.000035**	J	**0.000014**	**0.00010**	**mg/L**	1	25-Jan-2022 23:49
Benz(a)anthracene	< 0.000050		0.000050	0.00010	mg/L	1	25-Jan-2022 23:49
Benzo(a)pyrene	< 0.000020		0.000020	0.00010	mg/L	1	25-Jan-2022 23:49
Bis(2-chloroethoxy)methane	< 0.000030		0.000030	0.00020	mg/L	1	25-Jan-2022 23:49
Bis(2-ethylhexyl)phthalate	**0.000078**	J	**0.000037**	**0.00020**	**mg/L**	1	25-Jan-2022 23:49
Chrysene	< 0.000021		0.000021	0.00010	mg/L	1	25-Jan-2022 23:49
Dibenzofuran	**0.00013**		**0.000020**	**0.00010**	**mg/L**	1	25-Jan-2022 23:49
Di-n-butyl phthalate	< 0.000020		0.000020	0.00020	mg/L	1	25-Jan-2022 23:49
Fluoranthene	**0.000091**	J	**0.000010**	**0.00010**	**mg/L**	1	25-Jan-2022 23:49
Fluorene	**0.000087**	J	**0.000030**	**0.00010**	**mg/L**	1	25-Jan-2022 23:49
Naphthalene	**0.0034**		**0.000020**	**0.00010**	**mg/L**	1	25-Jan-2022 23:49
Nitrobenzene	< 0.000024		0.000024	0.00020	mg/L	1	25-Jan-2022 23:49
N-Nitrosodiphenylamine	< 0.000025		0.000025	0.00020	mg/L	1	25-Jan-2022 23:49
Pentachlorophenol	< 0.000079		0.000079	0.00020	mg/L	1	25-Jan-2022 23:49
Phenanthrene	**0.00014**		**0.000021**	**0.00010**	**mg/L**	1	25-Jan-2022 23:49
Phenol	< 0.000035		0.000035	0.00020	mg/L	1	25-Jan-2022 23:49
Pyrene	**0.000065**	J	**0.000019**	**0.00010**	**mg/L**	1	25-Jan-2022 23:49
Surr: 2,4,6-Tribromophenol	*81.6*			*34-129*	*%REC*	*1*	*25-Jan-2022 23:49*
Surr: 2-Fluorobiphenyl	*75.4*			*40-125*	*%REC*	*1*	*25-Jan-2022 23:49*
Surr: 2-Fluorophenol	*78.8*			*20-120*	*%REC*	*1*	*25-Jan-2022 23:49*
Surr: 4-Terphenyl-d14	*108*			*40-135*	*%REC*	*1*	*25-Jan-2022 23:49*
Surr: Nitrobenzene-d5	*76.5*			*41-120*	*%REC*	*1*	*25-Jan-2022 23:49*
Surr: Phenol-d6	*76.5*			*20-120*	*%REC*	*1*	*25-Jan-2022 23:49*
ICP-MS METALS BY SW6020A		**Method:SW6020A**			Prep:SW3010A / 21-Jan-2022		Analyst: JHD
Arsenic	**0.0151**		**0.000400**	**0.00200**	**mg/L**	1	21-Jan-2022 20:18

Note: See Qualifiers Page for a list of qualifiers and their explanation.

Client:	Golder Associates Inc.	**ANALYTICAL REPORT**
Project:	Houston TX-Wood Preserving Works	WorkOrder:HS22010380
Sample ID:	WG-1620-MW78A-20220110	Lab ID:HS22010380-07
Collection Date:	10-Jan-2022 12:40	Matrix:Groundwater

ANALYSES	RESULT	QUAL	SDL	MQL	UNITS	DILUTION FACTOR	DATE ANALYZED
LOW LEVEL VOLATILES BY SW8260C		**Method:SW8260**					Analyst: AKP
1,2-Dichloroethane	< 0.0010		0.0010	0.0050	mg/L	5	15-Jan-2022 04:06
Benzene	**0.27**		**0.0010**	**0.0050**	**mg/L**	5	15-Jan-2022 04:06
Chlorobenzene	< 0.0015		0.0015	0.0050	mg/L	5	15-Jan-2022 04:06
Ethylbenzene	**0.17**		**0.0015**	**0.0050**	**mg/L**	5	15-Jan-2022 04:06
Methylene chloride	< 0.0050		0.0050	0.010	mg/L	5	15-Jan-2022 04:06
Toluene	**0.48**		**0.0010**	**0.0050**	**mg/L**	5	15-Jan-2022 04:06
Xylenes, Total	**0.44**		**0.0015**	**0.0050**	**mg/L**	5	15-Jan-2022 04:06
Surr: 1,2-Dichloroethane-d4	*84.5*			*70-126*	*%REC*	*5*	*15-Jan-2022 04:06*
Surr: 4-Bromofluorobenzene	*88.6*			*81-113*	*%REC*	*5*	*15-Jan-2022 04:06*
Surr: Dibromofluoromethane	*93.6*			*77-123*	*%REC*	*5*	*15-Jan-2022 04:06*
Surr: Toluene-d8	*99.3*			*82-127*	*%REC*	*5*	*15-Jan-2022 04:06*

Note: See Qualifiers Page for a list of qualifiers and their explanation.

Client:	Golder Associates Inc.	**ANALYTICAL REPORT**
Project:	Houston TX-Wood Preserving Works	WorkOrder:HS22010380
Sample ID:	WG-1620-MW78A-20220110	Lab ID:HS22010380-07
Collection Date:	10-Jan-2022 12:40	Matrix:Groundwater

ANALYSES	RESULT	QUAL	SDL	MQL	UNITS	DILUTION FACTOR	DATE ANALYZED
LOW-LEVEL SEMIVOLATILES BY 8270D		**Method:SW8270**			Prep:SW3510 / 13-Jan-2022		Analyst: GEY
1,2-Diphenylhydrazine	< 0.00021		0.00021	0.0020	mg/L	10	26-Jan-2022 19:21
2,4-Dimethylphenol	**1.9**		**0.040**	**0.20**	**mg/L**	1000	26-Jan-2022 19:58
2,4-Dinitrotoluene	< 0.00058		0.00058	0.0020	mg/L	10	26-Jan-2022 19:21
2,6-Dinitrotoluene	< 0.00042		0.00042	0.0020	mg/L	10	26-Jan-2022 19:21
2-Chloronaphthalene	< 0.00021		0.00021	0.0020	mg/L	10	26-Jan-2022 19:21
2-Methylnaphthalene	**0.32**		**0.0019**	**0.010**	**mg/L**	100	26-Jan-2022 19:40
4,6-Dinitro-2-methylphenol	**0.0019**	J	**0.00020**	**0.0020**	**mg/L**	10	26-Jan-2022 19:21
4-Nitrophenol	< 0.00047		0.00047	0.010	mg/L	10	26-Jan-2022 19:21
Acenaphthene	**0.25**		**0.0027**	**0.010**	**mg/L**	100	26-Jan-2022 19:40
Acenaphthylene	**0.0035**		**0.00015**	**0.0010**	**mg/L**	10	26-Jan-2022 19:21
Anthracene	**0.017**		**0.00014**	**0.0010**	**mg/L**	10	26-Jan-2022 19:21
Benz(a)anthracene	**0.00068**	J	**0.00050**	**0.0010**	**mg/L**	10	26-Jan-2022 19:21
Benzo(a)pyrene	< 0.00020		0.00020	0.0010	mg/L	10	26-Jan-2022 19:21
Bis(2-chloroethoxy)methane	< 0.00030		0.00030	0.0020	mg/L	10	26-Jan-2022 19:21
Bis(2-ethylhexyl)phthalate	< 0.00037		0.00037	0.0020	mg/L	10	26-Jan-2022 19:21
Chrysene	**0.00055**	J	**0.00021**	**0.0010**	**mg/L**	10	26-Jan-2022 19:21
Dibenzofuran	**0.20**		**0.0020**	**0.010**	**mg/L**	100	26-Jan-2022 19:40
Di-n-butyl phthalate	< 0.00020		0.00020	0.0020	mg/L	10	26-Jan-2022 19:21
Fluoranthene	**0.011**		**0.00010**	**0.0010**	**mg/L**	10	26-Jan-2022 19:21
Fluorene	**0.17**		**0.0030**	**0.010**	**mg/L**	100	26-Jan-2022 19:40
Naphthalene	**8.0**		**0.020**	**0.10**	**mg/L**	1000	26-Jan-2022 19:58
Nitrobenzene	< 0.00024		0.00024	0.0020	mg/L	10	26-Jan-2022 19:21
N-Nitrosodiphenylamine	< 0.00025		0.00025	0.0020	mg/L	10	26-Jan-2022 19:21
Pentachlorophenol	< 0.00079		0.00079	0.0020	mg/L	10	26-Jan-2022 19:21
Phenanthrene	**0.13**		**0.0021**	**0.010**	**mg/L**	100	26-Jan-2022 19:40
Phenol	**0.036**		**0.00035**	**0.0020**	**mg/L**	10	26-Jan-2022 19:21
Pyrene	**0.0054**		**0.00019**	**0.0010**	**mg/L**	10	26-Jan-2022 19:21
Surr: 2,4,6-Tribromophenol	*105*			*34-129*	*%REC*	*10*	*26-Jan-2022 19:21*
Surr: 2,4,6-Tribromophenol	*0*	*JS*		*34-129*	*%REC*	*100*	*26-Jan-2022 19:40*
Surr: 2,4,6-Tribromophenol	*0*	*JS*		*34-129*	*%REC*	*1000*	*26-Jan-2022 19:58*
Surr: 2-Fluorobiphenyl	*0*	*JS*		*40-125*	*%REC*	*100*	*26-Jan-2022 19:40*
Surr: 2-Fluorobiphenyl	*0*	*JS*		*40-125*	*%REC*	*1000*	*26-Jan-2022 19:58*
Surr: 2-Fluorobiphenyl	*97.2*			*40-125*	*%REC*	*10*	*26-Jan-2022 19:21*
Surr: 2-Fluorophenol	*89.2*			*20-120*	*%REC*	*10*	*26-Jan-2022 19:21*
Surr: 2-Fluorophenol	*0*	*JS*		*20-120*	*%REC*	*100*	*26-Jan-2022 19:40*
Surr: 2-Fluorophenol	*0*	*JS*		*20-120*	*%REC*	*1000*	*26-Jan-2022 19:58*
Surr: 4-Terphenyl-d14	*119*			*40-135*	*%REC*	*10*	*26-Jan-2022 19:21*
Surr: 4-Terphenyl-d14	*0*	*JS*		*40-135*	*%REC*	*100*	*26-Jan-2022 19:40*
Surr: 4-Terphenyl-d14	*0*	*JS*		*40-135*	*%REC*	*1000*	*26-Jan-2022 19:58*

Note: See Qualifiers Page for a list of qualifiers and their explanation.

Client:	Golder Associates Inc.	**ANALYTICAL REPORT**
Project:	Houston TX-Wood Preserving Works	WorkOrder:HS22010380
Sample ID:	WG-1620-MW78A-20220110	Lab ID:HS22010380-07
Collection Date:	10-Jan-2022 12:40	Matrix:Groundwater

ANALYSES	RESULT	QUAL	SDL	MQL	UNITS	DILUTION FACTOR	DATE ANALYZED
LOW-LEVEL SEMIVOLATILES BY 8270D		**Method:SW8270**			Prep:SW3510 / 13-Jan-2022		Analyst: GEY
Surr: Nitrobenzene-d5	*41.3*			*41-120*	*%REC*	*10*	*26-Jan-2022 19:21*
Surr: Nitrobenzene-d5	*0*	*JS*		*41-120*	*%REC*	*100*	*26-Jan-2022 19:40*
Surr: Nitrobenzene-d5	*0*	*JS*		*41-120*	*%REC*	*1000*	*26-Jan-2022 19:58*
Surr: Phenol-d6	*76.5*			*20-120*	*%REC*	*10*	*26-Jan-2022 19:21*
Surr: Phenol-d6	*0*	*JS*		*20-120*	*%REC*	*100*	*26-Jan-2022 19:40*
Surr: Phenol-d6	*0*	*JS*		*20-120*	*%REC*	*1000*	*26-Jan-2022 19:58*
ICP-MS METALS BY SW6020A		**Method:SW6020A**			Prep:SW3010A / 21-Jan-2022		Analyst: JHD
Arsenic	**0.0276**		**0.000400**	**0.00200**	**mg/L**	1	21-Jan-2022 23:05
Calcium	**80.2**		**0.340**	**5.00**	**mg/L**	10	21-Jan-2022 20:20
Iron	**14.7**		**0.0120**	**0.200**	**mg/L**	1	21-Jan-2022 23:05
Magnesium	**18.9**		**0.0100**	**0.200**	**mg/L**	1	21-Jan-2022 23:05
Manganese	**1.83**		**0.00700**	**0.0500**	**mg/L**	10	21-Jan-2022 20:20
Potassium	**5.91**		**0.0180**	**0.200**	**mg/L**	1	21-Jan-2022 23:05
Sodium	**144**		**0.140**	**2.00**	**mg/L**	10	21-Jan-2022 20:20
ALKALINITY BY SM 2320B-2011		**Method:SM2320B**					Analyst: TH
Alkalinity, Bicarbonate (As CaCO3)	**464**		**5.00**	**5.00**	**mg/L**	1	14-Jan-2022 07:37
Alkalinity, Carbonate (As CaCO3)	< 5.00		5.00	5.00	mg/L	1	14-Jan-2022 07:37
Alkalinity, Total (As CaCO3)	**464**		**5.00**	**5.00**	**mg/L**	1	14-Jan-2022 07:37
ANIONS BY SW9056A		**Method:SW9056**					Analyst: YP
Chloride	**145**		**2.00**	**5.00**	**mg/L**	10	12-Jan-2022 16:27
Nitrogen, Nitrate (As N)	**0.0447**	J	**0.0300**	**0.100**	**mg/L**	1	11-Jan-2022 18:52
Nitrogen, Nitrite (As N)	< 0.0300		0.0300	0.100	mg/L	1	11-Jan-2022 18:52
Sulfate	< 0.200		0.200	0.500	mg/L	1	11-Jan-2022 18:52

Note: See Qualifiers Page for a list of qualifiers and their explanation.

Client:	Golder Associates Inc.	**ANALYTICAL REPORT**
Project:	Houston TX-Wood Preserving Works	WorkOrder:HS22010380
Sample ID:	WG-1620-MW77A-20220110	Lab ID:HS22010380-08
Collection Date:	10-Jan-2022 13:35	Matrix:Groundwater

ANALYSES	RESULT	QUAL	SDL	MQL	UNITS	DILUTION FACTOR	DATE ANALYZED
LOW LEVEL VOLATILES BY SW8260C		**Method:SW8260**					Analyst: AKP
1,2-Dichloroethane	< 0.0010		0.0010	0.0050	mg/L	5	15-Jan-2022 04:29
Benzene	**0.054**		**0.0010**	**0.0050**	**mg/L**	5	15-Jan-2022 04:29
Chlorobenzene	< 0.0015		0.0015	0.0050	mg/L	5	15-Jan-2022 04:29
Ethylbenzene	**0.051**		**0.0015**	**0.0050**	**mg/L**	5	15-Jan-2022 04:29
Methylene chloride	< 0.0050		0.0050	0.010	mg/L	5	15-Jan-2022 04:29
Toluene	**0.0083**		**0.0010**	**0.0050**	**mg/L**	5	15-Jan-2022 04:29
Xylenes, Total	**0.060**		**0.0015**	**0.0050**	**mg/L**	5	15-Jan-2022 04:29
Surr: 1,2-Dichloroethane-d4	*88.6*			*70-126*	*%REC*	*5*	*15-Jan-2022 04:29*
Surr: 4-Bromofluorobenzene	*85.2*			*81-113*	*%REC*	*5*	*15-Jan-2022 04:29*
Surr: Dibromofluoromethane	*95.9*			*77-123*	*%REC*	*5*	*15-Jan-2022 04:29*
Surr: Toluene-d8	*96.9*			*82-127*	*%REC*	*5*	*15-Jan-2022 04:29*

Note: See Qualifiers Page for a list of qualifiers and their explanation.

Client:	Golder Associates Inc.	**ANALYTICAL REPORT**
Project:	Houston TX-Wood Preserving Works	WorkOrder:HS22010380
Sample ID:	WG-1620-MW77A-20220110	Lab ID:HS22010380-08
Collection Date:	10-Jan-2022 13:35	Matrix:Groundwater

ANALYSES	RESULT	QUAL	SDL	MQL	UNITS	DILUTION FACTOR	DATE ANALYZED
LOW-LEVEL SEMIVOLATILES BY 8270D		**Method:SW8270**			Prep:SW3510 / 13-Jan-2022		Analyst: GEY
1,2-Diphenylhydrazine	< 0.000021		0.000021	0.00020	mg/L	1	26-Jan-2022 00:27
2,4-Dimethylphenol	**0.027**		**0.00040**	**0.0020**	**mg/L**	10	26-Jan-2022 20:17
2,4-Dinitrotoluene	< 0.000058		0.000058	0.00020	mg/L	1	26-Jan-2022 00:27
2,6-Dinitrotoluene	< 0.000042		0.000042	0.00020	mg/L	1	26-Jan-2022 00:27
2-Chloronaphthalene	< 0.000021		0.000021	0.00020	mg/L	1	26-Jan-2022 00:27
2-Methylnaphthalene	**0.15**		**0.0019**	**0.010**	**mg/L**	100	26-Jan-2022 20:36
4,6-Dinitro-2-methylphenol	< 0.000020		0.000020	0.00020	mg/L	1	26-Jan-2022 00:27
4-Nitrophenol	< 0.000047		0.000047	0.0010	mg/L	1	26-Jan-2022 00:27
Acenaphthene	**0.087**		**0.00027**	**0.0010**	**mg/L**	10	26-Jan-2022 20:17
Acenaphthylene	**0.0013**		**0.000015**	**0.00010**	**mg/L**	1	26-Jan-2022 00:27
Anthracene	**0.0026**		**0.000014**	**0.00010**	**mg/L**	1	26-Jan-2022 00:27
Benz(a)anthracene	< 0.000050		0.000050	0.00010	mg/L	1	26-Jan-2022 00:27
Benzo(a)pyrene	< 0.000020		0.000020	0.00010	mg/L	1	26-Jan-2022 00:27
Bis(2-chloroethoxy)methane	< 0.000030		0.000030	0.00020	mg/L	1	26-Jan-2022 00:27
Bis(2-ethylhexyl)phthalate	< 0.000037		0.000037	0.00020	mg/L	1	26-Jan-2022 00:27
Chrysene	< 0.000021		0.000021	0.00010	mg/L	1	26-Jan-2022 00:27
Dibenzofuran	**0.054**		**0.00020**	**0.0010**	**mg/L**	10	26-Jan-2022 20:17
Di-n-butyl phthalate	< 0.000020		0.000020	0.00020	mg/L	1	26-Jan-2022 00:27
Fluoranthene	**0.00063**		**0.000010**	**0.00010**	**mg/L**	1	26-Jan-2022 00:27
Fluorene	**0.047**		**0.00030**	**0.0010**	**mg/L**	10	26-Jan-2022 20:17
Naphthalene	**4.4**		**0.020**	**0.10**	**mg/L**	1000	26-Jan-2022 20:55
Nitrobenzene	< 0.000024		0.000024	0.00020	mg/L	1	26-Jan-2022 00:27
N-Nitrosodiphenylamine	< 0.000025		0.000025	0.00020	mg/L	1	26-Jan-2022 00:27
Pentachlorophenol	< 0.000079		0.000079	0.00020	mg/L	1	26-Jan-2022 00:27
Phenanthrene	**0.019**		**0.00021**	**0.0010**	**mg/L**	10	26-Jan-2022 20:17
Phenol	< 0.000035		0.000035	0.00020	mg/L	1	26-Jan-2022 00:27
Pyrene	**0.00028**		**0.000019**	**0.00010**	**mg/L**	1	26-Jan-2022 00:27
Surr: 2,4,6-Tribromophenol	*85.6*			*34-129*	*%REC*	*1*	*26-Jan-2022 00:27*
Surr: 2,4,6-Tribromophenol	*79.2*			*34-129*	*%REC*	*10*	*26-Jan-2022 20:17*
Surr: 2,4,6-Tribromophenol	*0*	*JS*		*34-129*	*%REC*	*100*	*26-Jan-2022 20:36*
Surr: 2,4,6-Tribromophenol	*0*	*JS*		*34-129*	*%REC*	*1000*	*26-Jan-2022 20:55*
Surr: 2-Fluorobiphenyl	*0*	*JS*		*40-125*	*%REC*	*100*	*26-Jan-2022 20:36*
Surr: 2-Fluorobiphenyl	*0*	*JS*		*40-125*	*%REC*	*1000*	*26-Jan-2022 20:55*
Surr: 2-Fluorobiphenyl	*83.7*			*40-125*	*%REC*	*10*	*26-Jan-2022 20:17*
Surr: 2-Fluorobiphenyl	*84.0*			*40-125*	*%REC*	*1*	*26-Jan-2022 00:27*
Surr: 2-Fluorophenol	*91.1*			*20-120*	*%REC*	*1*	*26-Jan-2022 00:27*
Surr: 2-Fluorophenol	*30.8*	*J*		*20-120*	*%REC*	*10*	*26-Jan-2022 20:17*
Surr: 2-Fluorophenol	*0*	*JS*		*20-120*	*%REC*	*100*	*26-Jan-2022 20:36*
Surr: 2-Fluorophenol	*0*	*JS*		*20-120*	*%REC*	*1000*	*26-Jan-2022 20:55*

Note: See Qualifiers Page for a list of qualifiers and their explanation.

Client:	Golder Associates Inc.	**ANALYTICAL REPORT**
Project:	Houston TX-Wood Preserving Works	WorkOrder:HS22010380
Sample ID:	WG-1620-MW77A-20220110	Lab ID:HS22010380-08
Collection Date:	10-Jan-2022 13:35	Matrix:Groundwater

ANALYSES	RESULT	QUAL	SDL	MQL	UNITS	DILUTION FACTOR	DATE ANALYZED
LOW-LEVEL SEMIVOLATILES BY 8270D		**Method:SW8270**			Prep:SW3510 / 13-Jan-2022		Analyst: GEY
Surr: 4-Terphenyl-d14	*0*	*JS*		*40-135*	*%REC*	*100*	*26-Jan-2022 20:36*
Surr: 4-Terphenyl-d14	*0*	*JS*		*40-135*	*%REC*	*1000*	*26-Jan-2022 20:55*
Surr: 4-Terphenyl-d14	*100*			*40-135*	*%REC*	*10*	*26-Jan-2022 20:17*
Surr: 4-Terphenyl-d14	*92.8*			*40-135*	*%REC*	*1*	*26-Jan-2022 00:27*
Surr: Nitrobenzene-d5	*70.7*			*41-120*	*%REC*	*10*	*26-Jan-2022 20:17*
Surr: Nitrobenzene-d5	*112*			*41-120*	*%REC*	*1*	*26-Jan-2022 00:27*
Surr: Nitrobenzene-d5	*0*	*JS*		*41-120*	*%REC*	*100*	*26-Jan-2022 20:36*
Surr: Nitrobenzene-d5	*0*	*JS*		*41-120*	*%REC*	*1000*	*26-Jan-2022 20:55*
Surr: Phenol-d6	*0*	*JS*		*20-120*	*%REC*	*100*	*26-Jan-2022 20:36*
Surr: Phenol-d6	*0*	*JS*		*20-120*	*%REC*	*1000*	*26-Jan-2022 20:55*
Surr: Phenol-d6	*83.9*			*20-120*	*%REC*	*1*	*26-Jan-2022 00:27*
Surr: Phenol-d6	*54.9*			*20-120*	*%REC*	*10*	*26-Jan-2022 20:17*
ICP-MS METALS BY SW6020A		**Method:SW6020A**			Prep:SW3010A / 21-Jan-2022		Analyst: JHD
Arsenic	**0.0239**		**0.000400**	**0.00200**	**mg/L**	1	21-Jan-2022 20:22
Calcium	**90.8**		**0.0340**	**0.500**	**mg/L**	1	21-Jan-2022 20:22
Iron	**4.05**		**0.0120**	**0.200**	**mg/L**	1	21-Jan-2022 20:22
Magnesium	**22.3**		**0.0100**	**0.200**	**mg/L**	1	21-Jan-2022 20:22
Manganese	**1.46**		**0.000700**	**0.00500**	**mg/L**	1	21-Jan-2022 20:22
Potassium	**0.314**		**0.0180**	**0.200**	**mg/L**	1	21-Jan-2022 20:22
Sodium	**106**		**0.0140**	**0.200**	**mg/L**	1	21-Jan-2022 20:22
ALKALINITY BY SM 2320B-2011		**Method:SM2320B**					Analyst: TH
Alkalinity, Bicarbonate (As CaCO3)	**434**		**5.00**	**5.00**	**mg/L**	1	14-Jan-2022 07:43
Alkalinity, Carbonate (As CaCO3)	< 5.00		5.00	5.00	mg/L	1	14-Jan-2022 07:43
Alkalinity, Total (As CaCO3)	**434**		**5.00**	**5.00**	**mg/L**	1	14-Jan-2022 07:43
ANIONS BY SW9056A		**Method:SW9056**					Analyst: YP
Chloride	**125**		**2.00**	**5.00**	**mg/L**	10	12-Jan-2022 16:49
Nitrogen, Nitrate (As N)	**0.0434**	J	**0.0300**	**0.100**	**mg/L**	1	11-Jan-2022 18:59
Nitrogen, Nitrite (As N)	< 0.0300		0.0300	0.100	mg/L	1	11-Jan-2022 18:59
Sulfate	< 0.200		0.200	0.500	mg/L	1	11-Jan-2022 18:59

Note: See Qualifiers Page for a list of qualifiers and their explanation.

Client:	Golder Associates Inc.	**ANALYTICAL REPORT**
Project:	Houston TX-Wood Preserving Works	WorkOrder:HS22010380
Sample ID:	WG-1620-MW97A-20220110	Lab ID:HS22010380-09
Collection Date:	10-Jan-2022 14:25	Matrix:Groundwater

ANALYSES	RESULT	QUAL	SDL	MQL	UNITS	DILUTION FACTOR	DATE ANALYZED
LOW LEVEL VOLATILES BY SW8260C		**Method:SW8260**					Analyst: AKP
1,2-Dichloroethane	< 0.0010		0.0010	0.0050	mg/L	5	15-Jan-2022 04:53
Benzene	< 0.0010		0.0010	0.0050	mg/L	5	15-Jan-2022 04:53
Chlorobenzene	< 0.0015		0.0015	0.0050	mg/L	5	15-Jan-2022 04:53
Ethylbenzene	< 0.0015		0.0015	0.0050	mg/L	5	15-Jan-2022 04:53
Methylene chloride	< 0.0050		0.0050	0.010	mg/L	5	15-Jan-2022 04:53
Toluene	< 0.0010		0.0010	0.0050	mg/L	5	15-Jan-2022 04:53
Xylenes, Total	< 0.0015		0.0015	0.0050	mg/L	5	15-Jan-2022 04:53
Surr: 1,2-Dichloroethane-d4	*88.5*			*70-126*	*%REC*	*5*	*15-Jan-2022 04:53*
Surr: 4-Bromofluorobenzene	*84.1*			*81-113*	*%REC*	*5*	*15-Jan-2022 04:53*
Surr: Dibromofluoromethane	*95.5*			*77-123*	*%REC*	*5*	*15-Jan-2022 04:53*
Surr: Toluene-d8	*100*			*82-127*	*%REC*	*5*	*15-Jan-2022 04:53*

Note: See Qualifiers Page for a list of qualifiers and their explanation.

Client:	Golder Associates Inc.	**ANALYTICAL REPORT**
Project:	Houston TX-Wood Preserving Works	WorkOrder:HS22010380
Sample ID:	WG-1620-MW97A-20220110	Lab ID:HS22010380-09
Collection Date:	10-Jan-2022 14:25	Matrix:Groundwater

ANALYSES	RESULT	QUAL	SDL	MQL	UNITS	DILUTION FACTOR	DATE ANALYZED
LOW-LEVEL SEMIVOLATILES BY 8270D		**Method:SW8270**			Prep:SW3510 / 13-Jan-2022		Analyst: GEY
1,2-Diphenylhydrazine	< 0.000021		0.000021	0.00020	mg/L	1	26-Jan-2022 00:45
2,4-Dimethylphenol	< 0.000040		0.000040	0.00020	mg/L	1	26-Jan-2022 00:45
2,4-Dinitrotoluene	< 0.000058		0.000058	0.00020	mg/L	1	26-Jan-2022 00:45
2,6-Dinitrotoluene	< 0.000042		0.000042	0.00020	mg/L	1	26-Jan-2022 00:45
2-Chloronaphthalene	< 0.000021		0.000021	0.00020	mg/L	1	26-Jan-2022 00:45
2-Methylnaphthalene	< 0.000019		0.000019	0.00010	mg/L	1	26-Jan-2022 00:45
4,6-Dinitro-2-methylphenol	< 0.000020		0.000020	0.00020	mg/L	1	26-Jan-2022 00:45
4-Nitrophenol	< 0.000047		0.000047	0.0010	mg/L	1	26-Jan-2022 00:45
Acenaphthene	< 0.000027		0.000027	0.00010	mg/L	1	26-Jan-2022 00:45
Acenaphthylene	< 0.000015		0.000015	0.00010	mg/L	1	26-Jan-2022 00:45
Anthracene	< 0.000014		0.000014	0.00010	mg/L	1	26-Jan-2022 00:45
Benz(a)anthracene	< 0.000050		0.000050	0.00010	mg/L	1	26-Jan-2022 00:45
Benzo(a)pyrene	< 0.000020		0.000020	0.00010	mg/L	1	26-Jan-2022 00:45
Bis(2-chloroethoxy)methane	< 0.000030		0.000030	0.00020	mg/L	1	26-Jan-2022 00:45
Bis(2-ethylhexyl)phthalate	**0.000058**	J	**0.000037**	**0.00020**	**mg/L**	1	26-Jan-2022 00:45
Chrysene	< 0.000021		0.000021	0.00010	mg/L	1	26-Jan-2022 00:45
Dibenzofuran	< 0.000020		0.000020	0.00010	mg/L	1	26-Jan-2022 00:45
Di-n-butyl phthalate	< 0.000020		0.000020	0.00020	mg/L	1	26-Jan-2022 00:45
Fluoranthene	< 0.000010		0.000010	0.00010	mg/L	1	26-Jan-2022 00:45
Fluorene	< 0.000030		0.000030	0.00010	mg/L	1	26-Jan-2022 00:45
Naphthalene	< 0.000020		0.000020	0.00010	mg/L	1	26-Jan-2022 00:45
Nitrobenzene	< 0.000024		0.000024	0.00020	mg/L	1	26-Jan-2022 00:45
N-Nitrosodiphenylamine	< 0.000025		0.000025	0.00020	mg/L	1	26-Jan-2022 00:45
Pentachlorophenol	< 0.000079		0.000079	0.00020	mg/L	1	26-Jan-2022 00:45
Phenanthrene	< 0.000021		0.000021	0.00010	mg/L	1	26-Jan-2022 00:45
Phenol	< 0.000035		0.000035	0.00020	mg/L	1	26-Jan-2022 00:45
Pyrene	< 0.000019		0.000019	0.00010	mg/L	1	26-Jan-2022 00:45
Surr: 2,4,6-Tribromophenol	*103*			*34-129*	*%REC*	*1*	*26-Jan-2022 00:45*
Surr: 2-Fluorobiphenyl	*94.5*			*40-125*	*%REC*	*1*	*26-Jan-2022 00:45*
Surr: 2-Fluorophenol	*84.8*			*20-120*	*%REC*	*1*	*26-Jan-2022 00:45*
Surr: 4-Terphenyl-d14	*108*			*40-135*	*%REC*	*1*	*26-Jan-2022 00:45*
Surr: Nitrobenzene-d5	*85.0*			*41-120*	*%REC*	*1*	*26-Jan-2022 00:45*
Surr: Phenol-d6	*65.6*			*20-120*	*%REC*	*1*	*26-Jan-2022 00:45*

Note: See Qualifiers Page for a list of qualifiers and their explanation.

Client:	Golder Associates Inc.	**ANALYTICAL REPORT**
Project:	Houston TX-Wood Preserving Works	WorkOrder:HS22010380
Sample ID:	WG-1620-MW97A-20220110	Lab ID:HS22010380-09
Collection Date:	10-Jan-2022 14:25	Matrix:Groundwater

ANALYSES	RESULT	QUAL	SDL	MQL	UNITS	DILUTION FACTOR	DATE ANALYZED
ICP-MS METALS BY SW6020A		**Method:SW6020A**			Prep:SW3010A / 21-Jan-2022		Analyst: JHD
Arsenic	**0.000907**	J	**0.000400**	**0.00200**	**mg/L**	1	21-Jan-2022 20:23
Calcium	**160**		**0.0340**	**0.500**	**mg/L**	1	21-Jan-2022 20:23
Iron	**0.998**		**0.0120**	**0.200**	**mg/L**	1	21-Jan-2022 20:23
Magnesium	**37.7**		**0.0100**	**0.200**	**mg/L**	1	21-Jan-2022 20:23
Manganese	**0.104**		**0.000700**	**0.00500**	**mg/L**	1	21-Jan-2022 20:23
Potassium	**0.953**		**0.0180**	**0.200**	**mg/L**	1	21-Jan-2022 20:23
Sodium	**179**		**0.0140**	**0.200**	**mg/L**	1	21-Jan-2022 20:23
ALKALINITY BY SM 2320B-2011		**Method:SM2320B**					Analyst: TH
Alkalinity, Bicarbonate (As CaCO3)	**590**		**5.00**	**5.00**	**mg/L**	1	14-Jan-2022 07:50
Alkalinity, Carbonate (As CaCO3)	< 5.00		5.00	5.00	mg/L	1	14-Jan-2022 07:50
Alkalinity, Total (As CaCO3)	**590**		**5.00**	**5.00**	**mg/L**	1	14-Jan-2022 07:50
ANIONS BY SW9056A		**Method:SW9056**					Analyst: YP
Chloride	**222**		**2.00**	**5.00**	**mg/L**	10	12-Jan-2022 16:57
Nitrogen, Nitrate (As N)	**0.0817**	J	**0.0300**	**0.100**	**mg/L**	1	11-Jan-2022 19:07
Nitrogen, Nitrite (As N)	< 0.0300		0.0300	0.100	mg/L	1	11-Jan-2022 19:07
Sulfate	**61.0**		**0.200**	**0.500**	**mg/L**	1	11-Jan-2022 19:07

Note: See Qualifiers Page for a list of qualifiers and their explanation.

Client:	Golder Associates Inc.	**ANALYTICAL REPORT**
Project:	Houston TX-Wood Preserving Works	WorkOrder:HS22010380
Sample ID:	WG-1620-MW98A-20220110	Lab ID:HS22010380-10
Collection Date:	10-Jan-2022 15:15	Matrix:Groundwater

ANALYSES	RESULT	QUAL	SDL	MQL	UNITS	DILUTION FACTOR	DATE ANALYZED
LOW LEVEL VOLATILES BY SW8260C		**Method:SW8260**					Analyst: AKP
1,2-Dichloroethane	< 0.00020		0.00020	0.0010	mg/L	1	15-Jan-2022 01:55
Benzene	< 0.00020		0.00020	0.0010	mg/L	1	15-Jan-2022 01:55
Chlorobenzene	< 0.00030		0.00030	0.0010	mg/L	1	15-Jan-2022 01:55
Ethylbenzene	< 0.00030		0.00030	0.0010	mg/L	1	15-Jan-2022 01:55
Methylene chloride	< 0.0010		0.0010	0.0020	mg/L	1	15-Jan-2022 01:55
Toluene	< 0.00020		0.00020	0.0010	mg/L	1	15-Jan-2022 01:55
Xylenes, Total	< 0.00030		0.00030	0.0010	mg/L	1	15-Jan-2022 01:55
Surr: 1,2-Dichloroethane-d4	*86.9*			*70-126*	*%REC*	*1*	*15-Jan-2022 01:55*
Surr: 4-Bromofluorobenzene	*83.2*			*81-113*	*%REC*	*1*	*15-Jan-2022 01:55*
Surr: Dibromofluoromethane	*92.9*			*77-123*	*%REC*	*1*	*15-Jan-2022 01:55*
Surr: Toluene-d8	*98.7*			*82-127*	*%REC*	*1*	*15-Jan-2022 01:55*

Note: See Qualifiers Page for a list of qualifiers and their explanation.

Client:	Golder Associates Inc.	**ANALYTICAL REPORT**
Project:	Houston TX-Wood Preserving Works	WorkOrder:HS22010380
Sample ID:	WG-1620-MW98A-20220110	Lab ID:HS22010380-10
Collection Date:	10-Jan-2022 15:15	Matrix:Groundwater

ANALYSES	RESULT	QUAL	SDL	MQL	UNITS	DILUTION FACTOR	DATE ANALYZED
LOW-LEVEL SEMIVOLATILES BY 8270D		**Method:SW8270**			Prep:SW3510 / 13-Jan-2022		Analyst: GEY
1,2-Diphenylhydrazine	< 0.000021		0.000021	0.00020	mg/L	1	26-Jan-2022 17:10
2,4-Dimethylphenol	< 0.000040		0.000040	0.00020	mg/L	1	26-Jan-2022 17:10
2,4-Dinitrotoluene	< 0.000058		0.000058	0.00020	mg/L	1	26-Jan-2022 17:10
2,6-Dinitrotoluene	< 0.000042		0.000042	0.00020	mg/L	1	26-Jan-2022 17:10
2-Chloronaphthalene	< 0.000021		0.000021	0.00020	mg/L	1	26-Jan-2022 17:10
2-Methylnaphthalene	< 0.000019		0.000019	0.00010	mg/L	1	26-Jan-2022 17:10
4,6-Dinitro-2-methylphenol	< 0.000020		0.000020	0.00020	mg/L	1	26-Jan-2022 17:10
4-Nitrophenol	< 0.000047		0.000047	0.0010	mg/L	1	26-Jan-2022 17:10
Acenaphthene	< 0.000027		0.000027	0.00010	mg/L	1	26-Jan-2022 17:10
Acenaphthylene	< 0.000015		0.000015	0.00010	mg/L	1	26-Jan-2022 17:10
Anthracene	< 0.000014		0.000014	0.00010	mg/L	1	26-Jan-2022 17:10
Benz(a)anthracene	< 0.000050		0.000050	0.00010	mg/L	1	26-Jan-2022 17:10
Benzo(a)pyrene	< 0.000020		0.000020	0.00010	mg/L	1	26-Jan-2022 17:10
Bis(2-chloroethoxy)methane	< 0.000030		0.000030	0.00020	mg/L	1	26-Jan-2022 17:10
Bis(2-ethylhexyl)phthalate	< 0.000037		0.000037	0.00020	mg/L	1	26-Jan-2022 17:10
Chrysene	< 0.000021		0.000021	0.00010	mg/L	1	26-Jan-2022 17:10
Dibenzofuran	< 0.000020		0.000020	0.00010	mg/L	1	26-Jan-2022 17:10
Di-n-butyl phthalate	< 0.000020		0.000020	0.00020	mg/L	1	26-Jan-2022 17:10
Fluoranthene	< 0.000010		0.000010	0.00010	mg/L	1	26-Jan-2022 17:10
Fluorene	< 0.000030		0.000030	0.00010	mg/L	1	26-Jan-2022 17:10
Naphthalene	**0.000092**	J	**0.000020**	**0.00010**	**mg/L**	1	26-Jan-2022 17:10
Nitrobenzene	< 0.000024		0.000024	0.00020	mg/L	1	26-Jan-2022 17:10
N-Nitrosodiphenylamine	< 0.000025		0.000025	0.00020	mg/L	1	26-Jan-2022 17:10
Pentachlorophenol	< 0.000079		0.000079	0.00020	mg/L	1	26-Jan-2022 17:10
Phenanthrene	< 0.000021		0.000021	0.00010	mg/L	1	26-Jan-2022 17:10
Phenol	< 0.000035		0.000035	0.00020	mg/L	1	26-Jan-2022 17:10
Pyrene	< 0.000019		0.000019	0.00010	mg/L	1	26-Jan-2022 17:10
Surr: 2,4,6-Tribromophenol	*92.7*			*34-129*	*%REC*	*1*	*26-Jan-2022 17:10*
Surr: 2-Fluorobiphenyl	*84.9*			*40-125*	*%REC*	*1*	*26-Jan-2022 17:10*
Surr: 2-Fluorophenol	*71.7*			*20-120*	*%REC*	*1*	*26-Jan-2022 17:10*
Surr: 4-Terphenyl-d14	*106*			*40-135*	*%REC*	*1*	*26-Jan-2022 17:10*
Surr: Nitrobenzene-d5	*81.9*			*41-120*	*%REC*	*1*	*26-Jan-2022 17:10*
Surr: Phenol-d6	*53.2*			*20-120*	*%REC*	*1*	*26-Jan-2022 17:10*

Note: See Qualifiers Page for a list of qualifiers and their explanation.

Client:	Golder Associates Inc.	**ANALYTICAL REPORT**
Project:	Houston TX-Wood Preserving Works	WorkOrder:HS22010380
Sample ID:	WG-1620-MW98A-20220110	Lab ID:HS22010380-10
Collection Date:	10-Jan-2022 15:15	Matrix:Groundwater

ANALYSES	RESULT	QUAL	SDL	MQL	UNITS	DILUTION FACTOR	DATE ANALYZED
ICP-MS METALS BY SW6020A		**Method:SW6020A**			Prep:SW3010A / 21-Jan-2022		Analyst: JHD
Arsenic	**0.0134**		**0.000400**	**0.00200**	**mg/L**	1	21-Jan-2022 20:25
Calcium	**205**		**0.680**	**10.0**	**mg/L**	20	21-Jan-2022 23:09
Iron	**3.97**		**0.0120**	**0.200**	**mg/L**	1	21-Jan-2022 20:25
Magnesium	**48.3**		**0.0100**	**0.200**	**mg/L**	1	21-Jan-2022 20:25
Manganese	**2.25**		**0.0140**	**0.100**	**mg/L**	20	21-Jan-2022 23:09
Potassium	**0.941**		**0.0180**	**0.200**	**mg/L**	1	21-Jan-2022 20:25
Sodium	**157**		**0.0140**	**0.200**	**mg/L**	1	21-Jan-2022 20:25
ALKALINITY BY SM 2320B-2011		**Method:SM2320B**					Analyst: TH
Alkalinity, Bicarbonate (As CaCO3)	**777**		**5.00**	**5.00**	**mg/L**	1	14-Jan-2022 07:58
Alkalinity, Carbonate (As CaCO3)	< 5.00		5.00	5.00	mg/L	1	14-Jan-2022 07:58
Alkalinity, Total (As CaCO3)	**777**		**5.00**	**5.00**	**mg/L**	1	14-Jan-2022 07:58
ANIONS BY SW9056A		**Method:SW9056**					Analyst: YP
Chloride	**204**		**2.00**	**5.00**	**mg/L**	10	12-Jan-2022 17:04
Nitrogen, Nitrate (As N)	**0.0481**	J	**0.0300**	**0.100**	**mg/L**	1	11-Jan-2022 19:29
Nitrogen, Nitrite (As N)	< 0.0300		0.0300	0.100	mg/L	1	11-Jan-2022 19:29
Sulfate	**131**		**2.00**	**5.00**	**mg/L**	10	12-Jan-2022 17:04

Note: See Qualifiers Page for a list of qualifiers and their explanation.

Client:	Golder Associates Inc.	**ANALYTICAL REPORT**
Project:	Houston TX-Wood Preserving Works	WorkOrder:HS22010380
Sample ID:	WG-1620-MW50A-20220110	Lab ID:HS22010380-11
Collection Date:	10-Jan-2022 16:10	Matrix:Groundwater

ANALYSES	RESULT	QUAL	SDL	MQL	UNITS	DILUTION FACTOR	DATE ANALYZED
LOW LEVEL VOLATILES BY SW8260C		**Method:SW8260**					Analyst: AKP
1,2-Dichloroethane	< 0.00020		0.00020	0.0010	mg/L	1	14-Jan-2022 22:26
Benzene	< 0.00020		0.00020	0.0010	mg/L	1	14-Jan-2022 22:26
Chlorobenzene	< 0.00030		0.00030	0.0010	mg/L	1	14-Jan-2022 22:26
Ethylbenzene	< 0.00030		0.00030	0.0010	mg/L	1	14-Jan-2022 22:26
Methylene chloride	< 0.0010		0.0010	0.0020	mg/L	1	14-Jan-2022 22:26
Toluene	< 0.00020		0.00020	0.0010	mg/L	1	14-Jan-2022 22:26
Xylenes, Total	< 0.00030		0.00030	0.0010	mg/L	1	14-Jan-2022 22:26
Surr: 1,2-Dichloroethane-d4	*87.3*			*70-126*	*%REC*	*1*	*14-Jan-2022 22:26*
Surr: 4-Bromofluorobenzene	*82.4*			*81-113*	*%REC*	*1*	*14-Jan-2022 22:26*
Surr: Dibromofluoromethane	*93.7*			*77-123*	*%REC*	*1*	*14-Jan-2022 22:26*
Surr: Toluene-d8	*99.8*			*82-127*	*%REC*	*1*	*14-Jan-2022 22:26*

Note: See Qualifiers Page for a list of qualifiers and their explanation.

Client:	Golder Associates Inc.	**ANALYTICAL REPORT**
Project:	Houston TX-Wood Preserving Works	WorkOrder:HS22010380
Sample ID:	WG-1620-MW50A-20220110	Lab ID:HS22010380-11
Collection Date:	10-Jan-2022 16:10	Matrix:Groundwater

ANALYSES	RESULT	QUAL	SDL	MQL	UNITS	DILUTION FACTOR	DATE ANALYZED
LOW-LEVEL SEMIVOLATILES BY 8270D		**Method:SW8270**			Prep:SW3510 / 13-Jan-2022		Analyst: GEY
1,2-Diphenylhydrazine	< 0.000021		0.000021	0.00020	mg/L	1	26-Jan-2022 01:23
2,4-Dimethylphenol	< 0.000040		0.000040	0.00020	mg/L	1	26-Jan-2022 01:23
2,4-Dinitrotoluene	< 0.000058		0.000058	0.00020	mg/L	1	26-Jan-2022 01:23
2,6-Dinitrotoluene	< 0.000042		0.000042	0.00020	mg/L	1	26-Jan-2022 01:23
2-Chloronaphthalene	< 0.000021		0.000021	0.00020	mg/L	1	26-Jan-2022 01:23
2-Methylnaphthalene	< 0.000019		0.000019	0.00010	mg/L	1	26-Jan-2022 01:23
4,6-Dinitro-2-methylphenol	< 0.000020		0.000020	0.00020	mg/L	1	26-Jan-2022 01:23
4-Nitrophenol	< 0.000047		0.000047	0.0010	mg/L	1	26-Jan-2022 01:23
Acenaphthene	< 0.000027		0.000027	0.00010	mg/L	1	26-Jan-2022 01:23
Acenaphthylene	< 0.000015		0.000015	0.00010	mg/L	1	26-Jan-2022 01:23
Anthracene	< 0.000014		0.000014	0.00010	mg/L	1	26-Jan-2022 01:23
Benz(a)anthracene	< 0.000050		0.000050	0.00010	mg/L	1	26-Jan-2022 01:23
Benzo(a)pyrene	< 0.000020		0.000020	0.00010	mg/L	1	26-Jan-2022 01:23
Bis(2-chloroethoxy)methane	< 0.000030		0.000030	0.00020	mg/L	1	26-Jan-2022 01:23
Bis(2-ethylhexyl)phthalate	< 0.000037		0.000037	0.00020	mg/L	1	26-Jan-2022 01:23
Chrysene	< 0.000021		0.000021	0.00010	mg/L	1	26-Jan-2022 01:23
Dibenzofuran	< 0.000020		0.000020	0.00010	mg/L	1	26-Jan-2022 01:23
Di-n-butyl phthalate	< 0.000020		0.000020	0.00020	mg/L	1	26-Jan-2022 01:23
Fluoranthene	< 0.000010		0.000010	0.00010	mg/L	1	26-Jan-2022 01:23
Fluorene	< 0.000030		0.000030	0.00010	mg/L	1	26-Jan-2022 01:23
Naphthalene	**0.000082**	J	**0.000020**	**0.00010**	**mg/L**	1	26-Jan-2022 01:23
Nitrobenzene	< 0.000024		0.000024	0.00020	mg/L	1	26-Jan-2022 01:23
N-Nitrosodiphenylamine	< 0.000025		0.000025	0.00020	mg/L	1	26-Jan-2022 01:23
Pentachlorophenol	< 0.000079		0.000079	0.00020	mg/L	1	26-Jan-2022 01:23
Phenanthrene	< 0.000021		0.000021	0.00010	mg/L	1	26-Jan-2022 01:23
Phenol	< 0.000035		0.000035	0.00020	mg/L	1	26-Jan-2022 01:23
Pyrene	< 0.000019		0.000019	0.00010	mg/L	1	26-Jan-2022 01:23
Surr: 2,4,6-Tribromophenol	*88.2*			*34-129*	*%REC*	*1*	*26-Jan-2022 01:23*
Surr: 2-Fluorobiphenyl	*81.2*			*40-125*	*%REC*	*1*	*26-Jan-2022 01:23*
Surr: 2-Fluorophenol	*78.1*			*20-120*	*%REC*	*1*	*26-Jan-2022 01:23*
Surr: 4-Terphenyl-d14	*101*			*40-135*	*%REC*	*1*	*26-Jan-2022 01:23*
Surr: Nitrobenzene-d5	*84.1*			*41-120*	*%REC*	*1*	*26-Jan-2022 01:23*
Surr: Phenol-d6	*65.1*			*20-120*	*%REC*	*1*	*26-Jan-2022 01:23*

Note: See Qualifiers Page for a list of qualifiers and their explanation.

Client:	Golder Associates Inc.	**ANALYTICAL REPORT**
Project:	Houston TX-Wood Preserving Works	WorkOrder:HS22010380
Sample ID:	WG-1620-MW50A-20220110	Lab ID:HS22010380-11
Collection Date:	10-Jan-2022 16:10	Matrix:Groundwater

ANALYSES	RESULT	QUAL	SDL	MQL	UNITS	DILUTION FACTOR	DATE ANALYZED
ICP-MS METALS BY SW6020A		**Method:SW6020A**			Prep:SW3010A / 21-Jan-2022		Analyst: JHD
Arsenic	< 0.000400		0.000400	0.00200	mg/L	1	21-Jan-2022 19:56
Calcium	**52.6**		**0.0340**	**0.500**	**mg/L**	1	21-Jan-2022 19:56
Iron	**0.0303**	J	**0.0120**	**0.200**	**mg/L**	1	21-Jan-2022 19:56
Magnesium	**5.57**		**0.0100**	**0.200**	**mg/L**	1	21-Jan-2022 19:56
Manganese	**0.0332**		**0.000700**	**0.00500**	**mg/L**	1	21-Jan-2022 19:56
Potassium	**1.92**		**0.0180**	**0.200**	**mg/L**	1	21-Jan-2022 19:56
Sodium	**9.96**		**0.0140**	**0.200**	**mg/L**	1	21-Jan-2022 19:56
ALKALINITY BY SM 2320B-2011		**Method:SM2320B**					Analyst: TH
Alkalinity, Bicarbonate (As CaCO3)	**110**		**5.00**	**5.00**	**mg/L**	1	14-Jan-2022 07:23
Alkalinity, Carbonate (As CaCO3)	< 5.00		5.00	5.00	mg/L	1	14-Jan-2022 07:23
Alkalinity, Total (As CaCO3)	**111**		**5.00**	**5.00**	**mg/L**	1	14-Jan-2022 07:23
ANIONS BY SW9056A		**Method:SW9056**					Analyst: YP
Chloride	**5.19**		**0.200**	**0.500**	**mg/L**	1	11-Jan-2022 19:37
Nitrogen, Nitrate (As N)	**1.82**		**0.0300**	**0.100**	**mg/L**	1	11-Jan-2022 19:37
Nitrogen, Nitrite (As N)	**0.160**		**0.0300**	**0.100**	**mg/L**	1	11-Jan-2022 19:37
Sulfate	**11.3**		**0.200**	**0.500**	**mg/L**	1	11-Jan-2022 19:37

Note: See Qualifiers Page for a list of qualifiers and their explanation.

Client:	Golder Associates Inc.	**ANALYTICAL REPORT**
Project:	Houston TX-Wood Preserving Works	WorkOrder:HS22010380
Sample ID:	WG-1620-MW49A-20220110	Lab ID:HS22010380-12
Collection Date:	10-Jan-2022 17:05	Matrix:Groundwater

ANALYSES	RESULT	QUAL	SDL	MQL	UNITS	DILUTION FACTOR	DATE ANALYZED
LOW LEVEL VOLATILES BY SW8260C		**Method:SW8260**					Analyst: AKP
1,2-Dichloroethane	< 0.00020		0.00020	0.0010	mg/L	1	15-Jan-2022 02:16
Benzene	**0.062**		**0.00020**	**0.0010**	**mg/L**	1	15-Jan-2022 02:16
Chlorobenzene	< 0.00030		0.00030	0.0010	mg/L	1	15-Jan-2022 02:16
Ethylbenzene	**0.044**		**0.00030**	**0.0010**	**mg/L**	1	15-Jan-2022 02:16
Methylene chloride	< 0.0010		0.0010	0.0020	mg/L	1	15-Jan-2022 02:16
Toluene	**0.014**		**0.00020**	**0.0010**	**mg/L**	1	15-Jan-2022 02:16
Xylenes, Total	**0.095**		**0.00030**	**0.0010**	**mg/L**	1	15-Jan-2022 02:16
Surr: 1,2-Dichloroethane-d4	*84.5*			*70-126*	*%REC*	*1*	*15-Jan-2022 02:16*
Surr: 4-Bromofluorobenzene	*89.2*			*81-113*	*%REC*	*1*	*15-Jan-2022 02:16*
Surr: Dibromofluoromethane	*94.8*			*77-123*	*%REC*	*1*	*15-Jan-2022 02:16*
Surr: Toluene-d8	*96.8*			*82-127*	*%REC*	*1*	*15-Jan-2022 02:16*

Note: See Qualifiers Page for a list of qualifiers and their explanation.

Client:	Golder Associates Inc.	**ANALYTICAL REPORT**
Project:	Houston TX-Wood Preserving Works	WorkOrder:HS22010380
Sample ID:	WG-1620-MW49A-20220110	Lab ID:HS22010380-12
Collection Date:	10-Jan-2022 17:05	Matrix:Groundwater

ANALYSES	RESULT	QUAL	SDL	MQL	UNITS	DILUTION FACTOR	DATE ANALYZED
LOW-LEVEL SEMIVOLATILES BY 8270D		**Method:SW8270**			Prep:SW3510 / 13-Jan-2022		Analyst: GEY
1,2-Diphenylhydrazine	< 0.00021		0.00021	0.0020	mg/L	10	26-Jan-2022 01:42
2,4-Dimethylphenol	**0.35**		**0.0040**	**0.020**	**mg/L**	100	26-Jan-2022 21:14
2,4-Dinitrotoluene	< 0.00058		0.00058	0.0020	mg/L	10	26-Jan-2022 01:42
2,6-Dinitrotoluene	< 0.00042		0.00042	0.0020	mg/L	10	26-Jan-2022 01:42
2-Chloronaphthalene	< 0.00021		0.00021	0.0020	mg/L	10	26-Jan-2022 01:42
2-Methylnaphthalene	**0.13**		**0.0019**	**0.010**	**mg/L**	100	26-Jan-2022 21:14
4,6-Dinitro-2-methylphenol	< 0.00020		0.00020	0.0020	mg/L	10	26-Jan-2022 01:42
4-Nitrophenol	< 0.00047		0.00047	0.010	mg/L	10	26-Jan-2022 01:42
Acenaphthene	**0.12**		**0.0027**	**0.010**	**mg/L**	100	26-Jan-2022 21:14
Acenaphthylene	**0.0026**		**0.00015**	**0.0010**	**mg/L**	10	26-Jan-2022 01:42
Anthracene	**0.023**		**0.00014**	**0.0010**	**mg/L**	10	26-Jan-2022 01:42
Benz(a)anthracene	**0.0097**		**0.00050**	**0.0010**	**mg/L**	10	26-Jan-2022 01:42
Benzo(a)pyrene	**0.0077**		**0.00020**	**0.0010**	**mg/L**	10	26-Jan-2022 01:42
Bis(2-chloroethoxy)methane	< 0.00030		0.00030	0.0020	mg/L	10	26-Jan-2022 01:42
Bis(2-ethylhexyl)phthalate	< 0.00037		0.00037	0.0020	mg/L	10	26-Jan-2022 01:42
Chrysene	**0.010**		**0.00021**	**0.0010**	**mg/L**	10	26-Jan-2022 01:42
Dibenzofuran	**0.065**		**0.00020**	**0.0010**	**mg/L**	10	26-Jan-2022 01:42
Di-n-butyl phthalate	< 0.00020		0.00020	0.0020	mg/L	10	26-Jan-2022 01:42
Fluoranthene	**0.038**		**0.00010**	**0.0010**	**mg/L**	10	26-Jan-2022 01:42
Fluorene	**0.070**		**0.00030**	**0.0010**	**mg/L**	10	26-Jan-2022 01:42
Naphthalene	**3.1**		**0.020**	**0.10**	**mg/L**	1000	26-Jan-2022 21:32
Nitrobenzene	< 0.00024		0.00024	0.0020	mg/L	10	26-Jan-2022 01:42
N-Nitrosodiphenylamine	< 0.00025		0.00025	0.0020	mg/L	10	26-Jan-2022 01:42
Pentachlorophenol	< 0.00079		0.00079	0.0020	mg/L	10	26-Jan-2022 01:42
Phenanthrene	**0.087**		**0.00021**	**0.0010**	**mg/L**	10	26-Jan-2022 01:42
Phenol	< 0.00035		0.00035	0.0020	mg/L	10	26-Jan-2022 01:42
Pyrene	**0.023**		**0.00019**	**0.0010**	**mg/L**	10	26-Jan-2022 01:42
Surr: 2,4,6-Tribromophenol	*0*	*JS*		*34-129*	*%REC*	*100*	*26-Jan-2022 21:14*
Surr: 2,4,6-Tribromophenol	*0*	*JS*		*34-129*	*%REC*	*1000*	*26-Jan-2022 21:32*
Surr: 2,4,6-Tribromophenol	*95.8*			*34-129*	*%REC*	*10*	*26-Jan-2022 01:42*
Surr: 2-Fluorobiphenyl	*84.3*			*40-125*	*%REC*	*10*	*26-Jan-2022 01:42*
Surr: 2-Fluorobiphenyl	*0*	*JS*		*40-125*	*%REC*	*100*	*26-Jan-2022 21:14*
Surr: 2-Fluorobiphenyl	*0*	*JS*		*40-125*	*%REC*	*1000*	*26-Jan-2022 21:32*
Surr: 2-Fluorophenol	*0*	*JS*		*20-120*	*%REC*	*100*	*26-Jan-2022 21:14*
Surr: 2-Fluorophenol	*0*	*JS*		*20-120*	*%REC*	*1000*	*26-Jan-2022 21:32*
Surr: 2-Fluorophenol	*73.8*			*20-120*	*%REC*	*10*	*26-Jan-2022 01:42*
Surr: 4-Terphenyl-d14	*115*			*40-135*	*%REC*	*10*	*26-Jan-2022 01:42*
Surr: 4-Terphenyl-d14	*0*	*JS*		*40-135*	*%REC*	*100*	*26-Jan-2022 21:14*
Surr: 4-Terphenyl-d14	*0*	*JS*		*40-135*	*%REC*	*1000*	*26-Jan-2022 21:32*

Note: See Qualifiers Page for a list of qualifiers and their explanation.

Client:	Golder Associates Inc.	**ANALYTICAL REPORT**
Project:	Houston TX-Wood Preserving Works	WorkOrder:HS22010380
Sample ID:	WG-1620-MW49A-20220110	Lab ID:HS22010380-12
Collection Date:	10-Jan-2022 17:05	Matrix:Groundwater

ANALYSES	RESULT	QUAL	SDL	MQL	UNITS	DILUTION FACTOR	DATE ANALYZED
LOW-LEVEL SEMIVOLATILES BY 8270D		**Method:SW8270**			Prep:SW3510 / 13-Jan-2022		Analyst: GEY
Surr: Nitrobenzene-d5	*0*	*JS*		*41-120*	*%REC*	*100*	*26-Jan-2022 21:14*
Surr: Nitrobenzene-d5	*0*	*JS*		*41-120*	*%REC*	*1000*	*26-Jan-2022 21:32*
Surr: Nitrobenzene-d5	*102*			*41-120*	*%REC*	*10*	*26-Jan-2022 01:42*
Surr: Phenol-d6	*85.4*			*20-120*	*%REC*	*10*	*26-Jan-2022 01:42*
Surr: Phenol-d6	*0*	*JS*		*20-120*	*%REC*	*100*	*26-Jan-2022 21:14*
Surr: Phenol-d6	*0*	*JS*		*20-120*	*%REC*	*1000*	*26-Jan-2022 21:32*
ICP-MS METALS BY SW6020A		**Method:SW6020A**			Prep:SW3010A / 21-Jan-2022		Analyst: JHD
Arsenic	**0.00124**	J	**0.000400**	**0.00200**	**mg/L**	1	21-Jan-2022 20:27
Calcium	**42.3**		**0.0340**	**0.500**	**mg/L**	1	21-Jan-2022 20:27
Iron	**1.42**		**0.0120**	**0.200**	**mg/L**	1	21-Jan-2022 20:27
Magnesium	**7.85**		**0.0100**	**0.200**	**mg/L**	1	21-Jan-2022 20:27
Manganese	**0.311**		**0.000700**	**0.00500**	**mg/L**	1	21-Jan-2022 20:27
Potassium	**1.20**		**0.0180**	**0.200**	**mg/L**	1	21-Jan-2022 20:27
Sodium	**45.9**		**0.0140**	**0.200**	**mg/L**	1	21-Jan-2022 20:27
ALKALINITY BY SM 2320B-2011		**Method:SM2320B**					Analyst: TH
Alkalinity, Bicarbonate (As CaCO3)	**168**		**5.00**	**5.00**	**mg/L**	1	14-Jan-2022 08:33
Alkalinity, Carbonate (As CaCO3)	< 5.00		5.00	5.00	mg/L	1	14-Jan-2022 08:33
Alkalinity, Total (As CaCO3)	**168**		**5.00**	**5.00**	**mg/L**	1	14-Jan-2022 08:33
ANIONS BY SW9056A		**Method:SW9056**					Analyst: YP
Chloride	**16.4**		**0.200**	**0.500**	**mg/L**	1	11-Jan-2022 19:59
Nitrogen, Nitrate (As N)	**0.0437**	J	**0.0300**	**0.100**	**mg/L**	1	11-Jan-2022 19:59
Nitrogen, Nitrite (As N)	**0.177**		**0.0300**	**0.100**	**mg/L**	1	11-Jan-2022 19:59
Sulfate	**0.244**	J	**0.200**	**0.500**	**mg/L**	1	11-Jan-2022 19:59

Note: See Qualifiers Page for a list of qualifiers and their explanation.

Weight / Prep Log

Client: Golder Associates Inc.
Project: Houston TX-Wood Preserving Works
WorkOrder: HS22010380

Batch ID: 174389 **Start Date:** 13 Jan 2022 07:00 **End Date:** 13 Jan 2022 13:00
Method: SV AQ SEP FUN EXTRACT-LOWLEV - 3510C **Prep Code:** 3510_B_LOW

Sample ID	Container	Sample Wt/Vol	Final Volume	Prep Factor	
HS22010380-02	1	1000 (mL)	1 (mL)	0.001	1-liter amber glass, Neat
HS22010380-03	1	1000 (mL)	1 (mL)	0.001	1-liter amber glass, Neat
HS22010380-04	1	1000 (mL)	1 (mL)	0.001	1-liter amber glass, Neat
HS22010380-05	1	1000 (mL)	1 (mL)	0.001	1-liter amber glass, Neat
HS22010380-06	1	1000 (mL)	1 (mL)	0.001	1-liter amber glass, Neat
HS22010380-07	1	1000 (mL)	1 (mL)	0.001	1-liter amber glass, Neat
HS22010380-08	1	1000 (mL)	1 (mL)	0.001	1-liter amber glass, Neat
HS22010380-09	1	1000 (mL)	1 (mL)	0.001	1-liter amber glass, Neat
HS22010380-10	1	1000 (mL)	1 (mL)	0.001	1-liter amber glass, Neat
HS22010380-11	1	1000 (mL)	1 (mL)	0.001	1-liter amber glass, Neat
HS22010380-12	1	1000 (mL)	1 (mL)	0.001	1-liter amber glass, Neat

Batch ID: 174636 **Start Date:** 21 Jan 2022 10:00 **End Date:** 21 Jan 2022 14:00
Method: WATER - SW3010A **Prep Code:** 3010A

Sample ID	Container	Sample Wt/Vol	Final Volume	Prep Factor	
HS22010380-02		10 (mL)	10 (mL)	1	120 plastic HNO3
HS22010380-03		10 (mL)	10 (mL)	1	120 plastic HNO3
HS22010380-04		10 (mL)	10 (mL)	1	120 plastic HNO3
HS22010380-05		10 (mL)	10 (mL)	1	120 plastic HNO3
HS22010380-06		10 (mL)	10 (mL)	1	120 plastic HNO3
HS22010380-07		10 (mL)	10 (mL)	1	120 plastic HNO3
HS22010380-08		10 (mL)	10 (mL)	1	120 plastic HNO3
HS22010380-09		10 (mL)	10 (mL)	1	120 plastic HNO3
HS22010380-10		10 (mL)	10 (mL)	1	120 plastic HNO3
HS22010380-11		10 (mL)	10 (mL)	1	120 plastic HNO3
HS22010380-12		10 (mL)	10 (mL)	1	120 plastic HNO3

Client: Golder Associates Inc.
Project: Houston TX-Wood Preserving Works
WorkOrder: HS22010380

DATES REPORT

Sample ID	Client Samp ID	Collection Date	Leachate Date	Prep Date	Analysis Date	DF
Batch ID: 174389 (0)	**Test Name :** LOW-LEVEL SEMIVOLATILES BY 8270D				**Matrix:** Groundwater	
HS22010380-02	WG-1620-MW54C-20220110	10 Jan 2022 08:20		13 Jan 2022 13:46	26 Jan 2022 18:25	10
HS22010380-02	WG-1620-MW54C-20220110	10 Jan 2022 08:20		13 Jan 2022 13:46	25 Jan 2022 22:34	1
HS22010380-03	WG-1620-FD01-20220110	10 Jan 2022 08:20		13 Jan 2022 13:46	26 Jan 2022 18:44	10
HS22010380-03	WG-1620-FD01-20220110	10 Jan 2022 08:20		13 Jan 2022 13:46	25 Jan 2022 22:53	1
HS22010380-04	WG-1620-MW53C-20220110	10 Jan 2022 09:15		13 Jan 2022 13:46	25 Jan 2022 23:12	1
HS22010380-05	WG-1620-MW46C-20220110	10 Jan 2022 10:15		13 Jan 2022 13:46	26 Jan 2022 19:02	100
HS22010380-05	WG-1620-MW46C-20220110	10 Jan 2022 10:15		13 Jan 2022 13:46	25 Jan 2022 23:30	10
HS22010380-06	WG-1620-MW44C-20220110	10 Jan 2022 11:05		13 Jan 2022 13:46	25 Jan 2022 23:49	1
HS22010380-07	WG-1620-MW78A-20220110	10 Jan 2022 12:40		13 Jan 2022 13:46	26 Jan 2022 19:58	1000
HS22010380-07	WG-1620-MW78A-20220110	10 Jan 2022 12:40		13 Jan 2022 13:46	26 Jan 2022 19:40	100
HS22010380-07	WG-1620-MW78A-20220110	10 Jan 2022 12:40		13 Jan 2022 13:46	26 Jan 2022 19:21	10
HS22010380-08	WG-1620-MW77A-20220110	10 Jan 2022 13:35		13 Jan 2022 13:46	26 Jan 2022 20:36	100
HS22010380-08	WG-1620-MW77A-20220110	10 Jan 2022 13:35		13 Jan 2022 13:46	26 Jan 2022 20:55	1000
HS22010380-08	WG-1620-MW77A-20220110	10 Jan 2022 13:35		13 Jan 2022 13:46	26 Jan 2022 20:17	10
HS22010380-08	WG-1620-MW77A-20220110	10 Jan 2022 13:35		13 Jan 2022 13:46	26 Jan 2022 00:27	1
HS22010380-09	WG-1620-MW97A-20220110	10 Jan 2022 14:25		13 Jan 2022 13:46	26 Jan 2022 00:45	1
HS22010380-10	WG-1620-MW98A-20220110	10 Jan 2022 15:15		13 Jan 2022 13:46	26 Jan 2022 17:10	1
HS22010380-11	WG-1620-MW50A-20220110	10 Jan 2022 16:10		13 Jan 2022 13:46	26 Jan 2022 01:23	1
HS22010380-12	WG-1620-MW49A-20220110	10 Jan 2022 17:05		13 Jan 2022 13:46	26 Jan 2022 21:32	1000
HS22010380-12	WG-1620-MW49A-20220110	10 Jan 2022 17:05		13 Jan 2022 13:46	26 Jan 2022 21:14	100
HS22010380-12	WG-1620-MW49A-20220110	10 Jan 2022 17:05		13 Jan 2022 13:46	26 Jan 2022 01:42	10
Batch ID: 174636 (0)	**Test Name :** ICP-MS METALS BY SW6020A				**Matrix:** Groundwater	
HS22010380-02	WG-1620-MW54C-20220110	10 Jan 2022 08:20		21 Jan 2022 14:00	21 Jan 2022 20:10	1
HS22010380-03	WG-1620-FD01-20220110	10 Jan 2022 08:20		21 Jan 2022 14:00	21 Jan 2022 20:12	1
HS22010380-04	WG-1620-MW53C-20220110	10 Jan 2022 09:15		21 Jan 2022 14:00	21 Jan 2022 20:14	1
HS22010380-05	WG-1620-MW46C-20220110	10 Jan 2022 10:15		21 Jan 2022 14:00	21 Jan 2022 23:03	1
HS22010380-06	WG-1620-MW44C-20220110	10 Jan 2022 11:05		21 Jan 2022 14:00	21 Jan 2022 20:18	1
HS22010380-07	WG-1620-MW78A-20220110	10 Jan 2022 12:40		21 Jan 2022 14:00	21 Jan 2022 23:05	1
HS22010380-07	WG-1620-MW78A-20220110	10 Jan 2022 12:40		21 Jan 2022 14:00	21 Jan 2022 20:20	10
HS22010380-08	WG-1620-MW77A-20220110	10 Jan 2022 13:35		21 Jan 2022 14:00	21 Jan 2022 20:22	1
HS22010380-09	WG-1620-MW97A-20220110	10 Jan 2022 14:25		21 Jan 2022 14:00	21 Jan 2022 20:23	1
HS22010380-10	WG-1620-MW98A-20220110	10 Jan 2022 15:15		21 Jan 2022 14:00	21 Jan 2022 23:09	20
HS22010380-10	WG-1620-MW98A-20220110	10 Jan 2022 15:15		21 Jan 2022 14:00	21 Jan 2022 20:25	1
HS22010380-11	WG-1620-MW50A-20220110	10 Jan 2022 16:10		21 Jan 2022 14:00	21 Jan 2022 19:56	1
HS22010380-12	WG-1620-MW49A-20220110	10 Jan 2022 17:05		21 Jan 2022 14:00	21 Jan 2022 20:27	1

Client: Golder Associates Inc.
Project: Houston TX-Wood Preserving Works
WorkOrder: HS22010380

DATES REPORT

Sample ID	Client Samp ID	Collection Date	Leachate Date	Prep Date	Analysis Date	DF
Batch ID: R400247 (0)	**Test Name :** ANIONS BY SW9056A				**Matrix:** Groundwater	
HS22010380-07	WG-1620-MW78A-20220110	10 Jan 2022 12:40			11 Jan 2022 18:52	1
HS22010380-08	WG-1620-MW77A-20220110	10 Jan 2022 13:35			11 Jan 2022 18:59	1
HS22010380-09	WG-1620-MW97A-20220110	10 Jan 2022 14:25			11 Jan 2022 19:07	1
HS22010380-10	WG-1620-MW98A-20220110	10 Jan 2022 15:15			11 Jan 2022 19:29	1
HS22010380-11	WG-1620-MW50A-20220110	10 Jan 2022 16:10			11 Jan 2022 19:37	1
HS22010380-12	WG-1620-MW49A-20220110	10 Jan 2022 17:05			11 Jan 2022 19:59	1
Batch ID: R400310 (0)	**Test Name :** ANIONS BY SW9056A				**Matrix:** Groundwater	
HS22010380-07	WG-1620-MW78A-20220110	10 Jan 2022 12:40			12 Jan 2022 16:27	10
HS22010380-08	WG-1620-MW77A-20220110	10 Jan 2022 13:35			12 Jan 2022 16:49	10
HS22010380-09	WG-1620-MW97A-20220110	10 Jan 2022 14:25			12 Jan 2022 16:57	10
HS22010380-10	WG-1620-MW98A-20220110	10 Jan 2022 15:15			12 Jan 2022 17:04	10
Batch ID: R400372 (0)	**Test Name :** ALKALINITY BY SM 2320B-2011				**Matrix:** Groundwater	
HS22010380-07	WG-1620-MW78A-20220110	10 Jan 2022 12:40			14 Jan 2022 07:37	1
HS22010380-08	WG-1620-MW77A-20220110	10 Jan 2022 13:35			14 Jan 2022 07:43	1
HS22010380-09	WG-1620-MW97A-20220110	10 Jan 2022 14:25			14 Jan 2022 07:50	1
HS22010380-10	WG-1620-MW98A-20220110	10 Jan 2022 15:15			14 Jan 2022 07:58	1
HS22010380-11	WG-1620-MW50A-20220110	10 Jan 2022 16:10			14 Jan 2022 07:23	1
HS22010380-12	WG-1620-MW49A-20220110	10 Jan 2022 17:05			14 Jan 2022 08:33	1
Batch ID: R400433 (0)	**Test Name :** LOW LEVEL VOLATILES BY SW8260C				**Matrix:** Groundwater	
HS22010380-03	WG-1620-FD01-20220110	10 Jan 2022 08:20			15 Jan 2022 00:52	1
HS22010380-04	WG-1620-MW53C-20220110	10 Jan 2022 09:15			15 Jan 2022 01:13	1
HS22010380-05	WG-1620-MW46C-20220110	10 Jan 2022 10:15			15 Jan 2022 03:42	5
HS22010380-06	WG-1620-MW44C-20220110	10 Jan 2022 11:05			15 Jan 2022 01:34	1
HS22010380-07	WG-1620-MW78A-20220110	10 Jan 2022 12:40			15 Jan 2022 04:06	5
HS22010380-08	WG-1620-MW77A-20220110	10 Jan 2022 13:35			15 Jan 2022 04:29	5
HS22010380-09	WG-1620-MW97A-20220110	10 Jan 2022 14:25			15 Jan 2022 04:53	5
HS22010380-10	WG-1620-MW98A-20220110	10 Jan 2022 15:15			15 Jan 2022 01:55	1
HS22010380-11	WG-1620-MW50A-20220110	10 Jan 2022 16:10			14 Jan 2022 22:26	1
HS22010380-12	WG-1620-MW49A-20220110	10 Jan 2022 17:05			15 Jan 2022 02:16	1
Batch ID: R400433 (0)	**Test Name :** LOW LEVEL VOLATILES BY SW8260C				**Matrix:** Water	
HS22010380-01	WG-1620-TB03-20220110	10 Jan 2022 00:00			14 Jan 2022 21:23	1
Batch ID: R400445 (0)	**Test Name :** LOW LEVEL VOLATILES BY SW8260C				**Matrix:** Groundwater	
HS22010380-02	WG-1620-MW54C-20220110	10 Jan 2022 08:20			14 Jan 2022 23:27	1

WorkOrder: HS22010380
InstrumentID: ICPMS06
Test Code: ICP_TW
Test Number: SW6020A
Test Name: ICP-MS Metals by SW6020A

METHOD DETECTION / REPORTING LIMITS

Matrix: Aqueous **Units:** mg/L

Type	Analyte	CAS	DCS Spike	DCS	MDL	PQL
A	Arsenic	7440-38-2	0.00100	0.00121	0.000400	0.00200
A	Calcium	7440-70-2	0.0500	0.0985	0.0340	0.500
A	Iron	7439-89-6	0.0500	0.0515	0.0120	0.200
A	Magnesium	7439-95-4	0.0500	0.0574	0.0100	0.200
A	Manganese	7439-96-5	0.00250	0.00247	0.000700	0.00500
A	Potassium	7440-09-7	0.0500	0.0541	0.0180	0.200
A	Sodium	7440-23-5	0.0500	0.0626	0.0140	0.200

WorkOrder: HS22010380
InstrumentID: SV-7
Test Code: 8270_LOW_W
Test Number: SW8270
Test Name: Low-Level Semivolatiles by 8270D

METHOD DETECTION / REPORTING LIMITS

Matrix: Aqueous **Units:** mg/L

Type	Analyte	CAS	DCS Spike	DCS	MDL	PQL
A	1,2-Diphenylhydrazine	122-66-7	0.00010	0.000085	0.000021	0.00020
A	2,4-Dimethylphenol	105-67-9	0.00010	0.000087	0.000040	0.00020
A	2,4-Dinitrotoluene	121-14-2	0.00010	0.000079	0.000058	0.00020
A	2,6-Dinitrotoluene	606-20-2	0.00010	0.000086	0.000042	0.00020
A	2-Chloronaphthalene	91-58-7	0.00010	0.000083	0.000021	0.00020
A	2-Methylnaphthalene	91-57-6	0.000050	0.000047	0.000019	0.00010
A	4,6-Dinitro-2-methylphenol	534-52-1	0.00010	0.000080	0.000020	0.00020
A	4-Nitrophenol	100-02-7	0.00010	0.000070	0.000047	0.0010
A	Acenaphthene	83-32-9	0.000050	0.000044	0.000027	0.00010
A	Acenaphthylene	208-96-8	0.000050	0.000044	0.000015	0.00010
A	Anthracene	120-12-7	0.000050	0.000048	0.000014	0.00010
A	Benz(a)anthracene	56-55-3	0.000050	0.000053	0.000050	0.00010
A	Benzo(a)pyrene	50-32-8	0.000050	0.000048	0.000020	0.00010
A	Bis(2-chloroethoxy)methane	111-91-1	0.00010	0.000084	0.000030	0.00020
A	Bis(2-ethylhexyl)phthalate	117-81-7	0.00010	0.000089	0.000037	0.00020
A	Chrysene	218-01-9	0.000050	0.000050	0.000021	0.00010
A	Dibenzofuran	132-64-9	0.000050	0.000042	0.000020	0.00010
A	Di-n-butyl phthalate	84-74-2	0.00010	0.000097	0.000020	0.00020
A	Fluoranthene	206-44-0	0.000050	0.000053	0.000010	0.00010
A	Fluorene	86-73-7	0.000050	0.000045	0.000030	0.00010
A	Naphthalene	91-20-3	0.000050	0.000050	0.000020	0.00010
A	Nitrobenzene	98-95-3	0.00010	0.000096	0.000024	0.00020
A	N-Nitrosodiphenylamine	86-30-6	0.00010	0.000079	0.000025	0.00020
A	Pentachlorophenol	87-86-5	0.00010	0.000078	0.000079	0.00020
A	Phenanthrene	85-01-8	0.000050	0.000050	0.000021	0.00010
A	Phenol	108-95-2	0.00010	0.000081	0.000035	0.00020
A	Pyrene	129-00-0	0.000050	0.000048	0.000019	0.00010
S	2,4,6-Tribromophenol	118-79-6	0	0	0	0.00020
S	2-Fluorobiphenyl	321-60-8	0	0	0	0.00020
S	2-Fluorophenol	367-12-4	0	0	0	0.00020
S	4-Terphenyl-d14	1718-51-0	0	0	0	0.00020
S	Nitrobenzene-d5	4165-60-0	0	0	0	0.00020
S	Phenol-d6	13127-88-3	0	0	0	0.00020

WorkOrder: HS22010380
InstrumentID: VOA7
Test Code: 8260_LL_W
Test Number: SW8260
Test Name: Low Level Volatiles by SW8260C

METHOD DETECTION / REPORTING LIMITS

Matrix: Aqueous **Units:** mg/L

Type	Analyte	CAS	DCS Spike	DCS	MDL	PQL
A	1,2-Dichloroethane	107-06-2	0.00050	0.00064	0.00020	0.0010
A	Benzene	71-43-2	0.00050	0.00054	0.00020	0.0010
A	Chlorobenzene	108-90-7	0.0010	0.0011	0.00030	0.0010
A	Ethylbenzene	100-41-4	0.0010	0.0010	0.00030	0.0010
A	Methylene chloride	75-09-2	0.0020	0.0011	0.0010	0.0020
A	Toluene	108-88-3	0.00050	0.00058	0.00020	0.0010
A	Xylenes, Total	1330-20-7	0.0010	0.0030	0.00030	0.0010
S	1,2-Dichloroethane-d4	17060-07-0	0	0	0	0.0010
S	4-Bromofluorobenzene	460-00-4	0	0	0	0.0010
S	Dibromofluoromethane	1868-53-7	0	0	0	0.0010
S	Toluene-d8	2037-26-5	0	0	0	0.0010

WorkOrder: HS22010380
InstrumentID: VOA4
Test Code: 8260_LL_W
Test Number: SW8260
Test Name: Low Level Volatiles by SW8260C

METHOD DETECTION / REPORTING LIMITS

Matrix: Aqueous **Units:** mg/L

Type	Analyte	CAS	DCS Spike	DCS	MDL	PQL
A	1,2-Dichloroethane	107-06-2	0.00050	0.00077	0.00020	0.0010
A	Benzene	71-43-2	0.00050	0.00066	0.00020	0.0010
A	Chlorobenzene	108-90-7	0.0010	0.0011	0.00030	0.0010
A	Ethylbenzene	100-41-4	0.0010	0.0012	0.00030	0.0010
A	Methylene chloride	75-09-2	0.0020	0.0013	0.0010	0.0020
A	Toluene	108-88-3	0.00050	0.00069	0.00020	0.0010
A	Xylenes, Total	1330-20-7	0.0010	0.0034	0.00030	0.0010
S	1,2-Dichloroethane-d4	17060-07-0	0	0	0	0.0010
S	4-Bromofluorobenzene	460-00-4	0	0	0	0.0010
S	Dibromofluoromethane	1868-53-7	0	0	0	0.0010
S	Toluene-d8	2037-26-5	0	0	0	0.0010

WorkOrder: HS22010380
InstrumentID: ICS-Integrion
Test Code: 9056_anions_W
Test Number: SW9056
Test Name: Anions by SW9056A

METHOD DETECTION / REPORTING LIMITS

Matrix: Aqueous **Units:** mg/L

Type	Analyte	CAS	DCS Spike	DCS	MDL	PQL
A	Chloride	16887-00-6	0.500	0.364	0.200	0.500
A	Nitrogen, Nitrate (As N)	14797-55-8	0.100	0.0914	0.0300	0.100
A	Nitrogen, Nitrite (As N)	7632-00-0	0.100	0.0712	0.0300	0.100
A	Sulfate	14808-79-8	0.500	0.173	0.200	0.500

WorkOrder: HS22010380
InstrumentID: ManTech01
Test Code: ALK_W 2320B
Test Number: SM2320B
Test Name: Alkalinity by SM 2320B-2011

METHOD DETECTION / REPORTING LIMITS

Matrix: Aqueous **Units:** mg/L

Type	Analyte	CAS	DCS Spike	DCS	MDL	PQL
A	Alkalinity, Bicarbonate (As CaCO3)	ALK-Bicarb	5.00	5.38	5.00	5.00
A	Alkalinity, Carbonate (As CaCO3)	ALK-Carb	5.00	5.38	5.00	5.00
A	Alkalinity, Total (As CaCO3)	ALK	5.00	5.38	5.00	5.00

Client: Golder Associates Inc.
Project: Houston TX-Wood Preserving Works
WorkOrder: HS22010380

QC BATCH REPORT

Batch ID: 174636 (0) **Instrument: ICPMS06** **Method: ICP-MS METALS BY SW6020A**

MBLK Sample ID: **MBLK-174636** Units: **mg/L** Analysis Date: **21-Jan-2022 19:52**
Client ID: Run ID: **ICPMS06_400796** SeqNo: **6472837** PrepDate: **21-Jan-2022** DF: **1**

Analyte	Result	MQL	SPK Val	SPK Ref Value	%REC	Control Limit	RPD Ref Value	%RPD	RPD Limit	Qual
Arsenic	< 0.000400	0.00200								
Calcium	< 0.0340	0.500								
Iron	< 0.0120	0.200								
Magnesium	< 0.0100	0.200								
Manganese	0.000715	0.00500								J
Potassium	0.1124	0.200								J
Sodium	0.05091	0.200								J

LCS Sample ID: **LCS-174636** Units: **mg/L** Analysis Date: **21-Jan-2022 19:54**
Client ID: Run ID: **ICPMS06_400796** SeqNo: **6472838** PrepDate: **21-Jan-2022** DF: **1**

Analyte	Result	MQL	SPK Val	SPK Ref Value	%REC	Control Limit	RPD Ref Value	%RPD	RPD Limit	Qual
Arsenic	0.05194	0.00200	0.05	0	104	80 - 120				
Calcium	4.946	0.500	5	0	98.9	80 - 120				
Iron	5.159	0.200	5	0	103	80 - 120				
Magnesium	5.269	0.200	5	0	105	80 - 120				
Manganese	0.05208	0.00500	0.05	0	104	80 - 120				
Potassium	5.264	0.200	5	0	105	80 - 120				
Sodium	5.286	0.200	5	0	106	80 - 120				

MS Sample ID: **HS22010380-11MS** Units: **mg/L** Analysis Date: **21-Jan-2022 20:00**
Client ID: **WG-1620-MW50A-20220110** Run ID: **ICPMS06_400796** SeqNo: **6472841** PrepDate: **21-Jan-2022** DF: **1**

Analyte	Result	MQL	SPK Val	SPK Ref Value	%REC	Control Limit	RPD Ref Value	%RPD	RPD Limit	Qual
Arsenic	0.05286	0.00200	0.05	0.000225	105	80 - 120				
Calcium	59.26	0.500	5	52.57	134	80 - 120				SO
Iron	5.064	0.200	5	0.0303	101	80 - 120				
Magnesium	10.71	0.200	5	5.573	103	80 - 120				
Manganese	0.08409	0.00500	0.05	0.03319	102	80 - 120				
Potassium	6.915	0.200	5	1.916	100.0	80 - 120				
Sodium	15.22	0.200	5	9.961	105	80 - 120				

Client: Golder Associates Inc.
Project: Houston TX-Wood Preserving Works
WorkOrder: HS22010380

QC BATCH REPORT

Batch ID: **174636 (0)** **Instrument:** **ICPMS06** **Method:** **ICP-MS METALS BY SW6020A**

MSD Sample ID: **HS22010380-11MSD** Units: **mg/L** Analysis Date: **21-Jan-2022 20:02**
Client ID: **WG-1620-MW50A-20220110** Run ID: **ICPMS06_400796** SeqNo: **6472842** PrepDate: **21-Jan-2022** DF: **1**

Analyte	Result	MQL	SPK Val	SPK Ref Value	%REC	Control Limit	RPD Ref Value	%RPD	RPD Limit	Qual
Arsenic	0.05203	0.00200	0.05	0.000225	104	80 - 120	0.05286	1.59	20	
Calcium	57.38	0.500	5	52.57	96.2	80 - 120	59.26	3.22	20	O
Iron	5.007	0.200	5	0.0303	99.5	80 - 120	5.064	1.13	20	
Magnesium	10.43	0.200	5	5.573	97.2	80 - 120	10.71	2.61	20	
Manganese	0.0826	0.00500	0.05	0.03319	98.8	80 - 120	0.08409	1.79	20	
Potassium	6.714	0.200	5	1.916	96.0	80 - 120	6.915	2.94	20	
Sodium	14.92	0.200	5	9.961	99.3	80 - 120	15.22	1.98	20	

PDS Sample ID: **HS22010380-11PDS** Units: **mg/L** Analysis Date: **21-Jan-2022 20:04**
Client ID: **WG-1620-MW50A-20220110** Run ID: **ICPMS06_400796** SeqNo: **6472843** PrepDate: **21-Jan-2022** DF: **1**

Analyte	Result	MQL	SPK Val	SPK Ref Value	%REC	Control Limit	RPD Ref Value	%RPD	RPD Limit	Qual
Calcium	67.1	0.500	10	52.57	145	75 - 125				SO

SD Sample ID: **HS22010380-11SD** Units: **mg/L** Analysis Date: **21-Jan-2022 19:58**
Client ID: **WG-1620-MW50A-20220110** Run ID: **ICPMS06_400796** SeqNo: **6472840** PrepDate: **21-Jan-2022** DF: **5**

Analyte	Result	MQL	SPK Val	SPK Ref Value	%REC	Control Limit	RPD Ref Value	%D	%D Limit	Qual
Arsenic	< 0.00200	0.0100					0.000225	0	10	
Calcium	51.36	2.50					52.57	2.31	10	
Iron	< 0.0600	1.00					0.0303	0	10	
Magnesium	5.598	1.00					5.573	0.453	10	
Manganese	0.03241	0.0250					0.03319	2.34	10	
Potassium	1.889	1.00					1.916	1.42	10	
Sodium	10.13	1.00					9.961	1.72	10	

The following samples were analyzed in this batch:

HS22010380-02	HS22010380-03	HS22010380-04	HS22010380-05
HS22010380-06	HS22010380-07	HS22010380-08	HS22010380-09
HS22010380-10	HS22010380-11	HS22010380-12	

Client: Golder Associates Inc.
Project: Houston TX-Wood Preserving Works
WorkOrder: HS22010380

QC BATCH REPORT

Batch ID: 174389 (0) **Instrument: SV-7** **Method: LOW-LEVEL SEMIVOLATILES BY 8270D**

MBLK Sample ID: **MBLK-174389** Units: **ug/L** Analysis Date: **24-Jan-2022 19:15**
Client ID: Run ID: **SV-7_400712** SeqNo: **6475697** PrepDate: **13-Jan-2022** DF: **1**

Analyte	Result	MQL	SPK Val	SPK Ref Value	%REC	Control Limit	RPD Ref Value	%RPD	RPD Limit	Qual
1,2-Diphenylhydrazine	< 0.021	0.20								
2,4-Dimethylphenol	< 0.040	0.20								
2,4-Dinitrotoluene	< 0.058	0.20								
2,6-Dinitrotoluene	< 0.042	0.20								
2-Chloronaphthalene	< 0.021	0.20								
2-Methylnaphthalene	< 0.019	0.10								
4,6-Dinitro-2-methylphenol	< 0.020	0.20								
4-Nitrophenol	< 0.047	1.0								
Acenaphthene	< 0.027	0.10								
Acenaphthylene	< 0.015	0.10								
Anthracene	< 0.014	0.10								
Benz(a)anthracene	< 0.050	0.10								
Benzo(a)pyrene	< 0.020	0.10								
Bis(2-chloroethoxy)methane	< 0.030	0.20								
Bis(2-ethylhexyl)phthalate	< 0.037	0.20								
Chrysene	< 0.021	0.10								
Dibenzofuran	< 0.020	0.10								
Di-n-butyl phthalate	< 0.020	0.20								
Fluoranthene	< 0.010	0.10								
Fluorene	< 0.030	0.10								
Naphthalene	< 0.020	0.10								
Nitrobenzene	< 0.024	0.20								
N-Nitrosodiphenylamine	< 0.025	0.20								
Pentachlorophenol	< 0.079	0.20								
Phenanthrene	< 0.021	0.10								
Phenol	< 0.035	0.20								
Pyrene	< 0.019	0.10								
Surr: 2,4,6-Tribromophenol	*3.769*	*0.20*	*5*	*0*	*75.4*	*34 - 129*				
Surr: 2-Fluorobiphenyl	*4.552*	*0.20*	*5*	*0*	*91.0*	*40 - 125*				
Surr: 2-Fluorophenol	*5.62*	*0.20*	*5*	*0*	*112*	*20 - 120*				
Surr: 4-Terphenyl-d14	*6.061*	*0.20*	*5*	*0*	*121*	*40 - 135*				
Surr: Nitrobenzene-d5	*4.55*	*0.20*	*5*	*0*	*91.0*	*41 - 120*				
Surr: Phenol-d6	*4.114*	*0.20*	*5*	*0*	*82.3*	*20 - 120*				

Client: Golder Associates Inc.
Project: Houston TX-Wood Preserving Works
WorkOrder: HS22010380

QC BATCH REPORT

Batch ID: 174389 (0) **Instrument: SV-7** **Method: LOW-LEVEL SEMIVOLATILES BY 8270D**

LCS Sample ID: **LCS-174389** Units: **ug/L** Analysis Date: **24-Jan-2022 19:33**
Client ID: Run ID: **SV-7_400712** SeqNo: **6475698** PrepDate: **13-Jan-2022** DF: **1**

Analyte	Result	MQL	SPK Val	SPK Ref Value	%REC	Control Limit	RPD Ref Value	%RPD	RPD Limit	Qual
1,2-Diphenylhydrazine	5.484	0.20	5	0	110	39 - 127				
2,4-Dimethylphenol	4.722	0.20	5	0	94.4	35 - 120				
2,4-Dinitrotoluene	5.327	0.20	5	0	107	50 - 122				
2,6-Dinitrotoluene	5.244	0.20	5	0	105	50 - 120				
2-Chloronaphthalene	5.125	0.20	5	0	103	50 - 120				
2-Methylnaphthalene	4.917	0.10	5	0	98.3	50 - 120				
4,6-Dinitro-2-methylphenol	4.193	0.20	5	0	83.9	25 - 121				
4-Nitrophenol	4.239	1.0	5	0	84.8	30 - 130				
Acenaphthene	4.908	0.10	5	0	98.2	45 - 120				
Acenaphthylene	5.019	0.10	5	0	100	47 - 120				
Anthracene	5.407	0.10	5	0	108	45 - 120				
Benz(a)anthracene	5.547	0.10	5	0	111	40 - 120				
Benzo(a)pyrene	5.934	0.10	5	0	119	45 - 120				
Bis(2-chloroethoxy)methane	5.286	0.20	5	0	106	45 - 120				
Bis(2-ethylhexyl)phthalate	5.84	0.20	5	0	117	40 - 139				
Chrysene	5.532	0.10	5	0	111	43 - 120				
Dibenzofuran	5.203	0.10	5	0	104	50 - 120				
Di-n-butyl phthalate	5.905	0.20	5	0	118	45 - 123				
Fluoranthene	5.888	0.10	5	0	118	45 - 125				
Fluorene	5.241	0.10	5	0	105	49 - 120				
Naphthalene	4.97	0.10	5	0	99.4	45 - 120				
Nitrobenzene	5.442	0.20	5	0	109	44 - 120				
N-Nitrosodiphenylamine	5.304	0.20	5	0	106	40 - 125				
Pentachlorophenol	4.984	0.20	5	0	99.7	19 - 121				
Phenanthrene	5.351	0.10	5	0	107	45 - 121				
Phenol	5.161	0.20	5	0	103	20 - 124				
Pyrene	5.323	0.10	5	0	106	40 - 130				
Surr: 2,4,6-Tribromophenol	*5.101*	*0.20*	*5*	*0*	*102*	*34 - 129*				
Surr: 2-Fluorobiphenyl	*5.014*	*0.20*	*5*	*0*	*100*	*40 - 125*				
Surr: 2-Fluorophenol	*5.129*	*0.20*	*5*	*0*	*103*	*20 - 120*				
Surr: 4-Terphenyl-d14	*5.431*	*0.20*	*5*	*0*	*109*	*40 - 135*				
Surr: Nitrobenzene-d5	*5.435*	*0.20*	*5*	*0*	*109*	*41 - 120*				
Surr: Phenol-d6	*4.937*	*0.20*	*5*	*0*	*98.7*	*20 - 120*				

Client: Golder Associates Inc.
Project: Houston TX-Wood Preserving Works
WorkOrder: HS22010380

QC BATCH REPORT

Batch ID: **174389 (0)** **Instrument:** **SV-7** **Method:** **LOW-LEVEL SEMIVOLATILES BY 8270D**

MS Sample ID: **HS22010380-11MS** Units: **ug/L** Analysis Date: **26-Jan-2022 17:29**
Client ID: **WG-1620-MW50A-20220110** Run ID: **SV-7_401049** SeqNo: **6479427** PrepDate: **13-Jan-2022** DF: **1**

Analyte	Result	MQL	SPK Val	SPK Ref Value	%REC	Control Limit	RPD Ref Value	%RPD	RPD Limit	Qual
1,2-Diphenylhydrazine	4.825	0.20	5	0	96.5	39 - 127				
2,4-Dimethylphenol	3.837	0.20	5	0	76.7	35 - 120				
2,4-Dinitrotoluene	4.883	0.20	5	0	97.7	50 - 122				
2,6-Dinitrotoluene	4.757	0.20	5	0	95.1	50 - 120				
2-Chloronaphthalene	5.72	0.20	5	0	114	50 - 120				
2-Methylnaphthalene	4.013	0.10	5	0	80.3	50 - 120				
4,6-Dinitro-2-methylphenol	3.272	0.20	5	0	65.4	25 - 121				
4-Nitrophenol	2.629	1.0	5	0	52.6	30 - 130				
Acenaphthene	3.677	0.10	5	0	73.5	45 - 120				
Acenaphthylene	4.126	0.10	5	0	82.5	47 - 120				
Anthracene	4.831	0.10	5	0	96.6	45 - 120				
Benz(a)anthracene	5.617	0.10	5	0	112	40 - 120				
Benzo(a)pyrene	6.277	0.10	5	0	126	45 - 120				S
Bis(2-chloroethoxy)methane	4.21	0.20	5	0	84.2	45 - 120				
Bis(2-ethylhexyl)phthalate	5.891	0.20	5	0	118	40 - 139				
Chrysene	3.487	0.10	5	0	69.7	43 - 120				
Dibenzofuran	4.125	0.10	5	0	82.5	50 - 120				
Di-n-butyl phthalate	5.164	0.20	5	0	103	45 - 123				
Fluoranthene	5.333	0.10	5	0	107	45 - 125				
Fluorene	4.239	0.10	5	0	84.8	49 - 120				
Naphthalene	3.926	0.10	5	0.08151	76.9	45 - 120				
Nitrobenzene	4.428	0.20	5	0	88.6	44 - 120				
N-Nitrosodiphenylamine	4.772	0.20	5	0	95.4	40 - 125				
Pentachlorophenol	4.782	0.20	5	0	95.6	19 - 121				
Phenanthrene	4.559	0.10	5	0	91.2	45 - 121				
Phenol	4.452	0.20	5	0	89.0	20 - 124				
Pyrene	5.161	0.10	5	0	103	40 - 130				
Surr: 2,4,6-Tribromophenol	*5.313*	*0.20*	*5*	*0*	*106*	*34 - 129*				
Surr: 2-Fluorobiphenyl	*4.113*	*0.20*	*5*	*0*	*82.3*	*40 - 125*				
Surr: 2-Fluorophenol	*4.478*	*0.20*	*5*	*0*	*89.6*	*20 - 120*				
Surr: 4-Terphenyl-d14	*5.706*	*0.20*	*5*	*0*	*114*	*40 - 135*				
Surr: Nitrobenzene-d5	*4.742*	*0.20*	*5*	*0*	*94.8*	*41 - 120*				
Surr: Phenol-d6	*4.082*	*0.20*	*5*	*0*	*81.6*	*20 - 120*				

Client: Golder Associates Inc.
Project: Houston TX-Wood Preserving Works
WorkOrder: HS22010380

QC BATCH REPORT

Batch ID: 174389 (0) **Instrument: SV-7** **Method: LOW-LEVEL SEMIVOLATILES BY 8270D**

MS Sample ID: **HS22010333-02MS** Units: **ug/L** Analysis Date: **24-Jan-2022 23:18**
Client ID: Run ID: **SV-7_400712** SeqNo: **6475704** PrepDate: **13-Jan-2022** DF: **1**

Analyte	Result	MQL	SPK Val	SPK Ref Value	%REC	Control Limit	RPD Ref Value	%RPD	RPD Limit	Qual
1,2-Diphenylhydrazine	4.042	0.20	5	0	80.8	39 - 127				
2,4-Dimethylphenol	3.239	0.20	5	0.04331	63.9	35 - 120				
2,4-Dinitrotoluene	3.502	0.20	5	0	70.0	50 - 122				
2,6-Dinitrotoluene	3.505	0.20	5	0	70.1	50 - 120				
2-Chloronaphthalene	3.567	0.20	5	0	71.3	50 - 120				
2-Methylnaphthalene	3.246	0.10	5	0.309	58.7	50 - 120				
4,6-Dinitro-2-methylphenol	3.613	0.20	5	0	72.3	25 - 121				
4-Nitrophenol	3.465	1.0	5	0	69.3	30 - 130				
Acenaphthene	3.578	0.10	5	0.6373	58.8	45 - 120				
Acenaphthylene	3.375	0.10	5	0	67.5	47 - 120				
Anthracene	4.362	0.10	5	0.1791	83.7	45 - 120				
Benz(a)anthracene	4.684	0.10	5	0.05847	92.5	40 - 120				
Benzo(a)pyrene	5.735	0.10	5	0	115	45 - 120				
Bis(2-chloroethoxy)methane	3.35	0.20	5	0	67.0	45 - 120				
Bis(2-ethylhexyl)phthalate	5.075	0.20	5	0.07128	100	40 - 139				
Chrysene	4.296	0.10	5	0.05385	84.8	43 - 120				
Dibenzofuran	3.454	0.10	5	0.5057	59.0	50 - 120				
Di-n-butyl phthalate	5.094	0.20	5	0.01018	102	45 - 123				
Fluoranthene	5.629	0.10	5	0.5489	102	45 - 125				
Fluorene	3.662	0.10	5	0.6097	61.1	49 - 120				
Naphthalene	3.686	0.10	5	0.6745	60.2	45 - 120				
Nitrobenzene	3.467	0.20	5	0	69.3	44 - 120				
N-Nitrosodiphenylamine	4.055	0.20	5	0	81.1	40 - 125				
Pentachlorophenol	4.783	0.20	5	0	95.7	19 - 121				
Phenanthrene	5.126	0.10	5	0.5992	90.5	45 - 121				
Phenol	3.244	0.20	5	0	64.9	20 - 124				
Pyrene	4.33	0.10	5	0.3293	80.0	40 - 130				
Surr: 2,4,6-Tribromophenol	*4.151*	*0.20*	*5*	*0*	*83.0*	*34 - 129*				
Surr: 2-Fluorobiphenyl	*3.416*	*0.20*	*5*	*0*	*68.3*	*40 - 125*				
Surr: 2-Fluorophenol	*3.463*	*0.20*	*5*	*0*	*69.3*	*20 - 120*				
Surr: 4-Terphenyl-d14	*4.946*	*0.20*	*5*	*0*	*98.9*	*40 - 135*				
Surr: Nitrobenzene-d5	*3.551*	*0.20*	*5*	*0*	*71.0*	*41 - 120*				
Surr: Phenol-d6	*3.315*	*0.20*	*5*	*0*	*66.3*	*20 - 120*				

Client: Golder Associates Inc.
Project: Houston TX-Wood Preserving Works
WorkOrder: HS22010380

QC BATCH REPORT

Batch ID: **174389 (0)** **Instrument:** **SV-7** **Method:** **LOW-LEVEL SEMIVOLATILES BY 8270D**

MSD Sample ID: **HS22010380-11MSD** Units: **ug/L** Analysis Date: **26-Jan-2022 17:48**
Client ID: **WG-1620-MW50A-20220110** Run ID: **SV-7_401049** SeqNo: **6479428** PrepDate: **13-Jan-2022** DF: **1**

Analyte	Result	MQL	SPK Val	SPK Ref Value	%REC	Control Limit	RPD Ref Value	%RPD	RPD Limit	Qual
1,2-Diphenylhydrazine	3.897	0.20	5	0	77.9	39 - 127	4.825	21.3	20	R
2,4-Dimethylphenol	2.779	0.20	5	0	55.6	35 - 120	3.837	32	20	R
2,4-Dinitrotoluene	4.299	0.20	5	0	86.0	50 - 122	4.883	12.7	20	
2,6-Dinitrotoluene	4.004	0.20	5	0	80.1	50 - 120	4.757	17.2	20	
2-Chloronaphthalene	3.778	0.20	5	0	75.6	50 - 120	5.72	40.9	20	R
2-Methylnaphthalene	3.491	0.10	5	0	69.8	50 - 120	4.013	13.9	20	
4,6-Dinitro-2-methylphenol	3.102	0.20	5	0	62.0	25 - 121	3.272	5.33	30	
4-Nitrophenol	4.951	1.0	5	0	99.0	30 - 130	2.629	61.3	20	R
Acenaphthene	3.445	0.10	5	0	68.9	45 - 120	3.677	6.5	20	
Acenaphthylene	3.668	0.10	5	0	73.4	47 - 120	4.126	11.8	20	
Anthracene	4.581	0.10	5	0	91.6	45 - 120	4.831	5.31	20	
Benz(a)anthracene	5.295	0.10	5	0	106	40 - 120	5.617	5.9	20	
Benzo(a)pyrene	6.282	0.10	5	0	126	45 - 120	6.277	0.0673	20	S
Bis(2-chloroethoxy)methane	3.72	0.20	5	0	74.4	45 - 120	4.21	12.3	20	
Bis(2-ethylhexyl)phthalate	5.43	0.20	5	0	109	40 - 139	5.891	8.14	20	
Chrysene	4.867	0.10	5	0	97.3	43 - 120	3.487	33	20	R
Dibenzofuran	3.624	0.10	5	0	72.5	50 - 120	4.125	12.9	20	
Di-n-butyl phthalate	4.734	0.20	5	0	94.7	45 - 123	5.164	8.69	20	
Fluoranthene	4.957	0.10	5	0	99.1	45 - 125	5.333	7.31	20	
Fluorene	3.797	0.10	5	0	75.9	49 - 120	4.239	11	20	
Naphthalene	3.367	0.10	5	0.08151	65.7	45 - 120	3.926	15.3	20	
Nitrobenzene	3.755	0.20	5	0	75.1	44 - 120	4.428	16.5	20	
N-Nitrosodiphenylamine	4.232	0.20	5	0	84.6	40 - 125	4.772	12	20	
Pentachlorophenol	4.374	0.20	5	0	87.5	19 - 121	4.782	8.92	20	
Phenanthrene	3.997	0.10	5	0	79.9	45 - 121	4.559	13.1	20	
Phenol	3.899	0.20	5	0	78.0	20 - 124	4.452	13.2	20	
Pyrene	4.757	0.10	5	0	95.1	40 - 130	5.161	8.13	20	
Surr: 2,4,6-Tribromophenol	*4.706*	*0.20*	*5*	*0*	*94.1*	*34 - 129*	*5.313*	*12.1*	*20*	
Surr: 2-Fluorobiphenyl	*3.511*	*0.20*	*5*	*0*	*70.2*	*40 - 125*	*4.113*	*15.8*	*20*	
Surr: 2-Fluorophenol	*3.644*	*0.20*	*5*	*0*	*72.9*	*20 - 120*	*4.478*	*20.5*	*20*	R
Surr: 4-Terphenyl-d14	*5.143*	*0.20*	*5*	*0*	*103*	*40 - 135*	*5.706*	*10.4*	*20*	
Surr: Nitrobenzene-d5	*3.985*	*0.20*	*5*	*0*	*79.7*	*41 - 120*	*4.742*	*17.4*	*20*	
Surr: Phenol-d6	*3.163*	*0.20*	*5*	*0*	*63.3*	*20 - 120*	*4.082*	*25.4*	*20*	R

Client: Golder Associates Inc.
Project: Houston TX-Wood Preserving Works
WorkOrder: HS22010380

QC BATCH REPORT

Batch ID: 174389 (0) **Instrument: SV-7** **Method: LOW-LEVEL SEMIVOLATILES BY 8270D**

MSD Sample ID: **HS22010333-02MSD** Units: **ug/L** Analysis Date: **24-Jan-2022 23:37**
Client ID: Run ID: **SV-7_400712** SeqNo: **6475705** PrepDate: **13-Jan-2022** DF: **1**

Analyte	Result	MQL	SPK Val	SPK Ref Value	%REC	Control Limit	RPD Ref Value	%RPD	RPD Limit	Qual
1,2-Diphenylhydrazine	4.009	0.20	5	0	80.2	39 - 127	4.042	0.842	20	
2,4-Dimethylphenol	3.105	0.20	5	0.04331	61.2	35 - 120	3.239	4.2	20	
2,4-Dinitrotoluene	3.859	0.20	5	0	77.2	50 - 122	3.502	9.68	20	
2,6-Dinitrotoluene	3.842	0.20	5	0	76.8	50 - 120	3.505	9.15	20	
2-Chloronaphthalene	3.633	0.20	5	0	72.7	50 - 120	3.567	1.84	20	
2-Methylnaphthalene	3.262	0.10	5	0.309	59.1	50 - 120	3.246	0.512	20	
4,6-Dinitro-2-methylphenol	3.159	0.20	5	0	63.2	25 - 121	3.613	13.4	30	
4-Nitrophenol	2.51	1.0	5	0	50.2	30 - 130	3.465	32	20	R
Acenaphthene	3.578	0.10	5	0.6373	58.8	45 - 120	3.578	0.0113	20	
Acenaphthylene	3.486	0.10	5	0	69.7	47 - 120	3.375	3.23	20	
Anthracene	4.42	0.10	5	0.1791	84.8	45 - 120	4.362	1.31	20	
Benz(a)anthracene	5.592	0.10	5	0.05847	111	40 - 120	4.684	17.7	20	
Benzo(a)pyrene	5.74	0.10	5	0	115	45 - 120	5.735	0.0794	20	
Bis(2-chloroethoxy)methane	3.253	0.20	5	0	65.1	45 - 120	3.35	2.92	20	
Bis(2-ethylhexyl)phthalate	5.961	0.20	5	0.07128	118	40 - 139	5.075	16.1	20	
Chrysene	5.494	0.10	5	0.05385	109	43 - 120	4.296	24.5	20	R
Dibenzofuran	3.666	0.10	5	0.5057	63.2	50 - 120	3.454	5.95	20	
Di-n-butyl phthalate	5.481	0.20	5	0.01018	109	45 - 123	5.094	7.31	20	
Fluoranthene	5.789	0.10	5	0.5489	105	45 - 125	5.629	2.81	20	
Fluorene	3.993	0.10	5	0.6097	67.7	49 - 120	3.662	8.63	20	
Naphthalene	3.653	0.10	5	0.6745	59.6	45 - 120	3.686	0.899	20	
Nitrobenzene	3.534	0.20	5	0	70.7	44 - 120	3.467	1.89	20	
N-Nitrosodiphenylamine	4.28	0.20	5	0	85.6	40 - 125	4.055	5.39	20	
Pentachlorophenol	4.756	0.20	5	0	95.1	19 - 121	4.783	0.564	20	
Phenanthrene	4.711	0.10	5	0.5992	82.2	45 - 121	5.126	8.44	20	
Phenol	3.331	0.20	5	0	66.6	20 - 124	3.244	2.62	20	
Pyrene	5.423	0.10	5	0.3293	102	40 - 130	4.33	22.4	20	R
Surr: 2,4,6-Tribromophenol	*4.371*	*0.20*	*5*	*0*	*87.4*	*34 - 129*	*4.151*	*5.15*	*20*	
Surr: 2-Fluorobiphenyl	*3.314*	*0.20*	*5*	*0*	*66.3*	*40 - 125*	*3.416*	*3.04*	*20*	
Surr: 2-Fluorophenol	*3.302*	*0.20*	*5*	*0*	*66.0*	*20 - 120*	*3.463*	*4.75*	*20*	
Surr: 4-Terphenyl-d14	*5.749*	*0.20*	*5*	*0*	*115*	*40 - 135*	*4.946*	*15*	*20*	
Surr: Nitrobenzene-d5	*3.589*	*0.20*	*5*	*0*	*71.8*	*41 - 120*	*3.551*	*1.09*	*20*	
Surr: Phenol-d6	*3.34*	*0.20*	*5*	*0*	*66.8*	*20 - 120*	*3.315*	*0.754*	*20*	

Client: Golder Associates Inc.
Project: Houston TX-Wood Preserving Works
WorkOrder: HS22010380

QC BATCH REPORT

Batch ID: 174389 (0) **Instrument:** SV-7 **Method:** LOW-LEVEL SEMIVOLATILES BY 8270D

The following samples were analyzed in this batch:

HS22010380-02	HS22010380-03	HS22010380-04	HS22010380-05
HS22010380-06	HS22010380-07	HS22010380-08	HS22010380-09
HS22010380-10	HS22010380-11	HS22010380-12	

Client: Golder Associates Inc.
Project: Houston TX-Wood Preserving Works
WorkOrder: HS22010380

QC BATCH REPORT

Batch ID: R400433 (0) **Instrument:** VOA7 **Method:** LOW LEVEL VOLATILES BY SW8260C

MBLK Sample ID: **VBLKW-220114** Units: **ug/L** Analysis Date: **14-Jan-2022 21:02**
Client ID: Run ID: **VOA7_400433** SeqNo: **6464960** PrepDate: DF: **1**

Analyte	Result	MQL	SPK Val	SPK Ref Value	%REC	Control Limit	RPD Ref Value	%RPD	RPD Limit	Qual
1,2-Dichloroethane	< 0.20	1.0								
Benzene	< 0.20	1.0								
Chlorobenzene	< 0.30	1.0								
Ethylbenzene	< 0.30	1.0								
Methylene chloride	< 1.0	2.0								
Toluene	< 0.20	1.0								
Xylenes, Total	< 0.30	1.0								
Surr: 1,2-Dichloroethane-d4	*42.88*	*1.0*	*50*	*0*	*85.8*	*70 - 123*				
Surr: 4-Bromofluorobenzene	*41.17*	*1.0*	*50*	*0*	*82.3*	*82 - 115*				
Surr: Dibromofluoromethane	*47.08*	*1.0*	*50*	*0*	*94.2*	*73 - 126*				
Surr: Toluene-d8	*49.02*	*1.0*	*50*	*0*	*98.0*	*81 - 120*				

LCS Sample ID: **VLCSW-220114** Units: **ug/L** Analysis Date: **14-Jan-2022 20:20**
Client ID: Run ID: **VOA7_400433** SeqNo: **6464959** PrepDate: DF: **1**

Analyte	Result	MQL	SPK Val	SPK Ref Value	%REC	Control Limit	RPD Ref Value	%RPD	RPD Limit	Qual
1,2-Dichloroethane	15.45	1.0	20	0	77.3	70 - 124				
Benzene	17.32	1.0	20	0	86.6	74 - 120				
Chlorobenzene	17.75	1.0	20	0	88.7	76 - 113				
Ethylbenzene	17.37	1.0	20	0	86.8	77 - 117				
Methylene chloride	18.52	2.0	20	0	92.6	70 - 127				
Toluene	17.71	1.0	20	0	88.6	77 - 118				
Xylenes, Total	51.53	1.0	60	0	85.9	75 - 122				
Surr: 1,2-Dichloroethane-d4	*44.37*	*1.0*	*50*	*0*	*88.7*	*70 - 123*				
Surr: 4-Bromofluorobenzene	*43.2*	*1.0*	*50*	*0*	*86.4*	*82 - 115*				
Surr: Dibromofluoromethane	*47.75*	*1.0*	*50*	*0*	*95.5*	*73 - 126*				
Surr: Toluene-d8	*48.28*	*1.0*	*50*	*0*	*96.6*	*81 - 120*				

Client: Golder Associates Inc.
Project: Houston TX-Wood Preserving Works
WorkOrder: HS22010380

QC BATCH REPORT

Batch ID: R400433 (0) **Instrument:** VOA7 **Method:** LOW LEVEL VOLATILES BY SW8260C

MS Sample ID: **HS22010402-01MS** Units: **ug/L** Analysis Date: **14-Jan-2022 23:50**
Client ID: Run ID: **VOA7_400433** SeqNo: **6464968** PrepDate: DF: **1**

Analyte	Result	MQL	SPK Val	SPK Ref Value	%REC	Control Limit	RPD Ref Value	%RPD	RPD Limit	Qual
1,2-Dichloroethane	15.05	1.0	20	0	75.2	70 - 127				
Benzene	18.02	1.0	20	0	90.1	70 - 127				
Chlorobenzene	17.95	1.0	20	0	89.8	70 - 114				
Ethylbenzene	17.88	1.0	20	0	89.4	70 - 124				
Methylene chloride	18.28	2.0	20	0	91.4	70 - 128				
Toluene	18.32	1.0	20	0	91.6	70 - 123				
Xylenes, Total	53.35	1.0	60	0	88.9	70 - 130				
Surr: 1,2-Dichloroethane-d4	*44.5*	*1.0*	*50*	*0*	*89.0*	*70 - 126*				
Surr: 4-Bromofluorobenzene	*42.8*	*1.0*	*50*	*0*	*85.6*	*81 - 113*				
Surr: Dibromofluoromethane	*47.87*	*1.0*	*50*	*0*	*95.7*	*77 - 123*				
Surr: Toluene-d8	*48.2*	*1.0*	*50*	*0*	*96.4*	*82 - 127*				

MS Sample ID: **HS22010380-11MS** Units: **ug/L** Analysis Date: **14-Jan-2022 23:08**
Client ID: **WG-1620-MW50A-20220110** Run ID: **VOA7_400433** SeqNo: **6464966** PrepDate: DF: **1**

Analyte	Result	MQL	SPK Val	SPK Ref Value	%REC	Control Limit	RPD Ref Value	%RPD	RPD Limit	Qual
1,2-Dichloroethane	14.74	1.0	20	0	73.7	70 - 127				
Benzene	17.88	1.0	20	0	89.4	70 - 127				
Chlorobenzene	18.25	1.0	20	0	91.2	70 - 114				
Ethylbenzene	17.72	1.0	20	0	88.6	70 - 124				
Methylene chloride	18.22	2.0	20	0	91.1	70 - 128				
Toluene	18.47	1.0	20	0	92.4	70 - 123				
Xylenes, Total	53.15	1.0	60	0	88.6	70 - 130				
Surr: 1,2-Dichloroethane-d4	*44.97*	*1.0*	*50*	*0*	*89.9*	*70 - 126*				
Surr: 4-Bromofluorobenzene	*43.98*	*1.0*	*50*	*0*	*88.0*	*81 - 113*				
Surr: Dibromofluoromethane	*47.53*	*1.0*	*50*	*0*	*95.1*	*77 - 123*				
Surr: Toluene-d8	*48.81*	*1.0*	*50*	*0*	*97.6*	*82 - 127*				

Client: Golder Associates Inc.
Project: Houston TX-Wood Preserving Works
WorkOrder: HS22010380

QC BATCH REPORT

Batch ID: R400433 (0) **Instrument:** VOA7 **Method:** LOW LEVEL VOLATILES BY SW8260C

MSD Sample ID: **HS22010402-01MSD** Units: **ug/L** Analysis Date: **15-Jan-2022 00:11**
Client ID: Run ID: **VOA7_400433** SeqNo: **6464969** PrepDate: DF: **1**

Analyte	Result	MQL	SPK Val	SPK Ref Value	%REC	Control Limit	RPD Ref Value	%RPD	RPD Limit	Qual
1,2-Dichloroethane	14.65	1.0	20	0	73.3	70 - 127	15.05	2.66	20	
Benzene	17.48	1.0	20	0	87.4	70 - 127	18.02	3.03	20	
Chlorobenzene	17.76	1.0	20	0	88.8	70 - 114	17.95	1.09	20	
Ethylbenzene	17.61	1.0	20	0	88.1	70 - 124	17.88	1.54	20	
Methylene chloride	18.13	2.0	20	0	90.7	70 - 128	18.28	0.791	20	
Toluene	17.83	1.0	20	0	89.1	70 - 123	18.32	2.73	20	
Xylenes, Total	51.74	1.0	60	0	86.2	70 - 130	53.35	3.06	20	
Surr: 1,2-Dichloroethane-d4	*44.49*	*1.0*	*50*	*0*	*89.0*	*70 - 126*	*44.5*	*0.0136*	*20*	
Surr: 4-Bromofluorobenzene	*42.97*	*1.0*	*50*	*0*	*85.9*	*81 - 113*	*42.8*	*0.386*	*20*	
Surr: Dibromofluoromethane	*48.53*	*1.0*	*50*	*0*	*97.1*	*77 - 123*	*47.87*	*1.38*	*20*	
Surr: Toluene-d8	*48.97*	*1.0*	*50*	*0*	*97.9*	*82 - 127*	*48.2*	*1.58*	*20*	

MSD Sample ID: **HS22010380-11MSD** Units: **ug/L** Analysis Date: **14-Jan-2022 23:29**
Client ID: **WG-1620-MW50A-20220110** Run ID: **VOA7_400433** SeqNo: **6464967** PrepDate: DF: **1**

Analyte	Result	MQL	SPK Val	SPK Ref Value	%REC	Control Limit	RPD Ref Value	%RPD	RPD Limit	Qual
1,2-Dichloroethane	14.56	1.0	20	0	72.8	70 - 127	14.74	1.21	20	
Benzene	17.12	1.0	20	0	85.6	70 - 127	17.88	4.33	20	
Chlorobenzene	17.78	1.0	20	0	88.9	70 - 114	18.25	2.6	20	
Ethylbenzene	17.34	1.0	20	0	86.7	70 - 124	17.72	2.12	20	
Methylene chloride	17.27	2.0	20	0	86.3	70 - 128	18.22	5.36	20	
Toluene	17.38	1.0	20	0	86.9	70 - 123	18.47	6.09	20	
Xylenes, Total	51.66	1.0	60	0	86.1	70 - 130	53.15	2.85	20	
Surr: 1,2-Dichloroethane-d4	*44.69*	*1.0*	*50*	*0*	*89.4*	*70 - 126*	*44.97*	*0.631*	*20*	
Surr: 4-Bromofluorobenzene	*43.7*	*1.0*	*50*	*0*	*87.4*	*81 - 113*	*43.98*	*0.636*	*20*	
Surr: Dibromofluoromethane	*47.91*	*1.0*	*50*	*0*	*95.8*	*77 - 123*	*47.53*	*0.786*	*20*	
Surr: Toluene-d8	*48.58*	*1.0*	*50*	*0*	*97.2*	*82 - 127*	*48.81*	*0.489*	*20*	

The following samples were analyzed in this batch:

HS22010380-01	HS22010380-03	HS22010380-04	HS22010380-05
HS22010380-06	HS22010380-07	HS22010380-08	HS22010380-09
HS22010380-10	HS22010380-11	HS22010380-12	

Client: Golder Associates Inc.
Project: Houston TX-Wood Preserving Works
WorkOrder: HS22010380

QC BATCH REPORT

Batch ID: R400445 (0) **Instrument:** VOA4 **Method:** LOW LEVEL VOLATILES BY SW8260C

MBLK Sample ID: **VBLKW-220114** Units: **ug/L** Analysis Date: **14-Jan-2022 23:04**
Client ID: Run ID: **VOA4_400445** SeqNo: **6465194** PrepDate: DF: **1**

Analyte	Result	MQL	SPK Val	SPK Ref Value	%REC	Control Limit	RPD Ref Value	%RPD	RPD Limit	Qual
1,2-Dichloroethane	< 0.20	1.0								
Benzene	< 0.20	1.0								
Chlorobenzene	< 0.30	1.0								
Ethylbenzene	< 0.30	1.0								
Methylene chloride	< 1.0	2.0								
Toluene	< 0.20	1.0								
Xylenes, Total	< 0.30	1.0								
Surr: 1,2-Dichloroethane-d4	*54.62*	*1.0*	*50*	*0*	*109*	*70 - 123*				
Surr: 4-Bromofluorobenzene	*46.82*	*1.0*	*50*	*0*	*93.6*	*82 - 115*				
Surr: Dibromofluoromethane	*50.39*	*1.0*	*50*	*0*	*101*	*73 - 126*				
Surr: Toluene-d8	*51.51*	*1.0*	*50*	*0*	*103*	*81 - 120*				

LCS Sample ID: **VLCSW-220114** Units: **ug/L** Analysis Date: **14-Jan-2022 22:20**
Client ID: Run ID: **VOA4_400445** SeqNo: **6465193** PrepDate: DF: **1**

Analyte	Result	MQL	SPK Val	SPK Ref Value	%REC	Control Limit	RPD Ref Value	%RPD	RPD Limit	Qual
1,2-Dichloroethane	19.24	1.0	20	0	96.2	70 - 124				
Benzene	21.05	1.0	20	0	105	74 - 120				
Chlorobenzene	19.3	1.0	20	0	96.5	76 - 113				
Ethylbenzene	19.58	1.0	20	0	97.9	77 - 117				
Methylene chloride	23.34	2.0	20	0	117	70 - 127				
Toluene	19.94	1.0	20	0	99.7	77 - 118				
Xylenes, Total	66.93	1.0	60	0	112	75 - 122				
Surr: 1,2-Dichloroethane-d4	*54.78*	*1.0*	*50*	*0*	*110*	*70 - 123*				
Surr: 4-Bromofluorobenzene	*49.6*	*1.0*	*50*	*0*	*99.2*	*82 - 115*				
Surr: Dibromofluoromethane	*52.04*	*1.0*	*50*	*0*	*104*	*73 - 126*				
Surr: Toluene-d8	*51.21*	*1.0*	*50*	*0*	*102*	*81 - 120*				

Client: Golder Associates Inc.
Project: Houston TX-Wood Preserving Works
WorkOrder: HS22010380

QC BATCH REPORT

Batch ID: **R400445 (0)** **Instrument:** **VOA4** **Method:** **LOW LEVEL VOLATILES BY SW8260C**

MS Sample ID: **HS22010380-02MS** Units: **ug/L** Analysis Date: **14-Jan-2022 23:49**
Client ID: **WG-1620-MW54C-20220110** Run ID: **VOA4_400445** SeqNo: **6465196** PrepDate: DF: **1**

Analyte	Result	MQL	SPK Val	SPK Ref Value	%REC	Control Limit	RPD Ref Value	%RPD	RPD Limit	Qual
1,2-Dichloroethane	16.16	1.0	20	0	80.8	70 - 127				
Benzene	18.01	1.0	20	0	90.0	70 - 127				
Chlorobenzene	16.09	1.0	20	0	80.4	70 - 114				
Ethylbenzene	17.16	1.0	20	0	85.8	70 - 124				
Methylene chloride	18.68	2.0	20	0	93.4	70 - 128				
Toluene	16.86	1.0	20	0	84.3	70 - 123				
Xylenes, Total	55.95	1.0	60	0	93.2	70 - 130				
Surr: 1,2-Dichloroethane-d4	*54.32*	*1.0*	*50*	*0*	*109*	*70 - 126*				
Surr: 4-Bromofluorobenzene	*49.82*	*1.0*	*50*	*0*	*99.6*	*81 - 113*				
Surr: Dibromofluoromethane	*51.68*	*1.0*	*50*	*0*	*103*	*77 - 123*				
Surr: Toluene-d8	*51.27*	*1.0*	*50*	*0*	*103*	*82 - 127*				

MSD Sample ID: **HS22010380-02MSD** Units: **ug/L** Analysis Date: **15-Jan-2022 00:11**
Client ID: **WG-1620-MW54C-20220110** Run ID: **VOA4_400445** SeqNo: **6465197** PrepDate: DF: **1**

Analyte	Result	MQL	SPK Val	SPK Ref Value	%REC	Control Limit	RPD Ref Value	%RPD	RPD Limit	Qual
1,2-Dichloroethane	16.1	1.0	20	0	80.5	70 - 127	16.16	0.404	20	
Benzene	17.73	1.0	20	0	88.6	70 - 127	18.01	1.56	20	
Chlorobenzene	15.76	1.0	20	0	78.8	70 - 114	16.09	2.04	20	
Ethylbenzene	16.64	1.0	20	0	83.2	70 - 124	17.16	3.09	20	
Methylene chloride	18.33	2.0	20	0	91.6	70 - 128	18.68	1.92	20	
Toluene	16.75	1.0	20	0	83.8	70 - 123	16.86	0.654	20	
Xylenes, Total	55.07	1.0	60	0	91.8	70 - 130	55.95	1.57	20	
Surr: 1,2-Dichloroethane-d4	*53.7*	*1.0*	*50*	*0*	*107*	*70 - 126*	*54.32*	*1.15*	*20*	
Surr: 4-Bromofluorobenzene	*49.52*	*1.0*	*50*	*0*	*99.0*	*81 - 113*	*49.82*	*0.609*	*20*	
Surr: Dibromofluoromethane	*52.04*	*1.0*	*50*	*0*	*104*	*77 - 123*	*51.68*	*0.687*	*20*	
Surr: Toluene-d8	*51.49*	*1.0*	*50*	*0*	*103*	*82 - 127*	*51.27*	*0.427*	*20*	

The following samples were analyzed in this batch: HS22010380-02

Client: Golder Associates Inc.
Project: Houston TX-Wood Preserving Works
WorkOrder: HS22010380

QC BATCH REPORT

Batch ID: R400247 (0) **Instrument:** ICS-Integrion **Method:** ANIONS BY SW9056A

MBLK Sample ID: **MBLK** Units: **mg/L** Analysis Date: **11-Jan-2022 21:00**
Client ID: Run ID: **ICS-Integrion_400247** SeqNo: **6460964** PrepDate: DF: **1**

Analyte	Result	MQL	SPK Val	SPK Ref Value	%REC	Control Limit	RPD Ref Value	%RPD	RPD Limit	Qual
Chloride	< 0.200	0.500								
Nitrogen, Nitrate (As N)	< 0.0300	0.100								
Nitrogen, Nitrite (As N)	< 0.0300	0.100								
Sulfate	< 0.200	0.500								

LCS Sample ID: **LCS** Units: **mg/L** Analysis Date: **11-Jan-2022 21:07**
Client ID: Run ID: **ICS-Integrion_400247** SeqNo: **6460965** PrepDate: DF: **1**

Analyte	Result	MQL	SPK Val	SPK Ref Value	%REC	Control Limit	RPD Ref Value	%RPD	RPD Limit	Qual
Chloride	18.23	0.500	20	0	91.2	80 - 120				
Nitrogen, Nitrate (As N)	3.603	0.100	4	0	90.1	80 - 120				
Nitrogen, Nitrite (As N)	3.786	0.100	4	0	94.6	80 - 120				
Sulfate	18.5	0.500	20	0	92.5	80 - 120				

MS Sample ID: **HS22010380-11MS** Units: **mg/L** Analysis Date: **11-Jan-2022 19:44**
Client ID: **WG-1620-MW50A-20220110** Run ID: **ICS-Integrion_400247** SeqNo: **6460954** PrepDate: DF: **1**

Analyte	Result	MQL	SPK Val	SPK Ref Value	%REC	Control Limit	RPD Ref Value	%RPD	RPD Limit	Qual
Chloride	14.42	0.500	10	5.187	92.3	80 - 120				
Nitrogen, Nitrate (As N)	3.663	0.100	2	1.817	92.3	80 - 120				
Nitrogen, Nitrite (As N)	1.848	0.100	2	0.1602	84.4	80 - 120				
Sulfate	20.4	0.500	10	11.3	91.0	80 - 120				

MSD Sample ID: **HS22010380-11MSD** Units: **mg/L** Analysis Date: **11-Jan-2022 19:52**
Client ID: **WG-1620-MW50A-20220110** Run ID: **ICS-Integrion_400247** SeqNo: **6460955** PrepDate: DF: **1**

Analyte	Result	MQL	SPK Val	SPK Ref Value	%REC	Control Limit	RPD Ref Value	%RPD	RPD Limit	Qual
Chloride	14.38	0.500	10	5.187	91.9	80 - 120	14.42	0.264	20	
Nitrogen, Nitrate (As N)	3.652	0.100	2	1.817	91.8	80 - 120	3.663	0.29	20	
Nitrogen, Nitrite (As N)	1.841	0.100	2	0.1602	84.0	80 - 120	1.848	0.363	20	
Sulfate	20.26	0.500	10	11.3	89.6	80 - 120	20.4	0.689	20	

The following samples were analyzed in this batch: HS22010380-07 HS22010380-08 HS22010380-09 HS22010380-10 HS22010380-11 HS22010380-12

Client: Golder Associates Inc.
Project: Houston TX-Wood Preserving Works
WorkOrder: HS22010380

QC BATCH REPORT

Batch ID: R400310 (0) **Instrument:** ICS-Integrion **Method:** ANIONS BY SW9056A

MBLK Sample ID: **MBLK** Units: **mg/L** Analysis Date: **12-Jan-2022 10:11**
Client ID: Run ID: **ICS-Integrion_400310** SeqNo: **6462257** PrepDate: DF: **1**

Analyte	Result	MQL	SPK Val	SPK Ref Value	%REC	Control Limit	RPD Ref Value	%RPD	RPD Limit	Qual
Chloride	< 0.200	0.500								
Sulfate	< 0.200	0.500								

LCS Sample ID: **LCS** Units: **mg/L** Analysis Date: **12-Jan-2022 10:19**
Client ID: Run ID: **ICS-Integrion_400310** SeqNo: **6462258** PrepDate: DF: **1**

Analyte	Result	MQL	SPK Val	SPK Ref Value	%REC	Control Limit	RPD Ref Value	%RPD	RPD Limit	Qual
Chloride	18.51	0.500	20	0	92.5	80 - 120				
Sulfate	18.71	0.500	20	0	93.6	80 - 120				

MS Sample ID: **HS22010424-09MS** Units: **mg/L** Analysis Date: **12-Jan-2022 15:41**
Client ID: Run ID: **ICS-Integrion_400310** SeqNo: **6462262** PrepDate: DF: **1**

Analyte	Result	MQL	SPK Val	SPK Ref Value	%REC	Control Limit	RPD Ref Value	%RPD	RPD Limit	Qual
Chloride	776.1	0.500	10	782.8	-67.9	80 - 120				SEO
Sulfate	354.1	0.500	10	350.3	38.1	80 - 120				SEO

MSD Sample ID: **HS22010424-09MSD** Units: **mg/L** Analysis Date: **12-Jan-2022 15:49**
Client ID: Run ID: **ICS-Integrion_400310** SeqNo: **6462263** PrepDate: DF: **1**

Analyte	Result	MQL	SPK Val	SPK Ref Value	%REC	Control Limit	RPD Ref Value	%RPD	RPD Limit	Qual
Chloride	786.1	0.500	10	782.8	32.8	80 - 120	776.1	1.29	20	SEO
Sulfate	358.7	0.500	10	350.3	84.2	80 - 120	354.1	1.29	20	EO

The following samples were analyzed in this batch: HS22010380-07 HS22010380-08 HS22010380-09 HS22010380-10

Client: Golder Associates Inc.
Project: Houston TX-Wood Preserving Works
WorkOrder: HS22010380

QC BATCH REPORT

Batch ID: R400372 (0) **Instrument:** ManTech01 **Method:** ALKALINITY BY SM 2320B-2011

MBLK Sample ID: **WBLKW1-220111** Units: **mg/L** Analysis Date: **14-Jan-2022 06:59**
Client ID: Run ID: **ManTech01_400372** SeqNo: **6463526** PrepDate: DF: **1**

Analyte	Result	MQL	SPK Val	SPK Ref Value	%REC	Control Limit	RPD Ref Value	%RPD	RPD Limit	Qual
Alkalinity, Bicarbonate (As CaCO3)	< 5.00	5.00								
Alkalinity, Carbonate (As CaCO3)	< 5.00	5.00								
Alkalinity, Total (As CaCO3)	< 5.00	5.00								

LCS Sample ID: **LCS1-220114** Units: **mg/L** Analysis Date: **14-Jan-2022 07:08**
Client ID: Run ID: **ManTech01_400372** SeqNo: **6463527** PrepDate: DF: **1**

Analyte	Result	MQL	SPK Val	SPK Ref Value	%REC	Control Limit	RPD Ref Value	%RPD	RPD Limit	Qual
Alkalinity, Carbonate (As CaCO3)	997.5	5.00	1000	0	99.8	85 - 115				
Alkalinity, Total (As CaCO3)	1026	5.00	1000	0	103	85 - 115				

LCSD Sample ID: **LCSD1-220114** Units: **mg/L** Analysis Date: **14-Jan-2022 07:17**
Client ID: Run ID: **ManTech01_400372** SeqNo: **6463528** PrepDate: DF: **1**

Analyte	Result	MQL	SPK Val	SPK Ref Value	%REC	Control Limit	RPD Ref Value	%RPD	RPD Limit	Qual
Alkalinity, Carbonate (As CaCO3)	992.7	5.00	1000	0	99.3	85 - 115	997.5	0.487	20	
Alkalinity, Total (As CaCO3)	1022	5.00	1000	0	102	85 - 115	1026	0.353	20	

DUP Sample ID: **HS22010380-11DUP** Units: **mg/L** Analysis Date: **14-Jan-2022 07:29**
Client ID: **WG-1620-MW50A-20220110** Run ID: **ManTech01_400372** SeqNo: **6463530** PrepDate: DF: **1**

Analyte	Result	MQL	SPK Val	SPK Ref Value	%REC	Control Limit	RPD Ref Value	%RPD	RPD Limit	Qual
Alkalinity, Bicarbonate (As CaCO3)	110.3	5.00					110.2	0.0907	20	
Alkalinity, Carbonate (As CaCO3)	< 5.00	5.00					0.92	0	20	
Alkalinity, Total (As CaCO3)	112.2	5.00					111.2	0.931	20	

The following samples were analyzed in this batch: HS22010380-07 HS22010380-08 HS22010380-09 HS22010380-10 HS22010380-11 HS22010380-12

Client: Golder Associates Inc.
Project: Houston TX-Wood Preserving Works
WorkOrder: **HS22010380**

QUALIFIERS, ACRONYMS, UNITS

Qualifier	Description
*	Value exceeds Regulatory Limit
a	Not accredited
B	Analyte detected in the associated Method Blank above the Reporting Limit
E	Value above quantitation range
H	Analyzed outside of Holding Time
J	Analyte detected below quantitation limit
M	Manually integrated, see raw data for justification
n	Not offered for accreditation
ND	Not Detected at the Reporting Limit
O	Sample amount is > 4 times amount spiked
P	Dual Column results percent difference > 40%
R	RPD above laboratory control limit
S	Spike Recovery outside laboratory control limits
U	Analyzed but not detected above the MDL/SDL

Acronym	Description
DCS	Detectability Check Study
DUP	Method Duplicate
LCS	Laboratory Control Sample
LCSD	Laboratory Control Sample Duplicate
MBLK	Method Blank
MDL	Method Detection Limit
MQL	Method Quantitation Limit
MS	Matrix Spike
MSD	Matrix Spike Duplicate
PDS	Post Digestion Spike
PQL	Practical Quantitaion Limit
SD	Serial Dilution
SDL	Sample Detection Limit
TRRP	Texas Risk Reduction Program

Unit Reported	Description
mg/L	Milligrams per Liter

CERTIFICATIONS,ACCREDITATIONS & LICENSES

Agency	Number	Expire Date
Arkansas	21-022-0	26-Mar-2022
Florida	E87611-33	30-Jun-2022
Illinois	2000322021-7	09-May-2022
Kansas	E-10352 2021-2022	31-Jul-2022
Kentucky	123043, 2021-2022	30-Apr-2022
Louisiana	03087, 2021-2022	30-Jun-2022
Texas	T104704231-21-28	30-Apr-2022

Sample Receipt Checklist

Work Order ID: HS22010380 **Date/Time Received:** **11-Jan-2022 12:00**

Client Name: PBW **Received by:** **Pablo Marinez**

Completed By: /S/ Pablo Marinez (eSignature) 11-Jan-2022 14:12 (Date/Time) **Reviewed by:** /S/ Dane J. Wacasey (eSignature) 25-Jan-2022 17:36 (Date/Time)

Matrices: **WATER** Carrier name: **Client**

	Yes	No	
Shipping container/cooler in good condition?	☑	☐	Not Present ☐
Custody seals intact on shipping container/cooler?	☐	☐	Not Present ☑
Custody seals intact on sample bottles?	☐	☐	Not Present ☑
VOA/TX1005/TX1006 Solids in hermetically sealed vials?	☐	☐	Not Present ☑
Chain of custody present?	☑	☐	2 Page(s)
Chain of custody signed when relinquished and received?	☑	☐	COC IDs:258754, 755
Samplers name present on COC?	☑	☐	
Chain of custody agrees with sample labels?	☐	☑	
Samples in proper container/bottle?	☑	☐	
Sample containers intact?	☑	☐	
Sufficient sample volume for indicated test?	☑	☐	
All samples received within holding time?	☑	☐	
Container/Temp Blank temperature in compliance?	☑	☐	

Temperature(s)/Thermometer(s): 0.6°C, 0.7°C, 0.5°C UC/C | IR 31

Cooler(s)/Kit(s): 48222, 45673, 48280

Date/Time sample(s) sent to storage: 1/11/22 14:30

	Yes	No	
Water - VOA vials have zero headspace?	☑	☐	No VOA vials submitted ☐
Water - pH acceptable upon receipt?	☐	☑	N/A ☐
pH adjusted?	☑	☐	N/A ☐

pH adjusted by: Pablo Marinez

Login Notes:
WG-1620-MW98A-20220110 - Metals 2nd of 2 bottles - initial pH >2(6)
preserved with 0.5mL HNO3 on 1/11/22 @ 13:50 by PM
Acid Lot # 316135911 Final pH = 1
Quantity does not match - 78A, 77A, 97A, 98A, 50A, & 49A
CoC = 6 bottles Rec'd = 8 bottles

Client Contacted: Date Contacted: Person Contacted:

Contacted By: Regarding:

Comments:

Corrective Action:

ALS

Cincinnati, OH +1 513 733 5336
Everett, WA +1 425 356 2600
Fort Collins, CO +1 970 490 1511
Holland, MI +1 616 399 6070

Chain of Custody Form

Page 1 of 2

COC ID: 258754

HS22010380

Golder Associates Inc.
Houston TX-Wood Preserving Works

ALS Project Manager:

Customer Information		Project Information	
Purchase Order	4300042071/Kevin Peterburs 1620-01	Project Name	Houston TX-Wood Preserving Works
Work Order		Project Number	1620-01-Rev0 SR 92688
Company Name	Golder Associates Inc.	Bill To Company	Union Pacific Railroad- A/P
Send Report To	Eric Matzner	Invoice Attn	Accounts Payable
Address	2201 Double Creek Drive Suite 4004	Address	1400 Douglas Street Stop 0750
City/State/Zip	Round Rock, TX 78664	City/State/Zip	Omaha NE 681790750
Phone	(512) 671-3434	Phone	
Fax	(512) 671-3446	Fax	
e-Mail Address	Eric_Matzner@golder.com	e-Mail Address	

A	8260_LL_W (5632528 VOC Site Specific)
B	8260_LL_W (5632528 VOC Site Specific + V.C.)
C	8270_LOW_W (5632532 SemiVolatiles Site specific)
D	ICP_TW (5636002 Metals - As)
E	5636002 5652646 Metals - As, Ca, Fe, Mg, Mn, K, Na
F	9056_anions_W (5652642 Anions-"NO3", "NO2", Cl, F, SO4)
G	ALK_W 2320B (5635964 Alkalinity (T, CO3, HCO3))
H	
I	
J	

REVISED

No.	Sample Description	Date	Time	Matrix	Pres.	# Bottles	A	B	C	D	E	F	G	H	I	J	Hold
1	WQ-1620-TB03-20220110	1-10-22		Water	1,8	2	X										
2	WG-1620-MW54C-20220110	1-10-22	0820	Groundwa	1,2,8	6	X		X	X							
3	WG-1620-FD01-20220110	1-10-22	0820	GW		6	X		X	X							
4	WG-1620-MW53C-20220110	1-10-22	0915	GW		6	X		X	X							
5	WG-1620-MW46C-20220110	1-10-22	1015	GW		6	X		X	X							
6	WG-1620-MW44C-20220110	1-10-22	1105	GW		6	X		X	X							
7	WG-1620-MW78A-20220110	1-10-22	1240	GW		6	X		X	X	X	X	X				
8	WG-1620-MW77A-20220110	1-10-22	1335	GW		6	X		X	X	X	X	X				
9	WG-1620-MW97A-20220110	1-10-22	1425	GW		6	X		X	X	X	X	X				
10	WG-1620-MW98A-20220110	1-10-22	1515	GW		6	X		X	X	X	X	X				

Sampler(s) Please Print & Sign: JOHN BRYTON [signature]

Shipment Method: HAND DELIVERED

Required Turnaround Time: (Check Box) [X] STD 10 Wk Days [ ] 5 Wk Days [ ] 2 Wk Days [ ] 24 Hour [ ] Other

Results Due Date:

Relinquished by:	Date:	Time:	Received by:
[signature]	1-11-22	12:00	
Relinquished by:	Date: 1-11-22	Time: 12:00	Received by (Laboratory): [signature]
Logged by (Laboratory):	Date:	Time:	Checked by (Laboratory):

Notes: UPRR HWPW 1620-01

Cooler ID	Cooler Temp.
98222	0.6C
95673	0.2C
18266	0.5C
1831	0.6C

QC Package: (Check One Box Below)
[ ] Level II Std QC
[ ] Level III Std QC/Raw Data
[ ] Level IV SW846/CLP
[ ] Other
[X] TRRP Checklist
[ ] TRRP Level IV

Preservative Key: 1-HCl 2-HNO_3 3-H_2SO_4 4-NaOH 5-$Na_2S_2O_3$ 6-$NaHSO_4$ 7-Other 8-4°C 9-5035

Note:
1. Any changes must be made in writing once samples and COC Form have been submitted to ALS Environmental.
2. Unless otherwise agreed in a formal contract, services provided by ALS Environmental are expressly limited to the terms and conditions stated on the reverse.
3. The Chain of Custody is a legal document. All information must be completed accurately.

Copyright 2011 by ALS Environmental.

ALS

Cincinnati, OH +1 513 733 5336
Everett, WA +1 425 356 2600
Fort Collins, CO +1 970 490 1511
Holland, MI +1 616 399 6070

Chain of Custody Form

Page 2 of 2

COC ID: 258755

HS22010380

Golder Associates Inc.
Houston TX-Wood Preserving Works

Customer Information		Project Information	
Purchase Order	4300042071/Kevin Peterburs 1620-01	Project Name	Houston TX-Wood Preserving Works
Work Order		Project Number	1620-01-Rev0 SR 92638
Company Name	Golder Associates Inc.	Bill To Company	Union Pacific Railroad- A/P
Send Report To	Eric Matzner	Invoice Attn	Accounts Payable
Address	2201 Double Creek Drive Suite 4004	Address	1400 Douglas Street Stop 0750
City/State/Zip	Round Rock, TX 78664	City/State/Zip	Omaha NE 681790750
Phone	(512) 671-3434	Phone	
Fax	(512) 671-3446	Fax	
e-Mail Address	Eric_Matzner@golder.com	e-Mail Address	

ALS Project Manager:

A	8260_LL_W (5632528 VOC Site Specific)
B	8260_LL_W (5632528 VOC Site Specific + V.C.)
C	8270_LOW_W (5632532 SemiVolatiles Site specific)
D	ICP_TW (5636002 Metals - As)
E	5636002 5652646 Metals - As, Ca, Fe, Mg, Mn, K, Na
F	9056_anions_W (5652642 Anions-*NO3*, *NO2*, Cl, F, SO4)
G	ALK_W 2320B (5635964 Alkalinity (T, CO3, HCO3))
H	MS/MSD
I	
J	

REVISED

No.	Sample Description	Date	Time	Matrix	Pres.	# Bottles	A	B	C	D	E	F	G	H	I	J	Hold
1	~~WQ-1620-TB~~																
2	WG-1620-MW50A-20220110	1-10-22	1610	Water	1,8	2											
3	WG-1620-MW49A-20220110	1-10-22	1705	Groundwa	1,2,8	~~6~~ 12	X		X	X	X	X	X	X			
4				GW		6	X		X	X	X	X	X				
5																	
6																	
7																	
8																	
9																	
10																	

Sampler(s) Please Print & Sign: JOHN PRAYTON [signature]

Shipment Method: HAND DELIVERED

Required Turnaround Time: (Check Box) [X] STD 10 Wk Days [ ] 5 Wk Days [ ] 2 Wk Days [ ] 24 Hour [ ] Other

Results Due Date:

Relinquished by: [signature]	Date: 1-11-22	Time: 12:00	Received by:
Relinquished by:	Date: 1-11-22	Time: 12:00	Received by (Laboratory): [signature]
Logged by (Laboratory):	Date:	Time:	Checked by (Laboratory):

Notes: UPRR HWPW 1620-01

Cooler ID	Cooler Temp.
4E222	0.6C
45673	0.7C
1E280	0.5C
1R31	CFC

QC Package: (Check One Box Below)
[ ] Level II Std QC
[ ] Level III Std QC/Raw Data
[ ] Level IV SW846/CLP
[ ] Other
[X] TRRP Checklist
[ ] TRRP Level IV

Preservative Key: 1-HCl 2-HNO_3 3-H_2SO_4 4-NaOH 5-$Na_2S_2O_3$ 6-$NaHSO_4$ 7-Other 8-4°C 9-5035

Note: 1. Any changes must be made in writing once samples and COC Form have been submitted to ALS Environmental.
2. Unless otherwise agreed in a formal contract, services provided by ALS Environmental are expressly limited to the terms and conditions stated on the reverse.
3. The Chain of Custody is a legal document. All information must be completed accurately.

Copyright 2011 by ALS Environmental.

10450 Stancliff Rd. Suite 210
Houston, TX 77099
T: +1 281 530 5656
F: +1 281 530 5887

February 02, 2022

Eric Matzner
Golder Associates Inc.
2201 Double Creek Drive
Suite 4004
Round Rock, TX 78664

Work Order: **HS22010436**

Laboratory Results for: **Houston TX-Wood Preserving Works**

Dear Eric Matzner,

ALS Environmental received 13 sample(s) on Jan 12, 2022 for the analysis presented in the following report.

The analytical data provided relates directly to the samples received by ALS Environmental and for only the analyses requested. Results are expressed as "as received" unless otherwise noted.

QC sample results for this data met EPA or laboratory specifications except as noted in the Case Narrative or as noted with qualifiers in the QC batch information. Should this laboratory report need to be reproduced, it should be reproduced in full unless written approval has been obtained by ALS Environmental. Samples will be disposed in 30 days unless storage arrangements are made.

If you have any questions regarding this report, please feel free to call me.

Sincerely,

Generated By: JUMOKE.LAWAL

Dane J. Wacasey

Client:	Golder Associates Inc.	**TRRP Laboratory Data Package Cover Page**
Project:	Houston TX-Wood Preserving Works	
WorkOrder:	**HS22010436**	

This data package consists of all or some of the following as applicable:

This signature page, the laboratory review checklist, and the following reportable data:

R1 Field chain-of-custody documentation;

R2 Sample identification cross-reference;

R3 Test reports (analytical data sheets) for each environmental sample that includes:

a) Items consistent with NELAC Chapter 5,
b) dilution factors,
c) preparation methods,
d) cleanup methods, and
e) if required for the project, tentatively identified compounds (TICs).

R4 Surrogate recovery data including:

a) Calculated recovery (%R), and
b) The laboratory's surrogate QC limits.

R5 Test reports/summary forms for blank samples;

R6 Test reports/summary forms for laboratory control samples (LCSs) including:

a) LCS spiking amounts,
b) Calculated %R for each analyte, and
c)The laboratory's LCS QC limits.

R7 Test reports for project matrix spike/matrix spike duplicates (MS/MSDs) including:

a) Samples associated with the MS/MSD clearly identified,
b) MS/MSD spiking amounts,
c) Concentration of each MS/MSD analyte measured in the parent and spiked samples,
d) Calculated %Rs and relative percent differences (RPDs), and
e) The laboratory's MS/MSD QC limits.

R8 Laboratory analytical duplicate (if applicable) recovery and precision:

a) the amount of analyte measured in the duplicate,
b) the calculated RPD, and
c) the laboratory's QC limits for analytical duplicates.

R9 List of method quantitation limits (MQLs) and detectability check sample results for each analyte for each method and matrix.

R10 Other problems or anomalies.
The Exception Report for each "No" or "Not Reviewed (NR)" item in Laboratory Review Checklist and for each analyte, matrix, and method for which the laboratory does not hold NELAC accreditation under the Texas Laboratory Accreditation Program.

Client:	Golder Associates Inc.	**TRRP Laboratory Data Package Cover Page**
Project:	Houston TX-Wood Preserving Works	
WorkOrder:	**HS22010436**	

Release Statement: I am responsible for the release of this laboratory data package. This laboratory is NELAC accredited under the Texas Laboratory Accreditation Program for all the methods, analytes and matrices reported in this data package except as noted in the Exception Reports. The data have been reviewed and are technically compliant with the requirements of the methods used, except where noted by the laboratory in the attached exception reports. By my signature below, I affirm to the best of my knowledge, all problems/anomalies, observed by the laboratory have been identified by the laboratory in the Laboratory Review Checklist, and no information affecting the quality of the data has been knowingly withheld.

Check, if applicable: [NA] This laboratory meets an exception under 30 TAC §25.6 and was last inspected by [ ] TCEQ or [ ] _____ on (enter date of last inspection). Any findings affecting the data in this laboratory data package are noted in the Exception Reports herein. The official signing the cover page of the report in which these data are used is responsible for releasing this data package and is by signature affirming the above release statement is true.

Dane J. Wacasey

Laboratory Review Checklist: Reportable Data	
Laboratory Name: ALS Laboratory Group	LRC Date: 02/02/2022
Project Name: Houston TX-Wood Preserving Works	Laboratory Job Number: HS22010436
Reviewer Name: Dane Wacasey	Prep Batch Number(s): 174410,174677,R400310,R400376,R400598,R400658,R400821

#[1]	A[2]	Description	Yes	No	NA[3]	NR[4]	ER#[5]
R1	OI	**Chain-of-custody (C-O-C)**					
		Did samples meet the laboratory's standard conditions of sample acceptability upon receipt?	X				
		Were all departures from standard conditions described in an exception report?	X				
R2	OI	**Sample and quality control (QC) identification**					
		Are all field sample ID numbers cross-referenced to the laboratory ID numbers?	X				
		Are all laboratory ID numbers cross-referenced to the corresponding QC data?	X				
R3	OI	**Test reports**					
		Were all samples prepared and analyzed within holding times?	X				
		Other than those results < MQL, were all other raw values bracketed by calibration standards?	X				
		Were calculations checked by a peer or supervisor?	X				
		Were all analyte identifications checked by a peer or supervisor?	X				
		Were sample detection limits reported for all analytes not detected?	X				
		Were all results for soil and sediment samples reported on a dry weight basis?			X		
		Were % moisture (or solids) reported for all soil and sediment samples?			X		
		Were bulk soils/solids samples for volatile analysis extracted with methanol per SW-846 Method 5035?			X		
		If required for the project, TICs reported?			X		
R4	O	**Surrogate recovery data**					
		Were surrogates added prior to extraction?	X				
		Were surrogate percent recoveries in all samples within the laboratory QC limits?		X			1
R5	OI	**Test reports/summary forms for blank samples**					
		Were appropriate type(s) of blanks analyzed?	X				
		Were blanks analyzed at the appropriate frequency?	X				
		Were method blanks taken through the entire analytical process, including preparation and, if applicable, cleanup procedures?	X				
		Were blank concentrations < MQL?	X				
R6	OI	**Laboratory control samples (LCS):**					
		Were all COCs included in the LCS?	X				
		Was each LCS taken through the entire analytical procedure, including prep and cleanup steps?	X				
		Were LCSs analyzed at the required frequency?	X				
		Were LCS (and LCSD, if applicable) %Rs within the laboratory QC limits?	X				
		Does the detectability data document the laboratory's capability to detect the COCs at the MDL used to calculate the SDLs?	X				
		Was the LCSD RPD within QC limits?	X				
R7	OI	**Matrix spike (MS) and matrix spike duplicate (MSD) data**					
		Were the project/method specified analytes included in the MS and MSD?	X				
		Were MS/MSD analyzed at the appropriate frequency?	X				
		Were MS (and MSD, if applicable) %Rs within the laboratory QC limits?		X			2
		Were MS/MSD RPDs within laboratory QC limits?	X				
R8	OI	**Analytical duplicate data**					
		Were appropriate analytical duplicates analyzed for each matrix?	X				
		Were analytical duplicates analyzed at the appropriate frequency?	X				
		Were RPDs or relative standard deviations within the laboratory QC limits?	X				
R9	OI	**Method quantitation limits (MQLs):**					
		Are the MQLs for each method analyte included in the laboratory data package?	X				
		Do the MQLs correspond to the concentration of the lowest non-zero calibration standard?	X				
		Are unadjusted MQLs and DCSs included in the laboratory data package?	X				
R10	OI	**Other problems/anomalies**					
		Are all known problems/anomalies/special conditions noted in this LRC and ER?	X				
		Were all necessary corrective actions performed for the reported data?	X				
		Was applicable and available technology used to lower the SDL and minimize the matrix interference affects on the sample results?	X				3
		Is the laboratory NELAC-accredited under the Texas Laboratory Program for the analytes, matrices and methods associated with this laboratory data package?	X				

Laboratory Review Checklist: Supporting Data	
Laboratory Name: ALS Laboratory Group	LRC Date: 02/02/2022
Project Name: Houston TX-Wood Preserving Works	Laboratory Job Number: HS22010436
Reviewer Name: Dane Wacasey	Prep Batch Number(s): 174410,174677,R400310,R400376,R400598,R400658,R400821

#[1]	A[2]	Description	Yes	No	NA[3]	NR[4]	ER#[5]
S1	OI	**Initial calibration (ICAL)**					
		Were response factors and/or relative response factors for each analyte within QC limits?	X				
		Were percent RSDs or correlation coefficient criteria met?	X				
		Was the number of standards recommended in the method used for all analytes?	X				
		Were all points generated between the lowest and highest standard used to calculate the curve?	X				
		Are ICAL data available for all instruments used?	X				
		Has the initial calibration curve been verified using an appropriate second source standard?	X				
S2	OI	**Initial and continuing calibration verification (ICCV and CCV) and continuing calibration blank (CCB)**					
		Was the CCV analyzed at the method-required frequency?	X				
		Were percent differences for each analyte within the method-required QC limits?	X				
		Was the ICAL curve verified for each analyte?	X				
		Was the absolute value of the analyte concentration in the inorganic CCB < MDL?		X			4
S3	O	**Mass spectral tuning:**					
		Was the appropriate compound for the method used for tuning?	X				
		Were ion abundance data within the method-required QC limits?	X				
S4	O	**Internal standards (IS):**					
		Were IS area counts and retention times within the method-required QC limits?	X				
S5	OI	**Raw data** (NELAC section 1 appendix A glossary, and section 5.12 or ISO/IEC 17025 section					
		Were the raw data (for example, chromatograms, spectral data) reviewed by an analyst?	X				
		Were data associated with manual integrations flagged on the raw data?	X				
S6	O	**Dual column confirmation**					
		Did dual column confirmation results meet the method-required QC?			X		
S7	O	**Tentatively identified compounds (TICs):**					
		If TICs were requested, were the mass spectra and TIC data subject to appropriate checks?			X		
S8	I	**Interference Check Sample (ICS) results:**					
		Were percent recoveries within method QC limits?	X				
S9	I	**Serial dilutions, post digestion spikes, and method of standard additions**					
		Were percent differences, recoveries, and the linearity within the QC limits specified in the method?		X			5
S10	OI	**Method detection limit (MDL) studies**					
		Was a MDL study performed for each reported analyte?	X				
		Is the MDL either adjusted or supported by the analysis of DCSs?	X				
S11	OI	**Proficiency test reports:**					
		Was the laboratory's performance acceptable on the applicable proficiency tests or evaluation studies?	X				
S12	OI	**Standards documentation**					
		Are all standards used in the analyses NIST-traceable or obtained from other appropriate sources?	X				
S13	OI	**Compound/analyte identification procedures**					
		Are the procedures for compound/analyte identification documented?	X				
S14	OI	**Demonstration of analyst competency (DOC)**					
		Was DOC conducted consistent with NELAC Chapter 5C or ISO/IEC 4?	X				
		Is documentation of the analyst's competency up-to-date and on file?	X				
S15	OI	**Verification/validation documentation for methods** (NELAC Chap 5 or ISO/IEC 17025 Section 5)					
		Are all the methods used to generate the data documented, verified, and validated, where applicable?	X				
S16	OI	**Laboratory standard operating procedures (SOPs):**					
		Are laboratory SOPs current and on file for each method performed?	X				

Items identified by the letter "R" must be included in the laboratory data package submitted in the TRRP-required report(s). Items identified by the letter "S" should be retained and made available upon request for the appropriate retention period.
O = Organic Analyses; I = Inorganic Analyses (and general chemistry, when applicable);
NA = Not Applicable;
NR = Not Reviewed;
R# = Exception Report identification number (an Exception Report should be completed for an item if "NR" or "No" is checked).

Laboratory Review Checklist: Exception Reports	
Laboratory Name: ALS Laboratory Group	LRC Date: 02/02/2022
Project Name: Houston TX-Wood Preserving Works	Laboratory Job Number: HS22010436
Reviewer Name: Dane Wacasey	Prep Batch Number(s): 174410,174677,R400310,R400376,R400598,R400658,R400821

ER#[5]	Description
1	Volatile Organics Method SW8260, samples WG-1620-MW60B-20220111, WG-1620-MW47C-20220111, WG-1620-MW34CR-20220111, surrogate 4-Bromofluorobenzene recovered outside the control limit. Associated analytes are not reported. Semivolatile Organics Method SW8270, samples WG-1620-MW79A-20220111, WG-1620-MW20A-20220111, the surrogate recoveries could not be determined due to dilution below the calibration range.
2	Batch 174677, Metals Method SW6020, sample HS22010445-06, MS and MSD were performed on unrelated sample Batch 174410, Semivolatile Organics Method SW8270, sample HS22010445-06, MS and MSD were performed on unrelated sample Batch R400310, Anions Method SW9056A, sample HS22010424-09, MS and MSD were performed on unrelated sample. Batch R400378, Anions Method SW9056A, sample HS22010490-04, MS and MSD were performed on unrelated sample.
3	Batch 174410, Semivolatile Organics Method SW8270, sample WG-1620-MW79A-20220111, the GCMS semi-volatile extract of this sample was run at a dilution due to a high level of matrix interference. Batch R400658, Volatile Organics Method SW8260, samples WG-1620-MW79A-20220111, WG-1620-MW20A-20220111, Lowest practical dilution performed due to sample matrix and/or high concentration of non-target analyte(s).
4	See Run Log and CCB Exceptions Report.
5	Batch 174677, Metals Method SW6020, sample HS22010445-06, PDS was performed on unrelated sample.

Items identified by the letter "R" must be included in the laboratory data package submitted in the TRRP-required report(s). Items identified by the letter "S" should be retained and made available upon request for the appropriate retention period.
O = Organic Analyses; I = Inorganic Analyses (and general chemistry, when applicable);
NA = Not Applicable;
NR = Not Reviewed;
R# = Exception Report identification number (an Exception Report should be completed for an item if "NR" or "No" is checked).

FORM 13 - ANALYSIS RUN LOG

Client: Golder Associates Inc.
Project: Houston TX-Wood Preserving Works
WorkOrder: HS22010436
Start Date: 12-Jan-2022 End Date: 12-Jan-2022

Run ID:ICS-Integrion_400310
Instrument:ICS-Integrion
Method:SW9056

Sample No.	D/F	Time	FileID	Analytes
CCV 1	1	12-Jan-2022 09:41		CL FL NO2N NO3N NO3N/NO2N SO4
CCB 1	1	12-Jan-2022 09:49		CL FL NO2N NO3N NO3N/NO2N SO4
MBLK	1	12-Jan-2022 10:11		CL FL NO2N NO3N NO3N/NO2N SO4
LCS	1	12-Jan-2022 10:19		CL FL NO2N NO3N NO3N/NO2N SO4
CCB 2	1	12-Jan-2022 13:07		CL FL NO2N NO3N NO3N/NO2N SO4
ZZZZZZMS	1	12-Jan-2022 15:41		CL FL NO2N NO3N NO3N/NO2N SO4
ZZZZZZMSD	1	12-Jan-2022 15:49		CL FL NO2N NO3N NO3N/NO2N SO4
CCV 2	1	12-Jan-2022 16:34		CL FL NO2N NO3N NO3N/NO2N SO4
CCB 3	1	12-Jan-2022 16:42		CL FL NO2N NO3N NO3N/NO2N SO4
WG-1620-MW51A-20220111	1	12-Jan-2022 17:12		CL FL NO2N NO3N NO3N/NO2N SO4
WG-1620-MW79A-20220111	1	12-Jan-2022 17:19		CL FL NO2N NO3N NO3N/NO2N SO4
WG-1620-MW60AR-20220111	1	12-Jan-2022 17:27		CL FL NO2N NO3N NO3N/NO2N
WG-1620-MW47A-20220111	1	12-Jan-2022 17:35		CL FL NO2N NO3N NO3N/NO2N SO4
WG-1620-MW20A-20220111	1	12-Jan-2022 17:42		CL FL NO2N NO3N NO3N/NO2N SO4
CCB 4	1	12-Jan-2022 17:57		CL FL NO2N NO3N NO3N/NO2N SO4

CCB EXCEPTIONS REPORT

Client: Golder Associates Inc.
Project: Houston TX-Wood Preserving Works
WorkOrder: HS22010436

Run ID:ICS-Integrion_400310
Instrument:ICS-Integrion
Method:SW9056

CCB 3 Date: 12-Jan-2022 16:42 Seq: 6462270 D/F: 1 Units: ug/L

Analyte	Result	MDL	Report Limit
Nitrate/Nitrite (as N)	59.8	30	100
Nitrogen, Nitrite (As N)	59.8	30	100

CCB 4 Date: 12-Jan-2022 17:57 Seq: 6462280 D/F: 1 Units: ug/L

Analyte	Result	MDL	Report Limit
Nitrate/Nitrite (as N)	54.4	30	100
Nitrogen, Nitrite (As N)	54.4	30	100

FORM 13 - ANALYSIS RUN LOG

Client: Golder Associates Inc.
Project: Houston TX-Wood Preserving Works
WorkOrder: HS22010436
Start Date: 25-Jan-2022 End Date: 26-Jan-2022

Run ID:ICPMS06_400932
Instrument:ICPMS06
Method:SW6020A

Sample No.	D/F	Time	FileID	Analytes
ICV	1	25-Jan-2022 11:18	015_ICV.d	AS CA FE K MG MN NA
LLICV2	1	25-Jan-2022 11:20	016LCV2.d	AS CA FE K MG MN NA
LLICV5	1	25-Jan-2022 11:22	017LCV5.d	AS CA FE K MG MN NA
ICB	1	25-Jan-2022 11:24	018_ICB.d	AS CA FE K MG MN NA
ICSA	1	25-Jan-2022 11:41	020ICSA.d	AS CA FE K MG MN NA
ICSAB	1	25-Jan-2022 11:43	021ICSB.d	AS CA FE K MG MN NA
CCV 1	1	25-Jan-2022 12:16	027_CCV.d	AS CA FE K MG MN NA
CCB 1	1	25-Jan-2022 12:18	028_CCB.d	AS CA FE K MG MN NA
CCV 2	1	25-Jan-2022 12:40	039_CCV.d	AS CA FE K MG MN NA
CCB 2	1	25-Jan-2022 12:42	040_CCB.d	AS CA FE K MG MN NA
CCV 3	1	25-Jan-2022 13:16	051_CCV.d	AS CA FE K MG MN NA
CCB 3	1	25-Jan-2022 13:17	052_CCB.d	AS CA FE K MG MN NA
CCV 4	1	25-Jan-2022 13:39	063_CCV.d	AS CA FE K MG MN NA
CCB 4	1	25-Jan-2022 13:41	064_CCB.d	AS CA FE K MG MN NA
CCV 5	1	25-Jan-2022 14:34	075_CCV.d	AS CA FE K MG MN NA
CCB 5	1	25-Jan-2022 14:36	076_CCB.d	AS CA FE K MG MN NA
CCB 6	1	25-Jan-2022 15:01	088_CCB.d	AS CA FE K MG MN NA
CCV 6	1	25-Jan-2022 15:08	090_CCV.d	AS CA FE K MG MN NA
CCB 7	1	25-Jan-2022 15:31	101_CCB.d	AS CA FE K MG MN NA
CCV 7	1	25-Jan-2022 15:39	103_CCV.d	AS CA FE K MG MN NA
CCB 8	1	25-Jan-2022 16:13	114_CCB.d	AS CA FE K MG MN NA
CCV 8	1	25-Jan-2022 16:17	116_CCV.d	AS CA FE K MG MN NA
CCV 9	1	25-Jan-2022 16:37	126_CCV.d	AS CA FE K MG MN NA
CCB 9	1	25-Jan-2022 16:39	127_CCB.d	AS CA FE K MG MN NA
CCV 10	1	25-Jan-2022 17:01	138_CCV.d	AS CA FE K MG MN NA
CCB 10	1	25-Jan-2022 17:03	139_CCB.d	AS CA FE K MG MN NA
CCV 11	1	25-Jan-2022 17:13	144_CCV.d	AS CA FE K MG MN NA
CCB 11	1	25-Jan-2022 17:15	145_CCB.d	AS CA FE K MG MN NA
ICCV 12	1	25-Jan-2022 20:09	157_ICV.d	AS CA FE K MG MN NA
LLICCV2	1	25-Jan-2022 20:11	158LCV2.d	AS CA FE K MG MN NA
LLICCV5	1	25-Jan-2022 20:12	159LCV5.d	AS CA FE K MG MN NA
ICCB 12	1	25-Jan-2022 20:14	160_ICB.d	AS CA FE K MG MN NA
CCV 13	1	25-Jan-2022 20:18	162_CCV.d	AS CA FE K MG MN NA
CCB 13	1	25-Jan-2022 20:20	163_CCB.d	AS CA FE K MG MN NA
CCB 14	1	25-Jan-2022 20:40	173_CCB.d	AS CA FE K MG MN NA
CCV 14	1	25-Jan-2022 20:50	175_CCV.d	AS CA FE K MG MN NA
CCB 15	1	25-Jan-2022 21:14	187_CCB.d	AS CA FE K MG MN NA
CCV 15	1	25-Jan-2022 21:29	190_CCV.d	AS CA FE K MG MN NA
CCB 16	1	25-Jan-2022 21:49	200_CCB.d	AS CA FE K MG MN NA
CCV 16	1	25-Jan-2022 21:58	202_CCV.d	AS CA FE K MG MN NA
LCS-174677	1	25-Jan-2022 22:02	204SMPL.d	AS CA FE K MG MN
ZZZZZZSD	5	25-Jan-2022 22:06	206SMPL.d	AS CA FE K MG MN
ZZZZZZMS	1	25-Jan-2022 22:08	207SMPL.d	AS CA FE K MG MN
ZZZZZZMSD	1	25-Jan-2022 22:10	208SMPL.d	AS CA FE K MG MN
ZZZZZZPDS	1	25-Jan-2022 22:12	209SMPL.d	CA MG MN
CCV 17	1	25-Jan-2022 22:14	210_CCV.d	AS CA FE K MG MN NA
CCB 17	1	25-Jan-2022 22:16	211_CCB.d	AS CA FE K MG MN NA
WG-1620-FB04-20220110	1	25-Jan-2022 22:18	212SMPL.d	AS
WG-1620-MW60B-20220111	1	25-Jan-2022 22:20	213SMPL.d	AS
WG-1620-MW47C-20220111	1	25-Jan-2022 22:22	214SMPL.d	AS

FORM 13 - ANALYSIS RUN LOG

Client: Golder Associates Inc.
Project: Houston TX-Wood Preserving Works
WorkOrder: HS22010436
Start Date: 25-Jan-2022 End Date: 26-Jan-2022

Run ID:ICPMS06_400932
Instrument:ICPMS06
Method:SW6020A

Sample No.	D/F	Time	FileID	Analytes
WG-1620-MW34CR-20220111	1	25-Jan-2022 22:24	215SMPL.d	AS
WG-1620-MW36B-20220111	1	25-Jan-2022 22:26	216SMPL.d	AS
WG-1620-FD02-20220111	1	25-Jan-2022 22:28	217SMPL.d	AS
WG-1620-MW87C-20220111	1	25-Jan-2022 22:30	218SMPL.d	AS
WG-1620-MW51A-20220111	1	25-Jan-2022 22:32	219SMPL.d	AS CA FE K MG
WG-1620-MW60AR-20220111	1	25-Jan-2022 22:36	221SMPL.d	AS CA FE K MG MN
CCV 18	1	25-Jan-2022 22:38	222_CCV.d	AS CA FE K MG MN NA
CCB 18	1	25-Jan-2022 22:39	223_CCB.d	AS CA FE K MG MN NA
WG-1620-MW47A-20220111	1	25-Jan-2022 22:41	224SMPL.d	AS CA FE K MG MN NA
WG-1620-MW20A-20220111	1	25-Jan-2022 22:43	225SMPL.d	AS CA FE K MG MN NA
CCV 19	1	25-Jan-2022 22:59	233_CCV.d	AS CA FE K MG MN NA
CCB 19	1	25-Jan-2022 23:01	234_CCB.d	AS CA FE K MG MN NA
CCV 20	1	25-Jan-2022 23:17	242_CCV.d	AS CA FE K MG MN NA
CCB 20	1	25-Jan-2022 23:19	243_CCB.d	AS CA FE K MG MN NA
CCV 21	1	25-Jan-2022 23:42	254_CCV.d	AS CA FE K MG MN NA
CCB 21	1	25-Jan-2022 23:44	255_CCB.d	AS CA FE K MG MN NA
CCV 22	1	26-Jan-2022 00:06	266_CCV.d	AS CA FE K MG MN NA
CCB 22	1	26-Jan-2022 00:08	267_CCB.d	AS CA FE K MG MN NA
CCV 23	1	26-Jan-2022 00:10	268_CCV.d	AS CA FE K MG MN NA
CCB 23	1	26-Jan-2022 00:12	269_CCB.d	AS CA FE K MG MN NA
LLCCV2	1	26-Jan-2022 00:14	270LCV2.d	AS CA FE K MG MN NA
LLCCV5	1	26-Jan-2022 00:16	271LCV5.d	AS CA FE K MG MN NA
ICSA	1	26-Jan-2022 00:17	272ICSA.d	AS CA FE K MG MN NA
ICSAB	1	26-Jan-2022 00:20	273ICSB.d	AS CA FE K MG MN NA

CCB EXCEPTIONS REPORT

Client: Golder Associates Inc.
Project: Houston TX-Wood Preserving Works
WorkOrder: HS22010436

Run ID:ICPMS06_400932
Instrument:ICPMS06
Method:SW6020A

Sodium	349.6	14	200

CCB 17 Date: 25-Jan-2022 22:16 Seq: 6477407 D/F: 1 Units: ug/L

Analyte	Result	MDL	Report Limit
Sodium	361	14	200

CCB 18 Date: 25-Jan-2022 22:39 Seq: 6477419 D/F: 1 Units: ug/L

Analyte	Result	MDL	Report Limit
Sodium	99.89	14	200

CCB 19 Date: 25-Jan-2022 23:01 Seq: 6477430 D/F: 1 Units: ug/L

Analyte	Result	MDL	Report Limit
Sodium	136.1	14	200

CCB 20 Date: 25-Jan-2022 23:19 Seq: 6477475 D/F: 1 Units: ug/L

Analyte	Result	MDL	Report Limit
Sodium	81.08	14	200

CCB 21 Date: 25-Jan-2022 23:44 Seq: 6477487 D/F: 1 Units: ug/L

Analyte	Result	MDL	Report Limit
Sodium	66.84	14	200

CCB 22 Date: 26-Jan-2022 00:08 Seq: 6477499 D/F: 1 Units: ug/L

Analyte	Result	MDL	Report Limit
Sodium	73.16	14	200

CCB 23 Date: 26-Jan-2022 00:12 Seq: 6477501 D/F: 1 Units: ug/L

Analyte	Result	MDL	Report Limit
Sodium	58.34	14	200

FORM 13 - ANALYSIS RUN LOG

Client: Golder Associates Inc.
Project: Houston TX-Wood Preserving Works
WorkOrder: HS22010436
Start Date: 26-Jan-2022 End Date: 26-Jan-2022

Run ID:ICPMS06_401033
Instrument:ICPMS06
Method:SW6020A

Sample No.	D/F	Time	FileID	Analytes
LLICV2	1	26-Jan-2022 13:19	018LCV2.d	AS CA FE K MG MN NA
LLICV5	1	26-Jan-2022 13:21	019LCV5.d	AS CA FE K MG MN NA
ICB	1	26-Jan-2022 13:23	020_ICB.d	AS CA FE K MG MN NA
ICV	1	26-Jan-2022 13:33	022_ICV.d	AS CA FE K MG MN NA
ICSA	1	26-Jan-2022 13:42	024ICSA.d	AS CA FE K MG MN NA
ICSAB	1	26-Jan-2022 13:44	025ICSB.d	AS CA FE K MG MN NA
CCV 1	1	26-Jan-2022 14:21	036_CCV.d	AS CA FE K MG MN NA
CCB 1	1	26-Jan-2022 14:23	037_CCB.d	AS CA FE K MG MN NA
MBLK-174677	1	26-Jan-2022 14:27	038SMPL.d	AS CA FE K MG MN NA
LCS-174677	1	26-Jan-2022 14:29	039SMPL.d	NA
ZZZZZZSD	250	26-Jan-2022 14:33	041SMPL.d	NA
ZZZZZZPDS	50	26-Jan-2022 14:35	042SMPL.d	NA
ZZZZZZMS	1	26-Jan-2022 14:37	043SMPL.d	NA
ZZZZZZMSD	1	26-Jan-2022 14:39	044SMPL.d	NA
ZZZZZZPDS	1	26-Jan-2022 14:41	045SMPL.d	FE K
WG-1620-MW51A-20220111	10	26-Jan-2022 14:43	046SMPL.d	MN NA
CCV 2	1	26-Jan-2022 14:56	048_CCV.d	AS CA FE K MG MN NA
CCB 2	1	26-Jan-2022 14:58	049_CCB.d	AS CA FE K MG MN NA
WG-1620-MW79A-20220111	1	26-Jan-2022 15:13	053SMPL.d	AS CA FE K MG MN NA
WG-1620-MW60AR-20220111	10	26-Jan-2022 15:15	054SMPL.d	NA
CCV 3	1	26-Jan-2022 15:26	060_CCV.d	AS CA FE K MG MN NA
CCB 3	1	26-Jan-2022 15:28	061_CCB.d	AS CA FE K MG MN NA
CCV 4	1	26-Jan-2022 15:55	072_CCV.d	AS CA FE K MG MN NA
CCB 4	1	26-Jan-2022 15:57	073_CCB.d	AS CA FE K MG MN NA
CCB 5	1	26-Jan-2022 16:20	085_CCB.d	AS CA FE K MG MN NA
CCV 5	1	26-Jan-2022 16:22	086_CCV.d	AS CA FE K MG MN NA
CCV 6	1	26-Jan-2022 16:53	097_CCV.d	AS CA FE K MG MN NA
CCB 6	1	26-Jan-2022 16:54	098_CCB.d	AS CA FE K MG MN NA
CCV 7	1	26-Jan-2022 20:03	104_CCV.d	AS CA FE K MG MN NA
CCB 7	1	26-Jan-2022 20:05	105_CCB.d	AS CA FE K MG MN NA
CCV 8	1	26-Jan-2022 20:15	110_CCV.d	AS CA FE K MG MN NA
CCB 8	1	26-Jan-2022 20:17	111_CCB.d	AS CA FE K MG MN NA
CCV 9	1	26-Jan-2022 20:28	117_CCV.d	AS CA FE K MG MN NA
CCB 9	1	26-Jan-2022 20:30	118_CCB.d	AS CA FE K MG MN NA
CCV 10	1	26-Jan-2022 20:52	129_CCV.d	AS CA FE K MG MN NA
CCB 10	1	26-Jan-2022 20:54	130_CCB.d	AS CA FE K MG MN NA
CCV 11	1	26-Jan-2022 21:08	137_CCV.d	AS CA FE K MG MN NA
CCB 11	1	26-Jan-2022 21:10	138_CCB.d	AS CA FE K MG MN NA
CCV 12	1	26-Jan-2022 21:25	146_CCV.d	AS CA FE K MG MN NA
CCB 12	1	26-Jan-2022 21:27	147_CCB.d	AS CA FE K MG MN NA
CCB 13	1	26-Jan-2022 21:51	159_CCB.d	AS CA FE K MG MN NA
CCV 13	1	26-Jan-2022 22:07	161_CCV.d	AS CA FE K MG MN NA
CCV 14	1	26-Jan-2022 22:27	171_CCV.d	AS CA FE K MG MN NA
CCB 14	1	26-Jan-2022 22:29	172_CCB.d	AS CA FE K MG MN NA
CCV 15	1	26-Jan-2022 23:07	175_CCV.d	AS CA FE K MG MN NA
CCB 15	1	26-Jan-2022 23:09	176_CCB.d	AS CA FE K MG MN NA
CCV 16	1	26-Jan-2022 23:23	183_CCV.d	AS CA FE K MG MN NA
CCB 16	1	26-Jan-2022 23:24	184_CCB.d	AS CA FE K MG MN NA
CCV 17	1	26-Jan-2022 23:40	192_CCV.d	AS CA FE K MG MN NA
CCB 17	1	26-Jan-2022 23:42	193_CCB.d	AS CA FE K MG MN NA

CCB EXCEPTIONS REPORT

Client: Golder Associates Inc.
Project: Houston TX-Wood Preserving Works
WorkOrder: HS22010436

Run ID:ICPMS06_401033
Instrument:ICPMS06
Method:SW6020A

CCB 2	Date: 26-Jan-2022 14:58	Seq: 6478088	D/F: 1	Units: ug/L
Analyte	**Result**	**MDL**	**Report Limit**	
Sodium	30.67	14	200	

CCB 3	Date: 26-Jan-2022 15:28	Seq: 6478102	D/F: 1	Units: ug/L
Analyte	**Result**	**MDL**	**Report Limit**	
Sodium	33.3	14	200	

CCB 4	Date: 26-Jan-2022 15:57	Seq: 6478151	D/F: 1	Units: ug/L
Analyte	**Result**	**MDL**	**Report Limit**	
Sodium	37.34	14	200	

CCB 5	Date: 26-Jan-2022 16:20	Seq: 6478163	D/F: 1	Units: ug/L
Analyte	**Result**	**MDL**	**Report Limit**	
Manganese	-0.707	0.7	5	
Sodium	38.69	14	200	

CCB 6	Date: 26-Jan-2022 16:54	Seq: 6478401	D/F: 1	Units: ug/L
Analyte	**Result**	**MDL**	**Report Limit**	
Manganese	-0.726	0.7	5	
Sodium	32.81	14	200	

CCB 9	Date: 26-Jan-2022 20:30	Seq: 6478500	D/F: 1	Units: ug/L
Analyte	**Result**	**MDL**	**Report Limit**	
Sodium	128.8	14	200	

CCB 10	Date: 26-Jan-2022 20:54	Seq: 6478512	D/F: 1	Units: ug/L
Analyte	**Result**	**MDL**	**Report Limit**	
Sodium	63.05	14	200	

CCB 11	Date: 26-Jan-2022 21:10	Seq: 6478520	D/F: 1	Units: ug/L
Analyte	**Result**	**MDL**	**Report Limit**	
Manganese	-0.742	0.7	5	
Sodium	113.8	14	200	

CCB 12	Date: 26-Jan-2022 21:27	Seq: 6478642	D/F: 1	Units: ug/L
Analyte	**Result**	**MDL**	**Report Limit**	
Sodium	58.74	14	200	

CCB 13	Date: 26-Jan-2022 21:51	Seq: 6478654	D/F: 1	Units: ug/L
Analyte	**Result**	**MDL**	**Report Limit**	
Manganese	-0.716	0.7	5	
Sodium	47.56	14	200	

CCB 14	Date: 26-Jan-2022 22:29	Seq: 6478633	D/F: 1	Units: ug/L
Analyte	**Result**	**MDL**	**Report Limit**	
Sodium	48.7	14	200	

CCB 15	Date: 26-Jan-2022 23:09	Seq: 6479354	D/F: 1	Units: ug/L
Analyte	**Result**	**MDL**	**Report Limit**	
Sodium	14.07	14	200	

CCB 16	Date: 26-Jan-2022 23:24	Seq: 6479362	D/F: 1	Units: ug/L
Analyte	**Result**	**MDL**	**Report Limit**	

Client: Golder Associates Inc.
Project: Houston TX-Wood Preserving Works
Work Order: HS22010436

SAMPLE SUMMARY

Lab Samp ID	Client Sample ID	Matrix	TagNo	Collection Date	Date Received	Hold
HS22010436-01	WQ-1620-TB04-20220111	Water	CG-121321-152	11-Jan-2022 00:00	12-Jan-2022 11:38	☐
HS22010436-02	WG-1620-FB04-20220110	Water		10-Jan-2022 17:30	12-Jan-2022 11:38	☐
HS22010436-03	WG-1620-MW60B-20220111	Groundwater		11-Jan-2022 07:50	12-Jan-2022 11:38	☐
HS22010436-04	WG-1620-MW47C-20220111	Groundwater		11-Jan-2022 08:40	12-Jan-2022 11:38	☐
HS22010436-05	WG-1620-MW34CR-20220111	Groundwater		11-Jan-2022 09:30	12-Jan-2022 11:38	☐
HS22010436-06	WG-1620-MW36B-20220111	Groundwater		11-Jan-2022 10:30	12-Jan-2022 11:38	☐
HS22010436-07	WG-1620-FD02-20220111	Groundwater		11-Jan-2022 10:30	12-Jan-2022 11:38	☐
HS22010436-08	WG-1620-MW87C-20220111	Groundwater		11-Jan-2022 11:15	12-Jan-2022 11:38	☐
HS22010436-09	WG-1620-MW51A-20220111	Groundwater		11-Jan-2022 13:10	12-Jan-2022 11:38	☐
HS22010436-10	WG-1620-MW79A-20220111	Groundwater		11-Jan-2022 14:05	12-Jan-2022 11:38	☐
HS22010436-11	WG-1620-MW60AR-20220111	Groundwater		11-Jan-2022 15:00	12-Jan-2022 11:38	☐
HS22010436-12	WG-1620-MW47A-20220111	Groundwater		11-Jan-2022 15:55	12-Jan-2022 11:38	☐
HS22010436-13	WG-1620-MW20A-20220111	Groundwater		11-Jan-2022 16:55	12-Jan-2022 11:38	☐

Client:	Golder Associates Inc.	**ANALYTICAL REPORT**
Project:	Houston TX-Wood Preserving Works	WorkOrder:HS22010436
Sample ID:	WQ-1620-TB04-20220111	Lab ID:HS22010436-01
Collection Date:	11-Jan-2022 00:00	Matrix:Water

ANALYSES	RESULT	QUAL	SDL	MQL	UNITS	DILUTION FACTOR	DATE ANALYZED
LOW LEVEL VOLATILES BY SW8260C		**Method:SW8260**					Analyst: AKP
1,2-Dichloroethane	< 0.00020		0.00020	0.0010	mg/L	1	18-Jan-2022 12:30
Benzene	< 0.00020		0.00020	0.0010	mg/L	1	18-Jan-2022 12:30
Chlorobenzene	< 0.00030		0.00030	0.0010	mg/L	1	18-Jan-2022 12:30
Ethylbenzene	< 0.00030		0.00030	0.0010	mg/L	1	18-Jan-2022 12:30
Methylene chloride	< 0.0010		0.0010	0.0020	mg/L	1	18-Jan-2022 12:30
Toluene	< 0.00020		0.00020	0.0010	mg/L	1	18-Jan-2022 12:30
Xylenes, Total	< 0.00030		0.00030	0.0010	mg/L	1	18-Jan-2022 12:30
Surr: 1,2-Dichloroethane-d4	*83.0*			*70-126*	*%REC*	*1*	*18-Jan-2022 12:30*
Surr: 4-Bromofluorobenzene	*81.7*			*81-113*	*%REC*	*1*	*18-Jan-2022 12:30*
Surr: Dibromofluoromethane	*96.7*			*77-123*	*%REC*	*1*	*18-Jan-2022 12:30*
Surr: Toluene-d8	*97.9*			*82-127*	*%REC*	*1*	*18-Jan-2022 12:30*

Note: See Qualifiers Page for a list of qualifiers and their explanation.

Client:	Golder Associates Inc.	**ANALYTICAL REPORT**
Project:	Houston TX-Wood Preserving Works	WorkOrder:HS22010436
Sample ID:	WG-1620-FB04-20220110	Lab ID:HS22010436-02
Collection Date:	10-Jan-2022 17:30	Matrix:Water

ANALYSES	RESULT	QUAL	SDL	MQL	UNITS	DILUTION FACTOR	DATE ANALYZED
LOW LEVEL VOLATILES BY SW8260C		**Method:SW8260**					Analyst: AKP
1,2-Dichloroethane	< 0.00020		0.00020	0.0010	mg/L	1	18-Jan-2022 12:51
Benzene	< 0.00020		0.00020	0.0010	mg/L	1	18-Jan-2022 12:51
Chlorobenzene	< 0.00030		0.00030	0.0010	mg/L	1	18-Jan-2022 12:51
Ethylbenzene	< 0.00030		0.00030	0.0010	mg/L	1	18-Jan-2022 12:51
Methylene chloride	< 0.0010		0.0010	0.0020	mg/L	1	18-Jan-2022 12:51
Toluene	< 0.00020		0.00020	0.0010	mg/L	1	18-Jan-2022 12:51
Xylenes, Total	< 0.00030		0.00030	0.0010	mg/L	1	18-Jan-2022 12:51
Surr: 1,2-Dichloroethane-d4	*83.6*			*70-126*	*%REC*	*1*	*18-Jan-2022 12:51*
Surr: 4-Bromofluorobenzene	*81.0*			*81-113*	*%REC*	*1*	*18-Jan-2022 12:51*
Surr: Dibromofluoromethane	*94.8*			*77-123*	*%REC*	*1*	*18-Jan-2022 12:51*
Surr: Toluene-d8	*96.7*			*82-127*	*%REC*	*1*	*18-Jan-2022 12:51*

Note: See Qualifiers Page for a list of qualifiers and their explanation.

Client:	Golder Associates Inc.	**ANALYTICAL REPORT**
Project:	Houston TX-Wood Preserving Works	WorkOrder:HS22010436
Sample ID:	WG-1620-FB04-20220110	Lab ID:HS22010436-02
Collection Date:	10-Jan-2022 17:30	Matrix:Water

ANALYSES	RESULT	QUAL	SDL	MQL	UNITS	DILUTION FACTOR	DATE ANALYZED
LOW-LEVEL SEMIVOLATILES BY 8270D		**Method:SW8270**			Prep:SW3510 / 14-Jan-2022		Analyst: GEY
1,2-Diphenylhydrazine	< 0.000021		0.000021	0.00020	mg/L	1	29-Jan-2022 21:55
2,4-Dimethylphenol	< 0.000040		0.000040	0.00020	mg/L	1	29-Jan-2022 21:55
2,4-Dinitrotoluene	< 0.000058		0.000058	0.00020	mg/L	1	29-Jan-2022 21:55
2,6-Dinitrotoluene	< 0.000042		0.000042	0.00020	mg/L	1	29-Jan-2022 21:55
2-Chloronaphthalene	< 0.000021		0.000021	0.00020	mg/L	1	29-Jan-2022 21:55
2-Methylnaphthalene	< 0.000019		0.000019	0.00010	mg/L	1	29-Jan-2022 21:55
4,6-Dinitro-2-methylphenol	< 0.000020		0.000020	0.00020	mg/L	1	29-Jan-2022 21:55
4-Nitrophenol	< 0.000047		0.000047	0.0010	mg/L	1	29-Jan-2022 21:55
Acenaphthene	< 0.000027		0.000027	0.00010	mg/L	1	29-Jan-2022 21:55
Acenaphthylene	< 0.000015		0.000015	0.00010	mg/L	1	29-Jan-2022 21:55
Anthracene	< 0.000014		0.000014	0.00010	mg/L	1	29-Jan-2022 21:55
Benz(a)anthracene	< 0.000050		0.000050	0.00010	mg/L	1	29-Jan-2022 21:55
Benzo(a)pyrene	< 0.000020		0.000020	0.00010	mg/L	1	29-Jan-2022 21:55
Bis(2-chloroethoxy)methane	< 0.000030		0.000030	0.00020	mg/L	1	29-Jan-2022 21:55
Bis(2-ethylhexyl)phthalate	< 0.000037		0.000037	0.00020	mg/L	1	29-Jan-2022 21:55
Chrysene	< 0.000021		0.000021	0.00010	mg/L	1	29-Jan-2022 21:55
Dibenzofuran	< 0.000020		0.000020	0.00010	mg/L	1	29-Jan-2022 21:55
Di-n-butyl phthalate	< 0.000020		0.000020	0.00020	mg/L	1	29-Jan-2022 21:55
Fluoranthene	< 0.000010		0.000010	0.00010	mg/L	1	29-Jan-2022 21:55
Fluorene	< 0.000030		0.000030	0.00010	mg/L	1	29-Jan-2022 21:55
Naphthalene	< 0.000020		0.000020	0.00010	mg/L	1	29-Jan-2022 21:55
Nitrobenzene	< 0.000024		0.000024	0.00020	mg/L	1	29-Jan-2022 21:55
N-Nitrosodiphenylamine	< 0.000025		0.000025	0.00020	mg/L	1	29-Jan-2022 21:55
Pentachlorophenol	< 0.000079		0.000079	0.00020	mg/L	1	29-Jan-2022 21:55
Phenanthrene	< 0.000021		0.000021	0.00010	mg/L	1	29-Jan-2022 21:55
Phenol	< 0.000035		0.000035	0.00020	mg/L	1	29-Jan-2022 21:55
Pyrene	< 0.000019		0.000019	0.00010	mg/L	1	29-Jan-2022 21:55
Surr: 2,4,6-Tribromophenol	*57.4*			*34-129*	*%REC*	*1*	*29-Jan-2022 21:55*
Surr: 2-Fluorobiphenyl	*85.2*			*40-125*	*%REC*	*1*	*29-Jan-2022 21:55*
Surr: 2-Fluorophenol	*70.9*			*20-120*	*%REC*	*1*	*29-Jan-2022 21:55*
Surr: 4-Terphenyl-d14	*98.9*			*40-135*	*%REC*	*1*	*29-Jan-2022 21:55*
Surr: Nitrobenzene-d5	*72.5*			*41-120*	*%REC*	*1*	*29-Jan-2022 21:55*
Surr: Phenol-d6	*52.7*			*20-120*	*%REC*	*1*	*29-Jan-2022 21:55*
ICP-MS METALS BY SW6020A		**Method:SW6020A**			Prep:SW3010A / 24-Jan-2022		Analyst: JHD
Arsenic	< 0.000400		0.000400	0.00200	mg/L	1	25-Jan-2022 22:18

Note: See Qualifiers Page for a list of qualifiers and their explanation.

Client:	Golder Associates Inc.	**ANALYTICAL REPORT**
Project:	Houston TX-Wood Preserving Works	WorkOrder:HS22010436
Sample ID:	WG-1620-MW60B-20220111	Lab ID:HS22010436-03
Collection Date:	11-Jan-2022 07:50	Matrix:Groundwater

ANALYSES	RESULT	QUAL	SDL	MQL	UNITS	DILUTION FACTOR	DATE ANALYZED
LOW LEVEL VOLATILES BY SW8260C		**Method:SW8260**					Analyst: AKP
1,2-Dichloroethane	< 0.00020		0.00020	0.0010	mg/L	1	18-Jan-2022 13:12
Benzene	< 0.00020		0.00020	0.0010	mg/L	1	18-Jan-2022 13:12
Chlorobenzene	< 0.00030		0.00030	0.0010	mg/L	1	18-Jan-2022 13:12
Ethylbenzene	< 0.00030		0.00030	0.0010	mg/L	1	18-Jan-2022 13:12
Methylene chloride	< 0.0010		0.0010	0.0020	mg/L	1	18-Jan-2022 13:12
Toluene	< 0.00020		0.00020	0.0010	mg/L	1	18-Jan-2022 13:12
Xylenes, Total	< 0.00030		0.00030	0.0010	mg/L	1	18-Jan-2022 13:12
Surr: 1,2-Dichloroethane-d4	*84.7*			*70-126*	*%REC*	*1*	*18-Jan-2022 13:12*
Surr: 4-Bromofluorobenzene	*81.0*	*S*		*81-113*	*%REC*	*1*	*18-Jan-2022 13:12*
Surr: Dibromofluoromethane	*94.0*			*77-123*	*%REC*	*1*	*18-Jan-2022 13:12*
Surr: Toluene-d8	*98.4*			*82-127*	*%REC*	*1*	*18-Jan-2022 13:12*

Note: See Qualifiers Page for a list of qualifiers and their explanation.

Client:	Golder Associates Inc.	**ANALYTICAL REPORT**
Project:	Houston TX-Wood Preserving Works	WorkOrder:HS22010436
Sample ID:	WG-1620-MW60B-20220111	Lab ID:HS22010436-03
Collection Date:	11-Jan-2022 07:50	Matrix:Groundwater

ANALYSES	RESULT	QUAL	SDL	MQL	UNITS	DILUTION FACTOR	DATE ANALYZED
LOW-LEVEL SEMIVOLATILES BY 8270D		**Method:SW8270**			Prep:SW3510 / 14-Jan-2022		Analyst: GEY
1,2-Diphenylhydrazine	< 0.000021		0.000021	0.00020	mg/L	1	29-Jan-2022 22:14
2,4-Dimethylphenol	< 0.000040		0.000040	0.00020	mg/L	1	29-Jan-2022 22:14
2,4-Dinitrotoluene	< 0.000058		0.000058	0.00020	mg/L	1	29-Jan-2022 22:14
2,6-Dinitrotoluene	< 0.000042		0.000042	0.00020	mg/L	1	29-Jan-2022 22:14
2-Chloronaphthalene	< 0.000021		0.000021	0.00020	mg/L	1	29-Jan-2022 22:14
2-Methylnaphthalene	< 0.000019		0.000019	0.00010	mg/L	1	29-Jan-2022 22:14
4,6-Dinitro-2-methylphenol	< 0.000020		0.000020	0.00020	mg/L	1	29-Jan-2022 22:14
4-Nitrophenol	< 0.000047		0.000047	0.0010	mg/L	1	29-Jan-2022 22:14
Acenaphthene	< 0.000027		0.000027	0.00010	mg/L	1	29-Jan-2022 22:14
Acenaphthylene	< 0.000015		0.000015	0.00010	mg/L	1	29-Jan-2022 22:14
Anthracene	< 0.000014		0.000014	0.00010	mg/L	1	29-Jan-2022 22:14
Benz(a)anthracene	< 0.000050		0.000050	0.00010	mg/L	1	29-Jan-2022 22:14
Benzo(a)pyrene	< 0.000020		0.000020	0.00010	mg/L	1	29-Jan-2022 22:14
Bis(2-chloroethoxy)methane	< 0.000030		0.000030	0.00020	mg/L	1	29-Jan-2022 22:14
Bis(2-ethylhexyl)phthalate	< 0.000037		0.000037	0.00020	mg/L	1	29-Jan-2022 22:14
Chrysene	< 0.000021		0.000021	0.00010	mg/L	1	29-Jan-2022 22:14
Dibenzofuran	< 0.000020		0.000020	0.00010	mg/L	1	29-Jan-2022 22:14
Di-n-butyl phthalate	< 0.000020		0.000020	0.00020	mg/L	1	29-Jan-2022 22:14
Fluoranthene	< 0.000010		0.000010	0.00010	mg/L	1	29-Jan-2022 22:14
Fluorene	< 0.000030		0.000030	0.00010	mg/L	1	29-Jan-2022 22:14
Naphthalene	< 0.000020		0.000020	0.00010	mg/L	1	29-Jan-2022 22:14
Nitrobenzene	< 0.000024		0.000024	0.00020	mg/L	1	29-Jan-2022 22:14
N-Nitrosodiphenylamine	< 0.000025		0.000025	0.00020	mg/L	1	29-Jan-2022 22:14
Pentachlorophenol	< 0.000079		0.000079	0.00020	mg/L	1	29-Jan-2022 22:14
Phenanthrene	< 0.000021		0.000021	0.00010	mg/L	1	29-Jan-2022 22:14
Phenol	< 0.000035		0.000035	0.00020	mg/L	1	29-Jan-2022 22:14
Pyrene	< 0.000019		0.000019	0.00010	mg/L	1	29-Jan-2022 22:14
Surr: 2,4,6-Tribromophenol	*55.2*			*34-129*	*%REC*	*1*	*29-Jan-2022 22:14*
Surr: 2-Fluorobiphenyl	*59.8*			*40-125*	*%REC*	*1*	*29-Jan-2022 22:14*
Surr: 2-Fluorophenol	*56.5*			*20-120*	*%REC*	*1*	*29-Jan-2022 22:14*
Surr: 4-Terphenyl-d14	*92.1*			*40-135*	*%REC*	*1*	*29-Jan-2022 22:14*
Surr: Nitrobenzene-d5	*55.9*			*41-120*	*%REC*	*1*	*29-Jan-2022 22:14*
Surr: Phenol-d6	*40.1*			*20-120*	*%REC*	*1*	*29-Jan-2022 22:14*
ICP-MS METALS BY SW6020A		**Method:SW6020A**			Prep:SW3010A / 24-Jan-2022		Analyst: JHD
Arsenic	**0.00387**		**0.000400**	**0.00200**	**mg/L**	1	25-Jan-2022 22:20

Note: See Qualifiers Page for a list of qualifiers and their explanation.

Client:	Golder Associates Inc.	**ANALYTICAL REPORT**
Project:	Houston TX-Wood Preserving Works	WorkOrder:HS22010436
Sample ID:	WG-1620-MW47C-20220111	Lab ID:HS22010436-04
Collection Date:	11-Jan-2022 08:40	Matrix:Groundwater

ANALYSES	RESULT	QUAL	SDL	MQL	UNITS	DILUTION FACTOR	DATE ANALYZED
LOW LEVEL VOLATILES BY SW8260C		**Method:SW8260**					Analyst: AKP
1,2-Dichloroethane	< 0.00020		0.00020	0.0010	mg/L	1	18-Jan-2022 14:36
Benzene	< 0.00020		0.00020	0.0010	mg/L	1	18-Jan-2022 14:36
Chlorobenzene	< 0.00030		0.00030	0.0010	mg/L	1	18-Jan-2022 14:36
Ethylbenzene	< 0.00030		0.00030	0.0010	mg/L	1	18-Jan-2022 14:36
Methylene chloride	< 0.0010		0.0010	0.0020	mg/L	1	18-Jan-2022 14:36
Toluene	< 0.00020		0.00020	0.0010	mg/L	1	18-Jan-2022 14:36
Xylenes, Total	< 0.00030		0.00030	0.0010	mg/L	1	18-Jan-2022 14:36
Surr: 1,2-Dichloroethane-d4	*82.8*			*70-126*	*%REC*	*1*	*18-Jan-2022 14:36*
Surr: 4-Bromofluorobenzene	*80.8*	*S*		*81-113*	*%REC*	*1*	*18-Jan-2022 14:36*
Surr: Dibromofluoromethane	*92.8*			*77-123*	*%REC*	*1*	*18-Jan-2022 14:36*
Surr: Toluene-d8	*99.1*			*82-127*	*%REC*	*1*	*18-Jan-2022 14:36*

Note: See Qualifiers Page for a list of qualifiers and their explanation.

Client:	Golder Associates Inc.	**ANALYTICAL REPORT**
Project:	Houston TX-Wood Preserving Works	WorkOrder:HS22010436
Sample ID:	WG-1620-MW47C-20220111	Lab ID:HS22010436-04
Collection Date:	11-Jan-2022 08:40	Matrix:Groundwater

ANALYSES	RESULT	QUAL	SDL	MQL	UNITS	DILUTION FACTOR	DATE ANALYZED
LOW-LEVEL SEMIVOLATILES BY 8270D		**Method:SW8270**			Prep:SW3510 / 14-Jan-2022		Analyst: GEY
1,2-Diphenylhydrazine	< 0.000021		0.000021	0.00020	mg/L	1	29-Jan-2022 22:32
2,4-Dimethylphenol	< 0.000040		0.000040	0.00020	mg/L	1	29-Jan-2022 22:32
2,4-Dinitrotoluene	< 0.000058		0.000058	0.00020	mg/L	1	29-Jan-2022 22:32
2,6-Dinitrotoluene	< 0.000042		0.000042	0.00020	mg/L	1	29-Jan-2022 22:32
2-Chloronaphthalene	< 0.000021		0.000021	0.00020	mg/L	1	29-Jan-2022 22:32
2-Methylnaphthalene	< 0.000019		0.000019	0.00010	mg/L	1	29-Jan-2022 22:32
4,6-Dinitro-2-methylphenol	< 0.000020		0.000020	0.00020	mg/L	1	29-Jan-2022 22:32
4-Nitrophenol	< 0.000047		0.000047	0.0010	mg/L	1	29-Jan-2022 22:32
Acenaphthene	**0.00010**		**0.000027**	**0.00010**	**mg/L**	1	29-Jan-2022 22:32
Acenaphthylene	< 0.000015		0.000015	0.00010	mg/L	1	29-Jan-2022 22:32
Anthracene	**0.000046**	J	**0.000014**	**0.00010**	**mg/L**	1	29-Jan-2022 22:32
Benz(a)anthracene	< 0.000050		0.000050	0.00010	mg/L	1	29-Jan-2022 22:32
Benzo(a)pyrene	< 0.000020		0.000020	0.00010	mg/L	1	29-Jan-2022 22:32
Bis(2-chloroethoxy)methane	< 0.000030		0.000030	0.00020	mg/L	1	29-Jan-2022 22:32
Bis(2-ethylhexyl)phthalate	**0.00026**		**0.000037**	**0.00020**	**mg/L**	1	29-Jan-2022 22:32
Chrysene	< 0.000021		0.000021	0.00010	mg/L	1	29-Jan-2022 22:32
Dibenzofuran	**0.000057**	J	**0.000020**	**0.00010**	**mg/L**	1	29-Jan-2022 22:32
Di-n-butyl phthalate	**0.000038**	J	**0.000020**	**0.00020**	**mg/L**	1	29-Jan-2022 22:32
Fluoranthene	**0.00013**		**0.000010**	**0.00010**	**mg/L**	1	29-Jan-2022 22:32
Fluorene	**0.000083**	J	**0.000030**	**0.00010**	**mg/L**	1	29-Jan-2022 22:32
Naphthalene	< 0.000020		0.000020	0.00010	mg/L	1	29-Jan-2022 22:32
Nitrobenzene	< 0.000024		0.000024	0.00020	mg/L	1	29-Jan-2022 22:32
N-Nitrosodiphenylamine	< 0.000025		0.000025	0.00020	mg/L	1	29-Jan-2022 22:32
Pentachlorophenol	< 0.000079		0.000079	0.00020	mg/L	1	29-Jan-2022 22:32
Phenanthrene	**0.00012**		**0.000021**	**0.00010**	**mg/L**	1	29-Jan-2022 22:32
Phenol	< 0.000035		0.000035	0.00020	mg/L	1	29-Jan-2022 22:32
Pyrene	**0.000079**	J	**0.000019**	**0.00010**	**mg/L**	1	29-Jan-2022 22:32
Surr: 2,4,6-Tribromophenol	*55.8*			*34-129*	*%REC*	*1*	*29-Jan-2022 22:32*
Surr: 2-Fluorobiphenyl	*72.2*			*40-125*	*%REC*	*1*	*29-Jan-2022 22:32*
Surr: 2-Fluorophenol	*59.2*			*20-120*	*%REC*	*1*	*29-Jan-2022 22:32*
Surr: 4-Terphenyl-d14	*97.7*			*40-135*	*%REC*	*1*	*29-Jan-2022 22:32*
Surr: Nitrobenzene-d5	*63.1*			*41-120*	*%REC*	*1*	*29-Jan-2022 22:32*
Surr: Phenol-d6	*44.5*			*20-120*	*%REC*	*1*	*29-Jan-2022 22:32*
ICP-MS METALS BY SW6020A		**Method:SW6020A**			Prep:SW3010A / 24-Jan-2022		Analyst: JHD
Arsenic	**0.00185**	J	**0.000400**	**0.00200**	**mg/L**	1	25-Jan-2022 22:22

Note: See Qualifiers Page for a list of qualifiers and their explanation.

Client:	Golder Associates Inc.	**ANALYTICAL REPORT**
Project:	Houston TX-Wood Preserving Works	WorkOrder:HS22010436
Sample ID:	WG-1620-MW34CR-20220111	Lab ID:HS22010436-05
Collection Date:	11-Jan-2022 09:30	Matrix:Groundwater

ANALYSES	RESULT	QUAL	SDL	MQL	UNITS	DILUTION FACTOR	DATE ANALYZED
LOW LEVEL VOLATILES BY SW8260C		**Method:SW8260**					Analyst: AKP
1,2-Dichloroethane	< 0.00020		0.00020	0.0010	mg/L	1	18-Jan-2022 14:57
Benzene	< 0.00020		0.00020	0.0010	mg/L	1	18-Jan-2022 14:57
Chlorobenzene	< 0.00030		0.00030	0.0010	mg/L	1	18-Jan-2022 14:57
Ethylbenzene	< 0.00030		0.00030	0.0010	mg/L	1	18-Jan-2022 14:57
Methylene chloride	< 0.0010		0.0010	0.0020	mg/L	1	18-Jan-2022 14:57
Toluene	< 0.00020		0.00020	0.0010	mg/L	1	18-Jan-2022 14:57
Xylenes, Total	< 0.00030		0.00030	0.0010	mg/L	1	18-Jan-2022 14:57
Surr: 1,2-Dichloroethane-d4	*82.8*			*70-126*	*%REC*	*1*	*18-Jan-2022 14:57*
Surr: 4-Bromofluorobenzene	*80.0*	*S*		*81-113*	*%REC*	*1*	*18-Jan-2022 14:57*
Surr: Dibromofluoromethane	*93.4*			*77-123*	*%REC*	*1*	*18-Jan-2022 14:57*
Surr: Toluene-d8	*98.0*			*82-127*	*%REC*	*1*	*18-Jan-2022 14:57*

Note: See Qualifiers Page for a list of qualifiers and their explanation.

Client:	Golder Associates Inc.	**ANALYTICAL REPORT**
Project:	Houston TX-Wood Preserving Works	WorkOrder:HS22010436
Sample ID:	WG-1620-MW34CR-20220111	Lab ID:HS22010436-05
Collection Date:	11-Jan-2022 09:30	Matrix:Groundwater

ANALYSES	RESULT	QUAL	SDL	MQL	UNITS	DILUTION FACTOR	DATE ANALYZED
LOW-LEVEL SEMIVOLATILES BY 8270D		**Method:SW8270**			Prep:SW3510 / 14-Jan-2022		Analyst: GEY
1,2-Diphenylhydrazine	< 0.000021		0.000021	0.00020	mg/L	1	31-Jan-2022 13:57
2,4-Dimethylphenol	< 0.000040		0.000040	0.00020	mg/L	1	31-Jan-2022 13:57
2,4-Dinitrotoluene	< 0.000058		0.000058	0.00020	mg/L	1	31-Jan-2022 13:57
2,6-Dinitrotoluene	< 0.000042		0.000042	0.00020	mg/L	1	31-Jan-2022 13:57
2-Chloronaphthalene	< 0.000021		0.000021	0.00020	mg/L	1	31-Jan-2022 13:57
2-Methylnaphthalene	**0.000092**	J	**0.000019**	**0.00010**	**mg/L**	1	31-Jan-2022 13:57
4,6-Dinitro-2-methylphenol	< 0.000020		0.000020	0.00020	mg/L	1	31-Jan-2022 13:57
4-Nitrophenol	< 0.000047		0.000047	0.0010	mg/L	1	31-Jan-2022 13:57
Acenaphthene	**0.000063**	J	**0.000027**	**0.00010**	**mg/L**	1	31-Jan-2022 13:57
Acenaphthylene	< 0.000015		0.000015	0.00010	mg/L	1	31-Jan-2022 13:57
Anthracene	**0.000034**	J	**0.000014**	**0.00010**	**mg/L**	1	31-Jan-2022 13:57
Benz(a)anthracene	**0.000069**	J	**0.000050**	**0.00010**	**mg/L**	1	31-Jan-2022 13:57
Benzo(a)pyrene	**0.000067**	J	**0.000020**	**0.00010**	**mg/L**	1	31-Jan-2022 13:57
Bis(2-chloroethoxy)methane	< 0.000030		0.000030	0.00020	mg/L	1	31-Jan-2022 13:57
Bis(2-ethylhexyl)phthalate	**0.000096**	J	**0.000037**	**0.00020**	**mg/L**	1	31-Jan-2022 13:57
Chrysene	**0.00014**		**0.000021**	**0.00010**	**mg/L**	1	31-Jan-2022 13:57
Dibenzofuran	< 0.000020		0.000020	0.00010	mg/L	1	31-Jan-2022 13:57
Di-n-butyl phthalate	< 0.000020		0.000020	0.00020	mg/L	1	31-Jan-2022 13:57
Fluoranthene	**0.000094**	J	**0.000010**	**0.00010**	**mg/L**	1	31-Jan-2022 13:57
Fluorene	**0.000058**	J	**0.000030**	**0.00010**	**mg/L**	1	31-Jan-2022 13:57
Naphthalene	**0.00030**		**0.000020**	**0.00010**	**mg/L**	1	31-Jan-2022 13:57
Nitrobenzene	< 0.000024		0.000024	0.00020	mg/L	1	31-Jan-2022 13:57
N-Nitrosodiphenylamine	< 0.000025		0.000025	0.00020	mg/L	1	31-Jan-2022 13:57
Pentachlorophenol	< 0.000079		0.000079	0.00020	mg/L	1	31-Jan-2022 13:57
Phenanthrene	**0.000064**	J	**0.000021**	**0.00010**	**mg/L**	1	31-Jan-2022 13:57
Phenol	< 0.000035		0.000035	0.00020	mg/L	1	31-Jan-2022 13:57
Pyrene	**0.00010**		**0.000019**	**0.00010**	**mg/L**	1	31-Jan-2022 13:57
Surr: 2,4,6-Tribromophenol	*76.5*			*34-129*	*%REC*	*1*	*31-Jan-2022 13:57*
Surr: 2-Fluorobiphenyl	*76.5*			*40-125*	*%REC*	*1*	*31-Jan-2022 13:57*
Surr: 2-Fluorophenol	*77.7*			*20-120*	*%REC*	*1*	*31-Jan-2022 13:57*
Surr: 4-Terphenyl-d14	*90.4*			*40-135*	*%REC*	*1*	*31-Jan-2022 13:57*
Surr: Nitrobenzene-d5	*68.7*			*41-120*	*%REC*	*1*	*31-Jan-2022 13:57*
Surr: Phenol-d6	*78.3*			*20-120*	*%REC*	*1*	*31-Jan-2022 13:57*
ICP-MS METALS BY SW6020A		**Method:SW6020A**			Prep:SW3010A / 24-Jan-2022		Analyst: JHD
Arsenic	**0.00166**	J	**0.000400**	**0.00200**	**mg/L**	1	25-Jan-2022 22:24

Note: See Qualifiers Page for a list of qualifiers and their explanation.

Client:	Golder Associates Inc.	**ANALYTICAL REPORT**
Project:	Houston TX-Wood Preserving Works	WorkOrder:HS22010436
Sample ID:	WG-1620-MW36B-20220111	Lab ID:HS22010436-06
Collection Date:	11-Jan-2022 10:30	Matrix:Groundwater

ANALYSES	RESULT	QUAL	SDL	MQL	UNITS	DILUTION FACTOR	DATE ANALYZED
LOW LEVEL VOLATILES BY SW8260C		**Method:SW8260**					Analyst: AKP
1,2-Dichloroethane	< 0.00020		0.00020	0.0010	mg/L	1	18-Jan-2022 15:18
Benzene	< 0.00020		0.00020	0.0010	mg/L	1	18-Jan-2022 15:18
Chlorobenzene	< 0.00030		0.00030	0.0010	mg/L	1	18-Jan-2022 15:18
Ethylbenzene	< 0.00030		0.00030	0.0010	mg/L	1	18-Jan-2022 15:18
Methylene chloride	< 0.0010		0.0010	0.0020	mg/L	1	18-Jan-2022 15:18
Toluene	< 0.00020		0.00020	0.0010	mg/L	1	18-Jan-2022 15:18
Xylenes, Total	< 0.00030		0.00030	0.0010	mg/L	1	18-Jan-2022 15:18
Surr: 1,2-Dichloroethane-d4	*82.1*			*70-126*	*%REC*	*1*	*18-Jan-2022 15:18*
Surr: 4-Bromofluorobenzene	*81.4*			*81-113*	*%REC*	*1*	*18-Jan-2022 15:18*
Surr: Dibromofluoromethane	*93.2*			*77-123*	*%REC*	*1*	*18-Jan-2022 15:18*
Surr: Toluene-d8	*97.9*			*82-127*	*%REC*	*1*	*18-Jan-2022 15:18*

Note: See Qualifiers Page for a list of qualifiers and their explanation.

Client:	Golder Associates Inc.	**ANALYTICAL REPORT**
Project:	Houston TX-Wood Preserving Works	WorkOrder:HS22010436
Sample ID:	WG-1620-MW36B-20220111	Lab ID:HS22010436-06
Collection Date:	11-Jan-2022 10:30	Matrix:Groundwater

ANALYSES	RESULT	QUAL	SDL	MQL	UNITS	DILUTION FACTOR	DATE ANALYZED
LOW-LEVEL SEMIVOLATILES BY 8270D		**Method:SW8270**			Prep:SW3510 / 14-Jan-2022		Analyst: GEY
1,2-Diphenylhydrazine	< 0.000021		0.000021	0.00020	mg/L	1	31-Jan-2022 14:16
2,4-Dimethylphenol	< 0.000040		0.000040	0.00020	mg/L	1	31-Jan-2022 14:16
2,4-Dinitrotoluene	< 0.000058		0.000058	0.00020	mg/L	1	31-Jan-2022 14:16
2,6-Dinitrotoluene	< 0.000042		0.000042	0.00020	mg/L	1	31-Jan-2022 14:16
2-Chloronaphthalene	< 0.000021		0.000021	0.00020	mg/L	1	31-Jan-2022 14:16
2-Methylnaphthalene	< 0.000019		0.000019	0.00010	mg/L	1	31-Jan-2022 14:16
4,6-Dinitro-2-methylphenol	< 0.000020		0.000020	0.00020	mg/L	1	31-Jan-2022 14:16
4-Nitrophenol	< 0.000047		0.000047	0.0010	mg/L	1	31-Jan-2022 14:16
Acenaphthene	< 0.000027		0.000027	0.00010	mg/L	1	31-Jan-2022 14:16
Acenaphthylene	< 0.000015		0.000015	0.00010	mg/L	1	31-Jan-2022 14:16
Anthracene	< 0.000014		0.000014	0.00010	mg/L	1	31-Jan-2022 14:16
Benz(a)anthracene	< 0.000050		0.000050	0.00010	mg/L	1	31-Jan-2022 14:16
Benzo(a)pyrene	< 0.000020		0.000020	0.00010	mg/L	1	31-Jan-2022 14:16
Bis(2-chloroethoxy)methane	< 0.000030		0.000030	0.00020	mg/L	1	31-Jan-2022 14:16
Bis(2-ethylhexyl)phthalate	**0.00011**	J	**0.000037**	**0.00020**	**mg/L**	1	31-Jan-2022 14:16
Chrysene	< 0.000021		0.000021	0.00010	mg/L	1	31-Jan-2022 14:16
Dibenzofuran	< 0.000020		0.000020	0.00010	mg/L	1	31-Jan-2022 14:16
Di-n-butyl phthalate	< 0.000020		0.000020	0.00020	mg/L	1	31-Jan-2022 14:16
Fluoranthene	< 0.000010		0.000010	0.00010	mg/L	1	31-Jan-2022 14:16
Fluorene	< 0.000030		0.000030	0.00010	mg/L	1	31-Jan-2022 14:16
Naphthalene	< 0.000020		0.000020	0.00010	mg/L	1	31-Jan-2022 14:16
Nitrobenzene	< 0.000024		0.000024	0.00020	mg/L	1	31-Jan-2022 14:16
N-Nitrosodiphenylamine	< 0.000025		0.000025	0.00020	mg/L	1	31-Jan-2022 14:16
Pentachlorophenol	< 0.000079		0.000079	0.00020	mg/L	1	31-Jan-2022 14:16
Phenanthrene	< 0.000021		0.000021	0.00010	mg/L	1	31-Jan-2022 14:16
Phenol	< 0.000035		0.000035	0.00020	mg/L	1	31-Jan-2022 14:16
Pyrene	< 0.000019		0.000019	0.00010	mg/L	1	31-Jan-2022 14:16
Surr: 2,4,6-Tribromophenol	*88.1*			*34-129*	*%REC*	*1*	*31-Jan-2022 14:16*
Surr: 2-Fluorobiphenyl	*77.7*			*40-125*	*%REC*	*1*	*31-Jan-2022 14:16*
Surr: 2-Fluorophenol	*78.1*			*20-120*	*%REC*	*1*	*31-Jan-2022 14:16*
Surr: 4-Terphenyl-d14	*100*			*40-135*	*%REC*	*1*	*31-Jan-2022 14:16*
Surr: Nitrobenzene-d5	*70.0*			*41-120*	*%REC*	*1*	*31-Jan-2022 14:16*
Surr: Phenol-d6	*76.9*			*20-120*	*%REC*	*1*	*31-Jan-2022 14:16*
ICP-MS METALS BY SW6020A		**Method:SW6020A**			Prep:SW3010A / 24-Jan-2022		Analyst: JHD
Arsenic	**0.000982**	J	**0.000400**	**0.00200**	**mg/L**	1	25-Jan-2022 22:26

Note: See Qualifiers Page for a list of qualifiers and their explanation.

Client:	Golder Associates Inc.	**ANALYTICAL REPORT**
Project:	Houston TX-Wood Preserving Works	WorkOrder:HS22010436
Sample ID:	WG-1620-FD02-20220111	Lab ID:HS22010436-07
Collection Date:	11-Jan-2022 10:30	Matrix:Groundwater

ANALYSES	RESULT	QUAL	SDL	MQL	UNITS	DILUTION FACTOR	DATE ANALYZED
LOW LEVEL VOLATILES BY SW8260C		**Method:SW8260**					Analyst: AKP
1,2-Dichloroethane	< 0.00020		0.00020	0.0010	mg/L	1	18-Jan-2022 15:39
Benzene	< 0.00020		0.00020	0.0010	mg/L	1	18-Jan-2022 15:39
Chlorobenzene	< 0.00030		0.00030	0.0010	mg/L	1	18-Jan-2022 15:39
Ethylbenzene	< 0.00030		0.00030	0.0010	mg/L	1	18-Jan-2022 15:39
Methylene chloride	< 0.0010		0.0010	0.0020	mg/L	1	18-Jan-2022 15:39
Toluene	< 0.00020		0.00020	0.0010	mg/L	1	18-Jan-2022 15:39
Xylenes, Total	< 0.00030		0.00030	0.0010	mg/L	1	18-Jan-2022 15:39
Surr: 1,2-Dichloroethane-d4	*82.1*			*70-126*	*%REC*	*1*	*18-Jan-2022 15:39*
Surr: 4-Bromofluorobenzene	*81.7*			*81-113*	*%REC*	*1*	*18-Jan-2022 15:39*
Surr: Dibromofluoromethane	*92.2*			*77-123*	*%REC*	*1*	*18-Jan-2022 15:39*
Surr: Toluene-d8	*97.9*			*82-127*	*%REC*	*1*	*18-Jan-2022 15:39*

Note: See Qualifiers Page for a list of qualifiers and their explanation.

Client:	Golder Associates Inc.	**ANALYTICAL REPORT**
Project:	Houston TX-Wood Preserving Works	WorkOrder:HS22010436
Sample ID:	WG-1620-FD02-20220111	Lab ID:HS22010436-07
Collection Date:	11-Jan-2022 10:30	Matrix:Groundwater

ANALYSES	RESULT	QUAL	SDL	MQL	UNITS	DILUTION FACTOR	DATE ANALYZED
LOW-LEVEL SEMIVOLATILES BY 8270D		**Method:SW8270**			Prep:SW3510 / 14-Jan-2022		Analyst: GEY
1,2-Diphenylhydrazine	< 0.000021		0.000021	0.00020	mg/L	1	31-Jan-2022 19:16
2,4-Dimethylphenol	< 0.000040		0.000040	0.00020	mg/L	1	31-Jan-2022 19:16
2,4-Dinitrotoluene	< 0.000058		0.000058	0.00020	mg/L	1	31-Jan-2022 19:16
2,6-Dinitrotoluene	< 0.000042		0.000042	0.00020	mg/L	1	31-Jan-2022 19:16
2-Chloronaphthalene	< 0.000021		0.000021	0.00020	mg/L	1	31-Jan-2022 19:16
2-Methylnaphthalene	< 0.000019		0.000019	0.00010	mg/L	1	31-Jan-2022 19:16
4,6-Dinitro-2-methylphenol	< 0.000020		0.000020	0.00020	mg/L	1	31-Jan-2022 19:16
4-Nitrophenol	< 0.000047		0.000047	0.0010	mg/L	1	31-Jan-2022 19:16
Acenaphthene	**0.000049**	J	**0.000027**	**0.00010**	**mg/L**	1	31-Jan-2022 19:16
Acenaphthylene	< 0.000015		0.000015	0.00010	mg/L	1	31-Jan-2022 19:16
Anthracene	< 0.000014		0.000014	0.00010	mg/L	1	31-Jan-2022 19:16
Benz(a)anthracene	< 0.000050		0.000050	0.00010	mg/L	1	31-Jan-2022 19:16
Benzo(a)pyrene	< 0.000020		0.000020	0.00010	mg/L	1	31-Jan-2022 19:16
Bis(2-chloroethoxy)methane	< 0.000030		0.000030	0.00020	mg/L	1	31-Jan-2022 19:16
Bis(2-ethylhexyl)phthalate	< 0.000037		0.000037	0.00020	mg/L	1	31-Jan-2022 19:16
Chrysene	< 0.000021		0.000021	0.00010	mg/L	1	31-Jan-2022 19:16
Dibenzofuran	**0.000038**	J	**0.000020**	**0.00010**	**mg/L**	1	31-Jan-2022 19:16
Di-n-butyl phthalate	< 0.000020		0.000020	0.00020	mg/L	1	31-Jan-2022 19:16
Fluoranthene	< 0.000010		0.000010	0.00010	mg/L	1	31-Jan-2022 19:16
Fluorene	< 0.000030		0.000030	0.00010	mg/L	1	31-Jan-2022 19:16
Naphthalene	**0.00039**		**0.000020**	**0.00010**	**mg/L**	1	31-Jan-2022 19:16
Nitrobenzene	< 0.000024		0.000024	0.00020	mg/L	1	31-Jan-2022 19:16
N-Nitrosodiphenylamine	< 0.000025		0.000025	0.00020	mg/L	1	31-Jan-2022 19:16
Pentachlorophenol	< 0.000079		0.000079	0.00020	mg/L	1	31-Jan-2022 19:16
Phenanthrene	< 0.000021		0.000021	0.00010	mg/L	1	31-Jan-2022 19:16
Phenol	< 0.000035		0.000035	0.00020	mg/L	1	31-Jan-2022 19:16
Pyrene	< 0.000019		0.000019	0.00010	mg/L	1	31-Jan-2022 19:16
Surr: 2,4,6-Tribromophenol	*61.4*			*34-129*	*%REC*	*1*	*31-Jan-2022 19:16*
Surr: 2-Fluorobiphenyl	*72.0*			*40-125*	*%REC*	*1*	*31-Jan-2022 19:16*
Surr: 2-Fluorophenol	*63.5*			*20-120*	*%REC*	*1*	*31-Jan-2022 19:16*
Surr: 4-Terphenyl-d14	*102*			*40-135*	*%REC*	*1*	*31-Jan-2022 19:16*
Surr: Nitrobenzene-d5	*65.9*			*41-120*	*%REC*	*1*	*31-Jan-2022 19:16*
Surr: Phenol-d6	*59.9*			*20-120*	*%REC*	*1*	*31-Jan-2022 19:16*
ICP-MS METALS BY SW6020A		**Method:SW6020A**			Prep:SW3010A / 24-Jan-2022		Analyst: JHD
Arsenic	**0.00108**	J	**0.000400**	**0.00200**	**mg/L**	1	25-Jan-2022 22:28

Note: See Qualifiers Page for a list of qualifiers and their explanation.

Client:	Golder Associates Inc.	**ANALYTICAL REPORT**
Project:	Houston TX-Wood Preserving Works	WorkOrder:HS22010436
Sample ID:	WG-1620-MW87C-20220111	Lab ID:HS22010436-08
Collection Date:	11-Jan-2022 11:15	Matrix:Groundwater

ANALYSES	RESULT	QUAL	SDL	MQL	UNITS	DILUTION FACTOR	DATE ANALYZED
LOW LEVEL VOLATILES BY SW8260C		**Method:SW8260**					Analyst: AKP
1,2-Dichloroethane	< 0.00020		0.00020	0.0010	mg/L	1	18-Jan-2022 16:00
Benzene	< 0.00020		0.00020	0.0010	mg/L	1	18-Jan-2022 16:00
Chlorobenzene	< 0.00030		0.00030	0.0010	mg/L	1	18-Jan-2022 16:00
Ethylbenzene	< 0.00030		0.00030	0.0010	mg/L	1	18-Jan-2022 16:00
Methylene chloride	< 0.0010		0.0010	0.0020	mg/L	1	18-Jan-2022 16:00
Toluene	< 0.00020		0.00020	0.0010	mg/L	1	18-Jan-2022 16:00
Xylenes, Total	< 0.00030		0.00030	0.0010	mg/L	1	18-Jan-2022 16:00
Surr: 1,2-Dichloroethane-d4	*83.6*			*70-126*	*%REC*	*1*	*18-Jan-2022 16:00*
Surr: 4-Bromofluorobenzene	*82.0*			*81-113*	*%REC*	*1*	*18-Jan-2022 16:00*
Surr: Dibromofluoromethane	*92.8*			*77-123*	*%REC*	*1*	*18-Jan-2022 16:00*
Surr: Toluene-d8	*99.0*			*82-127*	*%REC*	*1*	*18-Jan-2022 16:00*

Note: See Qualifiers Page for a list of qualifiers and their explanation.

Client:	Golder Associates Inc.	**ANALYTICAL REPORT**
Project:	Houston TX-Wood Preserving Works	WorkOrder:HS22010436
Sample ID:	WG-1620-MW87C-20220111	Lab ID:HS22010436-08
Collection Date:	11-Jan-2022 11:15	Matrix:Groundwater

ANALYSES	RESULT	QUAL	SDL	MQL	UNITS	DILUTION FACTOR	DATE ANALYZED
LOW-LEVEL SEMIVOLATILES BY 8270D		**Method:SW8270**			Prep:SW3510 / 14-Jan-2022		Analyst: GEY
1,2-Diphenylhydrazine	< 0.000021		0.000021	0.00020	mg/L	1	31-Jan-2022 14:53
2,4-Dimethylphenol	< 0.000040		0.000040	0.00020	mg/L	1	31-Jan-2022 14:53
2,4-Dinitrotoluene	< 0.000058		0.000058	0.00020	mg/L	1	31-Jan-2022 14:53
2,6-Dinitrotoluene	< 0.000042		0.000042	0.00020	mg/L	1	31-Jan-2022 14:53
2-Chloronaphthalene	< 0.000021		0.000021	0.00020	mg/L	1	31-Jan-2022 14:53
2-Methylnaphthalene	< 0.000019		0.000019	0.00010	mg/L	1	31-Jan-2022 14:53
4,6-Dinitro-2-methylphenol	< 0.000020		0.000020	0.00020	mg/L	1	31-Jan-2022 14:53
4-Nitrophenol	< 0.000047		0.000047	0.0010	mg/L	1	31-Jan-2022 14:53
Acenaphthene	< 0.000027		0.000027	0.00010	mg/L	1	31-Jan-2022 14:53
Acenaphthylene	< 0.000015		0.000015	0.00010	mg/L	1	31-Jan-2022 14:53
Anthracene	< 0.000014		0.000014	0.00010	mg/L	1	31-Jan-2022 14:53
Benz(a)anthracene	< 0.000050		0.000050	0.00010	mg/L	1	31-Jan-2022 14:53
Benzo(a)pyrene	< 0.000020		0.000020	0.00010	mg/L	1	31-Jan-2022 14:53
Bis(2-chloroethoxy)methane	< 0.000030		0.000030	0.00020	mg/L	1	31-Jan-2022 14:53
Bis(2-ethylhexyl)phthalate	**0.000064**	J	**0.000037**	**0.00020**	**mg/L**	1	31-Jan-2022 14:53
Chrysene	< 0.000021		0.000021	0.00010	mg/L	1	31-Jan-2022 14:53
Dibenzofuran	< 0.000020		0.000020	0.00010	mg/L	1	31-Jan-2022 14:53
Di-n-butyl phthalate	< 0.000020		0.000020	0.00020	mg/L	1	31-Jan-2022 14:53
Fluoranthene	< 0.000010		0.000010	0.00010	mg/L	1	31-Jan-2022 14:53
Fluorene	< 0.000030		0.000030	0.00010	mg/L	1	31-Jan-2022 14:53
Naphthalene	**0.00012**		**0.000020**	**0.00010**	**mg/L**	1	31-Jan-2022 14:53
Nitrobenzene	< 0.000024		0.000024	0.00020	mg/L	1	31-Jan-2022 14:53
N-Nitrosodiphenylamine	< 0.000025		0.000025	0.00020	mg/L	1	31-Jan-2022 14:53
Pentachlorophenol	< 0.000079		0.000079	0.00020	mg/L	1	31-Jan-2022 14:53
Phenanthrene	< 0.000021		0.000021	0.00010	mg/L	1	31-Jan-2022 14:53
Phenol	< 0.000035		0.000035	0.00020	mg/L	1	31-Jan-2022 14:53
Pyrene	< 0.000019		0.000019	0.00010	mg/L	1	31-Jan-2022 14:53
Surr: 2,4,6-Tribromophenol	*89.7*			*34-129*	*%REC*	*1*	*31-Jan-2022 14:53*
Surr: 2-Fluorobiphenyl	*81.2*			*40-125*	*%REC*	*1*	*31-Jan-2022 14:53*
Surr: 2-Fluorophenol	*79.2*			*20-120*	*%REC*	*1*	*31-Jan-2022 14:53*
Surr: 4-Terphenyl-d14	*104*			*40-135*	*%REC*	*1*	*31-Jan-2022 14:53*
Surr: Nitrobenzene-d5	*72.6*			*41-120*	*%REC*	*1*	*31-Jan-2022 14:53*
Surr: Phenol-d6	*76.6*			*20-120*	*%REC*	*1*	*31-Jan-2022 14:53*
ICP-MS METALS BY SW6020A		**Method:SW6020A**			Prep:SW3010A / 24-Jan-2022		Analyst: JHD
Arsenic	< 0.000400		0.000400	0.00200	mg/L	1	25-Jan-2022 22:30

Note: See Qualifiers Page for a list of qualifiers and their explanation.

Client:	Golder Associates Inc.	**ANALYTICAL REPORT**
Project:	Houston TX-Wood Preserving Works	WorkOrder:HS22010436
Sample ID:	WG-1620-MW51A-20220111	Lab ID:HS22010436-09
Collection Date:	11-Jan-2022 13:10	Matrix:Groundwater

ANALYSES	RESULT	QUAL	SDL	MQL	UNITS	DILUTION FACTOR	DATE ANALYZED
LOW LEVEL VOLATILES BY SW8260C		**Method:SW8260**					Analyst: AKP
1,2-Dichloroethane	< 0.00020		0.00020	0.0010	mg/L	1	18-Jan-2022 16:20
Benzene	< 0.00020		0.00020	0.0010	mg/L	1	18-Jan-2022 16:20
Chlorobenzene	< 0.00030		0.00030	0.0010	mg/L	1	18-Jan-2022 16:20
Ethylbenzene	< 0.00030		0.00030	0.0010	mg/L	1	18-Jan-2022 16:20
Methylene chloride	< 0.0010		0.0010	0.0020	mg/L	1	18-Jan-2022 16:20
Toluene	< 0.00020		0.00020	0.0010	mg/L	1	18-Jan-2022 16:20
Xylenes, Total	< 0.00030		0.00030	0.0010	mg/L	1	18-Jan-2022 16:20
Surr: 1,2-Dichloroethane-d4	*83.5*			*70-126*	*%REC*	*1*	*18-Jan-2022 16:20*
Surr: 4-Bromofluorobenzene	*81.6*			*81-113*	*%REC*	*1*	*18-Jan-2022 16:20*
Surr: Dibromofluoromethane	*92.9*			*77-123*	*%REC*	*1*	*18-Jan-2022 16:20*
Surr: Toluene-d8	*99.2*			*82-127*	*%REC*	*1*	*18-Jan-2022 16:20*

Note: See Qualifiers Page for a list of qualifiers and their explanation.

Client:	Golder Associates Inc.	**ANALYTICAL REPORT**
Project:	Houston TX-Wood Preserving Works	WorkOrder:HS22010436
Sample ID:	WG-1620-MW51A-20220111	Lab ID:HS22010436-09
Collection Date:	11-Jan-2022 13:10	Matrix:Groundwater

ANALYSES	RESULT	QUAL	SDL	MQL	UNITS	DILUTION FACTOR	DATE ANALYZED
LOW-LEVEL SEMIVOLATILES BY 8270D		**Method:SW8270**			Prep:SW3510 / 14-Jan-2022		Analyst: GEY
1,2-Diphenylhydrazine	< 0.000021		0.000021	0.00020	mg/L	1	31-Jan-2022 15:12
2,4-Dimethylphenol	< 0.000040		0.000040	0.00020	mg/L	1	31-Jan-2022 15:12
2,4-Dinitrotoluene	< 0.000058		0.000058	0.00020	mg/L	1	31-Jan-2022 15:12
2,6-Dinitrotoluene	< 0.000042		0.000042	0.00020	mg/L	1	31-Jan-2022 15:12
2-Chloronaphthalene	< 0.000021		0.000021	0.00020	mg/L	1	31-Jan-2022 15:12
2-Methylnaphthalene	**0.00011**		**0.000019**	**0.00010**	**mg/L**	1	31-Jan-2022 15:12
4,6-Dinitro-2-methylphenol	< 0.000020		0.000020	0.00020	mg/L	1	31-Jan-2022 15:12
4-Nitrophenol	< 0.000047		0.000047	0.0010	mg/L	1	31-Jan-2022 15:12
Acenaphthene	**0.000055**	J	**0.000027**	**0.00010**	**mg/L**	1	31-Jan-2022 15:12
Acenaphthylene	< 0.000015		0.000015	0.00010	mg/L	1	31-Jan-2022 15:12
Anthracene	< 0.000014		0.000014	0.00010	mg/L	1	31-Jan-2022 15:12
Benz(a)anthracene	< 0.000050		0.000050	0.00010	mg/L	1	31-Jan-2022 15:12
Benzo(a)pyrene	< 0.000020		0.000020	0.00010	mg/L	1	31-Jan-2022 15:12
Bis(2-chloroethoxy)methane	< 0.000030		0.000030	0.00020	mg/L	1	31-Jan-2022 15:12
Bis(2-ethylhexyl)phthalate	**0.000074**	J	**0.000037**	**0.00020**	**mg/L**	1	31-Jan-2022 15:12
Chrysene	< 0.000021		0.000021	0.00010	mg/L	1	31-Jan-2022 15:12
Dibenzofuran	**0.000060**	J	**0.000020**	**0.00010**	**mg/L**	1	31-Jan-2022 15:12
Di-n-butyl phthalate	< 0.000020		0.000020	0.00020	mg/L	1	31-Jan-2022 15:12
Fluoranthene	< 0.000010		0.000010	0.00010	mg/L	1	31-Jan-2022 15:12
Fluorene	< 0.000030		0.000030	0.00010	mg/L	1	31-Jan-2022 15:12
Naphthalene	**0.00046**		**0.000020**	**0.00010**	**mg/L**	1	31-Jan-2022 15:12
Nitrobenzene	< 0.000024		0.000024	0.00020	mg/L	1	31-Jan-2022 15:12
N-Nitrosodiphenylamine	< 0.000025		0.000025	0.00020	mg/L	1	31-Jan-2022 15:12
Pentachlorophenol	< 0.000079		0.000079	0.00020	mg/L	1	31-Jan-2022 15:12
Phenanthrene	**0.000063**	J	**0.000021**	**0.00010**	**mg/L**	1	31-Jan-2022 15:12
Phenol	< 0.000035		0.000035	0.00020	mg/L	1	31-Jan-2022 15:12
Pyrene	< 0.000019		0.000019	0.00010	mg/L	1	31-Jan-2022 15:12
Surr: 2,4,6-Tribromophenol	*76.3*			*34-129*	*%REC*	*1*	*31-Jan-2022 15:12*
Surr: 2-Fluorobiphenyl	*65.9*			*40-125*	*%REC*	*1*	*31-Jan-2022 15:12*
Surr: 2-Fluorophenol	*63.3*			*20-120*	*%REC*	*1*	*31-Jan-2022 15:12*
Surr: 4-Terphenyl-d14	*100*			*40-135*	*%REC*	*1*	*31-Jan-2022 15:12*
Surr: Nitrobenzene-d5	*60.0*			*41-120*	*%REC*	*1*	*31-Jan-2022 15:12*
Surr: Phenol-d6	*65.8*			*20-120*	*%REC*	*1*	*31-Jan-2022 15:12*

Note: See Qualifiers Page for a list of qualifiers and their explanation.

Client:	Golder Associates Inc.	**ANALYTICAL REPORT**
Project:	Houston TX-Wood Preserving Works	WorkOrder:HS22010436
Sample ID:	WG-1620-MW51A-20220111	Lab ID:HS22010436-09
Collection Date:	11-Jan-2022 13:10	Matrix:Groundwater

ANALYSES	RESULT	QUAL	SDL	MQL	UNITS	DILUTION FACTOR	DATE ANALYZED
ICP-MS METALS BY SW6020A		**Method:SW6020A**			Prep:SW3010A / 24-Jan-2022		Analyst: JHD
Arsenic	**0.00471**		**0.000400**	**0.00200**	**mg/L**	1	25-Jan-2022 22:32
Calcium	**94.2**		**0.0340**	**0.500**	**mg/L**	1	25-Jan-2022 22:32
Iron	**1.31**		**0.0120**	**0.200**	**mg/L**	1	25-Jan-2022 22:32
Magnesium	**28.4**		**0.0100**	**0.200**	**mg/L**	1	25-Jan-2022 22:32
Manganese	**2.67**		**0.00700**	**0.0500**	**mg/L**	10	26-Jan-2022 14:43
Potassium	**0.621**		**0.0180**	**0.200**	**mg/L**	1	25-Jan-2022 22:32
Sodium	**62.4**		**0.140**	**2.00**	**mg/L**	10	26-Jan-2022 14:43
ALKALINITY BY SM 2320B-2011		**Method:SM2320B**					Analyst: TH
Alkalinity, Bicarbonate (As CaCO3)	**233**		**5.00**	**5.00**	**mg/L**	1	21-Jan-2022 15:15
Alkalinity, Carbonate (As CaCO3)	< 5.00		5.00	5.00	mg/L	1	21-Jan-2022 15:15
Alkalinity, Total (As CaCO3)	**233**		**5.00**	**5.00**	**mg/L**	1	21-Jan-2022 15:15
ANIONS BY SW9056A		**Method:SW9056**					Analyst: YP
Chloride	**3.07**		**0.200**	**0.500**	**mg/L**	1	12-Jan-2022 17:12
Fluoride	**0.288**		**0.0500**	**0.100**	**mg/L**	1	12-Jan-2022 17:12
Nitrogen, Nitrate (As N)	**0.268**		**0.0300**	**0.100**	**mg/L**	1	12-Jan-2022 17:12
Nitrogen, Nitrite (As N)	**0.222**		**0.0300**	**0.100**	**mg/L**	1	12-Jan-2022 17:12
Sulfate	**21.8**		**0.200**	**0.500**	**mg/L**	1	12-Jan-2022 17:12
Nitrate/Nitrite (as N)	**0.489**		**0.0300**	**0.100**	**mg/L**	1	12-Jan-2022 17:12

Note: See Qualifiers Page for a list of qualifiers and their explanation.

Client:	Golder Associates Inc.	**ANALYTICAL REPORT**
Project:	Houston TX-Wood Preserving Works	WorkOrder:HS22010436
Sample ID:	WG-1620-MW79A-20220111	Lab ID:HS22010436-10
Collection Date:	11-Jan-2022 14:05	Matrix:Groundwater

ANALYSES	RESULT	QUAL	SDL	MQL	UNITS	DILUTION FACTOR	DATE ANALYZED
LOW LEVEL VOLATILES BY SW8260C		**Method:SW8260**					Analyst: AKP
1,2-Dichloroethane	< 0.0010		0.0010	0.0050	mg/L	5	19-Jan-2022 10:30
Benzene	**0.10**		**0.0010**	**0.0050**	**mg/L**	5	19-Jan-2022 10:30
Chlorobenzene	< 0.0015		0.0015	0.0050	mg/L	5	19-Jan-2022 10:30
Ethylbenzene	**0.039**		**0.0015**	**0.0050**	**mg/L**	5	19-Jan-2022 10:30
Methylene chloride	< 0.0050		0.0050	0.010	mg/L	5	19-Jan-2022 10:30
Toluene	**0.14**		**0.0010**	**0.0050**	**mg/L**	5	19-Jan-2022 10:30
Xylenes, Total	**0.10**		**0.0015**	**0.0050**	**mg/L**	5	19-Jan-2022 10:30
Surr: 1,2-Dichloroethane-d4	*81.8*			*70-126*	*%REC*	*5*	*19-Jan-2022 10:30*
Surr: 4-Bromofluorobenzene	*85.2*			*81-113*	*%REC*	*5*	*19-Jan-2022 10:30*
Surr: Dibromofluoromethane	*92.6*			*77-123*	*%REC*	*5*	*19-Jan-2022 10:30*
Surr: Toluene-d8	*97.1*			*82-127*	*%REC*	*5*	*19-Jan-2022 10:30*

Note: See Qualifiers Page for a list of qualifiers and their explanation.

Client:	Golder Associates Inc.	**ANALYTICAL REPORT**
Project:	Houston TX-Wood Preserving Works	WorkOrder:HS22010436
Sample ID:	WG-1620-MW79A-20220111	Lab ID:HS22010436-10
Collection Date:	11-Jan-2022 14:05	Matrix:Groundwater

ANALYSES	RESULT	QUAL	SDL	MQL	UNITS	DILUTION FACTOR	DATE ANALYZED
LOW-LEVEL SEMIVOLATILES BY 8270D		**Method:SW8270**			Prep:SW3510 / 14-Jan-2022		Analyst: GEY
1,2-Diphenylhydrazine	< 0.00021		0.00021	0.0020	mg/L	10	31-Jan-2022 19:35
2,4-Dimethylphenol	**1.9**		**0.040**	**0.20**	**mg/L**	1000	01-Feb-2022 14:55
2,4-Dinitrotoluene	< 0.00058		0.00058	0.0020	mg/L	10	31-Jan-2022 19:35
2,6-Dinitrotoluene	< 0.00042		0.00042	0.0020	mg/L	10	31-Jan-2022 19:35
2-Chloronaphthalene	< 0.00021		0.00021	0.0020	mg/L	10	31-Jan-2022 19:35
2-Methylnaphthalene	**0.10**		**0.0019**	**0.010**	**mg/L**	100	01-Feb-2022 14:36
4,6-Dinitro-2-methylphenol	< 0.00020		0.00020	0.0020	mg/L	10	31-Jan-2022 19:35
4-Nitrophenol	< 0.00047		0.00047	0.010	mg/L	10	31-Jan-2022 19:35
Acenaphthene	**0.043**		**0.00027**	**0.0010**	**mg/L**	10	31-Jan-2022 19:35
Acenaphthylene	< 0.00015		0.00015	0.0010	mg/L	10	31-Jan-2022 19:35
Anthracene	**0.0027**		**0.00014**	**0.0010**	**mg/L**	10	31-Jan-2022 19:35
Benz(a)anthracene	< 0.00050		0.00050	0.0010	mg/L	10	31-Jan-2022 19:35
Benzo(a)pyrene	< 0.00020		0.00020	0.0010	mg/L	10	31-Jan-2022 19:35
Bis(2-chloroethoxy)methane	< 0.00030		0.00030	0.0020	mg/L	10	31-Jan-2022 19:35
Bis(2-ethylhexyl)phthalate	< 0.00037		0.00037	0.0020	mg/L	10	31-Jan-2022 19:35
Chrysene	< 0.00021		0.00021	0.0010	mg/L	10	31-Jan-2022 19:35
Dibenzofuran	**0.031**		**0.00020**	**0.0010**	**mg/L**	10	31-Jan-2022 19:35
Di-n-butyl phthalate	< 0.00020		0.00020	0.0020	mg/L	10	31-Jan-2022 19:35
Fluoranthene	**0.0014**		**0.00010**	**0.0010**	**mg/L**	10	31-Jan-2022 19:35
Fluorene	**0.018**		**0.00030**	**0.0010**	**mg/L**	10	31-Jan-2022 19:35
Naphthalene	**1.8**		**0.020**	**0.10**	**mg/L**	1000	01-Feb-2022 14:55
Nitrobenzene	< 0.00024		0.00024	0.0020	mg/L	10	31-Jan-2022 19:35
N-Nitrosodiphenylamine	< 0.00025		0.00025	0.0020	mg/L	10	31-Jan-2022 19:35
Pentachlorophenol	< 0.00079		0.00079	0.0020	mg/L	10	31-Jan-2022 19:35
Phenanthrene	**0.015**		**0.00021**	**0.0010**	**mg/L**	10	31-Jan-2022 19:35
Phenol	< 0.00035		0.00035	0.0020	mg/L	10	31-Jan-2022 19:35
Pyrene	**0.00077**	J	**0.00019**	**0.0010**	**mg/L**	10	31-Jan-2022 19:35
Surr: 2,4,6-Tribromophenol	*0*	*JS*		*34-129*	*%REC*	*100*	*01-Feb-2022 14:36*
Surr: 2,4,6-Tribromophenol	*0*	*JS*		*34-129*	*%REC*	*1000*	*01-Feb-2022 14:55*
Surr: 2,4,6-Tribromophenol	*81.4*			*34-129*	*%REC*	*10*	*31-Jan-2022 19:35*
Surr: 2-Fluorobiphenyl	*70.6*			*40-125*	*%REC*	*10*	*31-Jan-2022 19:35*
Surr: 2-Fluorobiphenyl	*0*	*JS*		*40-125*	*%REC*	*100*	*01-Feb-2022 14:36*
Surr: 2-Fluorobiphenyl	*0*	*JS*		*40-125*	*%REC*	*1000*	*01-Feb-2022 14:55*
Surr: 2-Fluorophenol	*0*	*JS*		*20-120*	*%REC*	*100*	*01-Feb-2022 14:36*
Surr: 2-Fluorophenol	*0*	*JS*		*20-120*	*%REC*	*1000*	*01-Feb-2022 14:55*
Surr: 2-Fluorophenol	*64.6*			*20-120*	*%REC*	*10*	*31-Jan-2022 19:35*
Surr: 4-Terphenyl-d14	*82.6*			*40-135*	*%REC*	*10*	*31-Jan-2022 19:35*
Surr: 4-Terphenyl-d14	*0*	*JS*		*40-135*	*%REC*	*100*	*01-Feb-2022 14:36*
Surr: 4-Terphenyl-d14	*0*	*JS*		*40-135*	*%REC*	*1000*	*01-Feb-2022 14:55*

Note: See Qualifiers Page for a list of qualifiers and their explanation.

Client:	Golder Associates Inc.	**ANALYTICAL REPORT**
Project:	Houston TX-Wood Preserving Works	WorkOrder:HS22010436
Sample ID:	WG-1620-MW79A-20220111	Lab ID:HS22010436-10
Collection Date:	11-Jan-2022 14:05	Matrix:Groundwater

ANALYSES	RESULT	QUAL	SDL	MQL	UNITS	DILUTION FACTOR	DATE ANALYZED
LOW-LEVEL SEMIVOLATILES BY 8270D		**Method:SW8270**			Prep:SW3510 / 14-Jan-2022		Analyst: GEY
Surr: Nitrobenzene-d5	*0*	*JS*		*41-120*	*%REC*	*100*	*01-Feb-2022 14:36*
Surr: Nitrobenzene-d5	*76.5*			*41-120*	*%REC*	*10*	*31-Jan-2022 19:35*
Surr: Nitrobenzene-d5	*0*	*JS*		*41-120*	*%REC*	*1000*	*01-Feb-2022 14:55*
Surr: Phenol-d6	*0*	*JS*		*20-120*	*%REC*	*1000*	*01-Feb-2022 14:55*
Surr: Phenol-d6	*63.8*			*20-120*	*%REC*	*10*	*31-Jan-2022 19:35*
Surr: Phenol-d6	*0*	*JS*		*20-120*	*%REC*	*100*	*01-Feb-2022 14:36*
ICP-MS METALS BY SW6020A		**Method:SW6020A**			Prep:SW3010A / 24-Jan-2022		Analyst: JHD
Arsenic	**0.00832**		**0.000400**	**0.00200**	**mg/L**	1	26-Jan-2022 15:13
Calcium	**60.7**		**0.0340**	**0.500**	**mg/L**	1	26-Jan-2022 15:13
Iron	**5.06**		**0.0120**	**0.200**	**mg/L**	1	26-Jan-2022 15:13
Magnesium	**15.8**		**0.0100**	**0.200**	**mg/L**	1	26-Jan-2022 15:13
Manganese	**0.825**		**0.000700**	**0.00500**	**mg/L**	1	26-Jan-2022 15:13
Potassium	**4.34**		**0.0180**	**0.200**	**mg/L**	1	26-Jan-2022 15:13
Sodium	**32.1**		**0.0140**	**0.200**	**mg/L**	1	26-Jan-2022 15:13
ALKALINITY BY SM 2320B-2011		**Method:SM2320B**					Analyst: TH
Alkalinity, Bicarbonate (As CaCO3)	**265**		**5.00**	**5.00**	**mg/L**	1	21-Jan-2022 15:21
Alkalinity, Carbonate (As CaCO3)	< 5.00		5.00	5.00	mg/L	1	21-Jan-2022 15:21
Alkalinity, Total (As CaCO3)	**265**		**5.00**	**5.00**	**mg/L**	1	21-Jan-2022 15:21
ANIONS BY SW9056A		**Method:SW9056**					Analyst: YP
Chloride	**20.6**		**0.200**	**0.500**	**mg/L**	1	12-Jan-2022 17:19
Fluoride	< 0.0500		0.0500	0.100	mg/L	1	12-Jan-2022 17:19
Nitrogen, Nitrate (As N)	**0.0512**	J	**0.0300**	**0.100**	**mg/L**	1	12-Jan-2022 17:19
Nitrogen, Nitrite (As N)	**0.185**		**0.0300**	**0.100**	**mg/L**	1	12-Jan-2022 17:19
Sulfate	**0.734**		**0.200**	**0.500**	**mg/L**	1	12-Jan-2022 17:19
Nitrate/Nitrite (as N)	**0.236**		**0.0300**	**0.100**	**mg/L**	1	12-Jan-2022 17:19

Note: See Qualifiers Page for a list of qualifiers and their explanation.

Client:	Golder Associates Inc.	**ANALYTICAL REPORT**
Project:	Houston TX-Wood Preserving Works	WorkOrder:HS22010436
Sample ID:	WG-1620-MW60AR-20220111	Lab ID:HS22010436-11
Collection Date:	11-Jan-2022 15:00	Matrix:Groundwater

ANALYSES	RESULT	QUAL	SDL	MQL	UNITS	DILUTION FACTOR	DATE ANALYZED
LOW LEVEL VOLATILES BY SW8260C		**Method:SW8260**					Analyst: AKP
1,2-Dichloroethane	< 0.00020		0.00020	0.0010	mg/L	1	18-Jan-2022 16:41
Benzene	< 0.00020		0.00020	0.0010	mg/L	1	18-Jan-2022 16:41
Chlorobenzene	< 0.00030		0.00030	0.0010	mg/L	1	18-Jan-2022 16:41
Ethylbenzene	< 0.00030		0.00030	0.0010	mg/L	1	18-Jan-2022 16:41
Methylene chloride	< 0.0010		0.0010	0.0020	mg/L	1	18-Jan-2022 16:41
Toluene	< 0.00020		0.00020	0.0010	mg/L	1	18-Jan-2022 16:41
Xylenes, Total	< 0.00030		0.00030	0.0010	mg/L	1	18-Jan-2022 16:41
Surr: 1,2-Dichloroethane-d4	*81.6*			*70-126*	*%REC*	*1*	*18-Jan-2022 16:41*
Surr: 4-Bromofluorobenzene	*81.3*			*81-113*	*%REC*	*1*	*18-Jan-2022 16:41*
Surr: Dibromofluoromethane	*93.9*			*77-123*	*%REC*	*1*	*18-Jan-2022 16:41*
Surr: Toluene-d8	*99.3*			*82-127*	*%REC*	*1*	*18-Jan-2022 16:41*

Note: See Qualifiers Page for a list of qualifiers and their explanation.

Client:	Golder Associates Inc.	**ANALYTICAL REPORT**
Project:	Houston TX-Wood Preserving Works	WorkOrder:HS22010436
Sample ID:	WG-1620-MW60AR-20220111	Lab ID:HS22010436-11
Collection Date:	11-Jan-2022 15:00	Matrix:Groundwater

ANALYSES	RESULT	QUAL	SDL	MQL	UNITS	DILUTION FACTOR	DATE ANALYZED
LOW-LEVEL SEMIVOLATILES BY 8270D		**Method:SW8270**			Prep:SW3510 / 14-Jan-2022		Analyst: GEY
1,2-Diphenylhydrazine	< 0.000021		0.000021	0.00020	mg/L	1	31-Jan-2022 15:49
2,4-Dimethylphenol	**0.00011**	J	**0.000040**	**0.00020**	**mg/L**	1	31-Jan-2022 15:49
2,4-Dinitrotoluene	< 0.000058		0.000058	0.00020	mg/L	1	31-Jan-2022 15:49
2,6-Dinitrotoluene	< 0.000042		0.000042	0.00020	mg/L	1	31-Jan-2022 15:49
2-Chloronaphthalene	< 0.000021		0.000021	0.00020	mg/L	1	31-Jan-2022 15:49
2-Methylnaphthalene	< 0.000019		0.000019	0.00010	mg/L	1	31-Jan-2022 15:49
4,6-Dinitro-2-methylphenol	< 0.000020		0.000020	0.00020	mg/L	1	31-Jan-2022 15:49
4-Nitrophenol	< 0.000047		0.000047	0.0010	mg/L	1	31-Jan-2022 15:49
Acenaphthene	**0.000037**	J	**0.000027**	**0.00010**	**mg/L**	1	31-Jan-2022 15:49
Acenaphthylene	< 0.000015		0.000015	0.00010	mg/L	1	31-Jan-2022 15:49
Anthracene	< 0.000014		0.000014	0.00010	mg/L	1	31-Jan-2022 15:49
Benz(a)anthracene	< 0.000050		0.000050	0.00010	mg/L	1	31-Jan-2022 15:49
Benzo(a)pyrene	< 0.000020		0.000020	0.00010	mg/L	1	31-Jan-2022 15:49
Bis(2-chloroethoxy)methane	< 0.000030		0.000030	0.00020	mg/L	1	31-Jan-2022 15:49
Bis(2-ethylhexyl)phthalate	**0.00015**	J	**0.000037**	**0.00020**	**mg/L**	1	31-Jan-2022 15:49
Chrysene	< 0.000021		0.000021	0.00010	mg/L	1	31-Jan-2022 15:49
Dibenzofuran	< 0.000020		0.000020	0.00010	mg/L	1	31-Jan-2022 15:49
Di-n-butyl phthalate	< 0.000020		0.000020	0.00020	mg/L	1	31-Jan-2022 15:49
Fluoranthene	< 0.000010		0.000010	0.00010	mg/L	1	31-Jan-2022 15:49
Fluorene	**0.000032**	J	**0.000030**	**0.00010**	**mg/L**	1	31-Jan-2022 15:49
Naphthalene	**0.00014**		**0.000020**	**0.00010**	**mg/L**	1	31-Jan-2022 15:49
Nitrobenzene	< 0.000024		0.000024	0.00020	mg/L	1	31-Jan-2022 15:49
N-Nitrosodiphenylamine	< 0.000025		0.000025	0.00020	mg/L	1	31-Jan-2022 15:49
Pentachlorophenol	< 0.000079		0.000079	0.00020	mg/L	1	31-Jan-2022 15:49
Phenanthrene	< 0.000021		0.000021	0.00010	mg/L	1	31-Jan-2022 15:49
Phenol	< 0.000035		0.000035	0.00020	mg/L	1	31-Jan-2022 15:49
Pyrene	< 0.000019		0.000019	0.00010	mg/L	1	31-Jan-2022 15:49
Surr: 2,4,6-Tribromophenol	*72.5*			*34-129*	*%REC*	*1*	*31-Jan-2022 15:49*
Surr: 2-Fluorobiphenyl	*67.1*			*40-125*	*%REC*	*1*	*31-Jan-2022 15:49*
Surr: 2-Fluorophenol	*55.2*			*20-120*	*%REC*	*1*	*31-Jan-2022 15:49*
Surr: 4-Terphenyl-d14	*84.9*			*40-135*	*%REC*	*1*	*31-Jan-2022 15:49*
Surr: Nitrobenzene-d5	*55.3*			*41-120*	*%REC*	*1*	*31-Jan-2022 15:49*
Surr: Phenol-d6	*55.7*			*20-120*	*%REC*	*1*	*31-Jan-2022 15:49*

Note: See Qualifiers Page for a list of qualifiers and their explanation.

Client:	Golder Associates Inc.	**ANALYTICAL REPORT**
Project:	Houston TX-Wood Preserving Works	WorkOrder:HS22010436
Sample ID:	WG-1620-MW60AR-20220111	Lab ID:HS22010436-11
Collection Date:	11-Jan-2022 15:00	Matrix:Groundwater

ANALYSES	RESULT	QUAL	SDL	MQL	UNITS	DILUTION FACTOR	DATE ANALYZED
ICP-MS METALS BY SW6020A		**Method:SW6020A**			Prep:SW3010A / 24-Jan-2022		Analyst: JHD
Arsenic	**0.00100**	J	**0.000400**	**0.00200**	**mg/L**	1	25-Jan-2022 22:36
Calcium	**87.1**		**0.0340**	**0.500**	**mg/L**	1	25-Jan-2022 22:36
Iron	**0.0305**	J	**0.0120**	**0.200**	**mg/L**	1	25-Jan-2022 22:36
Magnesium	**35.6**		**0.0100**	**0.200**	**mg/L**	1	25-Jan-2022 22:36
Manganese	**0.670**		**0.000700**	**0.00500**	**mg/L**	1	25-Jan-2022 22:36
Potassium	**0.873**		**0.0180**	**0.200**	**mg/L**	1	25-Jan-2022 22:36
Sodium	**141**		**0.140**	**2.00**	**mg/L**	10	26-Jan-2022 15:15
ALKALINITY BY SM 2320B-2011		**Method:SM2320B**					Analyst: TH
Alkalinity, Bicarbonate (As CaCO3)	**548**		**5.00**	**5.00**	**mg/L**	1	21-Jan-2022 15:29
Alkalinity, Carbonate (As CaCO3)	< 5.00		5.00	5.00	mg/L	1	21-Jan-2022 15:29
Alkalinity, Total (As CaCO3)	**548**		**5.00**	**5.00**	**mg/L**	1	21-Jan-2022 15:29
ANIONS BY SW9056A		**Method:SW9056**					Analyst: YP
Chloride	**31.7**		**0.200**	**0.500**	**mg/L**	1	12-Jan-2022 17:27
Fluoride	**0.954**		**0.0500**	**0.100**	**mg/L**	1	12-Jan-2022 17:27
Nitrogen, Nitrate (As N)	**0.0732**	J	**0.0300**	**0.100**	**mg/L**	1	12-Jan-2022 17:27
Nitrogen, Nitrite (As N)	< 0.0300		0.0300	0.100	mg/L	1	12-Jan-2022 17:27
Sulfate	**101**		**1.00**	**2.50**	**mg/L**	5	13-Jan-2022 18:23
Nitrate/Nitrite (as N)	**0.0732**	J	**0.0300**	**0.100**	**mg/L**	1	12-Jan-2022 17:27

Note: See Qualifiers Page for a list of qualifiers and their explanation.

Client:	Golder Associates Inc.	**ANALYTICAL REPORT**
Project:	Houston TX-Wood Preserving Works	WorkOrder:HS22010436
Sample ID:	WG-1620-MW47A-20220111	Lab ID:HS22010436-12
Collection Date:	11-Jan-2022 15:55	Matrix:Groundwater

ANALYSES	RESULT	QUAL	SDL	MQL	UNITS	DILUTION FACTOR	DATE ANALYZED
LOW LEVEL VOLATILES BY SW8260C		**Method:SW8260**					Analyst: AKP
1,2-Dichloroethane	< 0.00020		0.00020	0.0010	mg/L	1	18-Jan-2022 17:02
Benzene	< 0.00020		0.00020	0.0010	mg/L	1	18-Jan-2022 17:02
Chlorobenzene	< 0.00030		0.00030	0.0010	mg/L	1	18-Jan-2022 17:02
Ethylbenzene	< 0.00030		0.00030	0.0010	mg/L	1	18-Jan-2022 17:02
Methylene chloride	< 0.0010		0.0010	0.0020	mg/L	1	18-Jan-2022 17:02
Toluene	< 0.00020		0.00020	0.0010	mg/L	1	18-Jan-2022 17:02
Xylenes, Total	< 0.00030		0.00030	0.0010	mg/L	1	18-Jan-2022 17:02
Surr: 1,2-Dichloroethane-d4	*82.3*			*70-126*	*%REC*	*1*	*18-Jan-2022 17:02*
Surr: 4-Bromofluorobenzene	*81.6*			*81-113*	*%REC*	*1*	*18-Jan-2022 17:02*
Surr: Dibromofluoromethane	*94.1*			*77-123*	*%REC*	*1*	*18-Jan-2022 17:02*
Surr: Toluene-d8	*98.1*			*82-127*	*%REC*	*1*	*18-Jan-2022 17:02*

Note: See Qualifiers Page for a list of qualifiers and their explanation.

Client:	Golder Associates Inc.	**ANALYTICAL REPORT**
Project:	Houston TX-Wood Preserving Works	WorkOrder:HS22010436
Sample ID:	WG-1620-MW47A-20220111	Lab ID:HS22010436-12
Collection Date:	11-Jan-2022 15:55	Matrix:Groundwater

ANALYSES	RESULT	QUAL	SDL	MQL	UNITS	DILUTION FACTOR	DATE ANALYZED
LOW-LEVEL SEMIVOLATILES BY 8270D		**Method:SW8270**			Prep:SW3510 / 14-Jan-2022		Analyst: GEY
1,2-Diphenylhydrazine	< 0.000021		0.000021	0.00020	mg/L	1	01-Feb-2022 14:17
2,4-Dimethylphenol	< 0.000040		0.000040	0.00020	mg/L	1	01-Feb-2022 14:17
2,4-Dinitrotoluene	< 0.000058		0.000058	0.00020	mg/L	1	01-Feb-2022 14:17
2,6-Dinitrotoluene	< 0.000042		0.000042	0.00020	mg/L	1	01-Feb-2022 14:17
2-Chloronaphthalene	< 0.000021		0.000021	0.00020	mg/L	1	01-Feb-2022 14:17
2-Methylnaphthalene	< 0.000019		0.000019	0.00010	mg/L	1	01-Feb-2022 14:17
4,6-Dinitro-2-methylphenol	< 0.000020		0.000020	0.00020	mg/L	1	01-Feb-2022 14:17
4-Nitrophenol	< 0.000047		0.000047	0.0010	mg/L	1	01-Feb-2022 14:17
Acenaphthene	< 0.000027		0.000027	0.00010	mg/L	1	01-Feb-2022 14:17
Acenaphthylene	< 0.000015		0.000015	0.00010	mg/L	1	01-Feb-2022 14:17
Anthracene	< 0.000014		0.000014	0.00010	mg/L	1	01-Feb-2022 14:17
Benz(a)anthracene	< 0.000050		0.000050	0.00010	mg/L	1	01-Feb-2022 14:17
Benzo(a)pyrene	< 0.000020		0.000020	0.00010	mg/L	1	01-Feb-2022 14:17
Bis(2-chloroethoxy)methane	< 0.000030		0.000030	0.00020	mg/L	1	01-Feb-2022 14:17
Bis(2-ethylhexyl)phthalate	**0.000088**	J	**0.000037**	**0.00020**	**mg/L**	1	01-Feb-2022 14:17
Chrysene	< 0.000021		0.000021	0.00010	mg/L	1	01-Feb-2022 14:17
Dibenzofuran	< 0.000020		0.000020	0.00010	mg/L	1	01-Feb-2022 14:17
Di-n-butyl phthalate	< 0.000020		0.000020	0.00020	mg/L	1	01-Feb-2022 14:17
Fluoranthene	< 0.000010		0.000010	0.00010	mg/L	1	01-Feb-2022 14:17
Fluorene	< 0.000030		0.000030	0.00010	mg/L	1	01-Feb-2022 14:17
Naphthalene	**0.000058**	J	**0.000020**	**0.00010**	**mg/L**	1	01-Feb-2022 14:17
Nitrobenzene	< 0.000024		0.000024	0.00020	mg/L	1	01-Feb-2022 14:17
N-Nitrosodiphenylamine	< 0.000025		0.000025	0.00020	mg/L	1	01-Feb-2022 14:17
Pentachlorophenol	< 0.000079		0.000079	0.00020	mg/L	1	01-Feb-2022 14:17
Phenanthrene	< 0.000021		0.000021	0.00010	mg/L	1	01-Feb-2022 14:17
Phenol	< 0.000035		0.000035	0.00020	mg/L	1	01-Feb-2022 14:17
Pyrene	< 0.000019		0.000019	0.00010	mg/L	1	01-Feb-2022 14:17
Surr: 2,4,6-Tribromophenol	*82.0*			*34-129*	*%REC*	*1*	*01-Feb-2022 14:17*
Surr: 2-Fluorobiphenyl	*71.7*			*40-125*	*%REC*	*1*	*01-Feb-2022 14:17*
Surr: 2-Fluorophenol	*64.5*			*20-120*	*%REC*	*1*	*01-Feb-2022 14:17*
Surr: 4-Terphenyl-d14	*89.3*			*40-135*	*%REC*	*1*	*01-Feb-2022 14:17*
Surr: Nitrobenzene-d5	*63.8*			*41-120*	*%REC*	*1*	*01-Feb-2022 14:17*
Surr: Phenol-d6	*70.0*			*20-120*	*%REC*	*1*	*01-Feb-2022 14:17*

Note: See Qualifiers Page for a list of qualifiers and their explanation.

Client:	Golder Associates Inc.	**ANALYTICAL REPORT**
Project:	Houston TX-Wood Preserving Works	WorkOrder:HS22010436
Sample ID:	WG-1620-MW47A-20220111	Lab ID:HS22010436-12
Collection Date:	11-Jan-2022 15:55	Matrix:Groundwater

ANALYSES	RESULT	QUAL	SDL	MQL	UNITS	DILUTION FACTOR	DATE ANALYZED
ICP-MS METALS BY SW6020A		**Method:SW6020A**			Prep:SW3010A / 24-Jan-2022		Analyst: JHD
Arsenic	**0.00256**		**0.000400**	**0.00200**	**mg/L**	1	25-Jan-2022 22:41
Calcium	**106**		**0.0340**	**0.500**	**mg/L**	1	25-Jan-2022 22:41
Iron	**0.0700**	J	**0.0120**	**0.200**	**mg/L**	1	25-Jan-2022 22:41
Magnesium	**27.5**		**0.0100**	**0.200**	**mg/L**	1	25-Jan-2022 22:41
Manganese	**0.310**		**0.000700**	**0.00500**	**mg/L**	1	25-Jan-2022 22:41
Potassium	**0.423**		**0.0180**	**0.200**	**mg/L**	1	25-Jan-2022 22:41
Sodium	**83.8**		**0.0140**	**0.200**	**mg/L**	1	25-Jan-2022 22:41
ALKALINITY BY SM 2320B-2011		**Method:SM2320B**					Analyst: TH
Alkalinity, Bicarbonate (As CaCO3)	**469**		**5.00**	**5.00**	**mg/L**	1	21-Jan-2022 15:36
Alkalinity, Carbonate (As CaCO3)	< 5.00		5.00	5.00	mg/L	1	21-Jan-2022 15:36
Alkalinity, Total (As CaCO3)	**469**		**5.00**	**5.00**	**mg/L**	1	21-Jan-2022 15:36
ANIONS BY SW9056A		**Method:SW9056**					Analyst: YP
Chloride	**23.4**		**0.200**	**0.500**	**mg/L**	1	12-Jan-2022 17:35
Fluoride	**0.947**		**0.0500**	**0.100**	**mg/L**	1	12-Jan-2022 17:35
Nitrogen, Nitrate (As N)	**0.118**		**0.0300**	**0.100**	**mg/L**	1	12-Jan-2022 17:35
Nitrogen, Nitrite (As N)	**0.188**		**0.0300**	**0.100**	**mg/L**	1	12-Jan-2022 17:35
Sulfate	**75.0**		**0.200**	**0.500**	**mg/L**	1	12-Jan-2022 17:35
Nitrate/Nitrite (as N)	**0.306**		**0.0300**	**0.100**	**mg/L**	1	12-Jan-2022 17:35

Note: See Qualifiers Page for a list of qualifiers and their explanation.

Client:	Golder Associates Inc.	**ANALYTICAL REPORT**
Project:	Houston TX-Wood Preserving Works	WorkOrder:HS22010436
Sample ID:	WG-1620-MW20A-20220111	Lab ID:HS22010436-13
Collection Date:	11-Jan-2022 16:55	Matrix:Groundwater

ANALYSES	RESULT	QUAL	SDL	MQL	UNITS	DILUTION FACTOR	DATE ANALYZED
LOW LEVEL VOLATILES BY SW8260C		**Method:SW8260**					Analyst: AKP
1,2-Dichloroethane	< 0.0010		0.0010	0.0050	mg/L	5	19-Jan-2022 11:16
Benzene	**0.0077**		**0.0010**	**0.0050**	**mg/L**	5	19-Jan-2022 11:16
Chlorobenzene	< 0.0015		0.0015	0.0050	mg/L	5	19-Jan-2022 11:16
Ethylbenzene	**0.013**		**0.0015**	**0.0050**	**mg/L**	5	19-Jan-2022 11:16
Methylene chloride	< 0.0050		0.0050	0.010	mg/L	5	19-Jan-2022 11:16
Toluene	< 0.0010		0.0010	0.0050	mg/L	5	19-Jan-2022 11:16
Xylenes, Total	**0.020**		**0.0015**	**0.0050**	**mg/L**	5	19-Jan-2022 11:16
Surr: 1,2-Dichloroethane-d4	*83.5*			*70-126*	*%REC*	*5*	*19-Jan-2022 11:16*
Surr: 4-Bromofluorobenzene	*83.1*			*81-113*	*%REC*	*5*	*19-Jan-2022 11:16*
Surr: Dibromofluoromethane	*93.2*			*77-123*	*%REC*	*5*	*19-Jan-2022 11:16*
Surr: Toluene-d8	*96.1*			*82-127*	*%REC*	*5*	*19-Jan-2022 11:16*

Note: See Qualifiers Page for a list of qualifiers and their explanation.

Client:	Golder Associates Inc.	**ANALYTICAL REPORT**
Project:	Houston TX-Wood Preserving Works	WorkOrder:HS22010436
Sample ID:	WG-1620-MW20A-20220111	Lab ID:HS22010436-13
Collection Date:	11-Jan-2022 16:55	Matrix:Groundwater

ANALYSES	RESULT	QUAL	SDL	MQL	UNITS	DILUTION FACTOR	DATE ANALYZED
LOW-LEVEL SEMIVOLATILES BY 8270D		**Method:SW8270**			Prep:SW3510 / 14-Jan-2022		Analyst: GEY
1,2-Diphenylhydrazine	< 0.000021		0.000021	0.00020	mg/L	1	31-Jan-2022 16:27
2,4-Dimethylphenol	< 0.000040		0.000040	0.00020	mg/L	1	31-Jan-2022 16:27
2,4-Dinitrotoluene	< 0.000058		0.000058	0.00020	mg/L	1	31-Jan-2022 16:27
2,6-Dinitrotoluene	< 0.000042		0.000042	0.00020	mg/L	1	31-Jan-2022 16:27
2-Chloronaphthalene	< 0.000021		0.000021	0.00020	mg/L	1	31-Jan-2022 16:27
2-Methylnaphthalene	**0.094**		**0.00019**	**0.0010**	**mg/L**	10	01-Feb-2022 15:13
4,6-Dinitro-2-methylphenol	< 0.000020		0.000020	0.00020	mg/L	1	31-Jan-2022 16:27
4-Nitrophenol	< 0.000047		0.000047	0.0010	mg/L	1	31-Jan-2022 16:27
Acenaphthene	**0.086**		**0.00027**	**0.0010**	**mg/L**	10	01-Feb-2022 15:13
Acenaphthylene	**0.00092**		**0.000015**	**0.00010**	**mg/L**	1	31-Jan-2022 16:27
Anthracene	**0.0041**		**0.000014**	**0.00010**	**mg/L**	1	31-Jan-2022 16:27
Benz(a)anthracene	< 0.000050		0.000050	0.00010	mg/L	1	31-Jan-2022 16:27
Benzo(a)pyrene	< 0.000020		0.000020	0.00010	mg/L	1	31-Jan-2022 16:27
Bis(2-chloroethoxy)methane	< 0.000030		0.000030	0.00020	mg/L	1	31-Jan-2022 16:27
Bis(2-ethylhexyl)phthalate	**0.00015**	J	**0.000037**	**0.00020**	**mg/L**	1	31-Jan-2022 16:27
Chrysene	< 0.000021		0.000021	0.00010	mg/L	1	31-Jan-2022 16:27
Dibenzofuran	**0.055**		**0.00020**	**0.0010**	**mg/L**	10	01-Feb-2022 15:13
Di-n-butyl phthalate	< 0.000020		0.000020	0.00020	mg/L	1	31-Jan-2022 16:27
Fluoranthene	**0.00077**		**0.000010**	**0.00010**	**mg/L**	1	31-Jan-2022 16:27
Fluorene	**0.047**		**0.00030**	**0.0010**	**mg/L**	10	01-Feb-2022 15:13
Naphthalene	**1.8**		**0.020**	**0.10**	**mg/L**	1000	02-Feb-2022 12:54
Nitrobenzene	< 0.000024		0.000024	0.00020	mg/L	1	31-Jan-2022 16:27
N-Nitrosodiphenylamine	< 0.000025		0.000025	0.00020	mg/L	1	31-Jan-2022 16:27
Pentachlorophenol	< 0.000079		0.000079	0.00020	mg/L	1	31-Jan-2022 16:27
Phenanthrene	**0.022**		**0.00021**	**0.0010**	**mg/L**	10	01-Feb-2022 15:13
Phenol	< 0.000035		0.000035	0.00020	mg/L	1	31-Jan-2022 16:27
Pyrene	**0.00028**		**0.000019**	**0.00010**	**mg/L**	1	31-Jan-2022 16:27
Surr: 2,4,6-Tribromophenol	*0*	*JS*		*34-129*	*%REC*	*1000*	*02-Feb-2022 12:54*
Surr: 2,4,6-Tribromophenol	*81.6*			*34-129*	*%REC*	*10*	*01-Feb-2022 15:13*
Surr: 2,4,6-Tribromophenol	*102*			*34-129*	*%REC*	*1*	*31-Jan-2022 16:27*
Surr: 2-Fluorobiphenyl	*82.6*			*40-125*	*%REC*	*1*	*31-Jan-2022 16:27*
Surr: 2-Fluorobiphenyl	*68.0*			*40-125*	*%REC*	*10*	*01-Feb-2022 15:13*
Surr: 2-Fluorobiphenyl	*0*	*JS*		*40-125*	*%REC*	*1000*	*02-Feb-2022 12:54*
Surr: 2-Fluorophenol	*0*	*JS*		*20-120*	*%REC*	*1000*	*02-Feb-2022 12:54*
Surr: 2-Fluorophenol	*56.3*			*20-120*	*%REC*	*10*	*01-Feb-2022 15:13*
Surr: 2-Fluorophenol	*72.4*			*20-120*	*%REC*	*1*	*31-Jan-2022 16:27*
Surr: 4-Terphenyl-d14	*81.8*			*40-135*	*%REC*	*10*	*01-Feb-2022 15:13*
Surr: 4-Terphenyl-d14	*0*	*JS*		*40-135*	*%REC*	*1000*	*02-Feb-2022 12:54*
Surr: 4-Terphenyl-d14	*89.3*			*40-135*	*%REC*	*1*	*31-Jan-2022 16:27*

Note: See Qualifiers Page for a list of qualifiers and their explanation.

Client:	Golder Associates Inc.	**ANALYTICAL REPORT**
Project:	Houston TX-Wood Preserving Works	WorkOrder:HS22010436
Sample ID:	WG-1620-MW20A-20220111	Lab ID:HS22010436-13
Collection Date:	11-Jan-2022 16:55	Matrix:Groundwater

ANALYSES	RESULT	QUAL	SDL	MQL	UNITS	DILUTION FACTOR	DATE ANALYZED
LOW-LEVEL SEMIVOLATILES BY 8270D		**Method:SW8270**			Prep:SW3510 / 14-Jan-2022		Analyst: GEY
Surr: Nitrobenzene-d5	*117*			*41-120*	*%REC*	*1*	*31-Jan-2022 16:27*
Surr: Nitrobenzene-d5	*0*	*JS*		*41-120*	*%REC*	*1000*	*02-Feb-2022 12:54*
Surr: Nitrobenzene-d5	*69.5*			*41-120*	*%REC*	*10*	*01-Feb-2022 15:13*
Surr: Phenol-d6	*0*	*JS*		*20-120*	*%REC*	*1000*	*02-Feb-2022 12:54*
Surr: Phenol-d6	*55.7*			*20-120*	*%REC*	*10*	*01-Feb-2022 15:13*
Surr: Phenol-d6	*75.1*			*20-120*	*%REC*	*1*	*31-Jan-2022 16:27*
ICP-MS METALS BY SW6020A		**Method:SW6020A**			Prep:SW3010A / 24-Jan-2022		Analyst: JHD
Arsenic	**0.00595**		**0.000400**	**0.00200**	**mg/L**	1	25-Jan-2022 22:43
Calcium	**83.8**		**0.0340**	**0.500**	**mg/L**	1	25-Jan-2022 22:43
Iron	**3.86**		**0.0120**	**0.200**	**mg/L**	1	25-Jan-2022 22:43
Magnesium	**19.5**		**0.0100**	**0.200**	**mg/L**	1	25-Jan-2022 22:43
Manganese	**0.915**		**0.000700**	**0.00500**	**mg/L**	1	25-Jan-2022 22:43
Potassium	**0.241**		**0.0180**	**0.200**	**mg/L**	1	25-Jan-2022 22:43
Sodium	**86.6**		**0.0140**	**0.200**	**mg/L**	1	25-Jan-2022 22:43
ALKALINITY BY SM 2320B-2011		**Method:SM2320B**					Analyst: TH
Alkalinity, Bicarbonate (As CaCO3)	**468**		**5.00**	**5.00**	**mg/L**	1	21-Jan-2022 15:42
Alkalinity, Carbonate (As CaCO3)	< 5.00		5.00	5.00	mg/L	1	21-Jan-2022 15:42
Alkalinity, Total (As CaCO3)	**468**		**5.00**	**5.00**	**mg/L**	1	21-Jan-2022 15:42
ANIONS BY SW9056A		**Method:SW9056**					Analyst: YP
Chloride	**21.7**		**0.200**	**0.500**	**mg/L**	1	12-Jan-2022 17:42
Fluoride	**0.842**		**0.0500**	**0.100**	**mg/L**	1	12-Jan-2022 17:42
Nitrogen, Nitrate (As N)	**0.0449**	J	**0.0300**	**0.100**	**mg/L**	1	12-Jan-2022 17:42
Nitrogen, Nitrite (As N)	**0.212**		**0.0300**	**0.100**	**mg/L**	1	12-Jan-2022 17:42
Sulfate	**0.552**		**0.200**	**0.500**	**mg/L**	1	12-Jan-2022 17:42
Nitrate/Nitrite (as N)	**0.256**		**0.0300**	**0.100**	**mg/L**	1	12-Jan-2022 17:42

Note: See Qualifiers Page for a list of qualifiers and their explanation.

Weight / Prep Log

Client: Golder Associates Inc.
Project: Houston TX-Wood Preserving Works
WorkOrder: HS22010436

Batch ID: 174410 **Start Date:** 14 Jan 2022 10:07 **End Date:** 14 Jan 2022 14:00
Method: SV AQ SEP FUN EXTRACT-LOWLEV - 3510C **Prep Code:** 3510_B_LOW

Sample ID	Container	Sample Wt/Vol	Final Volume	Prep Factor	
HS22010436-02	1	1000 (mL)	1 (mL)	0.001	1-liter amber glass, Neat
HS22010436-03	1	1000 (mL)	1 (mL)	0.001	1-liter amber glass, Neat
HS22010436-04	1	1000 (mL)	1 (mL)	0.001	1-liter amber glass, Neat
HS22010436-05	1	1000 (mL)	1 (mL)	0.001	1-liter amber glass, Neat
HS22010436-06	1	1000 (mL)	1 (mL)	0.001	1-liter amber glass, Neat
HS22010436-07	1	1000 (mL)	1 (mL)	0.001	1-liter amber glass, Neat
HS22010436-08	1	1000 (mL)	1 (mL)	0.001	1-liter amber glass, Neat
HS22010436-09	1	1000 (mL)	1 (mL)	0.001	1-liter amber glass, Neat
HS22010436-10	1	1000 (mL)	1 (mL)	0.001	1-liter amber glass, Neat
HS22010436-11	1	1000 (mL)	1 (mL)	0.001	1-liter amber glass, Neat
HS22010436-12	1	1000 (mL)	1 (mL)	0.001	1-liter amber glass, Neat
HS22010436-13	1	1000 (mL)	1 (mL)	0.001	1-liter amber glass, Neat

Batch ID: 174677 **Start Date:** 24 Jan 2022 08:30 **End Date:** 24 Jan 2022 12:30
Method: WATER - SW3010A **Prep Code:** 3010A

Sample ID	Container	Sample Wt/Vol	Final Volume	Prep Factor	
HS22010436-02		10 (mL)	10 (mL)	1	120 plastic HNO3
HS22010436-03		10 (mL)	10 (mL)	1	120 plastic HNO3
HS22010436-04		10 (mL)	10 (mL)	1	120 plastic HNO3
HS22010436-05		10 (mL)	10 (mL)	1	120 plastic HNO3
HS22010436-06		10 (mL)	10 (mL)	1	120 plastic HNO3
HS22010436-07		10 (mL)	10 (mL)	1	120 plastic HNO3
HS22010436-08		10 (mL)	10 (mL)	1	120 plastic HNO3
HS22010436-09		10 (mL)	10 (mL)	1	120 plastic HNO3
HS22010436-10		10 (mL)	10 (mL)	1	120 plastic HNO3
HS22010436-11		10 (mL)	10 (mL)	1	120 plastic HNO3
HS22010436-12		10 (mL)	10 (mL)	1	120 plastic HNO3
HS22010436-13		10 (mL)	10 (mL)	1	120 plastic HNO3

Client: Golder Associates Inc.
Project: Houston TX-Wood Preserving Works
WorkOrder: HS22010436

DATES REPORT

Sample ID	Client Samp ID	Collection Date	Leachate Date	Prep Date	Analysis Date	DF
Batch ID: 174410 (0)	**Test Name :** LOW-LEVEL SEMIVOLATILES BY 8270D				**Matrix:** Groundwater	
HS22010436-03	WG-1620-MW60B-20220111	11 Jan 2022 07:50		14 Jan 2022 10:07	29 Jan 2022 22:14	1
HS22010436-04	WG-1620-MW47C-20220111	11 Jan 2022 08:40		14 Jan 2022 10:07	29 Jan 2022 22:32	1
HS22010436-05	WG-1620-MW34CR-20220111	11 Jan 2022 09:30		14 Jan 2022 10:07	31 Jan 2022 13:57	1
HS22010436-06	WG-1620-MW36B-20220111	11 Jan 2022 10:30		14 Jan 2022 10:07	31 Jan 2022 14:16	1
HS22010436-07	WG-1620-FD02-20220111	11 Jan 2022 10:30		14 Jan 2022 10:07	31 Jan 2022 19:16	1
HS22010436-08	WG-1620-MW87C-20220111	11 Jan 2022 11:15		14 Jan 2022 10:07	31 Jan 2022 14:53	1
HS22010436-09	WG-1620-MW51A-20220111	11 Jan 2022 13:10		14 Jan 2022 10:07	31 Jan 2022 15:12	1
HS22010436-10	WG-1620-MW79A-20220111	11 Jan 2022 14:05		14 Jan 2022 10:07	31 Jan 2022 19:35	10
HS22010436-10	WG-1620-MW79A-20220111	11 Jan 2022 14:05		14 Jan 2022 10:07	01 Feb 2022 14:55	1000
HS22010436-10	WG-1620-MW79A-20220111	11 Jan 2022 14:05		14 Jan 2022 10:07	01 Feb 2022 14:36	100
HS22010436-11	WG-1620-MW60AR-20220111	11 Jan 2022 15:00		14 Jan 2022 10:07	31 Jan 2022 15:49	1
HS22010436-12	WG-1620-MW47A-20220111	11 Jan 2022 15:55		14 Jan 2022 10:07	01 Feb 2022 14:17	1
HS22010436-13	WG-1620-MW20A-20220111	11 Jan 2022 16:55		14 Jan 2022 10:07	31 Jan 2022 16:27	1
HS22010436-13	WG-1620-MW20A-20220111	11 Jan 2022 16:55		14 Jan 2022 10:07	02 Feb 2022 12:54	1000
HS22010436-13	WG-1620-MW20A-20220111	11 Jan 2022 16:55		14 Jan 2022 10:07	01 Feb 2022 15:13	10
Batch ID: 174410 (0)	**Test Name :** LOW-LEVEL SEMIVOLATILES BY 8270D				**Matrix:** Water	
HS22010436-02	WG-1620-FB04-20220110	10 Jan 2022 17:30		14 Jan 2022 10:07	29 Jan 2022 21:55	1
Batch ID: 174677 (0)	**Test Name :** ICP-MS METALS BY SW6020A				**Matrix:** Groundwater	
HS22010436-03	WG-1620-MW60B-20220111	11 Jan 2022 07:50		24 Jan 2022 12:30	25 Jan 2022 22:20	1
HS22010436-04	WG-1620-MW47C-20220111	11 Jan 2022 08:40		24 Jan 2022 12:30	25 Jan 2022 22:22	1
HS22010436-05	WG-1620-MW34CR-20220111	11 Jan 2022 09:30		24 Jan 2022 12:30	25 Jan 2022 22:24	1
HS22010436-06	WG-1620-MW36B-20220111	11 Jan 2022 10:30		24 Jan 2022 12:30	25 Jan 2022 22:26	1
HS22010436-07	WG-1620-FD02-20220111	11 Jan 2022 10:30		24 Jan 2022 12:30	25 Jan 2022 22:28	1
HS22010436-08	WG-1620-MW87C-20220111	11 Jan 2022 11:15		24 Jan 2022 12:30	25 Jan 2022 22:30	1
HS22010436-09	WG-1620-MW51A-20220111	11 Jan 2022 13:10		24 Jan 2022 12:30	26 Jan 2022 14:43	10
HS22010436-09	WG-1620-MW51A-20220111	11 Jan 2022 13:10		24 Jan 2022 12:30	25 Jan 2022 22:32	1
HS22010436-10	WG-1620-MW79A-20220111	11 Jan 2022 14:05		24 Jan 2022 12:30	26 Jan 2022 15:13	1
HS22010436-11	WG-1620-MW60AR-20220111	11 Jan 2022 15:00		24 Jan 2022 12:30	26 Jan 2022 15:15	10
HS22010436-11	WG-1620-MW60AR-20220111	11 Jan 2022 15:00		24 Jan 2022 12:30	25 Jan 2022 22:36	1
HS22010436-12	WG-1620-MW47A-20220111	11 Jan 2022 15:55		24 Jan 2022 12:30	25 Jan 2022 22:41	1
HS22010436-13	WG-1620-MW20A-20220111	11 Jan 2022 16:55		24 Jan 2022 12:30	25 Jan 2022 22:43	1
Batch ID: 174677 (0)	**Test Name :** ICP-MS METALS BY SW6020A				**Matrix:** Water	
HS22010436-02	WG-1620-FB04-20220110	10 Jan 2022 17:30		24 Jan 2022 12:30	25 Jan 2022 22:18	1

Client: Golder Associates Inc.
Project: Houston TX-Wood Preserving Works
WorkOrder: HS22010436

DATES REPORT

Sample ID	Client Samp ID	Collection Date	Leachate Date	Prep Date	Analysis Date	DF
Batch ID: R400310 (0)	**Test Name :** ANIONS BY SW9056A				**Matrix:** Groundwater	
HS22010436-09	WG-1620-MW51A-20220111	11 Jan 2022 13:10			12 Jan 2022 17:12	1
HS22010436-10	WG-1620-MW79A-20220111	11 Jan 2022 14:05			12 Jan 2022 17:19	1
HS22010436-11	WG-1620-MW60AR-20220111	11 Jan 2022 15:00			12 Jan 2022 17:27	1
HS22010436-12	WG-1620-MW47A-20220111	11 Jan 2022 15:55			12 Jan 2022 17:35	1
HS22010436-13	WG-1620-MW20A-20220111	11 Jan 2022 16:55			12 Jan 2022 17:42	1
Batch ID: R400378 (0)	**Test Name :** ANIONS BY SW9056A				**Matrix:** Groundwater	
HS22010436-11	WG-1620-MW60AR-20220111	11 Jan 2022 15:00			13 Jan 2022 18:23	5
Batch ID: R400598 (0)	**Test Name :** LOW LEVEL VOLATILES BY SW8260C				**Matrix:** Groundwater	
HS22010436-03	WG-1620-MW60B-20220111	11 Jan 2022 07:50			18 Jan 2022 13:12	1
HS22010436-04	WG-1620-MW47C-20220111	11 Jan 2022 08:40			18 Jan 2022 14:36	1
HS22010436-05	WG-1620-MW34CR-20220111	11 Jan 2022 09:30			18 Jan 2022 14:57	1
HS22010436-06	WG-1620-MW36B-20220111	11 Jan 2022 10:30			18 Jan 2022 15:18	1
HS22010436-07	WG-1620-FD02-20220111	11 Jan 2022 10:30			18 Jan 2022 15:39	1
HS22010436-08	WG-1620-MW87C-20220111	11 Jan 2022 11:15			18 Jan 2022 16:00	1
HS22010436-09	WG-1620-MW51A-20220111	11 Jan 2022 13:10			18 Jan 2022 16:20	1
HS22010436-11	WG-1620-MW60AR-20220111	11 Jan 2022 15:00			18 Jan 2022 16:41	1
HS22010436-12	WG-1620-MW47A-20220111	11 Jan 2022 15:55			18 Jan 2022 17:02	1
Batch ID: R400598 (0)	**Test Name :** LOW LEVEL VOLATILES BY SW8260C				**Matrix:** Water	
HS22010436-01	WQ-1620-TB04-20220111	11 Jan 2022 00:00			18 Jan 2022 12:30	1
HS22010436-02	WG-1620-FB04-20220110	10 Jan 2022 17:30			18 Jan 2022 12:51	1
Batch ID: R400658 (0)	**Test Name :** LOW LEVEL VOLATILES BY SW8260C				**Matrix:** Groundwater	
HS22010436-10	WG-1620-MW79A-20220111	11 Jan 2022 14:05			19 Jan 2022 10:30	5
HS22010436-13	WG-1620-MW20A-20220111	11 Jan 2022 16:55			19 Jan 2022 11:16	5
Batch ID: R400821 (0)	**Test Name :** ALKALINITY BY SM 2320B-2011				**Matrix:** Groundwater	
HS22010436-09	WG-1620-MW51A-20220111	11 Jan 2022 13:10			21 Jan 2022 15:15	1
HS22010436-10	WG-1620-MW79A-20220111	11 Jan 2022 14:05			21 Jan 2022 15:21	1
HS22010436-11	WG-1620-MW60AR-20220111	11 Jan 2022 15:00			21 Jan 2022 15:29	1
HS22010436-12	WG-1620-MW47A-20220111	11 Jan 2022 15:55			21 Jan 2022 15:36	1
HS22010436-13	WG-1620-MW20A-20220111	11 Jan 2022 16:55			21 Jan 2022 15:42	1

WorkOrder: HS22010436
InstrumentID: ICPMS06
Test Code: ICP_TW
Test Number: SW6020A
Test Name: ICP-MS Metals by SW6020A

METHOD DETECTION / REPORTING LIMITS

Matrix: Aqueous **Units:** mg/L

Type	Analyte	CAS	DCS Spike	DCS	MDL	PQL
A	Arsenic	7440-38-2	0.00125	0.00112	0.000400	0.00200
A	Calcium	7440-70-2	0.0500	0.0394	0.0340	0.500
A	Iron	7439-89-6	0.0500	0.0481	0.0120	0.200
A	Magnesium	7439-95-4	0.0500	0.0509	0.0100	0.200
A	Manganese	7439-96-5	0.00250	0.00255	0.000700	0.00500
A	Potassium	7440-09-7	0.0500	0.0399	0.0180	0.200
A	Sodium	7440-23-5	0.0500	0.0338	0.0140	0.200

WorkOrder: HS22010436
InstrumentID: SV-7
Test Code: 8270_LOW_W
Test Number: SW8270
Test Name: Low-Level Semivolatiles by 8270D

METHOD DETECTION / REPORTING LIMITS

Matrix: Aqueous **Units:** mg/L

Type	Analyte	CAS	DCS Spike	DCS	MDL	PQL
A	1,2-Diphenylhydrazine	122-66-7	0.00010	0.000085	0.000021	0.00020
A	2,4-Dimethylphenol	105-67-9	0.00010	0.000087	0.000040	0.00020
A	2,4-Dinitrotoluene	121-14-2	0.00010	0.000079	0.000058	0.00020
A	2,6-Dinitrotoluene	606-20-2	0.00010	0.000086	0.000042	0.00020
A	2-Chloronaphthalene	91-58-7	0.00010	0.000083	0.000021	0.00020
A	2-Methylnaphthalene	91-57-6	0.000050	0.000047	0.000019	0.00010
A	4,6-Dinitro-2-methylphenol	534-52-1	0.00010	0.000080	0.000020	0.00020
A	4-Nitrophenol	100-02-7	0.00010	0.000070	0.000047	0.0010
A	Acenaphthene	83-32-9	0.000050	0.000044	0.000027	0.00010
A	Acenaphthylene	208-96-8	0.000050	0.000044	0.000015	0.00010
A	Anthracene	120-12-7	0.000050	0.000048	0.000014	0.00010
A	Benz(a)anthracene	56-55-3	0.000050	0.000053	0.000050	0.00010
A	Benzo(a)pyrene	50-32-8	0.000050	0.000048	0.000020	0.00010
A	Bis(2-chloroethoxy)methane	111-91-1	0.00010	0.000084	0.000030	0.00020
A	Bis(2-ethylhexyl)phthalate	117-81-7	0.00010	0.000089	0.000037	0.00020
A	Chrysene	218-01-9	0.000050	0.000050	0.000021	0.00010
A	Dibenzofuran	132-64-9	0.000050	0.000042	0.000020	0.00010
A	Di-n-butyl phthalate	84-74-2	0.00010	0.000097	0.000020	0.00020
A	Fluoranthene	206-44-0	0.000050	0.000053	0.000010	0.00010
A	Fluorene	86-73-7	0.000050	0.000045	0.000030	0.00010
A	Naphthalene	91-20-3	0.000050	0.000050	0.000020	0.00010
A	Nitrobenzene	98-95-3	0.00010	0.000096	0.000024	0.00020
A	N-Nitrosodiphenylamine	86-30-6	0.00010	0.000079	0.000025	0.00020
A	Pentachlorophenol	87-86-5	0.00010	0.000078	0.000079	0.00020
A	Phenanthrene	85-01-8	0.000050	0.000050	0.000021	0.00010
A	Phenol	108-95-2	0.00010	0.000081	0.000035	0.00020
A	Pyrene	129-00-0	0.000050	0.000048	0.000019	0.00010
S	2,4,6-Tribromophenol	118-79-6	0	0	0	0.00020
S	2-Fluorobiphenyl	321-60-8	0	0	0	0.00020
S	2-Fluorophenol	367-12-4	0	0	0	0.00020
S	4-Terphenyl-d14	1718-51-0	0	0	0	0.00020
S	Nitrobenzene-d5	4165-60-0	0	0	0	0.00020
S	Phenol-d6	13127-88-3	0	0	0	0.00020

WorkOrder: HS22010436
InstrumentID: VOA7
Test Code: 8260_LL_W
Test Number: SW8260
Test Name: Low Level Volatiles by SW8260C

METHOD DETECTION / REPORTING LIMITS

Matrix: Aqueous **Units:** mg/L

Type	Analyte	CAS	DCS Spike	DCS	MDL	PQL
A	1,2-Dichloroethane	107-06-2	0.00050	0.00064	0.00020	0.0010
A	Benzene	71-43-2	0.00050	0.00054	0.00020	0.0010
A	Chlorobenzene	108-90-7	0.0010	0.0011	0.00030	0.0010
A	Ethylbenzene	100-41-4	0.0010	0.0010	0.00030	0.0010
A	Methylene chloride	75-09-2	0.0020	0.0011	0.0010	0.0020
A	Toluene	108-88-3	0.00050	0.00058	0.00020	0.0010
A	Xylenes, Total	1330-20-7	0.0010	0.0030	0.00030	0.0010
S	1,2-Dichloroethane-d4	17060-07-0	0	0	0	0.0010
S	4-Bromofluorobenzene	460-00-4	0	0	0	0.0010
S	Dibromofluoromethane	1868-53-7	0	0	0	0.0010
S	Toluene-d8	2037-26-5	0	0	0	0.0010

WorkOrder: HS22010436
InstrumentID: ICS-Integrion
Test Code: 9056_anions_W
Test Number: SW9056
Test Name: Anions by SW9056A

METHOD DETECTION / REPORTING LIMITS

Matrix: Aqueous **Units:** mg/L

Type	Analyte	CAS	DCS Spike	DCS	MDL	PQL
A	Chloride	16887-00-6	0.500	0.364	0.200	0.500
A	Fluoride	16984-48-8	0.100	0.140	0.0500	0.100
A	Nitrogen, Nitrate (As N)	14797-55-8	0.100	0.0914	0.0300	0.100
A	Nitrogen, Nitrite (As N)	7632-00-0	0.100	0.0712	0.0300	0.100
A	Sulfate	14808-79-8	0.500	0.173	0.200	0.500
A	Nitrate/Nitrite (as N)	19559-59-2	0.100	0.0712	0.0300	0.100

WorkOrder: HS22010436
InstrumentID: ManTech01
Test Code: ALK_W 2320B
Test Number: SM2320B
Test Name: Alkalinity by SM 2320B-2011

METHOD DETECTION / REPORTING LIMITS

Matrix: Aqueous **Units:** mg/L

Type	Analyte	CAS	DCS Spike	DCS	MDL	PQL
A	Alkalinity, Bicarbonate (As CaCO3)	ALK-Bicarb	5.00	5.38	5.00	5.00
A	Alkalinity, Carbonate (As CaCO3)	ALK-Carb	5.00	5.38	5.00	5.00
A	Alkalinity, Total (As CaCO3)	ALK	5.00	5.38	5.00	5.00

Client: Golder Associates Inc.
Project: Houston TX-Wood Preserving Works
WorkOrder: HS22010436

QC BATCH REPORT

Batch ID: 174677 (0) **Instrument: ICPMS06** **Method: ICP-MS METALS BY SW6020A**

MBLK Sample ID: **MBLK-174677** Units: **mg/L** Analysis Date: **26-Jan-2022 14:27**
Client ID: Run ID: **ICPMS06_401033** SeqNo: **6478077** PrepDate: **24-Jan-2022** DF: **1**

Analyte	Result	MQL	SPK Val	SPK Ref Value	%REC	Control Limit	RPD Ref Value	%RPD	RPD Limit	Qual
Arsenic	< 0.000400	0.00200								
Calcium	< 0.0340	0.500								
Iron	< 0.0120	0.200								
Magnesium	0.0188	0.200								J
Manganese	< 0.000700	0.00500								
Potassium	0.09378	0.200								J
Sodium	< 0.0140	0.200								

LCS Sample ID: **LCS-174677** Units: **mg/L** Analysis Date: **25-Jan-2022 22:02**
Client ID: Run ID: **ICPMS06_400932** SeqNo: **6477400** PrepDate: **24-Jan-2022** DF: **1**

Analyte	Result	MQL	SPK Val	SPK Ref Value	%REC	Control Limit	RPD Ref Value	%RPD	RPD Limit	Qual
Arsenic	0.05041	0.00200	0.05	0	101	80 - 120				
Calcium	4.881	0.500	5	0	97.6	80 - 120				
Iron	4.921	0.200	5	0	98.4	80 - 120				
Magnesium	4.982	0.200	5	0	99.6	80 - 120				
Manganese	0.04913	0.00500	0.05	0	98.3	80 - 120				
Potassium	5.053	0.200	5	0	101	80 - 120				

LCS Sample ID: **LCS-174677** Units: **mg/L** Analysis Date: **26-Jan-2022 14:29**
Client ID: Run ID: **ICPMS06_401033** SeqNo: **6478078** PrepDate: **24-Jan-2022** DF: **1**

Analyte	Result	MQL	SPK Val	SPK Ref Value	%REC	Control Limit	RPD Ref Value	%RPD	RPD Limit	Qual
Sodium	5.465	0.200	5	0	109	80 - 120				

Client: Golder Associates Inc.
Project: Houston TX-Wood Preserving Works
WorkOrder: HS22010436

QC BATCH REPORT

Batch ID: 174677 (0) **Instrument: ICPMS06** **Method: ICP-MS METALS BY SW6020A**

MS Sample ID: **HS22010445-06MS** Units: **mg/L** Analysis Date: **25-Jan-2022 22:08**
Client ID: Run ID: **ICPMS06_400932** SeqNo: **6477403** PrepDate: **24-Jan-2022** DF: **1**

Analyte	Result	MQL	SPK Val	SPK Ref Value	%REC	Control Limit	RPD Ref Value	%RPD	RPD Limit	Qual
Arsenic	0.06139	0.00200	0.05	0.001483	120	80 - 120				
Calcium	162.5	0.500	5	136.6	518	80 - 120				SO
Iron	12.48	0.200	5	6.061	128	80 - 120				S
Magnesium	73.92	0.200	5	60.83	262	80 - 120				SO
Manganese	0.9085	0.00500	0.05	0.7691	279	80 - 120				SO
Potassium	19.62	0.200	5	12	152	80 - 120				S

MS Sample ID: **HS22010445-06MS** Units: **mg/L** Analysis Date: **26-Jan-2022 14:37**
Client ID: Run ID: **ICPMS06_401033** SeqNo: **6478082** PrepDate: **24-Jan-2022** DF: **1**

Analyte	Result	MQL	SPK Val	SPK Ref Value	%REC	Control Limit	RPD Ref Value	%RPD	RPD Limit	Qual
Sodium	908.8	0.200	5	742.3	3330	80 - 120				SEO

MSD Sample ID: **HS22010445-06MSD** Units: **mg/L** Analysis Date: **25-Jan-2022 22:10**
Client ID: Run ID: **ICPMS06_400932** SeqNo: **6477404** PrepDate: **24-Jan-2022** DF: **1**

Analyte	Result	MQL	SPK Val	SPK Ref Value	%REC	Control Limit	RPD Ref Value	%RPD	RPD Limit	Qual
Arsenic	0.05804	0.00200	0.05	0.001483	113	80 - 120	0.06139	5.61	20	
Calcium	152.4	0.500	5	136.6	317	80 - 120	162.5	6.41	20	SO
Iron	11.74	0.200	5	6.061	114	80 - 120	12.48	6.1	20	
Magnesium	70.8	0.200	5	60.83	199	80 - 120	73.92	4.32	20	SO
Manganese	0.8701	0.00500	0.05	0.7691	202	80 - 120	0.9085	4.32	20	SO
Potassium	18.57	0.200	5	12	131	80 - 120	19.62	5.54	20	S

MSD Sample ID: **HS22010445-06MSD** Units: **mg/L** Analysis Date: **26-Jan-2022 14:39**
Client ID: Run ID: **ICPMS06_401033** SeqNo: **6478083** PrepDate: **24-Jan-2022** DF: **1**

Analyte	Result	MQL	SPK Val	SPK Ref Value	%REC	Control Limit	RPD Ref Value	%RPD	RPD Limit	Qual
Sodium	855.2	0.200	5	742.3	2260	80 - 120	834	2.51	20	SEO

Client: Golder Associates Inc.
Project: Houston TX-Wood Preserving Works
WorkOrder: HS22010436

QC BATCH REPORT

Batch ID: 174677 (0) **Instrument: ICPMS06** **Method: ICP-MS METALS BY SW6020A**

PDS Sample ID: **HS22010445-06PDS** Units: **mg/L** Analysis Date: **25-Jan-2022 22:12**
Client ID: Run ID: **ICPMS06_400932** SeqNo: **6477405** PrepDate: **24-Jan-2022** DF: **1**

Analyte	Result	MQL	SPK Val	SPK Ref Value	%REC	Control Limit	RPD Ref Value	%RPD	RPD Limit	Qual
Calcium	153.3	0.500	10	136.6	168	75 - 125				SO
Magnesium	75.6	0.200	10	60.83	148	75 - 125				SO
Manganese	0.9102	0.00500	0.1	0.7691	141	75 - 125				SO

PDS Sample ID: **HS22010445-06PDS** Units: **mg/L** Analysis Date: **26-Jan-2022 14:41**
Client ID: Run ID: **ICPMS06_401033** SeqNo: **6478084** PrepDate: **24-Jan-2022** DF: **1**

Analyte	Result	MQL	SPK Val	SPK Ref Value	%REC	Control Limit	RPD Ref Value	%RPD	RPD Limit	Qual
Iron	17.05	0.200	10	6.061	110	75 - 125				
Potassium	23.87	0.200	10	12	119	75 - 125				

PDS Sample ID: **HS22010445-06PDS** Units: **mg/L** Analysis Date: **26-Jan-2022 14:35**
Client ID: Run ID: **ICPMS06_401033** SeqNo: **6478081** PrepDate: **24-Jan-2022** DF: **50**

Analyte	Result	MQL	SPK Val	SPK Ref Value	%REC	Control Limit	RPD Ref Value	%RPD	RPD Limit	Qual
Sodium	1408	10.0	500	815.1	119	75 - 125				

SD Sample ID: **HS22010445-06SD** Units: **mg/L** Analysis Date: **25-Jan-2022 22:06**
Client ID: Run ID: **ICPMS06_400932** SeqNo: **6477402** PrepDate: **24-Jan-2022** DF: **5**

Analyte	Result	MQL	SPK Val	SPK Ref Value	%REC	Control Limit	RPD Ref Value	%D	%D Limit	Qual
Arsenic	< 0.00200	0.0100					0.001483	0	10	
Calcium	138.1	2.50					136.6	1.1	10	
Iron	5.974	1.00					6.061	1.45	10	
Magnesium	60.06	1.00					60.83	1.26	10	
Manganese	0.7661	0.0250					0.7691	0.392	10	
Potassium	11.86	1.00					12	1.16	10	

SD Sample ID: **HS22010445-06SD** Units: **mg/L** Analysis Date: **26-Jan-2022 14:33**
Client ID: Run ID: **ICPMS06_401033** SeqNo: **6478080** PrepDate: **24-Jan-2022** DF: **250**

Analyte	Result	MQL	SPK Val	SPK Ref Value	%REC	Control Limit	RPD Ref Value	%D	%D Limit	Qual
Sodium	828.4	50.0					815.1	1.63	10	

Client: Golder Associates Inc.
Project: Houston TX-Wood Preserving Works
WorkOrder: HS22010436

QC BATCH REPORT

Batch ID: 174677 (0) **Instrument: ICPMS06** **Method: ICP-MS METALS BY SW6020A**

The following samples were analyzed in this batch:

HS22010436-02	HS22010436-03	HS22010436-04	HS22010436-05
HS22010436-06	HS22010436-07	HS22010436-08	HS22010436-09
HS22010436-10	HS22010436-11	HS22010436-12	HS22010436-13

Client: Golder Associates Inc.
Project: Houston TX-Wood Preserving Works
WorkOrder: HS22010436

QC BATCH REPORT

Batch ID: 174410 (0) **Instrument: SV-7** **Method: LOW-LEVEL SEMIVOLATILES BY 8270D**

MBLK Sample ID: **MBLK-174410** Units: **ug/L** Analysis Date: **29-Jan-2022 12:18**
Client ID: Run ID: **SV-7_401233** SeqNo: **6482668** PrepDate: **14-Jan-2022** DF: **1**

Analyte	Result	MQL	SPK Val	SPK Ref Value	%REC	Control Limit	RPD Ref Value	%RPD	RPD Limit	Qual
1,2-Diphenylhydrazine	< 0.021	0.20								
2,4-Dimethylphenol	< 0.040	0.20								
2,4-Dinitrotoluene	< 0.058	0.20								
2,6-Dinitrotoluene	< 0.042	0.20								
2-Chloronaphthalene	< 0.021	0.20								
2-Methylnaphthalene	< 0.019	0.10								
4,6-Dinitro-2-methylphenol	< 0.020	0.20								
4-Nitrophenol	< 0.047	1.0								
Acenaphthene	< 0.027	0.10								
Acenaphthylene	< 0.015	0.10								
Anthracene	< 0.014	0.10								
Benz(a)anthracene	< 0.050	0.10								
Benzo(a)pyrene	< 0.020	0.10								
Bis(2-chloroethoxy)methane	< 0.030	0.20								
Bis(2-ethylhexyl)phthalate	< 0.037	0.20								
Chrysene	< 0.021	0.10								
Dibenzofuran	< 0.020	0.10								
Di-n-butyl phthalate	< 0.020	0.20								
Fluoranthene	< 0.010	0.10								
Fluorene	< 0.030	0.10								
Naphthalene	< 0.020	0.10								
Nitrobenzene	< 0.024	0.20								
N-Nitrosodiphenylamine	< 0.025	0.20								
Pentachlorophenol	< 0.079	0.20								
Phenanthrene	< 0.021	0.10								
Phenol	< 0.035	0.20								
Pyrene	< 0.019	0.10								
Surr: 2,4,6-Tribromophenol	*3.871*	*0.20*	*5*	*0*	*77.4*	*34 - 129*				
Surr: 2-Fluorobiphenyl	*4.398*	*0.20*	*5*	*0*	*88.0*	*40 - 125*				
Surr: 2-Fluorophenol	*4.115*	*0.20*	*5*	*0*	*82.3*	*20 - 120*				
Surr: 4-Terphenyl-d14	*5.206*	*0.20*	*5*	*0*	*104*	*40 - 135*				
Surr: Nitrobenzene-d5	*4.617*	*0.20*	*5*	*0*	*92.3*	*41 - 120*				
Surr: Phenol-d6	*3.92*	*0.20*	*5*	*0*	*78.4*	*20 - 120*				

Client: Golder Associates Inc.
Project: Houston TX-Wood Preserving Works
WorkOrder: HS22010436

QC BATCH REPORT

Batch ID: 174410 (0) **Instrument: SV-7** **Method: LOW-LEVEL SEMIVOLATILES BY 8270D**

LCS Sample ID: **LCS-174410** Units: **ug/L** Analysis Date: **29-Jan-2022 12:37**
Client ID: Run ID: **SV-7_401233** SeqNo: **6482669** PrepDate: **14-Jan-2022** DF: **1**

Analyte	Result	MQL	SPK Val	SPK Ref Value	%REC	Control Limit	RPD Ref Value	%RPD	RPD Limit	Qual
1,2-Diphenylhydrazine	4.578	0.20	5	0	91.6	39 - 127				
2,4-Dimethylphenol	4.066	0.20	5	0	81.3	35 - 120				
2,4-Dinitrotoluene	4.573	0.20	5	0	91.5	50 - 122				
2,6-Dinitrotoluene	4.542	0.20	5	0	90.8	50 - 120				
2-Chloronaphthalene	5.069	0.20	5	0	101	50 - 120				
2-Methylnaphthalene	4.349	0.10	5	0	87.0	50 - 120				
4,6-Dinitro-2-methylphenol	3.845	0.20	5	0	76.9	25 - 121				
4-Nitrophenol	3.713	1.0	5	0	74.3	30 - 130				
Acenaphthene	4.22	0.10	5	0	84.4	45 - 120				
Acenaphthylene	4.452	0.10	5	0	89.0	47 - 120				
Anthracene	4.516	0.10	5	0	90.3	45 - 120				
Benz(a)anthracene	3.979	0.10	5	0	79.6	40 - 120				
Benzo(a)pyrene	3.787	0.10	5	0	75.7	45 - 120				
Bis(2-chloroethoxy)methane	4.408	0.20	5	0	88.2	45 - 120				
Bis(2-ethylhexyl)phthalate	4.857	0.20	5	0	97.1	40 - 139				
Chrysene	5.114	0.10	5	0	102	43 - 120				
Dibenzofuran	4.303	0.10	5	0	86.1	50 - 120				
Di-n-butyl phthalate	4.744	0.20	5	0	94.9	45 - 123				
Fluoranthene	4.588	0.10	5	0	91.8	45 - 125				
Fluorene	3.985	0.10	5	0	79.7	49 - 120				
Naphthalene	4.304	0.10	5	0	86.1	45 - 120				
Nitrobenzene	4.185	0.20	5	0	83.7	44 - 120				
N-Nitrosodiphenylamine	4.54	0.20	5	0	90.8	40 - 125				
Pentachlorophenol	3.934	0.20	5	0	78.7	19 - 121				
Phenanthrene	4.408	0.10	5	0	88.2	45 - 121				
Phenol	4.2	0.20	5	0	84.0	20 - 124				
Pyrene	4.539	0.10	5	0	90.8	40 - 130				
Surr: 2,4,6-Tribromophenol	*4.076*	*0.20*	*5*	*0*	*81.5*	*34 - 129*				
Surr: 2-Fluorobiphenyl	*4.276*	*0.20*	*5*	*0*	*85.5*	*40 - 125*				
Surr: 2-Fluorophenol	*4.229*	*0.20*	*5*	*0*	*84.6*	*20 - 120*				
Surr: 4-Terphenyl-d14	*4.629*	*0.20*	*5*	*0*	*92.6*	*40 - 135*				
Surr: Nitrobenzene-d5	*4.172*	*0.20*	*5*	*0*	*83.4*	*41 - 120*				
Surr: Phenol-d6	*4.046*	*0.20*	*5*	*0*	*80.9*	*20 - 120*				

Client: Golder Associates Inc.
Project: Houston TX-Wood Preserving Works
WorkOrder: HS22010436

QC BATCH REPORT

Batch ID: 174410 (0) **Instrument: SV-7** **Method: LOW-LEVEL SEMIVOLATILES BY 8270D**

MS Sample ID: **HS22010445-06MS** Units: **ug/L** Analysis Date: **29-Jan-2022 19:45**
Client ID: Run ID: **SV-7_401233** SeqNo: **6482676** PrepDate: **14-Jan-2022** DF: **1**

Analyte	Result	MQL	SPK Val	SPK Ref Value	%REC	Control Limit	RPD Ref Value	%RPD	RPD Limit	Qual
1,2-Diphenylhydrazine	4.003	0.20	5	0	80.1	39 - 127				
2,4-Dimethylphenol	3.483	0.20	5	0	69.7	35 - 120				
2,4-Dinitrotoluene	4.886	0.20	5	0	97.7	50 - 122				
2,6-Dinitrotoluene	4.502	0.20	5	0	90.0	50 - 120				
2-Chloronaphthalene	3.588	0.20	5	0	71.8	50 - 120				
2-Methylnaphthalene	3.617	0.10	5	0	72.3	50 - 120				
4,6-Dinitro-2-methylphenol	4.72	0.20	5	0	94.4	25 - 121				
4-Nitrophenol	2.717	1.0	5	0	54.3	30 - 130				
Acenaphthene	4.73	0.10	5	1.154	71.5	45 - 120				
Acenaphthylene	3.839	0.10	5	0	76.8	47 - 120				
Anthracene	4.856	0.10	5	0.06522	95.8	45 - 120				
Benz(a)anthracene	4.996	0.10	5	0	99.9	40 - 120				
Benzo(a)pyrene	4.6	0.10	5	0	92.0	45 - 120				
Bis(2-chloroethoxy)methane	3.415	0.20	5	0	68.3	45 - 120				
Bis(2-ethylhexyl)phthalate	6.425	0.20	5	0.0557	127	40 - 139				
Chrysene	6.437	0.10	5	0	129	43 - 120				S
Dibenzofuran	3.906	0.10	5	0	78.1	50 - 120				
Di-n-butyl phthalate	5.728	0.20	5	0	115	45 - 123				
Fluoranthene	5.736	0.10	5	0	115	45 - 125				
Fluorene	4.404	0.10	5	0.2581	82.9	49 - 120				
Naphthalene	3.51	0.10	5	0.1413	67.4	45 - 120				
Nitrobenzene	3.388	0.20	5	0	67.8	44 - 120				
N-Nitrosodiphenylamine	4.811	0.20	5	0	96.2	40 - 125				
Pentachlorophenol	5.787	0.20	5	0	116	19 - 121				
Phenanthrene	5.27	0.10	5	0.4183	97.0	45 - 121				
Phenol	2.711	0.20	5	0	54.2	20 - 124				
Pyrene	5.325	0.10	5	0.02538	106	40 - 130				
Surr: 2,4,6-Tribromophenol	*5.035*	*0.20*	*5*	*0*	*101*	*34 - 129*				
Surr: 2-Fluorobiphenyl	*3.626*	*0.20*	*5*	*0*	*72.5*	*40 - 125*				
Surr: 2-Fluorophenol	*3.209*	*0.20*	*5*	*0*	*64.2*	*20 - 120*				
Surr: 4-Terphenyl-d14	*5.606*	*0.20*	*5*	*0*	*112*	*40 - 135*				
Surr: Nitrobenzene-d5	*3.3*	*0.20*	*5*	*0*	*66.0*	*41 - 120*				
Surr: Phenol-d6	*3.153*	*0.20*	*5*	*0*	*63.1*	*20 - 120*				

Client: Golder Associates Inc.
Project: Houston TX-Wood Preserving Works
WorkOrder: HS22010436

QC BATCH REPORT

Batch ID: 174410 (0) **Instrument: SV-7** **Method: LOW-LEVEL SEMIVOLATILES BY 8270D**

MSD Sample ID: **HS22010445-06MSD** Units: **ug/L** Analysis Date: **29-Jan-2022 20:03**
Client ID: Run ID: **SV-7_401233** SeqNo: **6482677** PrepDate: **14-Jan-2022** DF: **1**

Analyte	Result	MQL	SPK Val	SPK Ref Value	%REC	Control Limit	RPD Ref Value	%RPD	RPD Limit	Qual
1,2-Diphenylhydrazine	4.518	0.20	5	0	90.4	39 - 127	4.003	12.1	20	
2,4-Dimethylphenol	3.464	0.20	5	0	69.3	35 - 120	3.483	0.536	20	
2,4-Dinitrotoluene	4.653	0.20	5	0	93.1	50 - 122	4.886	4.89	20	
2,6-Dinitrotoluene	4.669	0.20	5	0	93.4	50 - 120	4.502	3.63	20	
2-Chloronaphthalene	3.906	0.20	5	0	78.1	50 - 120	3.588	8.48	20	
2-Methylnaphthalene	3.665	0.10	5	0	73.3	50 - 120	3.617	1.32	20	
4,6-Dinitro-2-methylphenol	4.949	0.20	5	0	99.0	25 - 121	4.72	4.74	30	
4-Nitrophenol	2.897	1.0	5	0	57.9	30 - 130	2.717	6.42	20	
Acenaphthene	4.499	0.10	5	1.154	66.9	45 - 120	4.73	4.99	20	
Acenaphthylene	3.833	0.10	5	0	76.7	47 - 120	3.839	0.152	20	
Anthracene	4.836	0.10	5	0.06522	95.4	45 - 120	4.856	0.418	20	
Benz(a)anthracene	5.008	0.10	5	0	100	40 - 120	4.996	0.233	20	
Benzo(a)pyrene	4.484	0.10	5	0	89.7	45 - 120	4.6	2.56	20	
Bis(2-chloroethoxy)methane	3.496	0.20	5	0	69.9	45 - 120	3.415	2.34	20	
Bis(2-ethylhexyl)phthalate	6.033	0.20	5	0.0557	120	40 - 139	6.425	6.29	20	
Chrysene	6.101	0.10	5	0	122	43 - 120	6.437	5.35	20	S
Dibenzofuran	3.575	0.10	5	0	71.5	50 - 120	3.906	8.84	20	
Di-n-butyl phthalate	5.509	0.20	5	0	110	45 - 123	5.728	3.9	20	
Fluoranthene	5.314	0.10	5	0	106	45 - 125	5.736	7.64	20	
Fluorene	4.089	0.10	5	0.2581	76.6	49 - 120	4.404	7.41	20	
Naphthalene	3.629	0.10	5	0.1413	69.8	45 - 120	3.51	3.34	20	
Nitrobenzene	3.479	0.20	5	0	69.6	44 - 120	3.388	2.65	20	
N-Nitrosodiphenylamine	4.768	0.20	5	0	95.4	40 - 125	4.811	0.899	20	
Pentachlorophenol	5.799	0.20	5	0	116	19 - 121	5.787	0.222	20	
Phenanthrene	5.283	0.10	5	0.4183	97.3	45 - 121	5.27	0.236	20	
Phenol	2.779	0.20	5	0	55.6	20 - 124	2.711	2.48	20	
Pyrene	5.437	0.10	5	0.02538	108	40 - 130	5.325	2.08	20	
Surr: 2,4,6-Tribromophenol	*4.741*	*0.20*	*5*	*0*	*94.8*	*34 - 129*	*5.035*	*6.03*	*20*	
Surr: 2-Fluorobiphenyl	*3.504*	*0.20*	*5*	*0*	*70.1*	*40 - 125*	*3.626*	*3.43*	*20*	
Surr: 2-Fluorophenol	*3.202*	*0.20*	*5*	*0*	*64.0*	*20 - 120*	*3.209*	*0.195*	*20*	
Surr: 4-Terphenyl-d14	*5.728*	*0.20*	*5*	*0*	*115*	*40 - 135*	*5.606*	*2.16*	*20*	
Surr: Nitrobenzene-d5	*3.316*	*0.20*	*5*	*0*	*66.3*	*41 - 120*	*3.3*	*0.46*	*20*	
Surr: Phenol-d6	*3.07*	*0.20*	*5*	*0*	*61.4*	*20 - 120*	*3.153*	*2.66*	*20*	

Client: Golder Associates Inc.
Project: Houston TX-Wood Preserving Works
WorkOrder: HS22010436

QC BATCH REPORT

Batch ID: 174410 (0) **Instrument:** SV-7 **Method:** LOW-LEVEL SEMIVOLATILES BY 8270D

The following samples were analyzed in this batch:

HS22010436-02	HS22010436-03	HS22010436-04	HS22010436-05
HS22010436-06	HS22010436-07	HS22010436-08	HS22010436-09
HS22010436-10	HS22010436-11	HS22010436-12	HS22010436-13

Client: Golder Associates Inc.
Project: Houston TX-Wood Preserving Works
WorkOrder: HS22010436

QC BATCH REPORT

Batch ID: R400598 (0) **Instrument:** VOA7 **Method:** LOW LEVEL VOLATILES BY SW8260C

MBLK Sample ID: **VBLKW-220118** Units: **ug/L** Analysis Date: **18-Jan-2022 09:46**
Client ID: Run ID: **VOA7_400598** SeqNo: **6468600** PrepDate: DF: **1**

Analyte	Result	MQL	SPK Val	SPK Ref Value	%REC	Control Limit	RPD Ref Value	%RPD	RPD Limit	Qual
1,2-Dichloroethane	< 0.20	1.0								
Benzene	< 0.20	1.0								
Chlorobenzene	< 0.30	1.0								
Ethylbenzene	< 0.30	1.0								
Methylene chloride	< 1.0	2.0								
Toluene	< 0.20	1.0								
Xylenes, Total	< 0.30	1.0								
Surr: 1,2-Dichloroethane-d4	*42.15*	*1.0*	*50*	*0*	*84.3*	*70 - 123*				
Surr: 4-Bromofluorobenzene	*41.3*	*1.0*	*50*	*0*	*82.6*	*82 - 115*				
Surr: Dibromofluoromethane	*46.62*	*1.0*	*50*	*0*	*93.2*	*73 - 126*				
Surr: Toluene-d8	*48.71*	*1.0*	*50*	*0*	*97.4*	*81 - 120*				

LCS Sample ID: **VLCSW-220118** Units: **ug/L** Analysis Date: **18-Jan-2022 09:04**
Client ID: Run ID: **VOA7_400598** SeqNo: **6468599** PrepDate: DF: **1**

Analyte	Result	MQL	SPK Val	SPK Ref Value	%REC	Control Limit	RPD Ref Value	%RPD	RPD Limit	Qual
1,2-Dichloroethane	14.85	1.0	20	0	74.3	70 - 124				
Benzene	16.67	1.0	20	0	83.4	74 - 120				
Chlorobenzene	17.88	1.0	20	0	89.4	76 - 113				
Ethylbenzene	17.7	1.0	20	0	88.5	77 - 117				
Methylene chloride	17.93	2.0	20	0	89.7	70 - 127				
Toluene	17.76	1.0	20	0	88.8	77 - 118				
Xylenes, Total	51.88	1.0	60	0	86.5	75 - 122				
Surr: 1,2-Dichloroethane-d4	*43.2*	*1.0*	*50*	*0*	*86.4*	*70 - 123*				
Surr: 4-Bromofluorobenzene	*43.38*	*1.0*	*50*	*0*	*86.8*	*82 - 115*				
Surr: Dibromofluoromethane	*47.81*	*1.0*	*50*	*0*	*95.6*	*73 - 126*				
Surr: Toluene-d8	*48.68*	*1.0*	*50*	*0*	*97.4*	*81 - 120*				

Client: Golder Associates Inc.
Project: Houston TX-Wood Preserving Works
WorkOrder: HS22010436

QC BATCH REPORT

Batch ID: R400598 (0) **Instrument:** VOA7 **Method:** LOW LEVEL VOLATILES BY SW8260C

MS Sample ID: **HS22010436-03MS** Units: **ug/L** Analysis Date: **18-Jan-2022 13:33**
Client ID: **WG-1620-MW60B-20220111** Run ID: **VOA7_400598** SeqNo: **6468604** PrepDate: DF: **1**

Analyte	Result	MQL	SPK Val	SPK Ref Value	%REC	Control Limit	RPD Ref Value	%RPD	RPD Limit	Qual
1,2-Dichloroethane	14.8	1.0	20	0	74.0	70 - 127				
Benzene	17.8	1.0	20	0	89.0	70 - 127				
Chlorobenzene	18.49	1.0	20	0	92.5	70 - 114				
Ethylbenzene	18.36	1.0	20	0	91.8	70 - 124				
Methylene chloride	18.47	2.0	20	0	92.4	70 - 128				
Toluene	18.23	1.0	20	0	91.1	70 - 123				
Xylenes, Total	54.17	1.0	60	0	90.3	70 - 130				
Surr: 1,2-Dichloroethane-d4	*43.03*	*1.0*	*50*	*0*	*86.1*	*70 - 126*				
Surr: 4-Bromofluorobenzene	*43.44*	*1.0*	*50*	*0*	*86.9*	*81 - 113*				
Surr: Dibromofluoromethane	*47.51*	*1.0*	*50*	*0*	*95.0*	*77 - 123*				
Surr: Toluene-d8	*48.13*	*1.0*	*50*	*0*	*96.3*	*82 - 127*				

MSD Sample ID: **HS22010436-03MSD** Units: **ug/L** Analysis Date: **18-Jan-2022 13:54**
Client ID: **WG-1620-MW60B-20220111** Run ID: **VOA7_400598** SeqNo: **6468605** PrepDate: DF: **1**

Analyte	Result	MQL	SPK Val	SPK Ref Value	%REC	Control Limit	RPD Ref Value	%RPD	RPD Limit	Qual
1,2-Dichloroethane	14.11	1.0	20	0	70.5	70 - 127	14.8	4.78	20	
Benzene	17.07	1.0	20	0	85.4	70 - 127	17.8	4.17	20	
Chlorobenzene	17.45	1.0	20	0	87.2	70 - 114	18.49	5.8	20	
Ethylbenzene	17.41	1.0	20	0	87.1	70 - 124	18.36	5.3	20	
Methylene chloride	17.65	2.0	20	0	88.2	70 - 128	18.47	4.57	20	
Toluene	17.5	1.0	20	0	87.5	70 - 123	18.23	4.08	20	
Xylenes, Total	51.89	1.0	60	0	86.5	70 - 130	54.17	4.31	20	
Surr: 1,2-Dichloroethane-d4	*42.8*	*1.0*	*50*	*0*	*85.6*	*70 - 126*	*43.03*	*0.539*	*20*	
Surr: 4-Bromofluorobenzene	*43.34*	*1.0*	*50*	*0*	*86.7*	*81 - 113*	*43.44*	*0.233*	*20*	
Surr: Dibromofluoromethane	*47.01*	*1.0*	*50*	*0*	*94.0*	*77 - 123*	*47.51*	*1.05*	*20*	
Surr: Toluene-d8	*48.84*	*1.0*	*50*	*0*	*97.7*	*82 - 127*	*48.13*	*1.47*	*20*	

The following samples were analyzed in this batch:

HS22010436-01	HS22010436-02	HS22010436-03	HS22010436-04
HS22010436-05	HS22010436-06	HS22010436-07	HS22010436-08
HS22010436-09	HS22010436-11	HS22010436-12	

Client: Golder Associates Inc.
Project: Houston TX-Wood Preserving Works
WorkOrder: HS22010436

QC BATCH REPORT

Batch ID: R400658 (0) **Instrument:** VOA7 **Method:** LOW LEVEL VOLATILES BY SW8260C

MBLK Sample ID: **VBLKW-220119** Units: **ug/L** Analysis Date: **19-Jan-2022 10:06**
Client ID: Run ID: **VOA7_400658** SeqNo: **6470009** PrepDate: DF: **1**

Analyte	Result	MQL	SPK Val	SPK Ref Value	%REC	Control Limit	RPD Ref Value	%RPD	RPD Limit	Qual
1,2-Dichloroethane	< 0.20	1.0								
Benzene	< 0.20	1.0								
Chlorobenzene	< 0.30	1.0								
Ethylbenzene	< 0.30	1.0								
Methylene chloride	< 1.0	2.0								
Toluene	< 0.20	1.0								
Xylenes, Total	< 0.30	1.0								
Surr: 1,2-Dichloroethane-d4	*41.74*	*1.0*	*50*	*0*	*83.5*	*70 - 123*				
Surr: 4-Bromofluorobenzene	*41.19*	*1.0*	*50*	*0*	*82.4*	*82 - 115*				
Surr: Dibromofluoromethane	*46.74*	*1.0*	*50*	*0*	*93.5*	*73 - 126*				
Surr: Toluene-d8	*48.29*	*1.0*	*50*	*0*	*96.6*	*81 - 120*				

LCS Sample ID: **VLCSW-220119** Units: **ug/L** Analysis Date: **19-Jan-2022 09:24**
Client ID: Run ID: **VOA7_400658** SeqNo: **6470008** PrepDate: DF: **1**

Analyte	Result	MQL	SPK Val	SPK Ref Value	%REC	Control Limit	RPD Ref Value	%RPD	RPD Limit	Qual
1,2-Dichloroethane	14.54	1.0	20	0	72.7	70 - 124				
Benzene	17.38	1.0	20	0	86.9	74 - 120				
Chlorobenzene	18.4	1.0	20	0	92.0	76 - 113				
Ethylbenzene	18.82	1.0	20	0	94.1	77 - 117				
Methylene chloride	18.95	2.0	20	0	94.7	70 - 127				
Toluene	18.68	1.0	20	0	93.4	77 - 118				
Xylenes, Total	54.71	1.0	60	0	91.2	75 - 122				
Surr: 1,2-Dichloroethane-d4	*43.35*	*1.0*	*50*	*0*	*86.7*	*70 - 123*				
Surr: 4-Bromofluorobenzene	*43.57*	*1.0*	*50*	*0*	*87.1*	*82 - 115*				
Surr: Dibromofluoromethane	*48.18*	*1.0*	*50*	*0*	*96.4*	*73 - 126*				
Surr: Toluene-d8	*49.02*	*1.0*	*50*	*0*	*98.0*	*81 - 120*				

Client: Golder Associates Inc.
Project: Houston TX-Wood Preserving Works
WorkOrder: HS22010436

QC BATCH REPORT

Batch ID: R400658 (0) **Instrument:** VOA7 **Method:** LOW LEVEL VOLATILES BY SW8260C

MS Sample ID: **HS22010698-01MS** Units: **ug/L** Analysis Date: **19-Jan-2022 15:05**
Client ID: Run ID: **VOA7_400658** SeqNo: **6470022** PrepDate: DF: **1**

Analyte	Result	MQL	SPK Val	SPK Ref Value	%REC	Control Limit	RPD Ref Value	%RPD	RPD Limit	Qual
1,2-Dichloroethane	14.56	1.0	20	0	72.8	70 - 127				
Benzene	17.94	1.0	20	0	89.7	70 - 127				
Chlorobenzene	18.2	1.0	20	0	91.0	70 - 114				
Ethylbenzene	18.16	1.0	20	0	90.8	70 - 124				
Methylene chloride	17.56	2.0	20	0	87.8	70 - 128				
Toluene	18.09	1.0	20	0	90.5	70 - 123				
Xylenes, Total	53.28	1.0	60	0	88.8	70 - 130				
Surr: 1,2-Dichloroethane-d4	*42.39*	*1.0*	*50*	*0*	*84.8*	*70 - 126*				
Surr: 4-Bromofluorobenzene	*42.75*	*1.0*	*50*	*0*	*85.5*	*81 - 113*				
Surr: Dibromofluoromethane	*47.21*	*1.0*	*50*	*0*	*94.4*	*77 - 123*				
Surr: Toluene-d8	*48.18*	*1.0*	*50*	*0*	*96.4*	*82 - 127*				

MSD Sample ID: **HS22010698-01MSD** Units: **ug/L** Analysis Date: **19-Jan-2022 15:26**
Client ID: Run ID: **VOA7_400658** SeqNo: **6470023** PrepDate: DF: **1**

Analyte	Result	MQL	SPK Val	SPK Ref Value	%REC	Control Limit	RPD Ref Value	%RPD	RPD Limit	Qual
1,2-Dichloroethane	14.47	1.0	20	0	72.4	70 - 127	14.56	0.564	20	
Benzene	17.57	1.0	20	0	87.9	70 - 127	17.94	2.08	20	
Chlorobenzene	18.29	1.0	20	0	91.5	70 - 114	18.2	0.519	20	
Ethylbenzene	18.49	1.0	20	0	92.5	70 - 124	18.16	1.82	20	
Methylene chloride	18.03	2.0	20	0	90.2	70 - 128	17.56	2.64	20	
Toluene	18.63	1.0	20	0	93.1	70 - 123	18.09	2.92	20	
Xylenes, Total	53.46	1.0	60	0	89.1	70 - 130	53.28	0.337	20	
Surr: 1,2-Dichloroethane-d4	*42.23*	*1.0*	*50*	*0*	*84.5*	*70 - 126*	*42.39*	*0.369*	*20*	
Surr: 4-Bromofluorobenzene	*42.89*	*1.0*	*50*	*0*	*85.8*	*81 - 113*	*42.75*	*0.31*	*20*	
Surr: Dibromofluoromethane	*48.42*	*1.0*	*50*	*0*	*96.8*	*77 - 123*	*47.21*	*2.55*	*20*	
Surr: Toluene-d8	*48.97*	*1.0*	*50*	*0*	*97.9*	*82 - 127*	*48.18*	*1.62*	*20*	

The following samples were analyzed in this batch: HS22010436-10 HS22010436-13

Client: Golder Associates Inc.
Project: Houston TX-Wood Preserving Works
WorkOrder: HS22010436

QC BATCH REPORT

Batch ID: R400310 (0) **Instrument:** ICS-Integrion **Method:** ANIONS BY SW9056A

MBLK Sample ID: **MBLK** Units: **mg/L** Analysis Date: **12-Jan-2022 10:11**
Client ID: Run ID: **ICS-Integrion_400310** SeqNo: **6462257** PrepDate: DF: **1**

Analyte	Result	MQL	SPK Val	SPK Ref Value	%REC	Control Limit	RPD Ref Value	%RPD	RPD Limit	Qual
Chloride	< 0.200	0.500								
Fluoride	< 0.0500	0.100								
Nitrogen, Nitrate (As N)	< 0.0300	0.100								
Nitrogen, Nitrite (As N)	< 0.0300	0.100								
Sulfate	< 0.200	0.500								
Nitrate/Nitrite (as N)	< 0.0300	0.100								

LCS Sample ID: **LCS** Units: **mg/L** Analysis Date: **12-Jan-2022 10:19**
Client ID: Run ID: **ICS-Integrion_400310** SeqNo: **6462258** PrepDate: DF: **1**

Analyte	Result	MQL	SPK Val	SPK Ref Value	%REC	Control Limit	RPD Ref Value	%RPD	RPD Limit	Qual
Chloride	18.51	0.500	20	0	92.5	80 - 120				
Fluoride	3.991	0.100	4	0	99.8	80 - 120				
Nitrogen, Nitrate (As N)	3.676	0.100	4	0	91.9	80 - 120				
Nitrogen, Nitrite (As N)	3.77	0.100	4	0	94.2	80 - 120				
Sulfate	18.71	0.500	20	0	93.6	80 - 120				
Nitrate/Nitrite (as N)	7.446	0.100	8	0	93.1	80 - 120				

MS Sample ID: **HS22010424-09MS** Units: **mg/L** Analysis Date: **12-Jan-2022 15:41**
Client ID: Run ID: **ICS-Integrion_400310** SeqNo: **6462262** PrepDate: DF: **1**

Analyte	Result	MQL	SPK Val	SPK Ref Value	%REC	Control Limit	RPD Ref Value	%RPD	RPD Limit	Qual
Chloride	776.1	0.500	10	782.8	-67.9	80 - 120				SEO
Fluoride	2.008	0.100	2	0	100	80 - 120				
Nitrogen, Nitrate (As N)	1.888	0.100	2	0.0442	92.2	80 - 120				
Nitrogen, Nitrite (As N)	1.905	0.100	2	0	95.3	80 - 120				
Sulfate	354.1	0.500	10	350.3	38.1	80 - 120				SEO
Nitrate/Nitrite (as N)	3.793	0.100	4	0.0442	93.7	80 - 120				

Client: Golder Associates Inc.
Project: Houston TX-Wood Preserving Works
WorkOrder: HS22010436

QC BATCH REPORT

Batch ID: **R400310 (0)** **Instrument:** **ICS-Integrion** **Method:** **ANIONS BY SW9056A**

MSD Sample ID: **HS22010424-09MSD** Units: **mg/L** Analysis Date: **12-Jan-2022 15:49**
Client ID: Run ID: **ICS-Integrion_400310** SeqNo: **6462263** PrepDate: DF: **1**

Analyte	Result	MQL	SPK Val	SPK Ref Value	%REC	Control Limit	RPD Ref Value	%RPD	RPD Limit	Qual
Chloride	786.1	0.500	10	782.8	32.8	80 - 120	776.1	1.29	20	SEO
Fluoride	2.095	0.100	2	0	105	80 - 120	2.008	4.23	20	
Nitrogen, Nitrate (As N)	1.922	0.100	2	0.0442	93.9	80 - 120	1.888	1.78	20	
Nitrogen, Nitrite (As N)	1.776	0.100	2	0	88.8	80 - 120	1.905	7.04	20	
Sulfate	358.7	0.500	10	350.3	84.2	80 - 120	354.1	1.29	20	EO
Nitrate/Nitrite (as N)	3.698	0.100	4	0.0442	91.3	80 - 120	3.793	2.55	20	

The following samples were analyzed in this batch: HS22010436-09 HS22010436-10 HS22010436-11 HS22010436-12 HS22010436-13

Client: Golder Associates Inc.
Project: Houston TX-Wood Preserving Works
WorkOrder: HS22010436

QC BATCH REPORT

Batch ID: R400378 (0) **Instrument:** ICS-Integrion **Method:** ANIONS BY SW9056A

MBLK Sample ID: **MBLK** Units: **mg/L** Analysis Date: **13-Jan-2022 10:45**
Client ID: Run ID: **ICS-Integrion_400378** SeqNo: **6463663** PrepDate: DF: **1**

Analyte	Result	MQL	SPK Val	SPK Ref Value	%REC	Control Limit	RPD Ref Value	%RPD	RPD Limit	Qual
Sulfate	< 0.200	0.500								

LCS Sample ID: **LCS** Units: **mg/L** Analysis Date: **13-Jan-2022 10:52**
Client ID: Run ID: **ICS-Integrion_400378** SeqNo: **6463664** PrepDate: DF: **1**

Analyte	Result	MQL	SPK Val	SPK Ref Value	%REC	Control Limit	RPD Ref Value	%RPD	RPD Limit	Qual
Sulfate	18.79	0.500	20	0	93.9	80 - 120				

MS Sample ID: **HS22010490-04MS** Units: **mg/L** Analysis Date: **13-Jan-2022 16:53**
Client ID: Run ID: **ICS-Integrion_400378** SeqNo: **6463675** PrepDate: DF: **1**

Analyte	Result	MQL	SPK Val	SPK Ref Value	%REC	Control Limit	RPD Ref Value	%RPD	RPD Limit	Qual
Sulfate	383	0.500	10	376.5	64.3	80 - 120				SEO

MSD Sample ID: **HS22010490-04MSD** Units: **mg/L** Analysis Date: **13-Jan-2022 17:00**
Client ID: Run ID: **ICS-Integrion_400378** SeqNo: **6463676** PrepDate: DF: **1**

Analyte	Result	MQL	SPK Val	SPK Ref Value	%REC	Control Limit	RPD Ref Value	%RPD	RPD Limit	Qual
Sulfate	369.3	0.500	10	376.5	-72.7	80 - 120	383	3.64	20	SEO

The following samples were analyzed in this batch: HS22010436-11

Client: Golder Associates Inc.
Project: Houston TX-Wood Preserving Works
WorkOrder: HS22010436

QC BATCH REPORT

Batch ID: R400821 (0) **Instrument:** ManTech01 **Method:** ALKALINITY BY SM 2320B-2011

MBLK Sample ID: **WBLKW1-220121** Units: **mg/L** Analysis Date: **21-Jan-2022 13:53**
Client ID: Run ID: **ManTech01_400821** SeqNo: **6472950** PrepDate: DF: **1**

Analyte	Result	MQL	SPK Val	SPK Ref Value	%REC	Control Limit	RPD Ref Value	%RPD	RPD Limit	Qual
Alkalinity, Bicarbonate (As CaCO3)	< 5.00	5.00								
Alkalinity, Carbonate (As CaCO3)	< 5.00	5.00								
Alkalinity, Total (As CaCO3)	< 5.00	5.00								

LCS Sample ID: **LCS1-220121** Units: **mg/L** Analysis Date: **21-Jan-2022 14:02**
Client ID: Run ID: **ManTech01_400821** SeqNo: **6472951** PrepDate: DF: **1**

Analyte	Result	MQL	SPK Val	SPK Ref Value	%REC	Control Limit	RPD Ref Value	%RPD	RPD Limit	Qual
Alkalinity, Carbonate (As CaCO3)	996.8	5.00	1000	0	99.7	85 - 115				
Alkalinity, Total (As CaCO3)	1026	5.00	1000	0	103	85 - 115				

LCSD Sample ID: **LCSD1-220121** Units: **mg/L** Analysis Date: **21-Jan-2022 14:12**
Client ID: Run ID: **ManTech01_400821** SeqNo: **6472952** PrepDate: DF: **1**

Analyte	Result	MQL	SPK Val	SPK Ref Value	%REC	Control Limit	RPD Ref Value	%RPD	RPD Limit	Qual
Alkalinity, Carbonate (As CaCO3)	1011	5.00	1000	0	101	85 - 115	996.8	1.42	20	
Alkalinity, Total (As CaCO3)	1049	5.00	1000	0	105	85 - 115	1026	2.28	20	

DUP Sample ID: **HS22010501-08DUP** Units: **mg/L** Analysis Date: **21-Jan-2022 14:25**
Client ID: Run ID: **ManTech01_400821** SeqNo: **6472954** PrepDate: DF: **1**

Analyte	Result	MQL	SPK Val	SPK Ref Value	%REC	Control Limit	RPD Ref Value	%RPD	RPD Limit	Qual
Alkalinity, Bicarbonate (As CaCO3)	433.6	5.00					429.4	0.959	20	
Alkalinity, Carbonate (As CaCO3)	< 5.00	5.00					0	0	20	
Alkalinity, Total (As CaCO3)	433.6	5.00					429.4	0.959	20	

The following samples were analyzed in this batch: HS22010436-09 HS22010436-10 HS22010436-11 HS22010436-12 HS22010436-13

Client: Golder Associates Inc.
Project: Houston TX-Wood Preserving Works
WorkOrder: **HS22010436**

QUALIFIERS, ACRONYMS, UNITS

Qualifier	Description
*	Value exceeds Regulatory Limit
a	Not accredited
B	Analyte detected in the associated Method Blank above the Reporting Limit
E	Value above quantitation range
H	Analyzed outside of Holding Time
J	Analyte detected below quantitation limit
M	Manually integrated, see raw data for justification
n	Not offered for accreditation
ND	Not Detected at the Reporting Limit
O	Sample amount is > 4 times amount spiked
P	Dual Column results percent difference > 40%
R	RPD above laboratory control limit
S	Spike Recovery outside laboratory control limits
U	Analyzed but not detected above the MDL/SDL

Acronym	Description
DCS	Detectability Check Study
DUP	Method Duplicate
LCS	Laboratory Control Sample
LCSD	Laboratory Control Sample Duplicate
MBLK	Method Blank
MDL	Method Detection Limit
MQL	Method Quantitation Limit
MS	Matrix Spike
MSD	Matrix Spike Duplicate
PDS	Post Digestion Spike
PQL	Practical Quantitaion Limit
SD	Serial Dilution
SDL	Sample Detection Limit
TRRP	Texas Risk Reduction Program

Unit Reported	Description
mg/L	Milligrams per Liter

CERTIFICATIONS,ACCREDITATIONS & LICENSES

Agency	Number	Expire Date
Arkansas	21-022-0	26-Mar-2022
Florida	E87611-33	30-Jun-2022
Illinois	2000322021-7	09-May-2022
Kansas	E-10352 2021-2022	31-Jul-2022
Kentucky	123043, 2021-2022	30-Apr-2022
Louisiana	03087, 2021-2022	30-Jun-2022
Texas	T104704231-21-28	30-Apr-2022

Sample Receipt Checklist

Work Order ID: HS22010436 **Date/Time Received:** **12-Jan-2022 11:38**

Client Name: PBW **Received by:** **Paresh M. Giga**

Completed By: /S/ Paresh M. Giga (eSignature) 12-Jan-2022 14:41 (Date/Time) **Reviewed by:** /S/ Dane J. Wacasey (eSignature) 28-Jan-2022 16:38 (Date/Time)

Matrices: **GW/Water** Carrier name: **Client**

	Yes	No	
Shipping container/cooler in good condition?	☑	☐	Not Present ☐
Custody seals intact on shipping container/cooler?	☐	☐	Not Present ☑
Custody seals intact on sample bottles?	☐	☐	Not Present ☑
VOA/TX1005/TX1006 Solids in hermetically sealed vials?	☐	☐	Not Present ☑
Chain of custody present?	☑	☐	2 Page(s)
Chain of custody signed when relinquished and received?	☑	☐	COC IDs:258757/258758
Samplers name present on COC?	☑	☐	
Chain of custody agrees with sample labels?	☑	☐	
Samples in proper container/bottle?	☑	☐	
Sample containers intact?	☑	☐	
Sufficient sample volume for indicated test?	☑	☐	
All samples received within holding time?	☑	☐	
Container/Temp Blank temperature in compliance?	☑	☐	

Temperature(s)/Thermometer(s):	0.3C; 0.4C; 0.1C U/C	IR31
Cooler(s)/Kit(s):	47450/47754/48254	
Date/Time sample(s) sent to storage:	1/12/2022 14:55	

	Yes	No	
Water - VOA vials have zero headspace?	☑	☐	No VOA vials submitted ☐
Water - pH acceptable upon receipt?	☑	☐	N/A ☐
pH adjusted?	☐	☐	N/A ☑

pH adjusted by:

Login Notes:

Client Contacted: Date Contacted: Person Contacted:

Contacted By: Regarding:

Comments:

Corrective Action:

Cincinnati, OH +1 513 733 5336 | Fort Collins, CO +1 970 490 1511
Everett, WA +1 425 356 2600 | Holland, MI +1 616 399 6070

Chain of Custody Form

Page 1 of 2

COC ID: 258757

HS22010436

Golder Associates Inc.
Houston TX-Wood Preserving Works

ALS Project Manager:

Customer Information		Project Information	
Purchase Order	4300042071/Kevin Peterbaus 1620-01	Project Name	Houston TX-Wood Preserving Works
Work Order		Project Number	1620-01-Rev0 SR 92688
Company Name	Golder Associates Inc.	Bill To Company	Union Pacific Railroad- A/P
Send Report To	Eric Matzner	Invoice Attn	Accounts Payable
Address	2201 Double Creek Drive Suite 4004	Address	1400 Douglas Street Stop 0750
City/State/Zip	Round Rock, TX 78664	City/State/Zip	Omaha NE 681790750
Phone	(512) 671-3434	Phone	
Fax	(512) 671-3446	Fax	
e-Mail Address	Eric_Matzner@golder.com	e-Mail Address	

A	8260_LL_W (5632528 VOC Site Specific)
B	8260_LL_W (5632528 VOC Site Specific + V.C.)
C	8270_LOW_W (5632532 SemiVolatiles Site specific)
D	ICP_TW (5636002 Metals - As)
E	5636002 5652646 Metals - As, Ca, Fe, Mg, Mn, K, Na
F	9056_anions_W (5652642 Anions-*NO3*, *NO2*, Cl, F, SO4)
G	ALK_W 2320B (5635964 Alkalinity (T, CO3, HCO3))
H	
I	
J	

No.	Sample Description	Date	Time	Matrix	Pres.	# Bottles	A	B	C	D	E	F	G	H	I	J	Hold
1	WG-1620-TB04-20220111	1-11-22		Water	1,8	2	X										
2	WG-1620-FB04-20220111D	1-10-22	1730	Groundwa	1,2,8	6	X		X	X							
3	WG-1620-MW60B-20220111	1-11-22	0750	GW		6	X		X	X							
4	WG-1620-MW47C-20220111	1-11-22	0840	GW		6	X		X	X							
5	WG-1620-MW34CR-20220111	1-11-22	0930	GW		6	X		X	X							
6	WG-1620-MW36B-20220111	1-11-22	1030	GW		6	X		X	X							
7	WG-1620-FD02-20220111	1-11-22	1030	GW		6	X		X	X							
8	WG-1620-MW87C-20220111	1-11-22	1115	GW		6	X		X	X							
9	WG-1620-MW51A-20220111	1-11-22	1310	GW		6	X		X	X	X	X	X				
10	WG-1620-MW79A-20220111	1-11-22	1405	GW		6	X		X	X	X	X	X				

Sampler(s) Please Print & Sign: JOHN BRAYTON

Shipment Method: HAND DELIVERED

Required Turnaround Time: (Check Box) [X] STD 10 Wk Days [ ] 5 Wk Days [ ] 3 Wk Days [ ] 24 Hour [ ] Other

Results Due Date:

Relinquished by: Date: 1-12-22 Time: 11:38 Received by:

Relinquished by: Date: Time: Received by (Laboratory): 1/12/2022 11:38

Logged by (Laboratory): Date: Time: Checked by (Laboratory):

Notes: UPRR HWPW 1620-01

Cooler ID	Cooler Temp.
47456	0.3°
47754	0.4°
48234	0.1°

QC Package: (Check One Box Below)
[ ] Level II Std QC
[ ] Level III Std QC/Raw Data
[ ] Level IV SW846/CLP
[X] TRRP Checklist
[ ] TRRP Level IV

Preservative Key: 1-HCl 2-HNO_3 3-H_2SO_4 4-NaOH 5-$Na_2S_2O_3$ 6-$NaHSO_4$ 7-Other 8-4°C 9-5035

Note: 1. Any changes must be made in writing once samples and COC Form have been submitted to ALS Environmental.
2. Unless otherwise agreed in a formal contract, services provided by ALS Environmental are expressly limited to the terms and conditions stated on the reverse.
3. The Chain of Custody is a legal document. All information must be completed accurately.

Copyright 2011 by ALS Environmental.

Cincinnati, OH +1 513 733 5336 | Fort Collins, CO +1 970 490 1511
Everett, WA +1 425 356 2600 | Holland, MI +1 616 399 6070

Chain of Custody Form

Page 2 of 2

COC ID: 258758

HS22010436

Golder Associates Inc.
Houston TX-Wood Preserving Works

ALS Project Manager:

Customer Information		Project Information	
Purchase Order	23006-2071/Kevin Peterburs 1620-01	Project Name	Houston TX-Wood Preserving Works
Work Order		Project Number	1620-01-Rev0 GR 9/2022
Company Name	Golder Associates Inc.	Bill To Company	Union Pacific Railroad- A/P
Send Report To	Eric Matzner	Invoice Attn	Accounts Payable
Address	2201 Double Creek Drive Suite 4004	Address	1400 Douglas Street Stop 0750
City/State/Zip	Round Rock, TX 78664	City/State/Zip	Omaha NE 681790750
Phone	(512) 671-3434	Phone	
Fax	(512) 671-3446	Fax	
e-Mail Address	Eric_Matzner@golder.com	e-Mail Address	

A	8260_LL_W (5632628 VOC Site Specific)
B	8260_LL_W (5632628 VOC Site Specific + V.C.)
C	8270_LOW_W (5632632 SemiVolatiles Site specific)
D	RCP_SW (5636002 Metals - As)
E	5636002 5632646 Metals - As, Ca, Fe, Mg, Mn, K, Na
F	3056_anions_W (5632642 Anions-*NO3*, *NO2*, Cl, F, SO4)
G	ALK_W 2320B (5635964 Alkalinity (T, CO3, HCO3))
H	
I	
J	

No.	Sample Description	Date	Time	Matrix	Pres.	# Bottles	A	B	C	D	E	F	G	H	I	J	Hold
1	~~WG-1620-TB~~			Water	1,8	2											
2	WG-1620-MW60AR-20220111	1-11-22	1500	Groundwa	1,2,3	6	X		X	X	X	X	X				
3	WG-1620-MW47A-20220111	1-11-22	1555			6	X		X	X	X	X	X				
4	WG-1620-MW20A-20220111	1-11-22	1655			6	X		X	X	X	X	X				
5																	
6																	
7																	
8																	
9																	
10																	

Sampler(s) Please Print & Sign: JOHN BEAYTON

Shipment Method: HAND DELIVERED

Required Turnaround Time: (Check Box) [X] Standard [ ] 5-Day [ ] 3-Day [ ] 2-Day [ ] 1-Day

Results Due Date:

Relinquished by: Date: 1-12-22 Time: 11:38 Received by:

Relinquished by: Date: Time: Received by (Laboratory): 1/12/2022 11:38

Logged by (Laboratory): Date: Time: Checked by (Laboratory):

Notes: UPRR HWPW 1620-01

Cooler ID	Cooler Temp.

QC Package: (Check One Box Below) [ ] Laboratory [ ] Laboratory with Blank [ ] Laboratory with QC [ ] Laboratory with Blank and QC [X] Raw Data Only [ ] RCP Level 1

Preservative Key: 1-HCl 2-HNO_3 3-H_2SO_4 4-NaOH 5-$Na_2S_2O_3$ 6-$NaHSO_4$ 7-Other 8-4°C 9-5035

Note: 1. Any changes must be made in writing once samples and COC Form have been submitted to ALS Environmental.
2. Unless otherwise agreed in a formal contract, services provided by ALS Environmental are expressly limited to the terms and conditions stated on the reverse.
3. The Chain of Custody is a legal document. All information must be completed accurately.

Copyright 2011 by ALS Environmental.

10450 Stancliff Rd. Suite 210
Houston, TX 77099
T: +1 281 530 5656
F: +1 281 530 5887

February 02, 2022

Eric Matzner
Golder Associates Inc.
2201 Double Creek Drive
Suite 4004
Round Rock, TX 78664

Work Order: **HS22010501**

Laboratory Results for: **Houston TX-Wood Preserving Works**

Dear Eric Matzner,

ALS Environmental received 12 sample(s) on Jan 13, 2022 for the analysis presented in the following report.

The analytical data provided relates directly to the samples received by ALS Environmental and for only the analyses requested. Results are expressed as "as received" unless otherwise noted.

QC sample results for this data met EPA or laboratory specifications except as noted in the Case Narrative or as noted with qualifiers in the QC batch information. Should this laboratory report need to be reproduced, it should be reproduced in full unless written approval has been obtained by ALS Environmental. Samples will be disposed in 30 days unless storage arrangements are made.

If you have any questions regarding this report, please feel free to call me.

Sincerely,

Generated By: JUMOKE.LAWAL

Dane J. Wacasey

Client:	Golder Associates Inc.	**TRRP Laboratory Data Package Cover Page**
Project:	Houston TX-Wood Preserving Works	
WorkOrder:	**HS22010501**	

This data package consists of all or some of the following as applicable:

This signature page, the laboratory review checklist, and the following reportable data:

R1 Field chain-of-custody documentation;

R2 Sample identification cross-reference;

R3 Test reports (analytical data sheets) for each environmental sample that includes:

a) Items consistent with NELAC Chapter 5,
b) dilution factors,
c) preparation methods,
d) cleanup methods, and
e) if required for the project, tentatively identified compounds (TICs).

R4 Surrogate recovery data including:

a) Calculated recovery (%R), and
b) The laboratory's surrogate QC limits.

R5 Test reports/summary forms for blank samples;

R6 Test reports/summary forms for laboratory control samples (LCSs) including:

a) LCS spiking amounts,
b) Calculated %R for each analyte, and
c)The laboratory's LCS QC limits.

R7 Test reports for project matrix spike/matrix spike duplicates (MS/MSDs) including:

a) Samples associated with the MS/MSD clearly identified,
b) MS/MSD spiking amounts,
c) Concentration of each MS/MSD analyte measured in the parent and spiked samples,
d) Calculated %Rs and relative percent differences (RPDs), and
e) The laboratory's MS/MSD QC limits.

R8 Laboratory analytical duplicate (if applicable) recovery and precision:

a) the amount of analyte measured in the duplicate,
b) the calculated RPD, and
c) the laboratory's QC limits for analytical duplicates.

R9 List of method quantitation limits (MQLs) and detectability check sample results for each analyte for each method and matrix.

R10 Other problems or anomalies.
The Exception Report for each "No" or "Not Reviewed (NR)" item in Laboratory Review Checklist and for each analyte, matrix, and method for which the laboratory does not hold NELAC accreditation under the Texas Laboratory Accreditation Program.

Client:	Golder Associates Inc.	**TRRP Laboratory Data Package Cover Page**
Project:	Houston TX-Wood Preserving Works	
WorkOrder:	**HS22010501**	

Release Statement: I am responsible for the release of this laboratory data package. This laboratory is NELAC accredited under the Texas Laboratory Accreditation Program for all the methods, analytes and matrices reported in this data package except as noted in the Exception Reports. The data have been reviewed and are technically compliant with the requirements of the methods used, except where noted by the laboratory in the attached exception reports. By my signature below, I affirm to the best of my knowledge, all problems/anomalies, observed by the laboratory have been identified by the laboratory in the Laboratory Review Checklist, and no information affecting the quality of the data has been knowingly withheld.

Check, if applicable: [NA] This laboratory meets an exception under 30 TAC §25.6 and was last inspected by [ ] TCEQ or [ ] _____ on (enter date of last inspection). Any findings affecting the data in this laboratory data package are noted in the Exception Reports herein. The official signing the cover page of the report in which these data are used is responsible for releasing this data package and is by signature affirming the above release statement is true.

Dane J. Wacasey

Laboratory Review Checklist: Reportable Data	
Laboratory Name: ALS Laboratory Group	LRC Date: 02/02/2022
Project Name: Houston TX-Wood Preserving Works	Laboratory Job Number: HS22010501
Reviewer Name: Dane Wacasey	Prep Batch Number(s): 174503,174679,R400380,R400748,R400755,R400821,R400888

#[1]	A[2]	Description	Yes	No	NA[3]	NR[4]	ER#[5]
R1	OI	**Chain-of-custody (C-O-C)**					
		Did samples meet the laboratory's standard conditions of sample acceptability upon receipt?	X				
		Were all departures from standard conditions described in an exception report?	X				
R2	OI	**Sample and quality control (QC) identification**					
		Are all field sample ID numbers cross-referenced to the laboratory ID numbers?	X				
		Are all laboratory ID numbers cross-referenced to the corresponding QC data?	X				
R3	OI	**Test reports**					
		Were all samples prepared and analyzed within holding times?	X				
		Other than those results < MQL, were all other raw values bracketed by calibration standards?	X				
		Were calculations checked by a peer or supervisor?	X				
		Were all analyte identifications checked by a peer or supervisor?	X				
		Were sample detection limits reported for all analytes not detected?	X				
		Were all results for soil and sediment samples reported on a dry weight basis?			X		
		Were % moisture (or solids) reported for all soil and sediment samples?			X		
		Were bulk soils/solids samples for volatile analysis extracted with methanol per SW-846 Method 5035?			X		
		If required for the project, TICs reported?			X		
R4	O	**Surrogate recovery data**					
		Were surrogates added prior to extraction?	X				
		Were surrogate percent recoveries in all samples within the laboratory QC limits?		X			1
R5	OI	**Test reports/summary forms for blank samples**					
		Were appropriate type(s) of blanks analyzed?	X				
		Were blanks analyzed at the appropriate frequency?	X				
		Were method blanks taken through the entire analytical process, including preparation and, if applicable, cleanup procedures?	X				
		Were blank concentrations < MQL?	X				
R6	OI	**Laboratory control samples (LCS):**					
		Were all COCs included in the LCS?	X				
		Was each LCS taken through the entire analytical procedure, including prep and cleanup steps?	X				
		Were LCSs analyzed at the required frequency?	X				
		Were LCS (and LCSD, if applicable) %Rs within the laboratory QC limits?	X				
		Does the detectability data document the laboratory's capability to detect the COCs at the MDL used to calculate the SDLs?	X				
		Was the LCSD RPD within QC limits?	X				
R7	OI	**Matrix spike (MS) and matrix spike duplicate (MSD) data**					
		Were the project/method specified analytes included in the MS and MSD?	X				
		Were MS/MSD analyzed at the appropriate frequency?	X				
		Were MS (and MSD, if applicable) %Rs within the laboratory QC limits?		X			2
		Were MS/MSD RPDs within laboratory QC limits?		X			3
R8	OI	**Analytical duplicate data**					
		Were appropriate analytical duplicates analyzed for each matrix?	X				
		Were analytical duplicates analyzed at the appropriate frequency?	X				
		Were RPDs or relative standard deviations within the laboratory QC limits?	X				
R9	OI	**Method quantitation limits (MQLs):**					
		Are the MQLs for each method analyte included in the laboratory data package?	X				
		Do the MQLs correspond to the concentration of the lowest non-zero calibration standard?	X				
		Are unadjusted MQLs and DCSs included in the laboratory data package?	X				
R10	OI	**Other problems/anomalies**					
		Are all known problems/anomalies/special conditions noted in this LRC and ER?	X				4
		Were all necessary corrective actions performed for the reported data?	X				
		Was applicable and available technology used to lower the SDL and minimize the matrix interference affects on the sample results?	X				5
		Is the laboratory NELAC-accredited under the Texas Laboratory Program for the analytes, matrices and methods associated with this laboratory data package?	X				

Laboratory Review Checklist: Supporting Data	
Laboratory Name: ALS Laboratory Group	LRC Date: 02/02/2022
Project Name: Houston TX-Wood Preserving Works	Laboratory Job Number: HS22010501
Reviewer Name: Dane Wacasey	Prep Batch Number(s): 174503,174679,R400380,R400748,R400755,R400821,R400888

#[1]	A[2]	Description	Yes	No	NA[3]	NR[4]	ER#[5]
S1	OI	**Initial calibration (ICAL)**					
		Were response factors and/or relative response factors for each analyte within QC limits?	X				
		Were percent RSDs or correlation coefficient criteria met?	X				
		Was the number of standards recommended in the method used for all analytes?	X				
		Were all points generated between the lowest and highest standard used to calculate the curve?	X				
		Are ICAL data available for all instruments used?	X				
		Has the initial calibration curve been verified using an appropriate second source standard?	X				
S2	OI	**Initial and continuing calibration verification (ICCV and CCV) and continuing calibration blank (CCB)**					
		Was the CCV analyzed at the method-required frequency?	X				
		Were percent differences for each analyte within the method-required QC limits?	X				
		Was the ICAL curve verified for each analyte?	X				
		Was the absolute value of the analyte concentration in the inorganic CCB < MDL?		X			6
S3	O	**Mass spectral tuning:**					
		Was the appropriate compound for the method used for tuning?	X				
		Were ion abundance data within the method-required QC limits?	X				
S4	O	**Internal standards (IS):**					
		Were IS area counts and retention times within the method-required QC limits?	X				
S5	OI	**Raw data** (NELAC section 1 appendix A glossary, and section 5.12 or ISO/IEC 17025 section					
		Were the raw data (for example, chromatograms, spectral data) reviewed by an analyst?	X				
		Were data associated with manual integrations flagged on the raw data?	X				
S6	O	**Dual column confirmation**					
		Did dual column confirmation results meet the method-required QC?			X		
S7	O	**Tentatively identified compounds (TICs):**					
		If TICs were requested, were the mass spectra and TIC data subject to appropriate checks?			X		
S8	I	**Interference Check Sample (ICS) results:**					
		Were percent recoveries within method QC limits?	X				
S9	I	**Serial dilutions, post digestion spikes, and method of standard additions**					
		Were percent differences, recoveries, and the linearity within the QC limits specified in the method?	X				
S10	OI	**Method detection limit (MDL) studies**					
		Was a MDL study performed for each reported analyte?	X				
		Is the MDL either adjusted or supported by the analysis of DCSs?	X				
S11	OI	**Proficiency test reports:**					
		Was the laboratory's performance acceptable on the applicable proficiency tests or evaluation studies?	X				
S12	OI	**Standards documentation**					
		Are all standards used in the analyses NIST-traceable or obtained from other appropriate sources?	X				
S13	OI	**Compound/analyte identification procedures**					
		Are the procedures for compound/analyte identification documented?	X				
S14	OI	**Demonstration of analyst competency (DOC)**					
		Was DOC conducted consistent with NELAC Chapter 5C or ISO/IEC 4?	X				
		Is documentation of the analyst's competency up-to-date and on file?	X				
S15	OI	**Verification/validation documentation for methods** (NELAC Chap 5 or ISO/IEC 17025 Section 5)					
		Are all the methods used to generate the data documented, verified, and validated, where applicable?	X				
S16	OI	**Laboratory standard operating procedures (SOPs):**					
		Are laboratory SOPs current and on file for each method performed?	X				

Items identified by the letter "R" must be included in the laboratory data package submitted in the TRRP-required report(s). Items identified by the letter "S" should be retained and made available upon request for the appropriate retention period.
O = Organic Analyses; I = Inorganic Analyses (and general chemistry, when applicable);
NA = Not Applicable;
NR = Not Reviewed;
R# = Exception Report identification number (an Exception Report should be completed for an item if "NR" or "No" is checked).

Laboratory Review Checklist: Exception Reports	
Laboratory Name: ALS Laboratory Group	LRC Date: 02/02/2022
Project Name: Houston TX-Wood Preserving Works	Laboratory Job Number: HS22010501
Reviewer Name: Dane Wacasey	Prep Batch Number(s): 174503,174679,R400380,R400748,R400755,R400821,R400888

ER#[5]	Description
1	Semivolatile Organics Method SW8270, samples WG-1620-MW74B-20220111, WG-1620-MW33BR-20220111, WG-1620-MW69A-20220111, the surrogate recoveries could not be determined due to dilution below the calibration range. Volatile Organics Method SW8260, samples WG-1620-MW71B-20220111, WG-1620-MW61A-20220111, WG-1620-MW59A-20220111, WG-1620-MW69A-20220111. Select surrogates failed recovery criteria due to suspect matrix effect. The analytes associated to these surrogates are not reported.
2	Batch 174679, Metals Method SW6020, sample WG-1620-MW61A-20220111, MS and or MSD recovered outside the control limit for Cadmium Manganese and Sodium, however the result in the parent sample is greater than 4x the spike amount. Batch 174500, Semivolatile Organics Method SW8270, sample WG-1620-MW61A-20220111, MSD recovered outside the control limit for Chrysene due to possible matrix effect. Batch R400888, Volatile Organics Method SW8260, sample HS22010834-04, MSD was performed on unrelated sample Batch R400380, Anions Method SW9056A, sample WG-1620-MW61A-20220111, MS and MSD recovered outside the control limit for Nitrogen, Nitrite (As N) due to suspect matrix effect, For Sulfate, MS recovered outside the control limit, however, the result in the parent sample is greater than 4x the spike amount.
3	Batch 174500, Semivolatile Organics Method SW8270, sample WG-1620-MW61A-20220111, MS/MSD RPD recovered above the control limit for select compounds due to possible matrix effect.
4	Batch 174503, Semivolatile Organics Method SW8270, LCS was spiked at 2X the normal concentration however calculations were adjusted accordingly. Recoveries were within control limits.
5	Batch 174503, Semivolatile Organics Method SW8270, samples WG-1620-MW74B-20220111, WG-1620-MW69A-20220111, the GCMS semi-volatile extract of the samples were run at a dilution due to a high level of matrix interference. Batch R400888, Volatile Organics Method SW8260, sample WG-1620-MW33BR-20220111 Lowest practical dilution due to sample matrix and/or high concentration of non-target analyte(s).
6	See Run Log and CCB Exceptions Report.

Items identified by the letter “R” must be included in the laboratory data package submitted in the TRRP-required report(s). Items identified by the letter “S” should be retained and made available upon request for the appropriate retention period.
O = Organic Analyses; I = Inorganic Analyses (and general chemistry, when applicable);
NA = Not Applicable;
NR = Not Reviewed;
R# = Exception Report identification number (an Exception Report should be completed for an item if “NR” or “No” is checked).

FORM 13 - ANALYSIS RUN LOG

Client: Golder Associates Inc.
Project: Houston TX-Wood Preserving Works
WorkOrder: HS22010501
Start Date: 25-Jan-2022 End Date: 26-Jan-2022

Run ID:ICPMS06_400932
Instrument:ICPMS06
Method:SW6020A

Sample No.	D/F	Time	FileID	Analytes
ICV	1	25-Jan-2022 11:18	015_ICV.d	AS CA FE K MG MN NA
LLICV2	1	25-Jan-2022 11:20	016LCV2.d	AS CA FE K MG MN NA
LLICV5	1	25-Jan-2022 11:22	017LCV5.d	AS CA FE K MG MN NA
ICB	1	25-Jan-2022 11:24	018_ICB.d	AS CA FE K MG MN NA
ICSA	1	25-Jan-2022 11:41	020ICSA.d	AS CA FE K MG MN NA
ICSAB	1	25-Jan-2022 11:43	021ICSB.d	AS CA FE K MG MN NA
CCV 1	1	25-Jan-2022 12:16	027_CCV.d	AS CA FE K MG MN NA
CCB 1	1	25-Jan-2022 12:18	028_CCB.d	AS CA FE K MG MN NA
CCV 2	1	25-Jan-2022 12:40	039_CCV.d	AS CA FE K MG MN NA
CCB 2	1	25-Jan-2022 12:42	040_CCB.d	AS CA FE K MG MN NA
CCV 3	1	25-Jan-2022 13:16	051_CCV.d	AS CA FE K MG MN NA
CCB 3	1	25-Jan-2022 13:17	052_CCB.d	AS CA FE K MG MN NA
CCV 4	1	25-Jan-2022 13:39	063_CCV.d	AS CA FE K MG MN NA
CCB 4	1	25-Jan-2022 13:41	064_CCB.d	AS CA FE K MG MN NA
CCV 5	1	25-Jan-2022 14:34	075_CCV.d	AS CA FE K MG MN NA
CCB 5	1	25-Jan-2022 14:36	076_CCB.d	AS CA FE K MG MN NA
CCB 6	1	25-Jan-2022 15:01	088_CCB.d	AS CA FE K MG MN NA
CCV 6	1	25-Jan-2022 15:08	090_CCV.d	AS CA FE K MG MN NA
CCB 7	1	25-Jan-2022 15:31	101_CCB.d	AS CA FE K MG MN NA
CCV 7	1	25-Jan-2022 15:39	103_CCV.d	AS CA FE K MG MN NA
CCB 8	1	25-Jan-2022 16:13	114_CCB.d	AS CA FE K MG MN NA
CCV 8	1	25-Jan-2022 16:17	116_CCV.d	AS CA FE K MG MN NA
CCV 9	1	25-Jan-2022 16:37	126_CCV.d	AS CA FE K MG MN NA
CCB 9	1	25-Jan-2022 16:39	127_CCB.d	AS CA FE K MG MN NA
CCV 10	1	25-Jan-2022 17:01	138_CCV.d	AS CA FE K MG MN NA
CCB 10	1	25-Jan-2022 17:03	139_CCB.d	AS CA FE K MG MN NA
CCV 11	1	25-Jan-2022 17:13	144_CCV.d	AS CA FE K MG MN NA
CCB 11	1	25-Jan-2022 17:15	145_CCB.d	AS CA FE K MG MN NA
ICCV 12	1	25-Jan-2022 20:09	157_ICV.d	AS CA FE K MG MN NA
LLICCV2	1	25-Jan-2022 20:11	158LCV2.d	AS CA FE K MG MN NA
LLICCV5	1	25-Jan-2022 20:12	159LCV5.d	AS CA FE K MG MN NA
ICCB 12	1	25-Jan-2022 20:14	160_ICB.d	AS CA FE K MG MN NA
CCV 13	1	25-Jan-2022 20:18	162_CCV.d	AS CA FE K MG MN NA
CCB 13	1	25-Jan-2022 20:20	163_CCB.d	AS CA FE K MG MN NA
CCB 14	1	25-Jan-2022 20:40	173_CCB.d	AS CA FE K MG MN NA
CCV 14	1	25-Jan-2022 20:50	175_CCV.d	AS CA FE K MG MN NA
CCB 15	1	25-Jan-2022 21:14	187_CCB.d	AS CA FE K MG MN NA
CCV 15	1	25-Jan-2022 21:29	190_CCV.d	AS CA FE K MG MN NA
CCB 16	1	25-Jan-2022 21:49	200_CCB.d	AS CA FE K MG MN NA
CCV 16	1	25-Jan-2022 21:58	202_CCV.d	AS CA FE K MG MN NA
CCV 17	1	25-Jan-2022 22:14	210_CCV.d	AS CA FE K MG MN NA
CCB 17	1	25-Jan-2022 22:16	211_CCB.d	AS CA FE K MG MN NA
CCV 18	1	25-Jan-2022 22:38	222_CCV.d	AS CA FE K MG MN NA
CCB 18	1	25-Jan-2022 22:39	223_CCB.d	AS CA FE K MG MN NA
CCV 19	1	25-Jan-2022 22:59	233_CCV.d	AS CA FE K MG MN NA
CCB 19	1	25-Jan-2022 23:01	234_CCB.d	AS CA FE K MG MN NA
MBLK-174679	1	25-Jan-2022 23:03	235SMPL.d	AS CA FE K MG MN NA
LCS-174679	1	25-Jan-2022 23:05	236SMPL.d	AS CA FE K MG MN NA
WG-1620-MW61A-20220111	1	25-Jan-2022 23:07	237SMPL.d	AS CA FE K MG MN NA
WG-1620-MW61A-20220111SD	5	25-Jan-2022 23:10	238SMPL.d	AS CA FE K MG MN NA

FORM 13 - ANALYSIS RUN LOG

Client: Golder Associates Inc.
Project: Houston TX-Wood Preserving Works
WorkOrder: HS22010501
Start Date: 25-Jan-2022 End Date: 26-Jan-2022

Run ID:ICPMS06_400932
Instrument:ICPMS06
Method:SW6020A

Sample No.	D/F	Time	FileID	Analytes
WG-1620-MW61A-20220111MS	1	25-Jan-2022 23:12	239SMPL.d	AS CA FE K MG MN NA
WG-1620-MW61A-20220111MSD	1	25-Jan-2022 23:14	240SMPL.d	AS CA FE K MG MN NA
WG-1620-MW61A-20220111PDS	1	25-Jan-2022 23:16	241SMPL.d	CA MG MN NA
CCV 20	1	25-Jan-2022 23:17	242_CCV.d	AS CA FE K MG MN NA
CCB 20	1	25-Jan-2022 23:19	243_CCB.d	AS CA FE K MG MN NA
WG-1620-FB05-20220111	1	25-Jan-2022 23:21	244SMPL.d	AS
WG-1620-MW61B-20220111	1	25-Jan-2022 23:23	245SMPL.d	AS
WG-1620-MW59B-20220111	1	25-Jan-2022 23:26	246SMPL.d	AS
WG-1620-MW33BR-20220111	1	25-Jan-2022 23:30	248SMPL.d	AS
WG-1620-MW71B-20220111	1	25-Jan-2022 23:32	249SMPL.d	AS
WG-1620-MW59A-20220111	1	25-Jan-2022 23:34	250SMPL.d	AS CA FE K MG MN NA
WG-1620-MW69A-20220111	1	25-Jan-2022 23:36	251SMPL.d	AS CA FE K MG MN NA
WG-1620-MW88A-20220111	1	25-Jan-2022 23:38	252SMPL.d	AS CA FE K MG MN NA
WG-1620-MW15A-20220111	1	25-Jan-2022 23:40	253SMPL.d	AS CA FE K MG MN NA
CCV 21	1	25-Jan-2022 23:42	254_CCV.d	AS CA FE K MG MN NA
CCB 21	1	25-Jan-2022 23:44	255_CCB.d	AS CA FE K MG MN NA
CCV 22	1	26-Jan-2022 00:06	266_CCV.d	AS CA FE K MG MN NA
CCB 22	1	26-Jan-2022 00:08	267_CCB.d	AS CA FE K MG MN NA
CCV 23	1	26-Jan-2022 00:10	268_CCV.d	AS CA FE K MG MN NA
CCB 23	1	26-Jan-2022 00:12	269_CCB.d	AS CA FE K MG MN NA
LLCCV2	1	26-Jan-2022 00:14	270LCV2.d	AS CA FE K MG MN NA
LLCCV5	1	26-Jan-2022 00:16	271LCV5.d	AS CA FE K MG MN NA
ICSA	1	26-Jan-2022 00:17	272ICSA.d	AS CA FE K MG MN NA
ICSAB	1	26-Jan-2022 00:20	273ICSB.d	AS CA FE K MG MN NA

CCB EXCEPTIONS REPORT

Client: Golder Associates Inc.
Project: Houston TX-Wood Preserving Works
WorkOrder: HS22010501

Run ID:ICPMS06_400932
Instrument:ICPMS06
Method:SW6020A

CCB 2	Date: 25-Jan-2022 12:42	Seq: 6475478	D/F: 1	Units: ug/L
Analyte	**Result**	**MDL**	**Report Limit**	
Sodium	54.88	14	200	

CCB 3	Date: 25-Jan-2022 13:17	Seq: 6475447	D/F: 1	Units: ug/L
Analyte	**Result**	**MDL**	**Report Limit**	
Sodium	16.56	14	200	

CCB 4	Date: 25-Jan-2022 13:41	Seq: 6475498	D/F: 1	Units: ug/L
Analyte	**Result**	**MDL**	**Report Limit**	
Sodium	48.3	14	200	

CCB 5	Date: 25-Jan-2022 14:36	Seq: 6475788	D/F: 1	Units: ug/L
Analyte	**Result**	**MDL**	**Report Limit**	
Sodium	36.32	14	200	

CCB 6	Date: 25-Jan-2022 15:01	Seq: 6475773	D/F: 1	Units: ug/L
Analyte	**Result**	**MDL**	**Report Limit**	
Sodium	43.69	14	200	

CCB 7	Date: 25-Jan-2022 15:31	Seq: 6476023	D/F: 1	Units: ug/L
Analyte	**Result**	**MDL**	**Report Limit**	
Sodium	46.72	14	200	

CCB 8	Date: 25-Jan-2022 16:13	Seq: 6476523	D/F: 1	Units: ug/L
Analyte	**Result**	**MDL**	**Report Limit**	
Sodium	47.14	14	200	

CCB 9	Date: 25-Jan-2022 16:39	Seq: 6476536	D/F: 1	Units: ug/L
Analyte	**Result**	**MDL**	**Report Limit**	
Sodium	37.76	14	200	

CCB 10	Date: 25-Jan-2022 17:03	Seq: 6476548	D/F: 1	Units: ug/L
Analyte	**Result**	**MDL**	**Report Limit**	
Potassium	-28.87	18	200	
Sodium	43.99	14	200	

CCB 11	Date: 25-Jan-2022 17:15	Seq: 6476554	D/F: 1	Units: ug/L
Analyte	**Result**	**MDL**	**Report Limit**	
Potassium	-25.19	18	200	
Sodium	41.67	14	200	

CCB 14	Date: 25-Jan-2022 20:40	Seq: 6477361	D/F: 1	Units: ug/L
Analyte	**Result**	**MDL**	**Report Limit**	
Sodium	98.78	14	200	

CCB 15	Date: 25-Jan-2022 21:14	Seq: 6477374	D/F: 1	Units: ug/L
Analyte	**Result**	**MDL**	**Report Limit**	
Potassium	21.5	18	200	
Sodium	161.1	14	200	

CCB 16	Date: 25-Jan-2022 21:49	Seq: 6477386	D/F: 1	Units: ug/L
Analyte	**Result**	**MDL**	**Report Limit**	
Potassium	28.98	18	200	

CCB EXCEPTIONS REPORT

Client: Golder Associates Inc.
Project: Houston TX-Wood Preserving Works
WorkOrder: HS22010501

Run ID:ICPMS06_400932
Instrument:ICPMS06
Method:SW6020A

Sodium	349.6	14	200

CCB 17 Date: 25-Jan-2022 22:16 Seq: 6477407 D/F: 1 Units: ug/L

Analyte	Result	MDL	Report Limit
Sodium	361	14	200

CCB 18 Date: 25-Jan-2022 22:39 Seq: 6477419 D/F: 1 Units: ug/L

Analyte	Result	MDL	Report Limit
Sodium	99.89	14	200

CCB 19 Date: 25-Jan-2022 23:01 Seq: 6477430 D/F: 1 Units: ug/L

Analyte	Result	MDL	Report Limit
Sodium	136.1	14	200

CCB 20 Date: 25-Jan-2022 23:19 Seq: 6477475 D/F: 1 Units: ug/L

Analyte	Result	MDL	Report Limit
Sodium	81.08	14	200

CCB 21 Date: 25-Jan-2022 23:44 Seq: 6477487 D/F: 1 Units: ug/L

Analyte	Result	MDL	Report Limit
Sodium	66.84	14	200

CCB 22 Date: 26-Jan-2022 00:08 Seq: 6477499 D/F: 1 Units: ug/L

Analyte	Result	MDL	Report Limit
Sodium	73.16	14	200

CCB 23 Date: 26-Jan-2022 00:12 Seq: 6477501 D/F: 1 Units: ug/L

Analyte	Result	MDL	Report Limit
Sodium	58.34	14	200

Client: Golder Associates Inc.
Project: Houston TX-Wood Preserving Works
Work Order: HS22010501

SAMPLE SUMMARY

Lab Samp ID	Client Sample ID	Matrix	TagNo	Collection Date	Date Received	Hold
HS22010501-01	WQ-1620-TB05-20220112	Water	CG-121321-155	11-Jan-2022 00:00	13-Jan-2022 11:23	☐
HS22010501-02	WG-1620-FB05-20220111	Water		11-Jan-2022 17:20	13-Jan-2022 11:23	☐
HS22010501-03	WG-1620-MW61B-20220111	Groundwater		12-Jan-2022 07:45	13-Jan-2022 11:23	☐
HS22010501-04	WG-1620-MW59B-20220111	Groundwater		12-Jan-2022 08:40	13-Jan-2022 11:23	☐
HS22010501-05	WG-1620-MW74B-20220111	Groundwater		12-Jan-2022 09:30	13-Jan-2022 11:23	☐
HS22010501-06	WG-1620-MW33BR-20220111	Groundwater		12-Jan-2022 10:20	13-Jan-2022 11:23	☐
HS22010501-07	WG-1620-MW71B-20220111	Groundwater		12-Jan-2022 11:05	13-Jan-2022 11:23	☐
HS22010501-08	WG-1620-MW61A-20220111	Groundwater		12-Jan-2022 12:50	13-Jan-2022 11:23	☐
HS22010501-09	WG-1620-MW59A-20220111	Groundwater		12-Jan-2022 13:40	13-Jan-2022 11:23	☐
HS22010501-10	WG-1620-MW69A-20220111	Groundwater		12-Jan-2022 14:30	13-Jan-2022 11:23	☐
HS22010501-11	WG-1620-MW88A-20220111	Groundwater		12-Jan-2022 15:35	13-Jan-2022 11:23	☐
HS22010501-12	WG-1620-MW15A-20220111	Groundwater		12-Jan-2022 16:30	13-Jan-2022 11:23	☐

Client:	Golder Associates Inc.	**ANALYTICAL REPORT**
Project:	Houston TX-Wood Preserving Works	WorkOrder:HS22010501
Sample ID:	WQ-1620-TB05-20220112	Lab ID:HS22010501-01
Collection Date:	11-Jan-2022 00:00	Matrix:Water

ANALYSES	RESULT	QUAL	SDL	MQL	UNITS	DILUTION FACTOR	DATE ANALYZED
LOW LEVEL VOLATILES BY SW8260C		**Method:SW8260**					Analyst: AKP
1,2-Dichloroethane	< 0.0010		0.0010	0.0050	mg/L	5	20-Jan-2022 10:44
Benzene	< 0.0010		0.0010	0.0050	mg/L	5	20-Jan-2022 10:44
Chlorobenzene	< 0.0015		0.0015	0.0050	mg/L	5	20-Jan-2022 10:44
Ethylbenzene	< 0.0015		0.0015	0.0050	mg/L	5	20-Jan-2022 10:44
Methylene chloride	< 0.0050		0.0050	0.010	mg/L	5	20-Jan-2022 10:44
Toluene	< 0.0010		0.0010	0.0050	mg/L	5	20-Jan-2022 10:44
Vinyl chloride	< 0.0010		0.0010	0.0050	mg/L	5	20-Jan-2022 10:44
Xylenes, Total	< 0.0015		0.0015	0.0050	mg/L	5	20-Jan-2022 10:44
Surr: 1,2-Dichloroethane-d4	*81.2*			*70-126*	*%REC*	*5*	*20-Jan-2022 10:44*
Surr: 4-Bromofluorobenzene	*82.0*			*81-113*	*%REC*	*5*	*20-Jan-2022 10:44*
Surr: Dibromofluoromethane	*91.9*			*77-123*	*%REC*	*5*	*20-Jan-2022 10:44*
Surr: Toluene-d8	*97.7*			*82-127*	*%REC*	*5*	*20-Jan-2022 10:44*

Note: See Qualifiers Page for a list of qualifiers and their explanation.

Client:	Golder Associates Inc.	**ANALYTICAL REPORT**
Project:	Houston TX-Wood Preserving Works	WorkOrder:HS22010501
Sample ID:	WG-1620-FB05-20220111	Lab ID:HS22010501-02
Collection Date:	11-Jan-2022 17:20	Matrix:Water

ANALYSES	RESULT	QUAL	SDL	MQL	UNITS	DILUTION FACTOR	DATE ANALYZED
LOW LEVEL VOLATILES BY SW8260C		**Method:SW8260**					Analyst: AKP
1,2-Dichloroethane	< 0.00020		0.00020	0.0010	mg/L	1	20-Jan-2022 11:05
Benzene	< 0.00020		0.00020	0.0010	mg/L	1	20-Jan-2022 11:05
Chlorobenzene	< 0.00030		0.00030	0.0010	mg/L	1	20-Jan-2022 11:05
Ethylbenzene	< 0.00030		0.00030	0.0010	mg/L	1	20-Jan-2022 11:05
Methylene chloride	< 0.0010		0.0010	0.0020	mg/L	1	20-Jan-2022 11:05
Toluene	< 0.00020		0.00020	0.0010	mg/L	1	20-Jan-2022 11:05
Xylenes, Total	< 0.00030		0.00030	0.0010	mg/L	1	20-Jan-2022 11:05
Surr: 1,2-Dichloroethane-d4	*79.9*			*70-126*	*%REC*	*1*	*20-Jan-2022 11:05*
Surr: 4-Bromofluorobenzene	*81.3*			*81-113*	*%REC*	*1*	*20-Jan-2022 11:05*
Surr: Dibromofluoromethane	*91.6*			*77-123*	*%REC*	*1*	*20-Jan-2022 11:05*
Surr: Toluene-d8	*98.6*			*82-127*	*%REC*	*1*	*20-Jan-2022 11:05*

Note: See Qualifiers Page for a list of qualifiers and their explanation.

Client:	Golder Associates Inc.	**ANALYTICAL REPORT**
Project:	Houston TX-Wood Preserving Works	WorkOrder:HS22010501
Sample ID:	WG-1620-FB05-20220111	Lab ID:HS22010501-02
Collection Date:	11-Jan-2022 17:20	Matrix:Water

ANALYSES	RESULT	QUAL	SDL	MQL	UNITS	DILUTION FACTOR	DATE ANALYZED
LOW-LEVEL SEMIVOLATILES BY 8270D		**Method:SW8270**			Prep:SW3510 / 18-Jan-2022		Analyst: GEY
1,2-Diphenylhydrazine	< 0.000021		0.000021	0.00020	mg/L	1	31-Jan-2022 20:31
2,4-Dimethylphenol	< 0.000040		0.000040	0.00020	mg/L	1	31-Jan-2022 20:31
2,4-Dinitrotoluene	< 0.000058		0.000058	0.00020	mg/L	1	31-Jan-2022 20:31
2,6-Dinitrotoluene	< 0.000042		0.000042	0.00020	mg/L	1	31-Jan-2022 20:31
2-Chloronaphthalene	< 0.000021		0.000021	0.00020	mg/L	1	31-Jan-2022 20:31
2-Methylnaphthalene	< 0.000019		0.000019	0.00010	mg/L	1	31-Jan-2022 20:31
4,6-Dinitro-2-methylphenol	< 0.000020		0.000020	0.00020	mg/L	1	31-Jan-2022 20:31
4-Nitrophenol	< 0.000047		0.000047	0.0010	mg/L	1	31-Jan-2022 20:31
Acenaphthene	< 0.000027		0.000027	0.00010	mg/L	1	31-Jan-2022 20:31
Acenaphthylene	< 0.000015		0.000015	0.00010	mg/L	1	31-Jan-2022 20:31
Anthracene	< 0.000014		0.000014	0.00010	mg/L	1	31-Jan-2022 20:31
Benz(a)anthracene	< 0.000050		0.000050	0.00010	mg/L	1	31-Jan-2022 20:31
Benzo(a)pyrene	< 0.000020		0.000020	0.00010	mg/L	1	31-Jan-2022 20:31
Bis(2-chloroethoxy)methane	< 0.000030		0.000030	0.00020	mg/L	1	31-Jan-2022 20:31
Bis(2-ethylhexyl)phthalate	< 0.000037		0.000037	0.00020	mg/L	1	31-Jan-2022 20:31
Chrysene	< 0.000021		0.000021	0.00010	mg/L	1	31-Jan-2022 20:31
Dibenzofuran	< 0.000020		0.000020	0.00010	mg/L	1	31-Jan-2022 20:31
Di-n-butyl phthalate	< 0.000020		0.000020	0.00020	mg/L	1	31-Jan-2022 20:31
Fluoranthene	< 0.000010		0.000010	0.00010	mg/L	1	31-Jan-2022 20:31
Fluorene	< 0.000030		0.000030	0.00010	mg/L	1	31-Jan-2022 20:31
Naphthalene	**0.00010**		**0.000020**	**0.00010**	**mg/L**	1	31-Jan-2022 20:31
Nitrobenzene	< 0.000024		0.000024	0.00020	mg/L	1	31-Jan-2022 20:31
N-Nitrosodiphenylamine	< 0.000025		0.000025	0.00020	mg/L	1	31-Jan-2022 20:31
Pentachlorophenol	< 0.000079		0.000079	0.00020	mg/L	1	31-Jan-2022 20:31
Phenanthrene	< 0.000021		0.000021	0.00010	mg/L	1	31-Jan-2022 20:31
Phenol	< 0.000035		0.000035	0.00020	mg/L	1	31-Jan-2022 20:31
Pyrene	< 0.000019		0.000019	0.00010	mg/L	1	31-Jan-2022 20:31
Surr: 2,4,6-Tribromophenol	*85.7*			*34-129*	*%REC*	*1*	*31-Jan-2022 20:31*
Surr: 2-Fluorobiphenyl	*88.9*			*40-125*	*%REC*	*1*	*31-Jan-2022 20:31*
Surr: 2-Fluorophenol	*89.5*			*20-120*	*%REC*	*1*	*31-Jan-2022 20:31*
Surr: 4-Terphenyl-d14	*110*			*40-135*	*%REC*	*1*	*31-Jan-2022 20:31*
Surr: Nitrobenzene-d5	*85.2*			*41-120*	*%REC*	*1*	*31-Jan-2022 20:31*
Surr: Phenol-d6	*81.7*			*20-120*	*%REC*	*1*	*31-Jan-2022 20:31*
ICP-MS METALS BY SW6020A		**Method:SW6020A**			Prep:SW3010A / 24-Jan-2022		Analyst: JHD
Arsenic	< 0.000400		0.000400	0.00200	mg/L	1	25-Jan-2022 23:21

Note: See Qualifiers Page for a list of qualifiers and their explanation.

Client:	Golder Associates Inc.	**ANALYTICAL REPORT**
Project:	Houston TX-Wood Preserving Works	WorkOrder:HS22010501
Sample ID:	WG-1620-MW61B-20220111	Lab ID:HS22010501-03
Collection Date:	12-Jan-2022 07:45	Matrix:Groundwater

ANALYSES	RESULT	QUAL	SDL	MQL	UNITS	DILUTION FACTOR	DATE ANALYZED
LOW LEVEL VOLATILES BY SW8260C		**Method:SW8260**					Analyst: AKP
1,2-Dichloroethane	< 0.00020		0.00020	0.0010	mg/L	1	24-Jan-2022 12:47
Benzene	< 0.00020		0.00020	0.0010	mg/L	1	24-Jan-2022 12:47
Chlorobenzene	< 0.00030		0.00030	0.0010	mg/L	1	24-Jan-2022 12:47
Ethylbenzene	< 0.00030		0.00030	0.0010	mg/L	1	24-Jan-2022 12:47
Methylene chloride	< 0.0010		0.0010	0.0020	mg/L	1	24-Jan-2022 12:47
Toluene	< 0.00020		0.00020	0.0010	mg/L	1	24-Jan-2022 12:47
Xylenes, Total	< 0.00030		0.00030	0.0010	mg/L	1	24-Jan-2022 12:47
Surr: 1,2-Dichloroethane-d4	*82.5*			*70-126*	*%REC*	*1*	*24-Jan-2022 12:47*
Surr: 4-Bromofluorobenzene	*81.3*			*81-113*	*%REC*	*1*	*24-Jan-2022 12:47*
Surr: Dibromofluoromethane	*94.1*			*77-123*	*%REC*	*1*	*24-Jan-2022 12:47*
Surr: Toluene-d8	*98.2*			*82-127*	*%REC*	*1*	*24-Jan-2022 12:47*

Note: See Qualifiers Page for a list of qualifiers and their explanation.

Client:	Golder Associates Inc.	**ANALYTICAL REPORT**
Project:	Houston TX-Wood Preserving Works	WorkOrder:HS22010501
Sample ID:	WG-1620-MW61B-20220111	Lab ID:HS22010501-03
Collection Date:	12-Jan-2022 07:45	Matrix:Groundwater

ANALYSES	RESULT	QUAL	SDL	MQL	UNITS	DILUTION FACTOR	DATE ANALYZED
LOW-LEVEL SEMIVOLATILES BY 8270D		**Method:SW8270**			Prep:SW3510 / 18-Jan-2022		Analyst: GEY
1,2-Diphenylhydrazine	< 0.000021		0.000021	0.00020	mg/L	1	31-Jan-2022 20:50
2,4-Dimethylphenol	< 0.000040		0.000040	0.00020	mg/L	1	31-Jan-2022 20:50
2,4-Dinitrotoluene	< 0.000058		0.000058	0.00020	mg/L	1	31-Jan-2022 20:50
2,6-Dinitrotoluene	< 0.000042		0.000042	0.00020	mg/L	1	31-Jan-2022 20:50
2-Chloronaphthalene	< 0.000021		0.000021	0.00020	mg/L	1	31-Jan-2022 20:50
2-Methylnaphthalene	< 0.000019		0.000019	0.00010	mg/L	1	31-Jan-2022 20:50
4,6-Dinitro-2-methylphenol	< 0.000020		0.000020	0.00020	mg/L	1	31-Jan-2022 20:50
4-Nitrophenol	< 0.000047		0.000047	0.0010	mg/L	1	31-Jan-2022 20:50
Acenaphthene	< 0.000027		0.000027	0.00010	mg/L	1	31-Jan-2022 20:50
Acenaphthylene	< 0.000015		0.000015	0.00010	mg/L	1	31-Jan-2022 20:50
Anthracene	< 0.000014		0.000014	0.00010	mg/L	1	31-Jan-2022 20:50
Benz(a)anthracene	< 0.000050		0.000050	0.00010	mg/L	1	31-Jan-2022 20:50
Benzo(a)pyrene	< 0.000020		0.000020	0.00010	mg/L	1	31-Jan-2022 20:50
Bis(2-chloroethoxy)methane	< 0.000030		0.000030	0.00020	mg/L	1	31-Jan-2022 20:50
Bis(2-ethylhexyl)phthalate	< 0.000037		0.000037	0.00020	mg/L	1	31-Jan-2022 20:50
Chrysene	< 0.000021		0.000021	0.00010	mg/L	1	31-Jan-2022 20:50
Dibenzofuran	< 0.000020		0.000020	0.00010	mg/L	1	31-Jan-2022 20:50
Di-n-butyl phthalate	< 0.000020		0.000020	0.00020	mg/L	1	31-Jan-2022 20:50
Fluoranthene	< 0.000010		0.000010	0.00010	mg/L	1	31-Jan-2022 20:50
Fluorene	< 0.000030		0.000030	0.00010	mg/L	1	31-Jan-2022 20:50
Naphthalene	**0.00011**		**0.000020**	**0.00010**	**mg/L**	1	31-Jan-2022 20:50
Nitrobenzene	< 0.000024		0.000024	0.00020	mg/L	1	31-Jan-2022 20:50
N-Nitrosodiphenylamine	< 0.000025		0.000025	0.00020	mg/L	1	31-Jan-2022 20:50
Pentachlorophenol	< 0.000079		0.000079	0.00020	mg/L	1	31-Jan-2022 20:50
Phenanthrene	**0.000065**	J	**0.000021**	**0.00010**	**mg/L**	1	31-Jan-2022 20:50
Phenol	< 0.000035		0.000035	0.00020	mg/L	1	31-Jan-2022 20:50
Pyrene	< 0.000019		0.000019	0.00010	mg/L	1	31-Jan-2022 20:50
Surr: 2,4,6-Tribromophenol	*83.5*			*34-129*	*%REC*	*1*	*31-Jan-2022 20:50*
Surr: 2-Fluorobiphenyl	*75.3*			*40-125*	*%REC*	*1*	*31-Jan-2022 20:50*
Surr: 2-Fluorophenol	*66.5*			*20-120*	*%REC*	*1*	*31-Jan-2022 20:50*
Surr: 4-Terphenyl-d14	*110*			*40-135*	*%REC*	*1*	*31-Jan-2022 20:50*
Surr: Nitrobenzene-d5	*64.7*			*41-120*	*%REC*	*1*	*31-Jan-2022 20:50*
Surr: Phenol-d6	*67.6*			*20-120*	*%REC*	*1*	*31-Jan-2022 20:50*
ICP-MS METALS BY SW6020A		**Method:SW6020A**			Prep:SW3010A / 24-Jan-2022		Analyst: JHD
Arsenic	**0.00302**		**0.000400**	**0.00200**	**mg/L**	1	25-Jan-2022 23:23

Note: See Qualifiers Page for a list of qualifiers and their explanation.

Client:	Golder Associates Inc.	**ANALYTICAL REPORT**
Project:	Houston TX-Wood Preserving Works	WorkOrder:HS22010501
Sample ID:	WG-1620-MW59B-20220111	Lab ID:HS22010501-04
Collection Date:	12-Jan-2022 08:40	Matrix:Groundwater

ANALYSES	RESULT	QUAL	SDL	MQL	UNITS	DILUTION FACTOR	DATE ANALYZED
LOW LEVEL VOLATILES BY SW8260C		**Method:SW8260**					Analyst: AKP
1,2-Dichloroethane	< 0.00020		0.00020	0.0010	mg/L	1	24-Jan-2022 13:08
Benzene	< 0.00020		0.00020	0.0010	mg/L	1	24-Jan-2022 13:08
Chlorobenzene	< 0.00030		0.00030	0.0010	mg/L	1	24-Jan-2022 13:08
Ethylbenzene	< 0.00030		0.00030	0.0010	mg/L	1	24-Jan-2022 13:08
Methylene chloride	< 0.0010		0.0010	0.0020	mg/L	1	24-Jan-2022 13:08
Toluene	< 0.00020		0.00020	0.0010	mg/L	1	24-Jan-2022 13:08
Xylenes, Total	< 0.00030		0.00030	0.0010	mg/L	1	24-Jan-2022 13:08
Surr: 1,2-Dichloroethane-d4	*81.9*			*70-126*	*%REC*	*1*	*24-Jan-2022 13:08*
Surr: 4-Bromofluorobenzene	*82.3*			*81-113*	*%REC*	*1*	*24-Jan-2022 13:08*
Surr: Dibromofluoromethane	*92.5*			*77-123*	*%REC*	*1*	*24-Jan-2022 13:08*
Surr: Toluene-d8	*97.5*			*82-127*	*%REC*	*1*	*24-Jan-2022 13:08*

Note: See Qualifiers Page for a list of qualifiers and their explanation.

Client:	Golder Associates Inc.	**ANALYTICAL REPORT**
Project:	Houston TX-Wood Preserving Works	WorkOrder:HS22010501
Sample ID:	WG-1620-MW59B-20220111	Lab ID:HS22010501-04
Collection Date:	12-Jan-2022 08:40	Matrix:Groundwater

ANALYSES	RESULT	QUAL	SDL	MQL	UNITS	DILUTION FACTOR	DATE ANALYZED
LOW-LEVEL SEMIVOLATILES BY 8270D		**Method:SW8270**			Prep:SW3510 / 18-Jan-2022		Analyst: GEY
1,2-Diphenylhydrazine	< 0.000021		0.000021	0.00020	mg/L	1	31-Jan-2022 21:08
2,4-Dimethylphenol	< 0.000040		0.000040	0.00020	mg/L	1	31-Jan-2022 21:08
2,4-Dinitrotoluene	< 0.000058		0.000058	0.00020	mg/L	1	31-Jan-2022 21:08
2,6-Dinitrotoluene	< 0.000042		0.000042	0.00020	mg/L	1	31-Jan-2022 21:08
2-Chloronaphthalene	< 0.000021		0.000021	0.00020	mg/L	1	31-Jan-2022 21:08
2-Methylnaphthalene	< 0.000019		0.000019	0.00010	mg/L	1	31-Jan-2022 21:08
4,6-Dinitro-2-methylphenol	< 0.000020		0.000020	0.00020	mg/L	1	31-Jan-2022 21:08
4-Nitrophenol	< 0.000047		0.000047	0.0010	mg/L	1	31-Jan-2022 21:08
Acenaphthene	< 0.000027		0.000027	0.00010	mg/L	1	31-Jan-2022 21:08
Acenaphthylene	< 0.000015		0.000015	0.00010	mg/L	1	31-Jan-2022 21:08
Anthracene	< 0.000014		0.000014	0.00010	mg/L	1	31-Jan-2022 21:08
Benz(a)anthracene	< 0.000050		0.000050	0.00010	mg/L	1	31-Jan-2022 21:08
Benzo(a)pyrene	< 0.000020		0.000020	0.00010	mg/L	1	31-Jan-2022 21:08
Bis(2-chloroethoxy)methane	< 0.000030		0.000030	0.00020	mg/L	1	31-Jan-2022 21:08
Bis(2-ethylhexyl)phthalate	< 0.000037		0.000037	0.00020	mg/L	1	31-Jan-2022 21:08
Chrysene	< 0.000021		0.000021	0.00010	mg/L	1	31-Jan-2022 21:08
Dibenzofuran	< 0.000020		0.000020	0.00010	mg/L	1	31-Jan-2022 21:08
Di-n-butyl phthalate	< 0.000020		0.000020	0.00020	mg/L	1	31-Jan-2022 21:08
Fluoranthene	< 0.000010		0.000010	0.00010	mg/L	1	31-Jan-2022 21:08
Fluorene	< 0.000030		0.000030	0.00010	mg/L	1	31-Jan-2022 21:08
Naphthalene	**0.00013**		**0.000020**	**0.00010**	**mg/L**	1	31-Jan-2022 21:08
Nitrobenzene	< 0.000024		0.000024	0.00020	mg/L	1	31-Jan-2022 21:08
N-Nitrosodiphenylamine	< 0.000025		0.000025	0.00020	mg/L	1	31-Jan-2022 21:08
Pentachlorophenol	< 0.000079		0.000079	0.00020	mg/L	1	31-Jan-2022 21:08
Phenanthrene	< 0.000021		0.000021	0.00010	mg/L	1	31-Jan-2022 21:08
Phenol	< 0.000035		0.000035	0.00020	mg/L	1	31-Jan-2022 21:08
Pyrene	< 0.000019		0.000019	0.00010	mg/L	1	31-Jan-2022 21:08
Surr: 2,4,6-Tribromophenol	*79.2*			*34-129*	*%REC*	*1*	*31-Jan-2022 21:08*
Surr: 2-Fluorobiphenyl	*74.8*			*40-125*	*%REC*	*1*	*31-Jan-2022 21:08*
Surr: 2-Fluorophenol	*70.5*			*20-120*	*%REC*	*1*	*31-Jan-2022 21:08*
Surr: 4-Terphenyl-d14	*103*			*40-135*	*%REC*	*1*	*31-Jan-2022 21:08*
Surr: Nitrobenzene-d5	*65.8*			*41-120*	*%REC*	*1*	*31-Jan-2022 21:08*
Surr: Phenol-d6	*68.9*			*20-120*	*%REC*	*1*	*31-Jan-2022 21:08*
ICP-MS METALS BY SW6020A		**Method:SW6020A**			Prep:SW3010A / 24-Jan-2022		Analyst: JHD
Arsenic	**0.00140**	J	**0.000400**	**0.00200**	**mg/L**	1	25-Jan-2022 23:26

Note: See Qualifiers Page for a list of qualifiers and their explanation.

Client:	Golder Associates Inc.	**ANALYTICAL REPORT**
Project:	Houston TX-Wood Preserving Works	WorkOrder:HS22010501
Sample ID:	WG-1620-MW74B-20220111	Lab ID:HS22010501-05
Collection Date:	12-Jan-2022 09:30	Matrix:Groundwater

ANALYSES	RESULT	QUAL	SDL	MQL	UNITS	DILUTION FACTOR	DATE ANALYZED
LOW LEVEL VOLATILES BY SW8260C		**Method:SW8260**					Analyst: AKP
1,2-Dichloroethane	< 0.0010		0.0010	0.0050	mg/L	5	24-Jan-2022 15:18
Benzene	**0.54**		**0.0010**	**0.0050**	**mg/L**	5	24-Jan-2022 15:18
Chlorobenzene	< 0.0015		0.0015	0.0050	mg/L	5	24-Jan-2022 15:18
Ethylbenzene	**0.15**		**0.0015**	**0.0050**	**mg/L**	5	24-Jan-2022 15:18
Methylene chloride	**0.0051**	J	**0.0050**	**0.010**	**mg/L**	5	24-Jan-2022 15:18
Toluene	**0.56**		**0.0010**	**0.0050**	**mg/L**	5	24-Jan-2022 15:18
Xylenes, Total	**0.41**		**0.0015**	**0.0050**	**mg/L**	5	24-Jan-2022 15:18
Surr: 1,2-Dichloroethane-d4	*83.2*			*70-126*	*%REC*	*5*	*24-Jan-2022 15:18*
Surr: 4-Bromofluorobenzene	*87.3*			*81-113*	*%REC*	*5*	*24-Jan-2022 15:18*
Surr: Dibromofluoromethane	*93.0*			*77-123*	*%REC*	*5*	*24-Jan-2022 15:18*
Surr: Toluene-d8	*93.8*			*82-127*	*%REC*	*5*	*24-Jan-2022 15:18*

Note: See Qualifiers Page for a list of qualifiers and their explanation.

Client:	Golder Associates Inc.	**ANALYTICAL REPORT**
Project:	Houston TX-Wood Preserving Works	WorkOrder:HS22010501
Sample ID:	WG-1620-MW74B-20220111	Lab ID:HS22010501-05
Collection Date:	12-Jan-2022 09:30	Matrix:Groundwater

ANALYSES	RESULT	QUAL	SDL	MQL	UNITS	DILUTION FACTOR	DATE ANALYZED
LOW-LEVEL SEMIVOLATILES BY 8270D		**Method:SW8270**			Prep:SW3510 / 18-Jan-2022		Analyst: GEY
1,2-Diphenylhydrazine	< 0.00021		0.00021	0.0020	mg/L	10	31-Jan-2022 21:27
2,4-Dimethylphenol	**2.7**		**0.040**	**0.20**	**mg/L**	1000	01-Feb-2022 17:06
2,4-Dinitrotoluene	< 0.00058		0.00058	0.0020	mg/L	10	31-Jan-2022 21:27
2,6-Dinitrotoluene	< 0.00042		0.00042	0.0020	mg/L	10	31-Jan-2022 21:27
2-Chloronaphthalene	< 0.00021		0.00021	0.0020	mg/L	10	31-Jan-2022 21:27
2-Methylnaphthalene	**2.5**		**0.019**	**0.10**	**mg/L**	1000	01-Feb-2022 17:06
4,6-Dinitro-2-methylphenol	< 0.00020		0.00020	0.0020	mg/L	10	31-Jan-2022 21:27
4-Nitrophenol	< 0.00047		0.00047	0.010	mg/L	10	31-Jan-2022 21:27
Acenaphthene	**1.9**		**0.027**	**0.10**	**mg/L**	1000	01-Feb-2022 17:06
Acenaphthylene	**0.042**		**0.00015**	**0.0010**	**mg/L**	10	31-Jan-2022 21:27
Anthracene	**0.85**		**0.0014**	**0.010**	**mg/L**	100	01-Feb-2022 16:48
Benz(a)anthracene	**0.29**		**0.0050**	**0.010**	**mg/L**	100	01-Feb-2022 16:48
Benzo(a)pyrene	**0.074**		**0.00020**	**0.0010**	**mg/L**	10	31-Jan-2022 21:27
Bis(2-chloroethoxy)methane	< 0.00030		0.00030	0.0020	mg/L	10	31-Jan-2022 21:27
Bis(2-ethylhexyl)phthalate	< 0.00037		0.00037	0.0020	mg/L	10	31-Jan-2022 21:27
Chrysene	**0.35**		**0.0021**	**0.010**	**mg/L**	100	01-Feb-2022 16:48
Dibenzofuran	**1.6**		**0.020**	**0.10**	**mg/L**	1000	01-Feb-2022 17:06
Di-n-butyl phthalate	< 0.00020		0.00020	0.0020	mg/L	10	31-Jan-2022 21:27
Fluoranthene	**1.9**		**0.010**	**0.10**	**mg/L**	1000	01-Feb-2022 17:06
Fluorene	**1.9**		**0.030**	**0.10**	**mg/L**	1000	01-Feb-2022 17:06
Naphthalene	**19**		**0.20**	**1.0**	**mg/L**	10000	02-Feb-2022 13:32
Nitrobenzene	< 0.00024		0.00024	0.0020	mg/L	10	31-Jan-2022 21:27
N-Nitrosodiphenylamine	< 0.00025		0.00025	0.0020	mg/L	10	31-Jan-2022 21:27
Pentachlorophenol	< 0.00079		0.00079	0.0020	mg/L	10	31-Jan-2022 21:27
Phenanthrene	**4.8**		**0.021**	**0.10**	**mg/L**	1000	01-Feb-2022 17:06
Phenol	**2.0**		**0.035**	**0.20**	**mg/L**	1000	01-Feb-2022 17:06
Pyrene	**1.2**		**0.019**	**0.10**	**mg/L**	1000	01-Feb-2022 17:06
Surr: 2,4,6-Tribromophenol	*0*	*JS*		*34-129*	*%REC*	*100*	*01-Feb-2022 16:48*
Surr: 2,4,6-Tribromophenol	*0*	*JS*		*34-129*	*%REC*	*1000*	*01-Feb-2022 17:06*
Surr: 2,4,6-Tribromophenol	*56.0*			*34-129*	*%REC*	*10*	*31-Jan-2022 21:27*
Surr: 2,4,6-Tribromophenol	*0*	*JS*		*34-129*	*%REC*	*10000*	*02-Feb-2022 13:32*
Surr: 2-Fluorobiphenyl	*0*	*JS*		*40-125*	*%REC*	*10000*	*02-Feb-2022 13:32*
Surr: 2-Fluorobiphenyl	*65.0*			*40-125*	*%REC*	*10*	*31-Jan-2022 21:27*
Surr: 2-Fluorobiphenyl	*0*	*JS*		*40-125*	*%REC*	*100*	*01-Feb-2022 16:48*
Surr: 2-Fluorobiphenyl	*0*	*JS*		*40-125*	*%REC*	*1000*	*01-Feb-2022 17:06*
Surr: 2-Fluorophenol	*0*	*JS*		*20-120*	*%REC*	*100*	*01-Feb-2022 16:48*
Surr: 2-Fluorophenol	*0*	*JS*		*20-120*	*%REC*	*1000*	*01-Feb-2022 17:06*
Surr: 2-Fluorophenol	*74.4*			*20-120*	*%REC*	*10*	*31-Jan-2022 21:27*
Surr: 2-Fluorophenol	*0*	*JS*		*20-120*	*%REC*	*10000*	*02-Feb-2022 13:32*

Note: See Qualifiers Page for a list of qualifiers and their explanation.

Client:	Golder Associates Inc.	**ANALYTICAL REPORT**
Project:	Houston TX-Wood Preserving Works	WorkOrder:HS22010501
Sample ID:	WG-1620-MW74B-20220111	Lab ID:HS22010501-05
Collection Date:	12-Jan-2022 09:30	Matrix:Groundwater

ANALYSES	RESULT	QUAL	SDL	MQL	UNITS	DILUTION FACTOR	DATE ANALYZED
LOW-LEVEL SEMIVOLATILES BY 8270D		**Method:SW8270**			Prep:SW3510 / 18-Jan-2022		Analyst: GEY
Surr: 4-Terphenyl-d14	*0*	*JS*		*40-135*	*%REC*	*10000*	*02-Feb-2022 13:32*
Surr: 4-Terphenyl-d14	*109*			*40-135*	*%REC*	*10*	*31-Jan-2022 21:27*
Surr: 4-Terphenyl-d14	*0*	*JS*		*40-135*	*%REC*	*100*	*01-Feb-2022 16:48*
Surr: 4-Terphenyl-d14	*0*	*JS*		*40-135*	*%REC*	*1000*	*01-Feb-2022 17:06*
Surr: Nitrobenzene-d5	*0*	*JS*		*41-120*	*%REC*	*100*	*01-Feb-2022 16:48*
Surr: Nitrobenzene-d5	*60.1*			*41-120*	*%REC*	*10*	*31-Jan-2022 21:27*
Surr: Nitrobenzene-d5	*0*	*JS*		*41-120*	*%REC*	*10000*	*02-Feb-2022 13:32*
Surr: Nitrobenzene-d5	*0*	*JS*		*41-120*	*%REC*	*1000*	*01-Feb-2022 17:06*
Surr: Phenol-d6	*0*	*JS*		*20-120*	*%REC*	*100*	*01-Feb-2022 16:48*
Surr: Phenol-d6	*0*	*JS*		*20-120*	*%REC*	*1000*	*01-Feb-2022 17:06*
Surr: Phenol-d6	*0*	*JS*		*20-120*	*%REC*	*10000*	*02-Feb-2022 13:32*
Surr: Phenol-d6	*45.4*			*20-120*	*%REC*	*10*	*31-Jan-2022 21:27*
ICP-MS METALS BY SW6020A		**Method:SW6020A**			Prep:SW3010A / 24-Jan-2022		Analyst: JHD
Arsenic	**0.00239**		**0.000400**	**0.00200**	**mg/L**	1	26-Jan-2022 15:23

Note: See Qualifiers Page for a list of qualifiers and their explanation.

Client:	Golder Associates Inc.	**ANALYTICAL REPORT**
Project:	Houston TX-Wood Preserving Works	WorkOrder:HS22010501
Sample ID:	WG-1620-MW33BR-20220111	Lab ID:HS22010501-06
Collection Date:	12-Jan-2022 10:20	Matrix:Groundwater

ANALYSES	RESULT	QUAL	SDL	MQL	UNITS	DILUTION FACTOR	DATE ANALYZED
LOW LEVEL VOLATILES BY SW8260C		**Method:SW8260**					Analyst: AKP
1,2-Dichloroethane	< 0.0010		0.0010	0.0050	mg/L	5	24-Jan-2022 16:05
Benzene	**0.073**		**0.0010**	**0.0050**	**mg/L**	5	24-Jan-2022 16:05
Chlorobenzene	< 0.0015		0.0015	0.0050	mg/L	5	24-Jan-2022 16:05
Ethylbenzene	**0.14**		**0.0015**	**0.0050**	**mg/L**	5	24-Jan-2022 16:05
Methylene chloride	**0.0064**	J	**0.0050**	**0.010**	**mg/L**	5	24-Jan-2022 16:05
Toluene	**0.0056**		**0.0010**	**0.0050**	**mg/L**	5	24-Jan-2022 16:05
Vinyl chloride	< 0.0010		0.0010	0.0050	mg/L	5	24-Jan-2022 16:05
Xylenes, Total	**0.030**		**0.0015**	**0.0050**	**mg/L**	5	24-Jan-2022 16:05
Surr: 1,2-Dichloroethane-d4	*83.1*			*70-126*	*%REC*	*5*	*24-Jan-2022 16:05*
Surr: 4-Bromofluorobenzene	*83.0*			*81-113*	*%REC*	*5*	*24-Jan-2022 16:05*
Surr: Dibromofluoromethane	*94.0*			*77-123*	*%REC*	*5*	*24-Jan-2022 16:05*
Surr: Toluene-d8	*96.6*			*82-127*	*%REC*	*5*	*24-Jan-2022 16:05*

Note: See Qualifiers Page for a list of qualifiers and their explanation.

Client:	Golder Associates Inc.	**ANALYTICAL REPORT**
Project:	Houston TX-Wood Preserving Works	WorkOrder:HS22010501
Sample ID:	WG-1620-MW33BR-20220111	Lab ID:HS22010501-06
Collection Date:	12-Jan-2022 10:20	Matrix:Groundwater

ANALYSES	RESULT	QUAL	SDL	MQL	UNITS	DILUTION FACTOR	DATE ANALYZED
LOW-LEVEL SEMIVOLATILES BY 8270D		**Method:SW8270**			Prep:SW3510 / 18-Jan-2022		Analyst: GEY
1,2-Diphenylhydrazine	< 0.000021		0.000021	0.00020	mg/L	1	31-Jan-2022 22:05
2,4-Dimethylphenol	**0.0064**		**0.00040**	**0.0020**	**mg/L**	10	01-Feb-2022 18:03
2,4-Dinitrotoluene	< 0.000058		0.000058	0.00020	mg/L	1	31-Jan-2022 22:05
2,6-Dinitrotoluene	< 0.000042		0.000042	0.00020	mg/L	1	31-Jan-2022 22:05
2-Chloronaphthalene	< 0.000021		0.000021	0.00020	mg/L	1	31-Jan-2022 22:05
2-Methylnaphthalene	**0.035**		**0.00019**	**0.0010**	**mg/L**	10	01-Feb-2022 18:03
4,6-Dinitro-2-methylphenol	< 0.000020		0.000020	0.00020	mg/L	1	31-Jan-2022 22:05
4-Nitrophenol	< 0.000047		0.000047	0.0010	mg/L	1	31-Jan-2022 22:05
Acenaphthene	**0.013**		**0.00027**	**0.0010**	**mg/L**	10	01-Feb-2022 18:03
Acenaphthylene	< 0.000015		0.000015	0.00010	mg/L	1	31-Jan-2022 22:05
Anthracene	**0.0018**		**0.000014**	**0.00010**	**mg/L**	1	31-Jan-2022 22:05
Benz(a)anthracene	**0.00064**		**0.000050**	**0.00010**	**mg/L**	1	31-Jan-2022 22:05
Benzo(a)pyrene	**0.00023**		**0.000020**	**0.00010**	**mg/L**	1	31-Jan-2022 22:05
Bis(2-chloroethoxy)methane	< 0.000030		0.000030	0.00020	mg/L	1	31-Jan-2022 22:05
Bis(2-ethylhexyl)phthalate	< 0.000037		0.000037	0.00020	mg/L	1	31-Jan-2022 22:05
Chrysene	**0.00084**		**0.000021**	**0.00010**	**mg/L**	1	31-Jan-2022 22:05
Dibenzofuran	**0.016**		**0.00020**	**0.0010**	**mg/L**	10	01-Feb-2022 18:03
Di-n-butyl phthalate	< 0.000020		0.000020	0.00020	mg/L	1	31-Jan-2022 22:05
Fluoranthene	**0.0033**		**0.000010**	**0.00010**	**mg/L**	1	31-Jan-2022 22:05
Fluorene	**0.0082**		**0.000030**	**0.00010**	**mg/L**	1	31-Jan-2022 22:05
Naphthalene	**1.2**		**0.020**	**0.10**	**mg/L**	1000	01-Feb-2022 18:41
Nitrobenzene	< 0.000024		0.000024	0.00020	mg/L	1	31-Jan-2022 22:05
N-Nitrosodiphenylamine	< 0.000025		0.000025	0.00020	mg/L	1	31-Jan-2022 22:05
Pentachlorophenol	< 0.000079		0.000079	0.00020	mg/L	1	31-Jan-2022 22:05
Phenanthrene	**0.0097**		**0.000021**	**0.00010**	**mg/L**	1	31-Jan-2022 22:05
Phenol	< 0.000035		0.000035	0.00020	mg/L	1	31-Jan-2022 22:05
Pyrene	**0.0021**		**0.000019**	**0.00010**	**mg/L**	1	31-Jan-2022 22:05
Surr: 2,4,6-Tribromophenol	*87.5*			*34-129*	*%REC*	*1*	*31-Jan-2022 22:05*
Surr: 2,4,6-Tribromophenol	*64.7*			*34-129*	*%REC*	*10*	*01-Feb-2022 18:03*
Surr: 2,4,6-Tribromophenol	*0*	*JS*		*34-129*	*%REC*	*1000*	*01-Feb-2022 18:41*
Surr: 2-Fluorobiphenyl	*0*	*JS*		*40-125*	*%REC*	*1000*	*01-Feb-2022 18:41*
Surr: 2-Fluorobiphenyl	*49.3*			*40-125*	*%REC*	*10*	*01-Feb-2022 18:03*
Surr: 2-Fluorobiphenyl	*61.5*			*40-125*	*%REC*	*1*	*31-Jan-2022 22:05*
Surr: 2-Fluorophenol	*62.2*			*20-120*	*%REC*	*1*	*31-Jan-2022 22:05*
Surr: 2-Fluorophenol	*44.5*			*20-120*	*%REC*	*10*	*01-Feb-2022 18:03*
Surr: 2-Fluorophenol	*0*	*JS*		*20-120*	*%REC*	*1000*	*01-Feb-2022 18:41*
Surr: 4-Terphenyl-d14	*0*	*JS*		*40-135*	*%REC*	*1000*	*01-Feb-2022 18:41*
Surr: 4-Terphenyl-d14	*75.1*			*40-135*	*%REC*	*10*	*01-Feb-2022 18:03*
Surr: 4-Terphenyl-d14	*90.7*			*40-135*	*%REC*	*1*	*31-Jan-2022 22:05*

Note: See Qualifiers Page for a list of qualifiers and their explanation.

Client:	Golder Associates Inc.	**ANALYTICAL REPORT**
Project:	Houston TX-Wood Preserving Works	WorkOrder:HS22010501
Sample ID:	WG-1620-MW33BR-20220111	Lab ID:HS22010501-06
Collection Date:	12-Jan-2022 10:20	Matrix:Groundwater

ANALYSES	RESULT	QUAL	SDL	MQL	UNITS	DILUTION FACTOR	DATE ANALYZED
LOW-LEVEL SEMIVOLATILES BY 8270D		**Method:SW8270**			Prep:SW3510 / 18-Jan-2022		Analyst: GEY
Surr: Nitrobenzene-d5	*95.3*			*41-120*	*%REC*	*1*	*31-Jan-2022 22:05*
Surr: Nitrobenzene-d5	*51.1*			*41-120*	*%REC*	*10*	*01-Feb-2022 18:03*
Surr: Nitrobenzene-d5	*0*	*JS*		*41-120*	*%REC*	*1000*	*01-Feb-2022 18:41*
Surr: Phenol-d6	*34.9*	*J*		*20-120*	*%REC*	*10*	*01-Feb-2022 18:03*
Surr: Phenol-d6	*0*	*JS*		*20-120*	*%REC*	*1000*	*01-Feb-2022 18:41*
Surr: Phenol-d6	*54.9*			*20-120*	*%REC*	*1*	*31-Jan-2022 22:05*
ICP-MS METALS BY SW6020A		**Method:SW6020A**			Prep:SW3010A / 24-Jan-2022		Analyst: JHD
Arsenic	**0.000972**	J	**0.000400**	**0.00200**	**mg/L**	1	25-Jan-2022 23:30

Note: See Qualifiers Page for a list of qualifiers and their explanation.

Client:	Golder Associates Inc.	**ANALYTICAL REPORT**
Project:	Houston TX-Wood Preserving Works	WorkOrder:HS22010501
Sample ID:	WG-1620-MW71B-20220111	Lab ID:HS22010501-07
Collection Date:	12-Jan-2022 11:05	Matrix:Groundwater

ANALYSES	RESULT	QUAL	SDL	MQL	UNITS	DILUTION FACTOR	DATE ANALYZED
LOW LEVEL VOLATILES BY SW8260C		**Method:SW8260**					Analyst: AKP
1,2-Dichloroethane	< 0.0020		0.0020	0.010	mg/L	10	24-Jan-2022 14:55
Benzene	**0.0055**	J	**0.0020**	**0.010**	**mg/L**	10	24-Jan-2022 14:55
Chlorobenzene	< 0.0030		0.0030	0.010	mg/L	10	24-Jan-2022 14:55
Ethylbenzene	< 0.0030		0.0030	0.010	mg/L	10	24-Jan-2022 14:55
Methylene chloride	**0.012**	J	**0.010**	**0.020**	**mg/L**	10	24-Jan-2022 14:55
Toluene	< 0.0020		0.0020	0.010	mg/L	10	24-Jan-2022 14:55
Xylenes, Total	< 0.0030		0.0030	0.010	mg/L	10	24-Jan-2022 14:55
Surr: 1,2-Dichloroethane-d4	*81.3*			*70-126*	*%REC*	*10*	*24-Jan-2022 14:55*
Surr: 4-Bromofluorobenzene	*80.7*	*S*		*81-113*	*%REC*	*10*	*24-Jan-2022 14:55*
Surr: Dibromofluoromethane	*92.9*			*77-123*	*%REC*	*10*	*24-Jan-2022 14:55*
Surr: Toluene-d8	*97.1*			*82-127*	*%REC*	*10*	*24-Jan-2022 14:55*

Note: See Qualifiers Page for a list of qualifiers and their explanation.

Client:	Golder Associates Inc.	**ANALYTICAL REPORT**
Project:	Houston TX-Wood Preserving Works	WorkOrder:HS22010501
Sample ID:	WG-1620-MW71B-20220111	Lab ID:HS22010501-07
Collection Date:	12-Jan-2022 11:05	Matrix:Groundwater

ANALYSES	RESULT	QUAL	SDL	MQL	UNITS	DILUTION FACTOR	DATE ANALYZED
LOW-LEVEL SEMIVOLATILES BY 8270D		**Method:SW8270**			Prep:SW3510 / 18-Jan-2022		Analyst: GEY
1,2-Diphenylhydrazine	< 0.000021		0.000021	0.00020	mg/L	1	01-Feb-2022 15:51
2,4-Dimethylphenol	**0.00073**		**0.000040**	**0.00020**	**mg/L**	1	01-Feb-2022 15:51
2,4-Dinitrotoluene	< 0.000058		0.000058	0.00020	mg/L	1	01-Feb-2022 15:51
2,6-Dinitrotoluene	< 0.000042		0.000042	0.00020	mg/L	1	01-Feb-2022 15:51
2-Chloronaphthalene	< 0.000021		0.000021	0.00020	mg/L	1	01-Feb-2022 15:51
2-Methylnaphthalene	< 0.000019		0.000019	0.00010	mg/L	1	01-Feb-2022 15:51
4,6-Dinitro-2-methylphenol	< 0.000020		0.000020	0.00020	mg/L	1	01-Feb-2022 15:51
4-Nitrophenol	< 0.000047		0.000047	0.0010	mg/L	1	01-Feb-2022 15:51
Acenaphthene	**0.0037**		**0.000027**	**0.00010**	**mg/L**	1	01-Feb-2022 15:51
Acenaphthylene	**0.000051**	J	**0.000015**	**0.00010**	**mg/L**	1	01-Feb-2022 15:51
Anthracene	**0.00057**		**0.000014**	**0.00010**	**mg/L**	1	01-Feb-2022 15:51
Benz(a)anthracene	**0.00028**		**0.000050**	**0.00010**	**mg/L**	1	01-Feb-2022 15:51
Benzo(a)pyrene	**0.00012**		**0.000020**	**0.00010**	**mg/L**	1	01-Feb-2022 15:51
Bis(2-chloroethoxy)methane	< 0.000030		0.000030	0.00020	mg/L	1	01-Feb-2022 15:51
Bis(2-ethylhexyl)phthalate	< 0.000037		0.000037	0.00020	mg/L	1	01-Feb-2022 15:51
Chrysene	**0.00031**		**0.000021**	**0.00010**	**mg/L**	1	01-Feb-2022 15:51
Dibenzofuran	**0.0028**		**0.000020**	**0.00010**	**mg/L**	1	01-Feb-2022 15:51
Di-n-butyl phthalate	< 0.000020		0.000020	0.00020	mg/L	1	01-Feb-2022 15:51
Fluoranthene	**0.00062**		**0.000010**	**0.00010**	**mg/L**	1	01-Feb-2022 15:51
Fluorene	**0.0028**		**0.000030**	**0.00010**	**mg/L**	1	01-Feb-2022 15:51
Naphthalene	**0.00034**		**0.000020**	**0.00010**	**mg/L**	1	01-Feb-2022 15:51
Nitrobenzene	< 0.000024		0.000024	0.00020	mg/L	1	01-Feb-2022 15:51
N-Nitrosodiphenylamine	< 0.000025		0.000025	0.00020	mg/L	1	01-Feb-2022 15:51
Pentachlorophenol	< 0.000079		0.000079	0.00020	mg/L	1	01-Feb-2022 15:51
Phenanthrene	**0.00064**		**0.000021**	**0.00010**	**mg/L**	1	01-Feb-2022 15:51
Phenol	< 0.000035		0.000035	0.00020	mg/L	1	01-Feb-2022 15:51
Pyrene	**0.00035**		**0.000019**	**0.00010**	**mg/L**	1	01-Feb-2022 15:51
Surr: 2,4,6-Tribromophenol	*96.9*			*34-129*	*%REC*	*1*	*01-Feb-2022 15:51*
Surr: 2-Fluorobiphenyl	*75.8*			*40-125*	*%REC*	*1*	*01-Feb-2022 15:51*
Surr: 2-Fluorophenol	*62.9*			*20-120*	*%REC*	*1*	*01-Feb-2022 15:51*
Surr: 4-Terphenyl-d14	*92.3*			*40-135*	*%REC*	*1*	*01-Feb-2022 15:51*
Surr: Nitrobenzene-d5	*66.7*			*41-120*	*%REC*	*1*	*01-Feb-2022 15:51*
Surr: Phenol-d6	*65.0*			*20-120*	*%REC*	*1*	*01-Feb-2022 15:51*
ICP-MS METALS BY SW6020A		**Method:SW6020A**			Prep:SW3010A / 24-Jan-2022		Analyst: JHD
Arsenic	**0.00120**	J	**0.000400**	**0.00200**	**mg/L**	1	25-Jan-2022 23:32

Note: See Qualifiers Page for a list of qualifiers and their explanation.

Client:	Golder Associates Inc.	**ANALYTICAL REPORT**
Project:	Houston TX-Wood Preserving Works	WorkOrder:HS22010501
Sample ID:	WG-1620-MW61A-20220111	Lab ID:HS22010501-08
Collection Date:	12-Jan-2022 12:50	Matrix:Groundwater

ANALYSES	RESULT	QUAL	SDL	MQL	UNITS	DILUTION FACTOR	DATE ANALYZED
LOW LEVEL VOLATILES BY SW8260C		**Method:SW8260**					Analyst: AKP
1,2-Dichloroethane	< 0.00020		0.00020	0.0010	mg/L	1	20-Jan-2022 22:17
Benzene	< 0.00020		0.00020	0.0010	mg/L	1	20-Jan-2022 22:17
Chlorobenzene	< 0.00030		0.00030	0.0010	mg/L	1	20-Jan-2022 22:17
Ethylbenzene	< 0.00030		0.00030	0.0010	mg/L	1	20-Jan-2022 22:17
Methylene chloride	< 0.0010		0.0010	0.0020	mg/L	1	20-Jan-2022 22:17
Toluene	< 0.00020		0.00020	0.0010	mg/L	1	20-Jan-2022 22:17
Xylenes, Total	< 0.00030		0.00030	0.0010	mg/L	1	20-Jan-2022 22:17
Surr: 1,2-Dichloroethane-d4	*81.1*			*70-126*	*%REC*	*1*	*20-Jan-2022 22:17*
Surr: 4-Bromofluorobenzene	*80.9*	*S*		*81-113*	*%REC*	*1*	*20-Jan-2022 22:17*
Surr: Dibromofluoromethane	*92.6*			*77-123*	*%REC*	*1*	*20-Jan-2022 22:17*
Surr: Toluene-d8	*97.3*			*82-127*	*%REC*	*1*	*20-Jan-2022 22:17*

Note: See Qualifiers Page for a list of qualifiers and their explanation.

Client:	Golder Associates Inc.	**ANALYTICAL REPORT**
Project:	Houston TX-Wood Preserving Works	WorkOrder:HS22010501
Sample ID:	WG-1620-MW61A-20220111	Lab ID:HS22010501-08
Collection Date:	12-Jan-2022 12:50	Matrix:Groundwater

ANALYSES	RESULT	QUAL	SDL	MQL	UNITS	DILUTION FACTOR	DATE ANALYZED
LOW-LEVEL SEMIVOLATILES BY 8270D		**Method:SW8270**			Prep:SW3510 / 18-Jan-2022		Analyst: GEY
1,2-Diphenylhydrazine	< 0.000021		0.000021	0.00020	mg/L	1	29-Jan-2022 16:57
2,4-Dimethylphenol	< 0.000040		0.000040	0.00020	mg/L	1	29-Jan-2022 16:57
2,4-Dinitrotoluene	< 0.000058		0.000058	0.00020	mg/L	1	29-Jan-2022 16:57
2,6-Dinitrotoluene	< 0.000042		0.000042	0.00020	mg/L	1	29-Jan-2022 16:57
2-Chloronaphthalene	< 0.000021		0.000021	0.00020	mg/L	1	29-Jan-2022 16:57
2-Methylnaphthalene	< 0.000019		0.000019	0.00010	mg/L	1	29-Jan-2022 16:57
4,6-Dinitro-2-methylphenol	< 0.000020		0.000020	0.00020	mg/L	1	29-Jan-2022 16:57
4-Nitrophenol	< 0.000047		0.000047	0.0010	mg/L	1	29-Jan-2022 16:57
Acenaphthene	< 0.000027		0.000027	0.00010	mg/L	1	29-Jan-2022 16:57
Acenaphthylene	< 0.000015		0.000015	0.00010	mg/L	1	29-Jan-2022 16:57
Anthracene	< 0.000014		0.000014	0.00010	mg/L	1	29-Jan-2022 16:57
Benz(a)anthracene	< 0.000050		0.000050	0.00010	mg/L	1	29-Jan-2022 16:57
Benzo(a)pyrene	< 0.000020		0.000020	0.00010	mg/L	1	29-Jan-2022 16:57
Bis(2-chloroethoxy)methane	< 0.000030		0.000030	0.00020	mg/L	1	29-Jan-2022 16:57
Bis(2-ethylhexyl)phthalate	**0.00011**	J	**0.000037**	**0.00020**	**mg/L**	1	29-Jan-2022 16:57
Chrysene	< 0.000021		0.000021	0.00010	mg/L	1	29-Jan-2022 16:57
Dibenzofuran	< 0.000020		0.000020	0.00010	mg/L	1	29-Jan-2022 16:57
Di-n-butyl phthalate	< 0.000020		0.000020	0.00020	mg/L	1	29-Jan-2022 16:57
Fluoranthene	**0.000030**	J	**0.000010**	**0.00010**	**mg/L**	1	29-Jan-2022 16:57
Fluorene	< 0.000030		0.000030	0.00010	mg/L	1	29-Jan-2022 16:57
Naphthalene	< 0.000020		0.000020	0.00010	mg/L	1	29-Jan-2022 16:57
Nitrobenzene	< 0.000024		0.000024	0.00020	mg/L	1	29-Jan-2022 16:57
N-Nitrosodiphenylamine	< 0.000025		0.000025	0.00020	mg/L	1	29-Jan-2022 16:57
Pentachlorophenol	< 0.000079		0.000079	0.00020	mg/L	1	29-Jan-2022 16:57
Phenanthrene	< 0.000021		0.000021	0.00010	mg/L	1	29-Jan-2022 16:57
Phenol	< 0.000035		0.000035	0.00020	mg/L	1	29-Jan-2022 16:57
Pyrene	< 0.000019		0.000019	0.00010	mg/L	1	29-Jan-2022 16:57
Surr: 2,4,6-Tribromophenol	*59.2*			*34-129*	*%REC*	*1*	*29-Jan-2022 16:57*
Surr: 2-Fluorobiphenyl	*66.9*			*40-125*	*%REC*	*1*	*29-Jan-2022 16:57*
Surr: 2-Fluorophenol	*57.9*			*20-120*	*%REC*	*1*	*29-Jan-2022 16:57*
Surr: 4-Terphenyl-d14	*93.6*			*40-135*	*%REC*	*1*	*29-Jan-2022 16:57*
Surr: Nitrobenzene-d5	*59.0*			*41-120*	*%REC*	*1*	*29-Jan-2022 16:57*
Surr: Phenol-d6	*50.7*			*20-120*	*%REC*	*1*	*29-Jan-2022 16:57*

Note: See Qualifiers Page for a list of qualifiers and their explanation.

Client:	Golder Associates Inc.	**ANALYTICAL REPORT**
Project:	Houston TX-Wood Preserving Works	WorkOrder:HS22010501
Sample ID:	WG-1620-MW61A-20220111	Lab ID:HS22010501-08
Collection Date:	12-Jan-2022 12:50	Matrix:Groundwater

ANALYSES	RESULT	QUAL	SDL	MQL	UNITS	DILUTION FACTOR	DATE ANALYZED
ICP-MS METALS BY SW6020A		**Method:SW6020A**			Prep:SW3010A / 24-Jan-2022		Analyst: JHD
Arsenic	**0.000598**	J	**0.000400**	**0.00200**	**mg/L**	1	25-Jan-2022 23:07
Calcium	**88.5**		**0.0340**	**0.500**	**mg/L**	1	25-Jan-2022 23:07
Iron	**0.683**		**0.0120**	**0.200**	**mg/L**	1	25-Jan-2022 23:07
Magnesium	**25.4**		**0.0100**	**0.200**	**mg/L**	1	25-Jan-2022 23:07
Manganese	**0.410**		**0.000700**	**0.00500**	**mg/L**	1	25-Jan-2022 23:07
Potassium	**1.20**		**0.0180**	**0.200**	**mg/L**	1	25-Jan-2022 23:07
Sodium	**80.6**		**0.0140**	**0.200**	**mg/L**	1	25-Jan-2022 23:07
ALKALINITY BY SM 2320B-2011		**Method:SM2320B**					Analyst: TH
Alkalinity, Bicarbonate (As CaCO3)	**429**		**5.00**	**5.00**	**mg/L**	1	21-Jan-2022 14:18
Alkalinity, Carbonate (As CaCO3)	< 5.00		5.00	5.00	mg/L	1	21-Jan-2022 14:18
Alkalinity, Total (As CaCO3)	**429**		**5.00**	**5.00**	**mg/L**	1	21-Jan-2022 14:18
ANIONS BY SW9056A		**Method:SW9056**					Analyst: YP
Chloride	**14.4**		**0.200**	**0.500**	**mg/L**	1	13-Jan-2022 18:31
Fluoride	**1.12**		**0.0500**	**0.100**	**mg/L**	1	13-Jan-2022 18:31
Nitrogen, Nitrate (As N)	**0.120**		**0.0300**	**0.100**	**mg/L**	1	13-Jan-2022 18:31
Nitrogen, Nitrite (As N)	**0.227**		**0.0300**	**0.100**	**mg/L**	1	13-Jan-2022 18:31
Sulfate	**65.0**		**0.200**	**0.500**	**mg/L**	1	13-Jan-2022 18:31
Nitrate/Nitrite (as N)	**0.346**		**0.0300**	**0.100**	**mg/L**	1	13-Jan-2022 18:31

Note: See Qualifiers Page for a list of qualifiers and their explanation.

Client:	Golder Associates Inc.	**ANALYTICAL REPORT**
Project:	Houston TX-Wood Preserving Works	WorkOrder:HS22010501
Sample ID:	WG-1620-MW59A-20220111	Lab ID:HS22010501-09
Collection Date:	12-Jan-2022 13:40	Matrix:Groundwater

ANALYSES	RESULT	QUAL	SDL	MQL	UNITS	DILUTION FACTOR	DATE ANALYZED
LOW LEVEL VOLATILES BY SW8260C		**Method:SW8260**					Analyst: AKP
1,2-Dichloroethane	< 0.00020		0.00020	0.0010	mg/L	1	24-Jan-2022 13:29
Benzene	< 0.00020		0.00020	0.0010	mg/L	1	24-Jan-2022 13:29
Chlorobenzene	< 0.00030		0.00030	0.0010	mg/L	1	24-Jan-2022 13:29
Ethylbenzene	< 0.00030		0.00030	0.0010	mg/L	1	24-Jan-2022 13:29
Methylene chloride	< 0.0010		0.0010	0.0020	mg/L	1	24-Jan-2022 13:29
Toluene	< 0.00020		0.00020	0.0010	mg/L	1	24-Jan-2022 13:29
Xylenes, Total	< 0.00030		0.00030	0.0010	mg/L	1	24-Jan-2022 13:29
Surr: 1,2-Dichloroethane-d4	*82.3*			*70-126*	*%REC*	*1*	*24-Jan-2022 13:29*
Surr: 4-Bromofluorobenzene	*80.6*	*S*		*81-113*	*%REC*	*1*	*24-Jan-2022 13:29*
Surr: Dibromofluoromethane	*94.6*			*77-123*	*%REC*	*1*	*24-Jan-2022 13:29*
Surr: Toluene-d8	*97.7*			*82-127*	*%REC*	*1*	*24-Jan-2022 13:29*

Note: See Qualifiers Page for a list of qualifiers and their explanation.

Client:	Golder Associates Inc.	**ANALYTICAL REPORT**
Project:	Houston TX-Wood Preserving Works	WorkOrder:HS22010501
Sample ID:	WG-1620-MW59A-20220111	Lab ID:HS22010501-09
Collection Date:	12-Jan-2022 13:40	Matrix:Groundwater

ANALYSES	RESULT	QUAL	SDL	MQL	UNITS	DILUTION FACTOR	DATE ANALYZED
LOW-LEVEL SEMIVOLATILES BY 8270D		**Method:SW8270**			Prep:SW3510 / 18-Jan-2022		Analyst: GEY
1,2-Diphenylhydrazine	< 0.000021		0.000021	0.00020	mg/L	1	01-Feb-2022 16:10
2,4-Dimethylphenol	**0.000050**	J	**0.000040**	**0.00020**	**mg/L**	1	01-Feb-2022 16:10
2,4-Dinitrotoluene	< 0.000058		0.000058	0.00020	mg/L	1	01-Feb-2022 16:10
2,6-Dinitrotoluene	< 0.000042		0.000042	0.00020	mg/L	1	01-Feb-2022 16:10
2-Chloronaphthalene	< 0.000021		0.000021	0.00020	mg/L	1	01-Feb-2022 16:10
2-Methylnaphthalene	**0.000069**	J	**0.000019**	**0.00010**	**mg/L**	1	01-Feb-2022 16:10
4,6-Dinitro-2-methylphenol	< 0.000020		0.000020	0.00020	mg/L	1	01-Feb-2022 16:10
4-Nitrophenol	< 0.000047		0.000047	0.0010	mg/L	1	01-Feb-2022 16:10
Acenaphthene	**0.00013**		**0.000027**	**0.00010**	**mg/L**	1	01-Feb-2022 16:10
Acenaphthylene	< 0.000015		0.000015	0.00010	mg/L	1	01-Feb-2022 16:10
Anthracene	**0.000037**	J	**0.000014**	**0.00010**	**mg/L**	1	01-Feb-2022 16:10
Benz(a)anthracene	< 0.000050		0.000050	0.00010	mg/L	1	01-Feb-2022 16:10
Benzo(a)pyrene	< 0.000020		0.000020	0.00010	mg/L	1	01-Feb-2022 16:10
Bis(2-chloroethoxy)methane	< 0.000030		0.000030	0.00020	mg/L	1	01-Feb-2022 16:10
Bis(2-ethylhexyl)phthalate	**0.000056**	J	**0.000037**	**0.00020**	**mg/L**	1	01-Feb-2022 16:10
Chrysene	< 0.000021		0.000021	0.00010	mg/L	1	01-Feb-2022 16:10
Dibenzofuran	**0.000061**	J	**0.000020**	**0.00010**	**mg/L**	1	01-Feb-2022 16:10
Di-n-butyl phthalate	< 0.000020		0.000020	0.00020	mg/L	1	01-Feb-2022 16:10
Fluoranthene	**0.00011**		**0.000010**	**0.00010**	**mg/L**	1	01-Feb-2022 16:10
Fluorene	**0.00011**		**0.000030**	**0.00010**	**mg/L**	1	01-Feb-2022 16:10
Naphthalene	**0.00030**		**0.000020**	**0.00010**	**mg/L**	1	01-Feb-2022 16:10
Nitrobenzene	< 0.000024		0.000024	0.00020	mg/L	1	01-Feb-2022 16:10
N-Nitrosodiphenylamine	< 0.000025		0.000025	0.00020	mg/L	1	01-Feb-2022 16:10
Pentachlorophenol	< 0.000079		0.000079	0.00020	mg/L	1	01-Feb-2022 16:10
Phenanthrene	**0.00023**		**0.000021**	**0.00010**	**mg/L**	1	01-Feb-2022 16:10
Phenol	< 0.000035		0.000035	0.00020	mg/L	1	01-Feb-2022 16:10
Pyrene	**0.000074**	J	**0.000019**	**0.00010**	**mg/L**	1	01-Feb-2022 16:10
Surr: 2,4,6-Tribromophenol	*77.4*			*34-129*	*%REC*	*1*	*01-Feb-2022 16:10*
Surr: 2-Fluorobiphenyl	*71.5*			*40-125*	*%REC*	*1*	*01-Feb-2022 16:10*
Surr: 2-Fluorophenol	*61.2*			*20-120*	*%REC*	*1*	*01-Feb-2022 16:10*
Surr: 4-Terphenyl-d14	*89.7*			*40-135*	*%REC*	*1*	*01-Feb-2022 16:10*
Surr: Nitrobenzene-d5	*63.9*			*41-120*	*%REC*	*1*	*01-Feb-2022 16:10*
Surr: Phenol-d6	*66.1*			*20-120*	*%REC*	*1*	*01-Feb-2022 16:10*

Note: See Qualifiers Page for a list of qualifiers and their explanation.

Client:	Golder Associates Inc.	**ANALYTICAL REPORT**
Project:	Houston TX-Wood Preserving Works	WorkOrder:HS22010501
Sample ID:	WG-1620-MW59A-20220111	Lab ID:HS22010501-09
Collection Date:	12-Jan-2022 13:40	Matrix:Groundwater

ANALYSES	RESULT	QUAL	SDL	MQL	UNITS	DILUTION FACTOR	DATE ANALYZED
ICP-MS METALS BY SW6020A		**Method:SW6020A**			Prep:SW3010A / 24-Jan-2022		Analyst: JHD
Arsenic	**0.00565**		**0.000400**	**0.00200**	**mg/L**	1	25-Jan-2022 23:34
Calcium	**42.0**		**0.0340**	**0.500**	**mg/L**	1	25-Jan-2022 23:34
Iron	**1.12**		**0.0120**	**0.200**	**mg/L**	1	25-Jan-2022 23:34
Magnesium	**11.5**		**0.0100**	**0.200**	**mg/L**	1	25-Jan-2022 23:34
Manganese	**0.425**		**0.000700**	**0.00500**	**mg/L**	1	25-Jan-2022 23:34
Potassium	**1.82**		**0.0180**	**0.200**	**mg/L**	1	25-Jan-2022 23:34
Sodium	**52.0**		**0.0140**	**0.200**	**mg/L**	1	25-Jan-2022 23:34
ALKALINITY BY SM 2320B-2011		**Method:SM2320B**					Analyst: TH
Alkalinity, Bicarbonate (As CaCO3)	**253**		**5.00**	**5.00**	**mg/L**	1	21-Jan-2022 14:31
Alkalinity, Carbonate (As CaCO3)	< 5.00		5.00	5.00	mg/L	1	21-Jan-2022 14:31
Alkalinity, Total (As CaCO3)	**253**		**5.00**	**5.00**	**mg/L**	1	21-Jan-2022 14:31
ANIONS BY SW9056A		**Method:SW9056**					Analyst: YP
Chloride	**15.3**		**0.200**	**0.500**	**mg/L**	1	13-Jan-2022 18:53
Fluoride	**0.368**		**0.0500**	**0.100**	**mg/L**	1	13-Jan-2022 18:53
Nitrogen, Nitrate (As N)	**0.0581**	J	**0.0300**	**0.100**	**mg/L**	1	13-Jan-2022 18:53
Nitrogen, Nitrite (As N)	**0.190**		**0.0300**	**0.100**	**mg/L**	1	13-Jan-2022 18:53
Sulfate	**23.7**		**0.200**	**0.500**	**mg/L**	1	13-Jan-2022 18:53
Nitrate/Nitrite (as N)	**0.248**		**0.0300**	**0.100**	**mg/L**	1	13-Jan-2022 18:53

Note: See Qualifiers Page for a list of qualifiers and their explanation.

Client:	Golder Associates Inc.	**ANALYTICAL REPORT**
Project:	Houston TX-Wood Preserving Works	WorkOrder:HS22010501
Sample ID:	WG-1620-MW69A-20220111	Lab ID:HS22010501-10
Collection Date:	12-Jan-2022 14:30	Matrix:Groundwater

ANALYSES	RESULT	QUAL	SDL	MQL	UNITS	DILUTION FACTOR	DATE ANALYZED
LOW LEVEL VOLATILES BY SW8260C		**Method:SW8260**					Analyst: AKP
1,2-Dichloroethane	< 0.00020		0.00020	0.0010	mg/L	1	24-Jan-2022 13:50
Benzene	< 0.00020		0.00020	0.0010	mg/L	1	24-Jan-2022 13:50
Chlorobenzene	< 0.00030		0.00030	0.0010	mg/L	1	24-Jan-2022 13:50
Ethylbenzene	< 0.00030		0.00030	0.0010	mg/L	1	24-Jan-2022 13:50
Methylene chloride	< 0.0010		0.0010	0.0020	mg/L	1	24-Jan-2022 13:50
Toluene	< 0.00020		0.00020	0.0010	mg/L	1	24-Jan-2022 13:50
Xylenes, Total	< 0.00030		0.00030	0.0010	mg/L	1	24-Jan-2022 13:50
Surr: 1,2-Dichloroethane-d4	*83.6*			*70-126*	*%REC*	*1*	*24-Jan-2022 13:50*
Surr: 4-Bromofluorobenzene	*79.7*	*S*		*81-113*	*%REC*	*1*	*24-Jan-2022 13:50*
Surr: Dibromofluoromethane	*95.2*			*77-123*	*%REC*	*1*	*24-Jan-2022 13:50*
Surr: Toluene-d8	*98.3*			*82-127*	*%REC*	*1*	*24-Jan-2022 13:50*

Note: See Qualifiers Page for a list of qualifiers and their explanation.

Client:	Golder Associates Inc.	**ANALYTICAL REPORT**
Project:	Houston TX-Wood Preserving Works	WorkOrder:HS22010501
Sample ID:	WG-1620-MW69A-20220111	Lab ID:HS22010501-10
Collection Date:	12-Jan-2022 14:30	Matrix:Groundwater

ANALYSES	RESULT	QUAL	SDL	MQL	UNITS	DILUTION FACTOR	DATE ANALYZED
LOW-LEVEL SEMIVOLATILES BY 8270D		**Method:SW8270**			Prep:SW3510 / 18-Jan-2022		Analyst: GEY
1,2-Diphenylhydrazine	< 0.00021		0.00021	0.0020	mg/L	10	01-Feb-2022 17:25
2,4-Dimethylphenol	**0.026**		**0.00040**	**0.0020**	**mg/L**	10	01-Feb-2022 17:25
2,4-Dinitrotoluene	< 0.00058		0.00058	0.0020	mg/L	10	01-Feb-2022 17:25
2,6-Dinitrotoluene	< 0.00042		0.00042	0.0020	mg/L	10	01-Feb-2022 17:25
2-Chloronaphthalene	< 0.00021		0.00021	0.0020	mg/L	10	01-Feb-2022 17:25
2-Methylnaphthalene	**0.024**		**0.00019**	**0.0010**	**mg/L**	10	01-Feb-2022 17:25
4,6-Dinitro-2-methylphenol	**0.0021**		**0.00020**	**0.0020**	**mg/L**	10	01-Feb-2022 17:25
4-Nitrophenol	< 0.00047		0.00047	0.010	mg/L	10	01-Feb-2022 17:25
Acenaphthene	**0.019**		**0.00027**	**0.0010**	**mg/L**	10	01-Feb-2022 17:25
Acenaphthylene	< 0.00015		0.00015	0.0010	mg/L	10	01-Feb-2022 17:25
Anthracene	**0.0085**		**0.00014**	**0.0010**	**mg/L**	10	01-Feb-2022 17:25
Benz(a)anthracene	**0.0033**		**0.00050**	**0.0010**	**mg/L**	10	01-Feb-2022 17:25
Benzo(a)pyrene	**0.00085**	J	**0.00020**	**0.0010**	**mg/L**	10	01-Feb-2022 17:25
Bis(2-chloroethoxy)methane	< 0.00030		0.00030	0.0020	mg/L	10	01-Feb-2022 17:25
Bis(2-ethylhexyl)phthalate	< 0.00037		0.00037	0.0020	mg/L	10	01-Feb-2022 17:25
Chrysene	**0.0030**		**0.00021**	**0.0010**	**mg/L**	10	01-Feb-2022 17:25
Dibenzofuran	**0.016**		**0.00020**	**0.0010**	**mg/L**	10	01-Feb-2022 17:25
Di-n-butyl phthalate	< 0.00020		0.00020	0.0020	mg/L	10	01-Feb-2022 17:25
Fluoranthene	**0.021**		**0.00010**	**0.0010**	**mg/L**	10	01-Feb-2022 17:25
Fluorene	**0.018**		**0.00030**	**0.0010**	**mg/L**	10	01-Feb-2022 17:25
Naphthalene	**0.13**		**0.0020**	**0.010**	**mg/L**	100	01-Feb-2022 17:44
Nitrobenzene	< 0.00024		0.00024	0.0020	mg/L	10	01-Feb-2022 17:25
N-Nitrosodiphenylamine	< 0.00025		0.00025	0.0020	mg/L	10	01-Feb-2022 17:25
Pentachlorophenol	< 0.00079		0.00079	0.0020	mg/L	10	01-Feb-2022 17:25
Phenanthrene	**0.047**		**0.00021**	**0.0010**	**mg/L**	10	01-Feb-2022 17:25
Phenol	**0.019**		**0.00035**	**0.0020**	**mg/L**	10	01-Feb-2022 17:25
Pyrene	**0.013**		**0.00019**	**0.0010**	**mg/L**	10	01-Feb-2022 17:25
Surr: 2,4,6-Tribromophenol	*0*	*JS*		*34-129*	*%REC*	*100*	*01-Feb-2022 17:44*
Surr: 2,4,6-Tribromophenol	*68.8*			*34-129*	*%REC*	*10*	*01-Feb-2022 17:25*
Surr: 2-Fluorobiphenyl	*52.6*			*40-125*	*%REC*	*10*	*01-Feb-2022 17:25*
Surr: 2-Fluorobiphenyl	*0*	*JS*		*40-125*	*%REC*	*100*	*01-Feb-2022 17:44*
Surr: 2-Fluorophenol	*0*	*JS*		*20-120*	*%REC*	*100*	*01-Feb-2022 17:44*
Surr: 2-Fluorophenol	*39.7*	*J*		*20-120*	*%REC*	*10*	*01-Feb-2022 17:25*
Surr: 4-Terphenyl-d14	*83.0*			*40-135*	*%REC*	*10*	*01-Feb-2022 17:25*
Surr: 4-Terphenyl-d14	*0*	*JS*		*40-135*	*%REC*	*100*	*01-Feb-2022 17:44*
Surr: Nitrobenzene-d5	*50.1*			*41-120*	*%REC*	*10*	*01-Feb-2022 17:25*
Surr: Nitrobenzene-d5	*0*	*JS*		*41-120*	*%REC*	*100*	*01-Feb-2022 17:44*
Surr: Phenol-d6	*52.0*			*20-120*	*%REC*	*10*	*01-Feb-2022 17:25*
Surr: Phenol-d6	*0*	*JS*		*20-120*	*%REC*	*100*	*01-Feb-2022 17:44*

Note: See Qualifiers Page for a list of qualifiers and their explanation.

Client:	Golder Associates Inc.	**ANALYTICAL REPORT**
Project:	Houston TX-Wood Preserving Works	WorkOrder:HS22010501
Sample ID:	WG-1620-MW69A-20220111	Lab ID:HS22010501-10
Collection Date:	12-Jan-2022 14:30	Matrix:Groundwater

ANALYSES	RESULT	QUAL	SDL	MQL	UNITS	DILUTION FACTOR	DATE ANALYZED
ICP-MS METALS BY SW6020A		**Method:SW6020A**			Prep:SW3010A / 24-Jan-2022		Analyst: JHD
Arsenic	**0.0189**		**0.000400**	**0.00200**	**mg/L**	1	25-Jan-2022 23:36
Calcium	**63.4**		**0.0340**	**0.500**	**mg/L**	1	25-Jan-2022 23:36
Iron	**4.61**		**0.0120**	**0.200**	**mg/L**	1	25-Jan-2022 23:36
Magnesium	**27.1**		**0.0100**	**0.200**	**mg/L**	1	25-Jan-2022 23:36
Manganese	**1.04**		**0.000700**	**0.00500**	**mg/L**	1	25-Jan-2022 23:36
Potassium	**0.414**		**0.0180**	**0.200**	**mg/L**	1	25-Jan-2022 23:36
Sodium	**23.4**		**0.0140**	**0.200**	**mg/L**	1	25-Jan-2022 23:36
ALKALINITY BY SM 2320B-2011		**Method:SM2320B**					Analyst: TH
Alkalinity, Bicarbonate (As CaCO3)	**321**		**5.00**	**5.00**	**mg/L**	1	21-Jan-2022 14:37
Alkalinity, Carbonate (As CaCO3)	< 5.00		5.00	5.00	mg/L	1	21-Jan-2022 14:37
Alkalinity, Total (As CaCO3)	**321**		**5.00**	**5.00**	**mg/L**	1	21-Jan-2022 14:37
ANIONS BY SW9056A		**Method:SW9056**					Analyst: YP
Chloride	**9.30**		**0.200**	**0.500**	**mg/L**	1	13-Jan-2022 19:01
Fluoride	**1.06**		**0.0500**	**0.100**	**mg/L**	1	13-Jan-2022 19:01
Nitrogen, Nitrate (As N)	**0.257**		**0.0300**	**0.100**	**mg/L**	1	13-Jan-2022 19:01
Nitrogen, Nitrite (As N)	**0.244**		**0.0300**	**0.100**	**mg/L**	1	13-Jan-2022 19:01
Sulfate	**1.43**		**0.200**	**0.500**	**mg/L**	1	13-Jan-2022 19:01
Nitrate/Nitrite (as N)	**0.502**		**0.0300**	**0.100**	**mg/L**	1	13-Jan-2022 19:01

Note: See Qualifiers Page for a list of qualifiers and their explanation.

Client:	Golder Associates Inc.	**ANALYTICAL REPORT**
Project:	Houston TX-Wood Preserving Works	WorkOrder:HS22010501
Sample ID:	WG-1620-MW88A-20220111	Lab ID:HS22010501-11
Collection Date:	12-Jan-2022 15:35	Matrix:Groundwater

ANALYSES	RESULT	QUAL	SDL	MQL	UNITS	DILUTION FACTOR	DATE ANALYZED
LOW LEVEL VOLATILES BY SW8260C		**Method:SW8260**					Analyst: AKP
1,2-Dichloroethane	< 0.00020		0.00020	0.0010	mg/L	1	24-Jan-2022 14:11
Benzene	< 0.00020		0.00020	0.0010	mg/L	1	24-Jan-2022 14:11
Chlorobenzene	< 0.00030		0.00030	0.0010	mg/L	1	24-Jan-2022 14:11
Ethylbenzene	< 0.00030		0.00030	0.0010	mg/L	1	24-Jan-2022 14:11
Methylene chloride	< 0.0010		0.0010	0.0020	mg/L	1	24-Jan-2022 14:11
Toluene	< 0.00020		0.00020	0.0010	mg/L	1	24-Jan-2022 14:11
Xylenes, Total	< 0.00030		0.00030	0.0010	mg/L	1	24-Jan-2022 14:11
Surr: 1,2-Dichloroethane-d4	*81.1*			*70-126*	*%REC*	*1*	*24-Jan-2022 14:11*
Surr: 4-Bromofluorobenzene	*81.9*			*81-113*	*%REC*	*1*	*24-Jan-2022 14:11*
Surr: Dibromofluoromethane	*93.1*			*77-123*	*%REC*	*1*	*24-Jan-2022 14:11*
Surr: Toluene-d8	*97.2*			*82-127*	*%REC*	*1*	*24-Jan-2022 14:11*

Note: See Qualifiers Page for a list of qualifiers and their explanation.

Client:	Golder Associates Inc.	**ANALYTICAL REPORT**
Project:	Houston TX-Wood Preserving Works	WorkOrder:HS22010501
Sample ID:	WG-1620-MW88A-20220111	Lab ID:HS22010501-11
Collection Date:	12-Jan-2022 15:35	Matrix:Groundwater

ANALYSES	RESULT	QUAL	SDL	MQL	UNITS	DILUTION FACTOR	DATE ANALYZED
LOW-LEVEL SEMIVOLATILES BY 8270D		**Method:SW8270**			Prep:SW3510 / 18-Jan-2022		Analyst: GEY
1,2-Diphenylhydrazine	< 0.000021		0.000021	0.00020	mg/L	1	01-Feb-2022 16:29
2,4-Dimethylphenol	**0.000081**	J	**0.000040**	**0.00020**	**mg/L**	1	01-Feb-2022 16:29
2,4-Dinitrotoluene	< 0.000058		0.000058	0.00020	mg/L	1	01-Feb-2022 16:29
2,6-Dinitrotoluene	< 0.000042		0.000042	0.00020	mg/L	1	01-Feb-2022 16:29
2-Chloronaphthalene	< 0.000021		0.000021	0.00020	mg/L	1	01-Feb-2022 16:29
2-Methylnaphthalene	**0.000074**	J	**0.000019**	**0.00010**	**mg/L**	1	01-Feb-2022 16:29
4,6-Dinitro-2-methylphenol	< 0.000020		0.000020	0.00020	mg/L	1	01-Feb-2022 16:29
4-Nitrophenol	< 0.000047		0.000047	0.0010	mg/L	1	01-Feb-2022 16:29
Acenaphthene	**0.00025**		**0.000027**	**0.00010**	**mg/L**	1	01-Feb-2022 16:29
Acenaphthylene	< 0.000015		0.000015	0.00010	mg/L	1	01-Feb-2022 16:29
Anthracene	**0.000016**	J	**0.000014**	**0.00010**	**mg/L**	1	01-Feb-2022 16:29
Benz(a)anthracene	< 0.000050		0.000050	0.00010	mg/L	1	01-Feb-2022 16:29
Benzo(a)pyrene	< 0.000020		0.000020	0.00010	mg/L	1	01-Feb-2022 16:29
Bis(2-chloroethoxy)methane	< 0.000030		0.000030	0.00020	mg/L	1	01-Feb-2022 16:29
Bis(2-ethylhexyl)phthalate	**0.000051**	J	**0.000037**	**0.00020**	**mg/L**	1	01-Feb-2022 16:29
Chrysene	< 0.000021		0.000021	0.00010	mg/L	1	01-Feb-2022 16:29
Dibenzofuran	**0.000079**	J	**0.000020**	**0.00010**	**mg/L**	1	01-Feb-2022 16:29
Di-n-butyl phthalate	**0.000032**	J	**0.000020**	**0.00020**	**mg/L**	1	01-Feb-2022 16:29
Fluoranthene	**0.00020**		**0.000010**	**0.00010**	**mg/L**	1	01-Feb-2022 16:29
Fluorene	**0.000069**	J	**0.000030**	**0.00010**	**mg/L**	1	01-Feb-2022 16:29
Naphthalene	**0.00014**		**0.000020**	**0.00010**	**mg/L**	1	01-Feb-2022 16:29
Nitrobenzene	< 0.000024		0.000024	0.00020	mg/L	1	01-Feb-2022 16:29
N-Nitrosodiphenylamine	< 0.000025		0.000025	0.00020	mg/L	1	01-Feb-2022 16:29
Pentachlorophenol	< 0.000079		0.000079	0.00020	mg/L	1	01-Feb-2022 16:29
Phenanthrene	**0.000095**	J	**0.000021**	**0.00010**	**mg/L**	1	01-Feb-2022 16:29
Phenol	< 0.000035		0.000035	0.00020	mg/L	1	01-Feb-2022 16:29
Pyrene	**0.00035**		**0.000019**	**0.00010**	**mg/L**	1	01-Feb-2022 16:29
Surr: 2,4,6-Tribromophenol	*102*			*34-129*	*%REC*	*1*	*01-Feb-2022 16:29*
Surr: 2-Fluorobiphenyl	*85.3*			*40-125*	*%REC*	*1*	*01-Feb-2022 16:29*
Surr: 2-Fluorophenol	*76.9*			*20-120*	*%REC*	*1*	*01-Feb-2022 16:29*
Surr: 4-Terphenyl-d14	*101*			*40-135*	*%REC*	*1*	*01-Feb-2022 16:29*
Surr: Nitrobenzene-d5	*80.1*			*41-120*	*%REC*	*1*	*01-Feb-2022 16:29*
Surr: Phenol-d6	*71.9*			*20-120*	*%REC*	*1*	*01-Feb-2022 16:29*

Note: See Qualifiers Page for a list of qualifiers and their explanation.

Client:	Golder Associates Inc.	**ANALYTICAL REPORT**
Project:	Houston TX-Wood Preserving Works	WorkOrder:HS22010501
Sample ID:	WG-1620-MW88A-20220111	Lab ID:HS22010501-11
Collection Date:	12-Jan-2022 15:35	Matrix:Groundwater

ANALYSES	RESULT	QUAL	SDL	MQL	UNITS	DILUTION FACTOR	DATE ANALYZED
ICP-MS METALS BY SW6020A		**Method:SW6020A**			Prep:SW3010A / 24-Jan-2022		Analyst: JHD
Arsenic	**0.00185**	J	**0.000400**	**0.00200**	**mg/L**	1	25-Jan-2022 23:38
Calcium	**71.0**		**0.0340**	**0.500**	**mg/L**	1	25-Jan-2022 23:38
Iron	**0.0579**	J	**0.0120**	**0.200**	**mg/L**	1	25-Jan-2022 23:38
Magnesium	**26.6**		**0.0100**	**0.200**	**mg/L**	1	25-Jan-2022 23:38
Manganese	**0.563**		**0.000700**	**0.00500**	**mg/L**	1	25-Jan-2022 23:38
Potassium	**0.258**		**0.0180**	**0.200**	**mg/L**	1	25-Jan-2022 23:38
Sodium	**121**		**0.0140**	**0.200**	**mg/L**	1	25-Jan-2022 23:38
ALKALINITY BY SM 2320B-2011		**Method:SM2320B**					Analyst: TH
Alkalinity, Bicarbonate (As CaCO3)	**587**		**5.00**	**5.00**	**mg/L**	1	21-Jan-2022 14:45
Alkalinity, Carbonate (As CaCO3)	< 5.00		5.00	5.00	mg/L	1	21-Jan-2022 14:45
Alkalinity, Total (As CaCO3)	**587**		**5.00**	**5.00**	**mg/L**	1	21-Jan-2022 14:45
ANIONS BY SW9056A		**Method:SW9056**					Analyst: YP
Chloride	**10.5**		**0.200**	**0.500**	**mg/L**	1	13-Jan-2022 19:08
Fluoride	**1.54**		**0.0500**	**0.100**	**mg/L**	1	13-Jan-2022 19:08
Nitrogen, Nitrate (As N)	**0.0428**	J	**0.0300**	**0.100**	**mg/L**	1	13-Jan-2022 19:08
Nitrogen, Nitrite (As N)	**0.265**		**0.0300**	**0.100**	**mg/L**	1	13-Jan-2022 19:08
Sulfate	**8.61**		**0.200**	**0.500**	**mg/L**	1	13-Jan-2022 19:08
Nitrate/Nitrite (as N)	**0.308**		**0.0300**	**0.100**	**mg/L**	1	13-Jan-2022 19:08

Note: See Qualifiers Page for a list of qualifiers and their explanation.

Client:	Golder Associates Inc.	**ANALYTICAL REPORT**
Project:	Houston TX-Wood Preserving Works	WorkOrder:HS22010501
Sample ID:	WG-1620-MW15A-20220111	Lab ID:HS22010501-12
Collection Date:	12-Jan-2022 16:30	Matrix:Groundwater

ANALYSES	RESULT	QUAL	SDL	MQL	UNITS	DILUTION FACTOR	DATE ANALYZED
LOW LEVEL VOLATILES BY SW8260C		**Method:SW8260**					Analyst: AKP
1,2-Dichloroethane	< 0.00020		0.00020	0.0010	mg/L	1	24-Jan-2022 14:32
Benzene	**0.00053**	J	**0.00020**	**0.0010**	**mg/L**	1	24-Jan-2022 14:32
Chlorobenzene	< 0.00030		0.00030	0.0010	mg/L	1	24-Jan-2022 14:32
Ethylbenzene	< 0.00030		0.00030	0.0010	mg/L	1	24-Jan-2022 14:32
Methylene chloride	< 0.0010		0.0010	0.0020	mg/L	1	24-Jan-2022 14:32
Toluene	< 0.00020		0.00020	0.0010	mg/L	1	24-Jan-2022 14:32
Xylenes, Total	**0.0024**		**0.00030**	**0.0010**	**mg/L**	1	24-Jan-2022 14:32
Surr: 1,2-Dichloroethane-d4	*80.7*			*70-126*	*%REC*	*1*	*24-Jan-2022 14:32*
Surr: 4-Bromofluorobenzene	*82.8*			*81-113*	*%REC*	*1*	*24-Jan-2022 14:32*
Surr: Dibromofluoromethane	*94.0*			*77-123*	*%REC*	*1*	*24-Jan-2022 14:32*
Surr: Toluene-d8	*97.2*			*82-127*	*%REC*	*1*	*24-Jan-2022 14:32*

Note: See Qualifiers Page for a list of qualifiers and their explanation.

Client:	Golder Associates Inc.	**ANALYTICAL REPORT**
Project:	Houston TX-Wood Preserving Works	WorkOrder:HS22010501
Sample ID:	WG-1620-MW15A-20220111	Lab ID:HS22010501-12
Collection Date:	12-Jan-2022 16:30	Matrix:Groundwater

ANALYSES	RESULT	QUAL	SDL	MQL	UNITS	DILUTION FACTOR	DATE ANALYZED
LOW-LEVEL SEMIVOLATILES BY 8270D		**Method:SW8270**			Prep:SW3510 / 18-Jan-2022		Analyst: GEY
1,2-Diphenylhydrazine	< 0.000021		0.000021	0.00020	mg/L	1	01-Feb-2022 18:59
2,4-Dimethylphenol	< 0.000040		0.000040	0.00020	mg/L	1	01-Feb-2022 18:59
2,4-Dinitrotoluene	< 0.000058		0.000058	0.00020	mg/L	1	01-Feb-2022 18:59
2,6-Dinitrotoluene	< 0.000042		0.000042	0.00020	mg/L	1	01-Feb-2022 18:59
2-Chloronaphthalene	< 0.000021		0.000021	0.00020	mg/L	1	01-Feb-2022 18:59
2-Methylnaphthalene	**0.0011**		**0.000019**	**0.00010**	**mg/L**	1	01-Feb-2022 18:59
4,6-Dinitro-2-methylphenol	< 0.000020		0.000020	0.00020	mg/L	1	01-Feb-2022 18:59
4-Nitrophenol	< 0.000047		0.000047	0.0010	mg/L	1	01-Feb-2022 18:59
Acenaphthene	**0.056**		**0.00027**	**0.0010**	**mg/L**	10	01-Feb-2022 19:18
Acenaphthylene	**0.0015**		**0.000015**	**0.00010**	**mg/L**	1	01-Feb-2022 18:59
Anthracene	**0.0015**		**0.000014**	**0.00010**	**mg/L**	1	01-Feb-2022 18:59
Benz(a)anthracene	< 0.000050		0.000050	0.00010	mg/L	1	01-Feb-2022 18:59
Benzo(a)pyrene	< 0.000020		0.000020	0.00010	mg/L	1	01-Feb-2022 18:59
Bis(2-chloroethoxy)methane	< 0.000030		0.000030	0.00020	mg/L	1	01-Feb-2022 18:59
Bis(2-ethylhexyl)phthalate	< 0.000037		0.000037	0.00020	mg/L	1	01-Feb-2022 18:59
Chrysene	< 0.000021		0.000021	0.00010	mg/L	1	01-Feb-2022 18:59
Dibenzofuran	**0.014**		**0.00020**	**0.0010**	**mg/L**	10	01-Feb-2022 19:18
Di-n-butyl phthalate	< 0.000020		0.000020	0.00020	mg/L	1	01-Feb-2022 18:59
Fluoranthene	**0.0018**		**0.000010**	**0.00010**	**mg/L**	1	01-Feb-2022 18:59
Fluorene	**0.019**		**0.00030**	**0.0010**	**mg/L**	10	01-Feb-2022 19:18
Naphthalene	**0.00046**		**0.000020**	**0.00010**	**mg/L**	1	01-Feb-2022 18:59
Nitrobenzene	< 0.000024		0.000024	0.00020	mg/L	1	01-Feb-2022 18:59
N-Nitrosodiphenylamine	< 0.000025		0.000025	0.00020	mg/L	1	01-Feb-2022 18:59
Pentachlorophenol	< 0.000079		0.000079	0.00020	mg/L	1	01-Feb-2022 18:59
Phenanthrene	**0.00084**		**0.000021**	**0.00010**	**mg/L**	1	01-Feb-2022 18:59
Phenol	< 0.000035		0.000035	0.00020	mg/L	1	01-Feb-2022 18:59
Pyrene	**0.00080**		**0.000019**	**0.00010**	**mg/L**	1	01-Feb-2022 18:59
Surr: 2,4,6-Tribromophenol	*108*			*34-129*	*%REC*	*1*	*01-Feb-2022 18:59*
Surr: 2,4,6-Tribromophenol	*79.6*			*34-129*	*%REC*	*10*	*01-Feb-2022 19:18*
Surr: 2-Fluorobiphenyl	*70.6*			*40-125*	*%REC*	*10*	*01-Feb-2022 19:18*
Surr: 2-Fluorobiphenyl	*84.4*			*40-125*	*%REC*	*1*	*01-Feb-2022 18:59*
Surr: 2-Fluorophenol	*65.5*			*20-120*	*%REC*	*1*	*01-Feb-2022 18:59*
Surr: 2-Fluorophenol	*45.9*			*20-120*	*%REC*	*10*	*01-Feb-2022 19:18*
Surr: 4-Terphenyl-d14	*90.0*			*40-135*	*%REC*	*10*	*01-Feb-2022 19:18*
Surr: 4-Terphenyl-d14	*103*			*40-135*	*%REC*	*1*	*01-Feb-2022 18:59*
Surr: Nitrobenzene-d5	*66.5*			*41-120*	*%REC*	*1*	*01-Feb-2022 18:59*
Surr: Nitrobenzene-d5	*55.8*			*41-120*	*%REC*	*10*	*01-Feb-2022 19:18*
Surr: Phenol-d6	*65.9*			*20-120*	*%REC*	*1*	*01-Feb-2022 18:59*
Surr: Phenol-d6	*35.9*	*J*		*20-120*	*%REC*	*10*	*01-Feb-2022 19:18*

Note: See Qualifiers Page for a list of qualifiers and their explanation.

Client:	Golder Associates Inc.	**ANALYTICAL REPORT**
Project:	Houston TX-Wood Preserving Works	WorkOrder:HS22010501
Sample ID:	WG-1620-MW15A-20220111	Lab ID:HS22010501-12
Collection Date:	12-Jan-2022 16:30	Matrix:Groundwater

ANALYSES	RESULT	QUAL	SDL	MQL	UNITS	DILUTION FACTOR	DATE ANALYZED
ICP-MS METALS BY SW6020A		**Method:SW6020A**			Prep:SW3010A / 24-Jan-2022		Analyst: JHD
Arsenic	**0.0126**		**0.000400**	**0.00200**	**mg/L**	1	25-Jan-2022 23:40
Calcium	**86.4**		**0.0340**	**0.500**	**mg/L**	1	25-Jan-2022 23:40
Iron	**1.77**		**0.0120**	**0.200**	**mg/L**	1	25-Jan-2022 23:40
Magnesium	**18.5**		**0.0100**	**0.200**	**mg/L**	1	25-Jan-2022 23:40
Manganese	**1.18**		**0.000700**	**0.00500**	**mg/L**	1	25-Jan-2022 23:40
Potassium	**0.344**		**0.0180**	**0.200**	**mg/L**	1	25-Jan-2022 23:40
Sodium	**75.2**		**0.0140**	**0.200**	**mg/L**	1	25-Jan-2022 23:40
ALKALINITY BY SM 2320B-2011		**Method:SM2320B**					Analyst: TH
Alkalinity, Bicarbonate (As CaCO3)	**562**		**5.00**	**5.00**	**mg/L**	1	21-Jan-2022 14:52
Alkalinity, Carbonate (As CaCO3)	< 5.00		5.00	5.00	mg/L	1	21-Jan-2022 14:52
Alkalinity, Total (As CaCO3)	**562**		**5.00**	**5.00**	**mg/L**	1	21-Jan-2022 14:52
ANIONS BY SW9056A		**Method:SW9056**					Analyst: YP
Chloride	**36.8**		**0.200**	**0.500**	**mg/L**	1	13-Jan-2022 19:16
Fluoride	**0.535**		**0.0500**	**0.100**	**mg/L**	1	13-Jan-2022 19:16
Nitrogen, Nitrate (As N)	**0.0438**	J	**0.0300**	**0.100**	**mg/L**	1	13-Jan-2022 19:16
Nitrogen, Nitrite (As N)	< 0.0300		0.0300	0.100	mg/L	1	13-Jan-2022 19:16
Sulfate	< 0.200		0.200	0.500	mg/L	1	13-Jan-2022 19:16
Nitrate/Nitrite (as N)	**0.0438**	J	**0.0300**	**0.100**	**mg/L**	1	13-Jan-2022 19:16

Note: See Qualifiers Page for a list of qualifiers and their explanation.

Weight / Prep Log

Client: Golder Associates Inc.
Project: Houston TX-Wood Preserving Works
WorkOrder: HS22010501

Batch ID: 174503 **Start Date:** 18 Jan 2022 07:00 **End Date:** 18 Jan 2022 13:30
Method: SV AQ SEP FUN EXTRACT-LOWLEV - 3510C **Prep Code:** 3510_B_LOW

Sample ID	Container	Sample Wt/Vol	Final Volume	Prep Factor	
HS22010501-02	1	1000 (mL)	1 (mL)	0.001	1-liter amber glass, Neat
HS22010501-03	1	1000 (mL)	1 (mL)	0.001	1-liter amber glass, Neat
HS22010501-04	1	1000 (mL)	1 (mL)	0.001	1-liter amber glass, Neat
HS22010501-05	1	1000 (mL)	1 (mL)	0.001	1-liter amber glass, Neat
HS22010501-06	1	1000 (mL)	1 (mL)	0.001	1-liter amber glass, Neat
HS22010501-07	1	1000 (mL)	1 (mL)	0.001	1-liter amber glass, Neat
HS22010501-08	1	1000 (mL)	1 (mL)	0.001	1-liter amber glass, Neat
HS22010501-09	1	1000 (mL)	1 (mL)	0.001	1-liter amber glass, Neat
HS22010501-10	1	1000 (mL)	1 (mL)	0.001	1-liter amber glass, Neat
HS22010501-11	1	1000 (mL)	1 (mL)	0.001	1-liter amber glass, Neat
HS22010501-12	1	1000 (mL)	1 (mL)	0.001	1-liter amber glass, Neat

Batch ID: 174679 **Start Date:** 24 Jan 2022 11:00 **End Date:** 24 Jan 2022 15:00
Method: WATER - SW3010A **Prep Code:** 3010A

Sample ID	Container	Sample Wt/Vol	Final Volume	Prep Factor	
HS22010501-02		10 (mL)	10 (mL)	1	120 plastic HNO3
HS22010501-03		10 (mL)	10 (mL)	1	120 plastic HNO3
HS22010501-04		10 (mL)	10 (mL)	1	120 plastic HNO3
HS22010501-05		10 (mL)	10 (mL)	1	120 plastic HNO3
HS22010501-06		10 (mL)	10 (mL)	1	120 plastic HNO3
HS22010501-07		10 (mL)	10 (mL)	1	120 plastic HNO3
HS22010501-08		10 (mL)	10 (mL)	1	120 plastic HNO3
HS22010501-09		10 (mL)	10 (mL)	1	120 plastic HNO3
HS22010501-10		10 (mL)	10 (mL)	1	120 plastic HNO3
HS22010501-11		10 (mL)	10 (mL)	1	120 plastic HNO3
HS22010501-12		10 (mL)	10 (mL)	1	120 plastic HNO3

Client: Golder Associates Inc.
Project: Houston TX-Wood Preserving Works
WorkOrder: HS22010501

DATES REPORT

Sample ID	Client Samp ID	Collection Date	Leachate Date	Prep Date	Analysis Date	DF
Batch ID: 174503 (0)	**Test Name :** LOW-LEVEL SEMIVOLATILES BY 8270D				**Matrix:** Groundwater	
HS22010501-03	WG-1620-MW61B-20220111	12 Jan 2022 07:45		18 Jan 2022 12:24	31 Jan 2022 20:50	1
HS22010501-04	WG-1620-MW59B-20220111	12 Jan 2022 08:40		18 Jan 2022 12:24	31 Jan 2022 21:08	1
HS22010501-05	WG-1620-MW74B-20220111	12 Jan 2022 09:30		18 Jan 2022 12:24	02 Feb 2022 13:32	10000
HS22010501-05	WG-1620-MW74B-20220111	12 Jan 2022 09:30		18 Jan 2022 12:24	31 Jan 2022 21:27	10
HS22010501-05	WG-1620-MW74B-20220111	12 Jan 2022 09:30		18 Jan 2022 12:24	01 Feb 2022 17:06	1000
HS22010501-05	WG-1620-MW74B-20220111	12 Jan 2022 09:30		18 Jan 2022 12:24	01 Feb 2022 16:48	100
HS22010501-06	WG-1620-MW33BR-20220111	12 Jan 2022 10:20		18 Jan 2022 12:24	31 Jan 2022 22:05	1
HS22010501-06	WG-1620-MW33BR-20220111	12 Jan 2022 10:20		18 Jan 2022 12:24	01 Feb 2022 18:41	1000
HS22010501-06	WG-1620-MW33BR-20220111	12 Jan 2022 10:20		18 Jan 2022 12:24	01 Feb 2022 18:03	10
HS22010501-07	WG-1620-MW71B-20220111	12 Jan 2022 11:05		18 Jan 2022 12:24	01 Feb 2022 15:51	1
HS22010501-08	WG-1620-MW61A-20220111	12 Jan 2022 12:50		18 Jan 2022 12:24	29 Jan 2022 16:57	1
HS22010501-09	WG-1620-MW59A-20220111	12 Jan 2022 13:40		18 Jan 2022 12:24	01 Feb 2022 16:10	1
HS22010501-10	WG-1620-MW69A-20220111	12 Jan 2022 14:30		18 Jan 2022 12:24	01 Feb 2022 17:44	100
HS22010501-10	WG-1620-MW69A-20220111	12 Jan 2022 14:30		18 Jan 2022 12:24	01 Feb 2022 17:25	10
HS22010501-11	WG-1620-MW88A-20220111	12 Jan 2022 15:35		18 Jan 2022 12:24	01 Feb 2022 16:29	1
HS22010501-12	WG-1620-MW15A-20220111	12 Jan 2022 16:30		18 Jan 2022 12:24	01 Feb 2022 19:18	10
HS22010501-12	WG-1620-MW15A-20220111	12 Jan 2022 16:30		18 Jan 2022 12:24	01 Feb 2022 18:59	1
Batch ID: 174503 (0)	**Test Name :** LOW-LEVEL SEMIVOLATILES BY 8270D				**Matrix:** Water	
HS22010501-02	WG-1620-FB05-20220111	11 Jan 2022 17:20		18 Jan 2022 12:24	31 Jan 2022 20:31	1
Batch ID: 174679 (0)	**Test Name :** ICP-MS METALS BY SW6020A				**Matrix:** Groundwater	
HS22010501-03	WG-1620-MW61B-20220111	12 Jan 2022 07:45		24 Jan 2022 15:00	25 Jan 2022 23:23	1
HS22010501-04	WG-1620-MW59B-20220111	12 Jan 2022 08:40		24 Jan 2022 15:00	25 Jan 2022 23:26	1
HS22010501-05	WG-1620-MW74B-20220111	12 Jan 2022 09:30		24 Jan 2022 15:00	26 Jan 2022 15:23	1
HS22010501-06	WG-1620-MW33BR-20220111	12 Jan 2022 10:20		24 Jan 2022 15:00	25 Jan 2022 23:30	1
HS22010501-07	WG-1620-MW71B-20220111	12 Jan 2022 11:05		24 Jan 2022 15:00	25 Jan 2022 23:32	1
HS22010501-08	WG-1620-MW61A-20220111	12 Jan 2022 12:50		24 Jan 2022 15:00	25 Jan 2022 23:07	1
HS22010501-09	WG-1620-MW59A-20220111	12 Jan 2022 13:40		24 Jan 2022 15:00	25 Jan 2022 23:34	1
HS22010501-10	WG-1620-MW69A-20220111	12 Jan 2022 14:30		24 Jan 2022 15:00	25 Jan 2022 23:36	1
HS22010501-11	WG-1620-MW88A-20220111	12 Jan 2022 15:35		24 Jan 2022 15:00	25 Jan 2022 23:38	1
HS22010501-12	WG-1620-MW15A-20220111	12 Jan 2022 16:30		24 Jan 2022 15:00	25 Jan 2022 23:40	1
Batch ID: 174679 (0)	**Test Name :** ICP-MS METALS BY SW6020A				**Matrix:** Water	
HS22010501-02	WG-1620-FB05-20220111	11 Jan 2022 17:20		24 Jan 2022 15:00	25 Jan 2022 23:21	1

Client: Golder Associates Inc.
Project: Houston TX-Wood Preserving Works
WorkOrder: HS22010501

DATES REPORT

Sample ID	Client Samp ID	Collection Date	Leachate Date	Prep Date	Analysis Date	DF
Batch ID: R400380 (0)	**Test Name :** ANIONS BY SW9056A				**Matrix:** Groundwater	
HS22010501-08	WG-1620-MW61A-20220111	12 Jan 2022 12:50			13 Jan 2022 18:31	1
HS22010501-09	WG-1620-MW59A-20220111	12 Jan 2022 13:40			13 Jan 2022 18:53	1
HS22010501-10	WG-1620-MW69A-20220111	12 Jan 2022 14:30			13 Jan 2022 19:01	1
HS22010501-11	WG-1620-MW88A-20220111	12 Jan 2022 15:35			13 Jan 2022 19:08	1
HS22010501-12	WG-1620-MW15A-20220111	12 Jan 2022 16:30			13 Jan 2022 19:16	1
Batch ID: R400748 (0)	**Test Name :** LOW LEVEL VOLATILES BY SW8260C				**Matrix:** Water	
HS22010501-01	WQ-1620-TB05-20220112	11 Jan 2022 00:00			20 Jan 2022 10:44	5
HS22010501-02	WG-1620-FB05-20220111	11 Jan 2022 17:20			20 Jan 2022 11:05	1
Batch ID: R400755 (0)	**Test Name :** LOW LEVEL VOLATILES BY SW8260C				**Matrix:** Groundwater	
HS22010501-08	WG-1620-MW61A-20220111	12 Jan 2022 12:50			20 Jan 2022 22:17	1
Batch ID: R400821 (0)	**Test Name :** ALKALINITY BY SM 2320B-2011				**Matrix:** Groundwater	
HS22010501-08	WG-1620-MW61A-20220111	12 Jan 2022 12:50			21 Jan 2022 14:18	1
HS22010501-09	WG-1620-MW59A-20220111	12 Jan 2022 13:40			21 Jan 2022 14:31	1
HS22010501-10	WG-1620-MW69A-20220111	12 Jan 2022 14:30			21 Jan 2022 14:37	1
HS22010501-11	WG-1620-MW88A-20220111	12 Jan 2022 15:35			21 Jan 2022 14:45	1
HS22010501-12	WG-1620-MW15A-20220111	12 Jan 2022 16:30			21 Jan 2022 14:52	1
Batch ID: R400888 (0)	**Test Name :** LOW LEVEL VOLATILES BY SW8260C				**Matrix:** Groundwater	
HS22010501-03	WG-1620-MW61B-20220111	12 Jan 2022 07:45			24 Jan 2022 12:47	1
HS22010501-04	WG-1620-MW59B-20220111	12 Jan 2022 08:40			24 Jan 2022 13:08	1
HS22010501-05	WG-1620-MW74B-20220111	12 Jan 2022 09:30			24 Jan 2022 15:18	5
HS22010501-06	WG-1620-MW33BR-20220111	12 Jan 2022 10:20			24 Jan 2022 16:05	5
HS22010501-07	WG-1620-MW71B-20220111	12 Jan 2022 11:05			24 Jan 2022 14:55	10
HS22010501-09	WG-1620-MW59A-20220111	12 Jan 2022 13:40			24 Jan 2022 13:29	1
HS22010501-10	WG-1620-MW69A-20220111	12 Jan 2022 14:30			24 Jan 2022 13:50	1
HS22010501-11	WG-1620-MW88A-20220111	12 Jan 2022 15:35			24 Jan 2022 14:11	1
HS22010501-12	WG-1620-MW15A-20220111	12 Jan 2022 16:30			24 Jan 2022 14:32	1

WorkOrder: HS22010501
InstrumentID: ICPMS06
Test Code: ICP_TW
Test Number: SW6020A
Test Name: ICP-MS Metals by SW6020A

METHOD DETECTION / REPORTING LIMITS

Matrix: Aqueous **Units:** mg/L

Type	Analyte	CAS	DCS Spike	DCS	MDL	PQL
A	Arsenic	7440-38-2	0.00125	0.00112	0.000400	0.00200
A	Calcium	7440-70-2	0.0500	0.0394	0.0340	0.500
A	Iron	7439-89-6	0.0500	0.0481	0.0120	0.200
A	Magnesium	7439-95-4	0.0500	0.0509	0.0100	0.200
A	Manganese	7439-96-5	0.00250	0.00255	0.000700	0.00500
A	Potassium	7440-09-7	0.0500	0.0399	0.0180	0.200
A	Sodium	7440-23-5	0.0500	0.0338	0.0140	0.200

WorkOrder: HS22010501
InstrumentID: SV-7
Test Code: 8270_LOW_W
Test Number: SW8270
Test Name: Low-Level Semivolatiles by 8270D

METHOD DETECTION / REPORTING LIMITS

Matrix: Aqueous **Units:** mg/L

Type	Analyte	CAS	DCS Spike	DCS	MDL	PQL
A	1,2-Diphenylhydrazine	122-66-7	0.00010	0.000085	0.000021	0.00020
A	2,4-Dimethylphenol	105-67-9	0.00010	0.000087	0.000040	0.00020
A	2,4-Dinitrotoluene	121-14-2	0.00010	0.000079	0.000058	0.00020
A	2,6-Dinitrotoluene	606-20-2	0.00010	0.000086	0.000042	0.00020
A	2-Chloronaphthalene	91-58-7	0.00010	0.000083	0.000021	0.00020
A	2-Methylnaphthalene	91-57-6	0.000050	0.000047	0.000019	0.00010
A	4,6-Dinitro-2-methylphenol	534-52-1	0.00010	0.000080	0.000020	0.00020
A	4-Nitrophenol	100-02-7	0.00010	0.000070	0.000047	0.0010
A	Acenaphthene	83-32-9	0.000050	0.000044	0.000027	0.00010
A	Acenaphthylene	208-96-8	0.000050	0.000044	0.000015	0.00010
A	Anthracene	120-12-7	0.000050	0.000048	0.000014	0.00010
A	Benz(a)anthracene	56-55-3	0.000050	0.000053	0.000050	0.00010
A	Benzo(a)pyrene	50-32-8	0.000050	0.000048	0.000020	0.00010
A	Bis(2-chloroethoxy)methane	111-91-1	0.00010	0.000084	0.000030	0.00020
A	Bis(2-ethylhexyl)phthalate	117-81-7	0.00010	0.000089	0.000037	0.00020
A	Chrysene	218-01-9	0.000050	0.000050	0.000021	0.00010
A	Dibenzofuran	132-64-9	0.000050	0.000042	0.000020	0.00010
A	Di-n-butyl phthalate	84-74-2	0.00010	0.000097	0.000020	0.00020
A	Fluoranthene	206-44-0	0.000050	0.000053	0.000010	0.00010
A	Fluorene	86-73-7	0.000050	0.000045	0.000030	0.00010
A	Naphthalene	91-20-3	0.000050	0.000050	0.000020	0.00010
A	Nitrobenzene	98-95-3	0.00010	0.000096	0.000024	0.00020
A	N-Nitrosodiphenylamine	86-30-6	0.00010	0.000079	0.000025	0.00020
A	Pentachlorophenol	87-86-5	0.00010	0.000078	0.000079	0.00020
A	Phenanthrene	85-01-8	0.000050	0.000050	0.000021	0.00010
A	Phenol	108-95-2	0.00010	0.000081	0.000035	0.00020
A	Pyrene	129-00-0	0.000050	0.000048	0.000019	0.00010
S	2,4,6-Tribromophenol	118-79-6	0	0	0	0.00020
S	2-Fluorobiphenyl	321-60-8	0	0	0	0.00020
S	2-Fluorophenol	367-12-4	0	0	0	0.00020
S	4-Terphenyl-d14	1718-51-0	0	0	0	0.00020
S	Nitrobenzene-d5	4165-60-0	0	0	0	0.00020
S	Phenol-d6	13127-88-3	0	0	0	0.00020

WorkOrder: HS22010501
InstrumentID: VOA7
Test Code: 8260_LL_W
Test Number: SW8260
Test Name: Low Level Volatiles by SW8260C

METHOD DETECTION / REPORTING LIMITS

Matrix: Aqueous **Units:** mg/L

Type	Analyte	CAS	DCS Spike	DCS	MDL	PQL
A	1,2-Dichloroethane	107-06-2	0.00050	0.00064	0.00020	0.0010
A	Benzene	71-43-2	0.00050	0.00054	0.00020	0.0010
A	Chlorobenzene	108-90-7	0.0010	0.0011	0.00030	0.0010
A	Ethylbenzene	100-41-4	0.0010	0.0010	0.00030	0.0010
A	Methylene chloride	75-09-2	0.0020	0.0011	0.0010	0.0020
A	Toluene	108-88-3	0.00050	0.00058	0.00020	0.0010
A	Vinyl chloride	75-01-4	0.00050	0.00071	0.00020	0.0010
A	Xylenes, Total	1330-20-7	0.0010	0.0030	0.00030	0.0010
S	1,2-Dichloroethane-d4	17060-07-0	0	0	0	0.0010
S	4-Bromofluorobenzene	460-00-4	0	0	0	0.0010
S	Dibromofluoromethane	1868-53-7	0	0	0	0.0010
S	Toluene-d8	2037-26-5	0	0	0	0.0010

WorkOrder: HS22010501
InstrumentID: ICS-Integrion
Test Code: 9056_anions_W
Test Number: SW9056
Test Name: Anions by SW9056A

METHOD DETECTION / REPORTING LIMITS

Matrix: Aqueous **Units:** mg/L

Type	Analyte	CAS	DCS Spike	DCS	MDL	PQL
A	Chloride	16887-00-6	0.500	0.364	0.200	0.500
A	Fluoride	16984-48-8	0.100	0.140	0.0500	0.100
A	Nitrogen, Nitrate (As N)	14797-55-8	0.100	0.0914	0.0300	0.100
A	Nitrogen, Nitrite (As N)	7632-00-0	0.100	0.0712	0.0300	0.100
A	Sulfate	14808-79-8	0.500	0.173	0.200	0.500
A	Nitrate/Nitrite (as N)	19559-59-2	0.100	0.0712	0.0300	0.100

WorkOrder: HS22010501
InstrumentID: ManTech01
Test Code: ALK_W 2320B
Test Number: SM2320B
Test Name: Alkalinity by SM 2320B-2011

METHOD DETECTION / REPORTING LIMITS

Matrix: Aqueous **Units:** mg/L

Type	Analyte	CAS	DCS Spike	DCS	MDL	PQL
A	Alkalinity, Bicarbonate (As CaCO3)	ALK-Bicarb	5.00	5.38	5.00	5.00
A	Alkalinity, Carbonate (As CaCO3)	ALK-Carb	5.00	5.38	5.00	5.00
A	Alkalinity, Total (As CaCO3)	ALK	5.00	5.38	5.00	5.00

Client: Golder Associates Inc.
Project: Houston TX-Wood Preserving Works
WorkOrder: HS22010501

QC BATCH REPORT

Batch ID: 174679 (0) **Instrument:** ICPMS06 **Method:** ICP-MS METALS BY SW6020A

MBLK Sample ID: **MBLK-174679** Units: **mg/L** Analysis Date: **25-Jan-2022 23:03**
Client ID: Run ID: **ICPMS06_400932** SeqNo: **6477467** PrepDate: **24-Jan-2022** DF: **1**

Analyte	Result	MQL	SPK Val	SPK Ref Value	%REC	Control Limit	RPD Ref Value	%RPD	RPD Limit	Qual
Arsenic	< 0.000400	0.00200								
Calcium	0.1314	0.500								J
Iron	< 0.0120	0.200								
Magnesium	0.02307	0.200								J
Manganese	< 0.000700	0.00500								
Potassium	0.02246	0.200								J
Sodium	0.1078	0.200								J

LCS Sample ID: **LCS-174679** Units: **mg/L** Analysis Date: **25-Jan-2022 23:05**
Client ID: Run ID: **ICPMS06_400932** SeqNo: **6477468** PrepDate: **24-Jan-2022** DF: **1**

Analyte	Result	MQL	SPK Val	SPK Ref Value	%REC	Control Limit	RPD Ref Value	%RPD	RPD Limit	Qual
Arsenic	0.0514	0.00200	0.05	0	103	80 - 120				
Calcium	5.066	0.500	5	0	101	80 - 120				
Iron	5.031	0.200	5	0	101	80 - 120				
Magnesium	5.194	0.200	5	0	104	80 - 120				
Manganese	0.05047	0.00500	0.05	0	101	80 - 120				
Potassium	5.216	0.200	5	0	104	80 - 120				
Sodium	5.205	0.200	5	0	104	80 - 120				

MS Sample ID: **HS22010501-08MS** Units: **mg/L** Analysis Date: **25-Jan-2022 23:12**
Client ID: **WG-1620-MW61A-20220111** Run ID: **ICPMS06_400932** SeqNo: **6477471** PrepDate: **24-Jan-2022** DF: **1**

Analyte	Result	MQL	SPK Val	SPK Ref Value	%REC	Control Limit	RPD Ref Value	%RPD	RPD Limit	Qual
Arsenic	0.05296	0.00200	0.05	0.000598	105	80 - 120				
Calcium	91.55	0.500	5	88.48	61.2	80 - 120				SO
Iron	5.733	0.200	5	0.6828	101	80 - 120				
Magnesium	30.21	0.200	5	25.39	96.5	80 - 120				O
Manganese	0.4517	0.00500	0.05	0.4096	84.1	80 - 120				O
Potassium	6.411	0.200	5	1.197	104	80 - 120				
Sodium	84.54	0.200	5	80.57	79.5	80 - 120				SO

Client: Golder Associates Inc.
Project: Houston TX-Wood Preserving Works
WorkOrder: HS22010501

QC BATCH REPORT

Batch ID: **174679 (0)** **Instrument:** **ICPMS06** **Method:** **ICP-MS METALS BY SW6020A**

MSD Sample ID: **HS22010501-08MSD** Units: **mg/L** Analysis Date: **25-Jan-2022 23:14**
Client ID: **WG-1620-MW61A-20220111** Run ID: **ICPMS06_400932** SeqNo: **6477472** PrepDate: **24-Jan-2022** DF: **1**

Analyte	Result	MQL	SPK Val	SPK Ref Value	%REC	Control Limit	RPD Ref Value	%RPD	RPD Limit	Qual
Arsenic	0.05245	0.00200	0.05	0.000598	104	80 - 120	0.05296	0.97	20	
Calcium	90.34	0.500	5	88.48	37.1	80 - 120	91.55	1.32	20	SO
Iron	5.521	0.200	5	0.6828	96.8	80 - 120	5.733	3.77	20	
Magnesium	29.44	0.200	5	25.39	81.1	80 - 120	30.21	2.58	20	O
Manganese	0.4392	0.00500	0.05	0.4096	59.2	80 - 120	0.4517	2.8	20	SO
Potassium	6.298	0.200	5	1.197	102	80 - 120	6.411	1.78	20	
Sodium	83.18	0.200	5	80.57	52.4	80 - 120	84.54	1.62	20	SO

PDS Sample ID: **HS22010501-08PDS** Units: **mg/L** Analysis Date: **25-Jan-2022 23:16**
Client ID: **WG-1620-MW61A-20220111** Run ID: **ICPMS06_400932** SeqNo: **6477473** PrepDate: **24-Jan-2022** DF: **1**

Analyte	Result	MQL	SPK Val	SPK Ref Value	%REC	Control Limit	RPD Ref Value	%RPD	RPD Limit	Qual
Calcium	99.02	0.500	10	88.48	105	75 - 125				O
Magnesium	37.58	0.200	10	25.39	122	75 - 125				
Manganese	0.5268	0.00500	0.1	0.4096	117	75 - 125				O
Sodium	90.79	0.200	10	80.57	102	75 - 125				O

SD Sample ID: **HS22010501-08SD** Units: **mg/L** Analysis Date: **25-Jan-2022 23:10**
Client ID: **WG-1620-MW61A-20220111** Run ID: **ICPMS06_400932** SeqNo: **6477470** PrepDate: **24-Jan-2022** DF: **5**

Analyte	Result	MQL	SPK Val	SPK Ref Value	%REC	Control Limit	RPD Ref Value	%D	%D Limit	Qual
Arsenic	< 0.00200	0.0100					0.000598	0	10	
Calcium	88.19	2.50					88.48	0.331	10	
Iron	0.7101	1.00					0.6828	0	10	J
Magnesium	25.65	1.00					25.39	1.04	10	
Manganese	0.4006	0.0250					0.4096	2.2	10	
Potassium	1.121	1.00					1.197	6.35	10	
Sodium	81.69	1.00					80.57	1.4	10	

The following samples were analyzed in this batch:

HS22010501-02	HS22010501-03	HS22010501-04	HS22010501-05
HS22010501-06	HS22010501-07	HS22010501-08	HS22010501-09
HS22010501-10	HS22010501-11	HS22010501-12	

Client: Golder Associates Inc.
Project: Houston TX-Wood Preserving Works
WorkOrder: HS22010501

QC BATCH REPORT

Batch ID: 174503 (0) **Instrument: SV-7** **Method: LOW-LEVEL SEMIVOLATILES BY 8270D**

MBLK Sample ID: **MBLK-174503** Units: **ug/L** Analysis Date: **29-Jan-2022 11:41**
Client ID: Run ID: **SV-7_401233** SeqNo: **6483188** PrepDate: **18-Jan-2022** DF: **1**

Analyte	Result	MQL	SPK Val	SPK Ref Value	%REC	Control Limit	RPD Ref Value	%RPD	RPD Limit	Qual
1,2-Diphenylhydrazine	< 0.021	0.20								
2,4-Dimethylphenol	< 0.040	0.20								
2,4-Dinitrotoluene	< 0.058	0.20								
2,6-Dinitrotoluene	< 0.042	0.20								
2-Chloronaphthalene	< 0.021	0.20								
2-Methylnaphthalene	< 0.019	0.10								
4,6-Dinitro-2-methylphenol	< 0.020	0.20								
4-Nitrophenol	< 0.047	1.0								
Acenaphthene	< 0.027	0.10								
Acenaphthylene	< 0.015	0.10								
Anthracene	< 0.014	0.10								
Benz(a)anthracene	< 0.050	0.10								
Benzo(a)pyrene	< 0.020	0.10								
Bis(2-chloroethoxy)methane	< 0.030	0.20								
Bis(2-ethylhexyl)phthalate	< 0.037	0.20								
Chrysene	< 0.021	0.10								
Dibenzofuran	< 0.020	0.10								
Di-n-butyl phthalate	< 0.020	0.20								
Fluoranthene	< 0.010	0.10								
Fluorene	< 0.030	0.10								
Naphthalene	< 0.020	0.10								
Nitrobenzene	< 0.024	0.20								
N-Nitrosodiphenylamine	< 0.025	0.20								
Pentachlorophenol	< 0.079	0.20								
Phenanthrene	< 0.021	0.10								
Phenol	< 0.035	0.20								
Pyrene	< 0.019	0.10								
Surr: 2,4,6-Tribromophenol	*3.975*	*0.20*	*5*	*0*	*79.5*	*34 - 129*				
Surr: 2-Fluorobiphenyl	*4.378*	*0.20*	*5*	*0*	*87.6*	*40 - 125*				
Surr: 2-Fluorophenol	*4.565*	*0.20*	*5*	*0*	*91.3*	*20 - 120*				
Surr: 4-Terphenyl-d14	*5.129*	*0.20*	*5*	*0*	*103*	*40 - 135*				
Surr: Nitrobenzene-d5	*4.003*	*0.20*	*5*	*0*	*80.1*	*41 - 120*				
Surr: Phenol-d6	*3.766*	*0.20*	*5*	*0*	*75.3*	*20 - 120*				

Client: Golder Associates Inc.
Project: Houston TX-Wood Preserving Works
WorkOrder: HS22010501

QC BATCH REPORT

Batch ID: 174503 (0) **Instrument: SV-7** **Method: LOW-LEVEL SEMIVOLATILES BY 8270D**

LCS Sample ID: **LCS-174503** Units: **ug/L** Analysis Date: **29-Jan-2022 12:00**
Client ID: Run ID: **SV-7_401233** SeqNo: **6483189** PrepDate: **18-Jan-2022** DF: **1**

Analyte	Result	MQL	SPK Val	SPK Ref Value	%REC	Control Limit	RPD Ref Value	%RPD	RPD Limit	Qual
1,2-Diphenylhydrazine	5.101	0.20	5	0	102	39 - 127				
2,4-Dimethylphenol	4.829	0.20	5	0	96.6	35 - 120				
2,4-Dinitrotoluene	5.311	0.20	5	0	106	50 - 122				
2,6-Dinitrotoluene	5.24	0.20	5	0	105	50 - 120				
2-Chloronaphthalene	5.634	0.20	5	0	113	50 - 120				
2-Methylnaphthalene	4.837	0.10	5	0	96.7	50 - 120				
4,6-Dinitro-2-methylphenol	4.243	0.20	5	0	84.9	25 - 121				
4-Nitrophenol	4.014	1.0	5	0	80.3	30 - 130				
Acenaphthene	4.713	0.10	5	0	94.3	45 - 120				
Acenaphthylene	4.966	0.10	5	0	99.3	47 - 120				
Anthracene	5.013	0.10	5	0	100	45 - 120				
Benz(a)anthracene	4.682	0.10	5	0	93.6	40 - 120				
Benzo(a)pyrene	4.245	0.10	5	0	84.9	45 - 120				
Bis(2-chloroethoxy)methane	5.327	0.20	5	0	107	45 - 120				
Bis(2-ethylhexyl)phthalate	5.594	0.20	5	0	112	40 - 139				
Chrysene	5.671	0.10	5	0	113	43 - 120				
Dibenzofuran	5.011	0.10	5	0	100	50 - 120				
Di-n-butyl phthalate	5.303	0.20	5	0	106	45 - 123				
Fluoranthene	5.168	0.10	5	0	103	45 - 125				
Fluorene	5.072	0.10	5	0	101	49 - 120				
Naphthalene	4.749	0.10	5	0	95.0	45 - 120				
Nitrobenzene	5.244	0.20	5	0	105	44 - 120				
N-Nitrosodiphenylamine	5.104	0.20	5	0	102	40 - 125				
Pentachlorophenol	4.608	0.20	5	0	92.2	19 - 121				
Phenanthrene	4.945	0.10	5	0	98.9	45 - 121				
Phenol	4.69	0.20	5	0	93.8	20 - 124				
Pyrene	5.046	0.10	5	0	101	40 - 130				
Surr: 2,4,6-Tribromophenol	*6.744*	*0.20*	*10*	*0*	*67.4*	*34 - 129*				
Surr: 2-Fluorobiphenyl	*6.204*	*0.20*	*10*	*0*	*62.0*	*40 - 125*				
Surr: 2-Fluorophenol	*5.799*	*0.20*	*10*	*0*	*58.0*	*20 - 120*				
Surr: 4-Terphenyl-d14	*6.867*	*0.20*	*10*	*0*	*68.7*	*40 - 135*				
Surr: Nitrobenzene-d5	*6.406*	*0.20*	*10*	*0*	*64.1*	*41 - 120*				
Surr: Phenol-d6	*5.768*	*0.20*	*10*	*0*	*57.7*	*20 - 120*				

Client: Golder Associates Inc.
Project: Houston TX-Wood Preserving Works
WorkOrder: HS22010501

QC BATCH REPORT

Batch ID: 174503 (0) **Instrument: SV-7** **Method: LOW-LEVEL SEMIVOLATILES BY 8270D**

MS Sample ID: **HS22010501-08MS** Units: **ug/L** Analysis Date: **29-Jan-2022 17:16**
Client ID: **WG-1620-MW61A-20220111** Run ID: **SV-7_401233** SeqNo: **6483197** PrepDate: **18-Jan-2022** DF: **1**

Analyte	Result	MQL	SPK Val	SPK Ref Value	%REC	Control Limit	RPD Ref Value	%RPD	RPD Limit	Qual
1,2-Diphenylhydrazine	3.499	0.20	5	0	70.0	39 - 127				
2,4-Dimethylphenol	3.009	0.20	5	0	60.2	35 - 120				
2,4-Dinitrotoluene	4.177	0.20	5	0	83.5	50 - 122				
2,6-Dinitrotoluene	3.763	0.20	5	0	75.3	50 - 120				
2-Chloronaphthalene	3.143	0.20	5	0	62.9	50 - 120				
2-Methylnaphthalene	2.975	0.10	5	0	59.5	50 - 120				
4,6-Dinitro-2-methylphenol	3.113	0.20	5	0	62.3	25 - 121				
4-Nitrophenol	2.151	1.0	5	0	43.0	30 - 130				
Acenaphthene	3.141	0.10	5	0	62.8	45 - 120				
Acenaphthylene	3.361	0.10	5	0	67.2	47 - 120				
Anthracene	4.171	0.10	5	0	83.4	45 - 120				
Benz(a)anthracene	4.007	0.10	5	0	80.1	40 - 120				
Benzo(a)pyrene	3.826	0.10	5	0	76.5	45 - 120				
Bis(2-chloroethoxy)methane	3.188	0.20	5	0	63.8	45 - 120				
Bis(2-ethylhexyl)phthalate	5.125	0.20	5	0.1118	100	40 - 139				
Chrysene	5.259	0.10	5	0	105	43 - 120				
Dibenzofuran	3.37	0.10	5	0	67.4	50 - 120				
Di-n-butyl phthalate	4.765	0.20	5	0	95.3	45 - 123				
Fluoranthene	5.178	0.10	5	0.03017	103	45 - 125				
Fluorene	3.477	0.10	5	0	69.5	49 - 120				
Naphthalene	3.24	0.10	5	0	64.8	45 - 120				
Nitrobenzene	3.065	0.20	5	0	61.3	44 - 120				
N-Nitrosodiphenylamine	4.116	0.20	5	0	82.3	40 - 125				
Pentachlorophenol	4.066	0.20	5	0	81.3	19 - 121				
Phenanthrene	4.08	0.10	5	0	81.6	45 - 121				
Phenol	3.095	0.20	5	0	61.9	20 - 124				
Pyrene	4.622	0.10	5	0	92.4	40 - 130				
Surr: 2,4,6-Tribromophenol	*3.973*	*0.20*	*5*	*0*	*79.5*	*34 - 129*				
Surr: 2-Fluorobiphenyl	*3.192*	*0.20*	*5*	*0*	*63.8*	*40 - 125*				
Surr: 2-Fluorophenol	*3.088*	*0.20*	*5*	*0*	*61.8*	*20 - 120*				
Surr: 4-Terphenyl-d14	*4.773*	*0.20*	*5*	*0*	*95.5*	*40 - 135*				
Surr: Nitrobenzene-d5	*3.099*	*0.20*	*5*	*0*	*62.0*	*41 - 120*				
Surr: Phenol-d6	*3.023*	*0.20*	*5*	*0*	*60.5*	*20 - 120*				

Client: Golder Associates Inc.
Project: Houston TX-Wood Preserving Works
WorkOrder: HS22010501

QC BATCH REPORT

Batch ID: 174503 (0) **Instrument: SV-7** **Method: LOW-LEVEL SEMIVOLATILES BY 8270D**

MSD Sample ID: **HS22010501-08MSD** Units: **ug/L** Analysis Date: **29-Jan-2022 17:34**
Client ID: **WG-1620-MW61A-20220111** Run ID: **SV-7_401233** SeqNo: **6483198** PrepDate: **18-Jan-2022** DF: **1**

Analyte	Result	MQL	SPK Val	SPK Ref Value	%REC	Control Limit	RPD Ref Value	%RPD	RPD Limit	Qual
1,2-Diphenylhydrazine	4.006	0.20	5	0	80.1	39 - 127	3.499	13.5	20	
2,4-Dimethylphenol	3.924	0.20	5	0	78.5	35 - 120	3.009	26.4	20	R
2,4-Dinitrotoluene	5.021	0.20	5	0	100	50 - 122	4.177	18.3	20	
2,6-Dinitrotoluene	4.436	0.20	5	0	88.7	50 - 120	3.763	16.4	20	
2-Chloronaphthalene	4.272	0.20	5	0	85.4	50 - 120	3.143	30.5	20	R
2-Methylnaphthalene	3.968	0.10	5	0	79.4	50 - 120	2.975	28.6	20	R
4,6-Dinitro-2-methylphenol	4.398	0.20	5	0	88.0	25 - 121	3.113	34.2	30	R
4-Nitrophenol	3.534	1.0	5	0	70.7	30 - 130	2.151	48.7	20	R
Acenaphthene	3.787	0.10	5	0	75.7	45 - 120	3.141	18.6	20	
Acenaphthylene	4.076	0.10	5	0	81.5	47 - 120	3.361	19.2	20	
Anthracene	4.901	0.10	5	0	98.0	45 - 120	4.171	16.1	20	
Benz(a)anthracene	4.779	0.10	5	0	95.6	40 - 120	4.007	17.6	20	
Benzo(a)pyrene	4.514	0.10	5	0	90.3	45 - 120	3.826	16.5	20	
Bis(2-chloroethoxy)methane	3.909	0.20	5	0	78.2	45 - 120	3.188	20.3	20	R
Bis(2-ethylhexyl)phthalate	6.011	0.20	5	0.1118	118	40 - 139	5.125	15.9	20	
Chrysene	6.067	0.10	5	0	121	43 - 120	5.259	14.3	20	S
Dibenzofuran	4.042	0.10	5	0	80.8	50 - 120	3.37	18.1	20	
Di-n-butyl phthalate	5.613	0.20	5	0	112	45 - 123	4.765	16.3	20	
Fluoranthene	5.526	0.10	5	0.03017	110	45 - 125	5.178	6.5	20	
Fluorene	4.232	0.10	5	0	84.6	49 - 120	3.477	19.6	20	
Naphthalene	3.897	0.10	5	0	77.9	45 - 120	3.24	18.4	20	
Nitrobenzene	3.694	0.20	5	0	73.9	44 - 120	3.065	18.6	20	
N-Nitrosodiphenylamine	4.63	0.20	5	0	92.6	40 - 125	4.116	11.8	20	
Pentachlorophenol	4.997	0.20	5	0	99.9	19 - 121	4.066	20.6	20	R
Phenanthrene	4.806	0.10	5	0	96.1	45 - 121	4.08	16.3	20	
Phenol	3.736	0.20	5	0	74.7	20 - 124	3.095	18.8	20	
Pyrene	5.415	0.10	5	0	108	40 - 130	4.622	15.8	20	
Surr: 2,4,6-Tribromophenol	*4.75*	*0.20*	*5*	*0*	*95.0*	*34 - 129*	*3.973*	*17.8*	*20*	
Surr: 2-Fluorobiphenyl	*3.773*	*0.20*	*5*	*0*	*75.5*	*40 - 125*	*3.192*	*16.7*	*20*	
Surr: 2-Fluorophenol	*3.594*	*0.20*	*5*	*0*	*71.9*	*20 - 120*	*3.088*	*15.1*	*20*	
Surr: 4-Terphenyl-d14	*5.429*	*0.20*	*5*	*0*	*109*	*40 - 135*	*4.773*	*12.8*	*20*	
Surr: Nitrobenzene-d5	*3.643*	*0.20*	*5*	*0*	*72.9*	*41 - 120*	*3.099*	*16.1*	*20*	
Surr: Phenol-d6	*3.543*	*0.20*	*5*	*0*	*70.9*	*20 - 120*	*3.023*	*15.8*	*20*	

Client: Golder Associates Inc.
Project: Houston TX-Wood Preserving Works
WorkOrder: HS22010501

QC BATCH REPORT

Batch ID: 174503 (0) **Instrument:** SV-7 **Method:** LOW-LEVEL SEMIVOLATILES BY 8270D

The following samples were analyzed in this batch:

HS22010501-02	HS22010501-03	HS22010501-04	HS22010501-05
HS22010501-06	HS22010501-07	HS22010501-08	HS22010501-09
HS22010501-10	HS22010501-11	HS22010501-12	

Client: Golder Associates Inc.
Project: Houston TX-Wood Preserving Works
WorkOrder: HS22010501

QC BATCH REPORT

Batch ID: R400748 (0) **Instrument:** VOA7 **Method:** LOW LEVEL VOLATILES BY SW8260C

MBLK Sample ID: **VBLKW-220120** Units: **ug/L** Analysis Date: **20-Jan-2022 10:23**
Client ID: Run ID: **VOA7_400748** SeqNo: **6471574** PrepDate: DF: **1**

Analyte	Result	MQL	SPK Val	SPK Ref Value	%REC	Control Limit	RPD Ref Value	%RPD	RPD Limit	Qual
1,2-Dichloroethane	< 0.20	1.0								
Benzene	< 0.20	1.0								
Chlorobenzene	< 0.30	1.0								
Ethylbenzene	< 0.30	1.0								
Methylene chloride	< 1.0	2.0								
Toluene	< 0.20	1.0								
Vinyl chloride	< 0.20	1.0								
Xylenes, Total	< 0.30	1.0								
Surr: 1,2-Dichloroethane-d4	*41.92*	*1.0*	*50*	*0*	*83.8*	*70 - 123*				
Surr: 4-Bromofluorobenzene	*41.32*	*1.0*	*50*	*0*	*82.6*	*82 - 115*				
Surr: Dibromofluoromethane	*46.05*	*1.0*	*50*	*0*	*92.1*	*73 - 126*				
Surr: Toluene-d8	*48.24*	*1.0*	*50*	*0*	*96.5*	*81 - 120*				

LCS Sample ID: **VLCSW-220120** Units: **ug/L** Analysis Date: **20-Jan-2022 09:41**
Client ID: Run ID: **VOA7_400748** SeqNo: **6471573** PrepDate: DF: **1**

Analyte	Result	MQL	SPK Val	SPK Ref Value	%REC	Control Limit	RPD Ref Value	%RPD	RPD Limit	Qual
1,2-Dichloroethane	16.98	1.0	20	0	84.9	70 - 124				
Benzene	19.45	1.0	20	0	97.2	74 - 120				
Chlorobenzene	20.22	1.0	20	0	101	76 - 113				
Ethylbenzene	19.76	1.0	20	0	98.8	77 - 117				
Methylene chloride	19.82	2.0	20	0	99.1	70 - 127				
Toluene	19.92	1.0	20	0	99.6	77 - 118				
Vinyl chloride	16.74	1.0	20	0	83.7	70 - 130				
Xylenes, Total	58.13	1.0	60	0	96.9	75 - 122				
Surr: 1,2-Dichloroethane-d4	*41.41*	*1.0*	*50*	*0*	*82.8*	*70 - 123*				
Surr: 4-Bromofluorobenzene	*42.89*	*1.0*	*50*	*0*	*85.8*	*82 - 115*				
Surr: Dibromofluoromethane	*46.95*	*1.0*	*50*	*0*	*93.9*	*73 - 126*				
Surr: Toluene-d8	*47.97*	*1.0*	*50*	*0*	*95.9*	*81 - 120*				

Client: Golder Associates Inc.
Project: Houston TX-Wood Preserving Works
WorkOrder: HS22010501

QC BATCH REPORT

Batch ID: R400748 (0) **Instrument:** VOA7 **Method:** LOW LEVEL VOLATILES BY SW8260C

MS Sample ID: **HS22010760-01MS** Units: **ug/L** Analysis Date: **20-Jan-2022 12:29**
Client ID: Run ID: **VOA7_400748** SeqNo: **6471580** PrepDate: DF: **1**

Analyte	Result	MQL	SPK Val	SPK Ref Value	%REC	Control Limit	RPD Ref Value	%RPD	RPD Limit	Qual
1,2-Dichloroethane	15.63	1.0	20	0	78.2	70 - 127				
Benzene	18.79	1.0	20	0	94.0	70 - 127				
Chlorobenzene	19.75	1.0	20	0	98.7	70 - 114				
Ethylbenzene	19.71	1.0	20	0	98.5	70 - 124				
Methylene chloride	20.16	2.0	20	0	101	70 - 128				
Toluene	19.64	1.0	20	0	98.2	70 - 123				
Vinyl chloride	18.3	1.0	20	0	91.5	70 - 130				
Xylenes, Total	58.36	1.0	60	0	97.3	70 - 130				
Surr: 1,2-Dichloroethane-d4	*41.76*	*1.0*	*50*	*0*	*83.5*	*70 - 126*				
Surr: 4-Bromofluorobenzene	*42.71*	*1.0*	*50*	*0*	*85.4*	*81 - 113*				
Surr: Dibromofluoromethane	*47.25*	*1.0*	*50*	*0*	*94.5*	*77 - 123*				
Surr: Toluene-d8	*47.67*	*1.0*	*50*	*0*	*95.3*	*82 - 127*				

MSD Sample ID: **HS22010760-01MSD** Units: **ug/L** Analysis Date: **20-Jan-2022 12:50**
Client ID: Run ID: **VOA7_400748** SeqNo: **6471581** PrepDate: DF: **1**

Analyte	Result	MQL	SPK Val	SPK Ref Value	%REC	Control Limit	RPD Ref Value	%RPD	RPD Limit	Qual
1,2-Dichloroethane	15.65	1.0	20	0	78.2	70 - 127	15.63	0.102	20	
Benzene	18.27	1.0	20	0	91.3	70 - 127	18.79	2.81	20	
Chlorobenzene	19.12	1.0	20	0	95.6	70 - 114	19.75	3.26	20	
Ethylbenzene	19.58	1.0	20	0	97.9	70 - 124	19.71	0.676	20	
Methylene chloride	18.31	2.0	20	0	91.5	70 - 128	20.16	9.64	20	
Toluene	19.15	1.0	20	0	95.7	70 - 123	19.64	2.52	20	
Vinyl chloride	17.71	1.0	20	0	88.5	70 - 130	18.3	3.31	20	
Xylenes, Total	56	1.0	60	0	93.3	70 - 130	58.36	4.13	20	
Surr: 1,2-Dichloroethane-d4	*41.81*	*1.0*	*50*	*0*	*83.6*	*70 - 126*	*41.76*	*0.129*	*20*	
Surr: 4-Bromofluorobenzene	*43.51*	*1.0*	*50*	*0*	*87.0*	*81 - 113*	*42.71*	*1.85*	*20*	
Surr: Dibromofluoromethane	*47.26*	*1.0*	*50*	*0*	*94.5*	*77 - 123*	*47.25*	*0.0142*	*20*	
Surr: Toluene-d8	*47.61*	*1.0*	*50*	*0*	*95.2*	*82 - 127*	*47.67*	*0.123*	*20*	

The following samples were analyzed in this batch: HS22010501-01 HS22010501-02

Client: Golder Associates Inc.
Project: Houston TX-Wood Preserving Works
WorkOrder: HS22010501

QC BATCH REPORT

Batch ID: R400755 (0) **Instrument:** VOA7 **Method:** LOW LEVEL VOLATILES BY SW8260C

MBLK Sample ID: **VBLKW-220120** Units: **ug/L** Analysis Date: **20-Jan-2022 21:15**
Client ID: Run ID: **VOA7_400755** SeqNo: **6471754** PrepDate: DF: **1**

Analyte	Result	MQL	SPK Val	SPK Ref Value	%REC	Control Limit	RPD Ref Value	%RPD	RPD Limit	Qual
1,2-Dichloroethane	< 0.20	1.0								
Benzene	< 0.20	1.0								
Chlorobenzene	< 0.30	1.0								
Ethylbenzene	< 0.30	1.0								
Methylene chloride	< 1.0	2.0								
Toluene	< 0.20	1.0								
Xylenes, Total	< 0.30	1.0								
Surr: 1,2-Dichloroethane-d4	*40.84*	*1.0*	*50*	*0*	*81.7*	*70 - 123*				
Surr: 4-Bromofluorobenzene	*41.13*	*1.0*	*50*	*0*	*82.3*	*82 - 115*				
Surr: Dibromofluoromethane	*46.32*	*1.0*	*50*	*0*	*92.6*	*73 - 126*				
Surr: Toluene-d8	*48.18*	*1.0*	*50*	*0*	*96.4*	*81 - 120*				

LCS Sample ID: **VLCSW-220120** Units: **ug/L** Analysis Date: **20-Jan-2022 20:33**
Client ID: Run ID: **VOA7_400755** SeqNo: **6471753** PrepDate: DF: **1**

Analyte	Result	MQL	SPK Val	SPK Ref Value	%REC	Control Limit	RPD Ref Value	%RPD	RPD Limit	Qual
1,2-Dichloroethane	17.84	1.0	20	0	89.2	70 - 124				
Benzene	20.44	1.0	20	0	102	74 - 120				
Chlorobenzene	21.81	1.0	20	0	109	76 - 113				
Ethylbenzene	21.44	1.0	20	0	107	77 - 117				
Methylene chloride	22.42	2.0	20	0	112	70 - 127				
Toluene	21.52	1.0	20	0	108	77 - 118				
Xylenes, Total	63.66	1.0	60	0	106	75 - 122				
Surr: 1,2-Dichloroethane-d4	*42.2*	*1.0*	*50*	*0*	*84.4*	*70 - 123*				
Surr: 4-Bromofluorobenzene	*43.04*	*1.0*	*50*	*0*	*86.1*	*82 - 115*				
Surr: Dibromofluoromethane	*47.71*	*1.0*	*50*	*0*	*95.4*	*73 - 126*				
Surr: Toluene-d8	*48.55*	*1.0*	*50*	*0*	*97.1*	*81 - 120*				

Client: Golder Associates Inc.
Project: Houston TX-Wood Preserving Works
WorkOrder: HS22010501

QC BATCH REPORT

Batch ID: **R400755 (0)** **Instrument:** **VOA7** **Method:** **LOW LEVEL VOLATILES BY SW8260C**

MS Sample ID: **HS22010501-08MS** Units: **ug/L** Analysis Date: **20-Jan-2022 23:02**
Client ID: **WG-1620-MW61A-20220111** Run ID: **VOA7_400755** SeqNo: **6471759** PrepDate: DF: **1**

Analyte	Result	MQL	SPK Val	SPK Ref Value	%REC	Control Limit	RPD Ref Value	%RPD	RPD Limit	Qual
1,2-Dichloroethane	16.45	1.0	20	0	82.2	70 - 127				
Benzene	20.18	1.0	20	0	101	70 - 127				
Chlorobenzene	21.35	1.0	20	0	107	70 - 114				
Ethylbenzene	21.46	1.0	20	0	107	70 - 124				
Methylene chloride	20.34	2.0	20	0	102	70 - 128				
Toluene	20.66	1.0	20	0	103	70 - 123				
Xylenes, Total	62.77	1.0	60	0	105	70 - 130				
Surr: 1,2-Dichloroethane-d4	*41.44*	*1.0*	*50*	*0*	*82.9*	*70 - 126*				
Surr: 4-Bromofluorobenzene	*43.67*	*1.0*	*50*	*0*	*87.3*	*81 - 113*				
Surr: Dibromofluoromethane	*46.37*	*1.0*	*50*	*0*	*92.7*	*77 - 123*				
Surr: Toluene-d8	*47.33*	*1.0*	*50*	*0*	*94.7*	*82 - 127*				

MSD Sample ID: **HS22010501-08MSD** Units: **ug/L** Analysis Date: **20-Jan-2022 23:23**
Client ID: **WG-1620-MW61A-20220111** Run ID: **VOA7_400755** SeqNo: **6471760** PrepDate: DF: **1**

Analyte	Result	MQL	SPK Val	SPK Ref Value	%REC	Control Limit	RPD Ref Value	%RPD	RPD Limit	Qual
1,2-Dichloroethane	16	1.0	20	0	80.0	70 - 127	16.45	2.78	20	
Benzene	19.55	1.0	20	0	97.7	70 - 127	20.18	3.19	20	
Chlorobenzene	20.44	1.0	20	0	102	70 - 114	21.35	4.35	20	
Ethylbenzene	20.69	1.0	20	0	103	70 - 124	21.46	3.65	20	
Methylene chloride	20.78	2.0	20	0	104	70 - 128	20.34	2.12	20	
Toluene	20.56	1.0	20	0	103	70 - 123	20.66	0.508	20	
Xylenes, Total	59.89	1.0	60	0	99.8	70 - 130	62.77	4.7	20	
Surr: 1,2-Dichloroethane-d4	*42.88*	*1.0*	*50*	*0*	*85.8*	*70 - 126*	*41.44*	*3.42*	*20*	
Surr: 4-Bromofluorobenzene	*43*	*1.0*	*50*	*0*	*86.0*	*81 - 113*	*43.67*	*1.55*	*20*	
Surr: Dibromofluoromethane	*47.48*	*1.0*	*50*	*0*	*95.0*	*77 - 123*	*46.37*	*2.37*	*20*	
Surr: Toluene-d8	*47.96*	*1.0*	*50*	*0*	*95.9*	*82 - 127*	*47.33*	*1.32*	*20*	

The following samples were analyzed in this batch: HS22010501-08

Client: Golder Associates Inc.
Project: Houston TX-Wood Preserving Works
WorkOrder: HS22010501

QC BATCH REPORT

Batch ID: R400888 (0) **Instrument:** VOA7 **Method:** LOW LEVEL VOLATILES BY SW8260C

MBLK Sample ID: **VBLKW-220124** Units: **ug/L** Analysis Date: **24-Jan-2022 10:04**
Client ID: Run ID: **VOA7_400888** SeqNo: **6474465** PrepDate: DF: **1**

Analyte	Result	MQL	SPK Val	SPK Ref Value	%REC	Control Limit	RPD Ref Value	%RPD	RPD Limit	Qual
1,2-Dichloroethane	< 0.20	1.0								
Benzene	< 0.20	1.0								
Chlorobenzene	< 0.30	1.0								
Ethylbenzene	< 0.30	1.0								
Methylene chloride	< 1.0	2.0								
Toluene	< 0.20	1.0								
Vinyl chloride	< 0.20	1.0								
Xylenes, Total	< 0.30	1.0								
Surr: 1,2-Dichloroethane-d4	*41.97*	*1.0*	*50*	*0*	*83.9*	*70 - 123*				
Surr: 4-Bromofluorobenzene	*41.06*	*1.0*	*50*	*0*	*82.1*	*82 - 115*				
Surr: Dibromofluoromethane	*46.72*	*1.0*	*50*	*0*	*93.4*	*73 - 126*				
Surr: Toluene-d8	*49.69*	*1.0*	*50*	*0*	*99.4*	*81 - 120*				

LCS Sample ID: **VLCSW-220124** Units: **ug/L** Analysis Date: **24-Jan-2022 09:23**
Client ID: Run ID: **VOA7_400888** SeqNo: **6474464** PrepDate: DF: **1**

Analyte	Result	MQL	SPK Val	SPK Ref Value	%REC	Control Limit	RPD Ref Value	%RPD	RPD Limit	Qual
1,2-Dichloroethane	17.07	1.0	20	0	85.3	70 - 124				
Benzene	19.53	1.0	20	0	97.6	74 - 120				
Chlorobenzene	20.46	1.0	20	0	102	76 - 113				
Ethylbenzene	20.83	1.0	20	0	104	77 - 117				
Methylene chloride	20.21	2.0	20	0	101	70 - 127				
Toluene	20.64	1.0	20	0	103	77 - 118				
Vinyl chloride	18.39	1.0	20	0	92.0	70 - 130				
Xylenes, Total	60.9	1.0	60	0	101	75 - 122				
Surr: 1,2-Dichloroethane-d4	*43.86*	*1.0*	*50*	*0*	*87.7*	*70 - 123*				
Surr: 4-Bromofluorobenzene	*45*	*1.0*	*50*	*0*	*90.0*	*82 - 115*				
Surr: Dibromofluoromethane	*47.69*	*1.0*	*50*	*0*	*95.4*	*73 - 126*				
Surr: Toluene-d8	*48.19*	*1.0*	*50*	*0*	*96.4*	*81 - 120*				

Client: Golder Associates Inc.
Project: Houston TX-Wood Preserving Works
WorkOrder: HS22010501

QC BATCH REPORT

Batch ID: R400888 (0) **Instrument:** VOA7 **Method:** LOW LEVEL VOLATILES BY SW8260C

MS Sample ID: **HS22010835-04MS** Units: **ug/L** Analysis Date: **24-Jan-2022 16:50**
Client ID: Run ID: **VOA7_400888** SeqNo: **6474482** PrepDate: DF: **1**

Analyte	Result	MQL	SPK Val	SPK Ref Value	%REC	Control Limit	RPD Ref Value	%RPD	RPD Limit	Qual
1,2-Dichloroethane	18.1	1.0	20	3.989	70.6	70 - 127				
Benzene	21.64	1.0	20	0.3621	106	70 - 127				
Chlorobenzene	22.19	1.0	20	0	111	70 - 114				
Ethylbenzene	22.12	1.0	20	0	111	70 - 124				
Methylene chloride	23.75	2.0	20	0	119	70 - 128				
Toluene	22.26	1.0	20	0	111	70 - 123				
Vinyl chloride	19.47	1.0	20	0	97.4	70 - 130				
Xylenes, Total	64.49	1.0	60	0	107	70 - 130				
Surr: 1,2-Dichloroethane-d4	*42.62*	*1.0*	*50*	*0*	*85.2*	*70 - 126*				
Surr: 4-Bromofluorobenzene	*42.56*	*1.0*	*50*	*0*	*85.1*	*81 - 113*				
Surr: Dibromofluoromethane	*48.69*	*1.0*	*50*	*0*	*97.4*	*77 - 123*				
Surr: Toluene-d8	*48.16*	*1.0*	*50*	*0*	*96.3*	*82 - 127*				

MSD Sample ID: **HS22010835-04MSD** Units: **ug/L** Analysis Date: **24-Jan-2022 17:11**
Client ID: Run ID: **VOA7_400888** SeqNo: **6474483** PrepDate: DF: **1**

Analyte	Result	MQL	SPK Val	SPK Ref Value	%REC	Control Limit	RPD Ref Value	%RPD	RPD Limit	Qual
1,2-Dichloroethane	17.6	1.0	20	3.989	68.1	70 - 127	18.1	2.8	20	S
Benzene	20.88	1.0	20	0.3621	103	70 - 127	21.64	3.56	20	
Chlorobenzene	21.49	1.0	20	0	107	70 - 114	22.19	3.2	20	
Ethylbenzene	21.56	1.0	20	0	108	70 - 124	22.12	2.56	20	
Methylene chloride	22.52	2.0	20	0	113	70 - 128	23.75	5.29	20	
Toluene	21.67	1.0	20	0	108	70 - 123	22.26	2.69	20	
Vinyl chloride	19.95	1.0	20	0	99.7	70 - 130	19.47	2.42	20	
Xylenes, Total	62.52	1.0	60	0	104	70 - 130	64.49	3.1	20	
Surr: 1,2-Dichloroethane-d4	*42.08*	*1.0*	*50*	*0*	*84.2*	*70 - 126*	*42.62*	*1.28*	*20*	
Surr: 4-Bromofluorobenzene	*43.32*	*1.0*	*50*	*0*	*86.6*	*81 - 113*	*42.56*	*1.78*	*20*	
Surr: Dibromofluoromethane	*47.95*	*1.0*	*50*	*0*	*95.9*	*77 - 123*	*48.69*	*1.53*	*20*	
Surr: Toluene-d8	*47.79*	*1.0*	*50*	*0*	*95.6*	*82 - 127*	*48.16*	*0.791*	*20*	

The following samples were analyzed in this batch:

HS22010501-03	HS22010501-04	HS22010501-05	HS22010501-06
HS22010501-07	HS22010501-09	HS22010501-10	HS22010501-11
HS22010501-12			

Client: Golder Associates Inc.
Project: Houston TX-Wood Preserving Works
WorkOrder: HS22010501

QC BATCH REPORT

Batch ID: **R400380 (0)** **Instrument:** **ICS-Integrion** **Method:** **ANIONS BY SW9056A**

MBLK Sample ID: **MBLK** Units: **mg/L** Analysis Date: **14-Jan-2022 04:18**
Client ID: Run ID: **ICS-Integrion_400380** SeqNo: **6463751** PrepDate: DF: **1**

Analyte	Result	MQL	SPK Val	SPK Ref Value	%REC	Control Limit	RPD Ref Value	%RPD	RPD Limit	Qual
Chloride	< 0.200	0.500								
Fluoride	< 0.0500	0.100								
Nitrogen, Nitrate (As N)	< 0.0300	0.100								
Nitrogen, Nitrite (As N)	< 0.0300	0.100								
Sulfate	< 0.200	0.500								
Nitrate/Nitrite (as N)	< 0.0300	0.100								

LCS Sample ID: **LCS** Units: **mg/L** Analysis Date: **14-Jan-2022 04:26**
Client ID: Run ID: **ICS-Integrion_400380** SeqNo: **6463752** PrepDate: DF: **1**

Analyte	Result	MQL	SPK Val	SPK Ref Value	%REC	Control Limit	RPD Ref Value	%RPD	RPD Limit	Qual
Chloride	18.3	0.500	20	0	91.5	80 - 120				
Fluoride	3.948	0.100	4	0	98.7	80 - 120				
Nitrogen, Nitrate (As N)	3.639	0.100	4	0	91.0	80 - 120				
Nitrogen, Nitrite (As N)	3.746	0.100	4	0	93.6	80 - 120				
Sulfate	18.69	0.500	20	0	93.4	80 - 120				
Nitrate/Nitrite (as N)	7.385	0.100	8	0	92.3	80 - 120				

MS Sample ID: **HS22010501-08MS** Units: **mg/L** Analysis Date: **13-Jan-2022 18:38**
Client ID: **WG-1620-MW61A-20220111** Run ID: **ICS-Integrion_400380** SeqNo: **6463732** PrepDate: DF: **1**

Analyte	Result	MQL	SPK Val	SPK Ref Value	%REC	Control Limit	RPD Ref Value	%RPD	RPD Limit	Qual
Chloride	23.59	0.500	10	14.45	91.4	80 - 120				
Fluoride	3.096	0.100	2	1.121	98.7	80 - 120				
Nitrogen, Nitrate (As N)	1.961	0.100	2	0.1195	92.1	80 - 120				
Nitrogen, Nitrite (As N)	1.804	0.100	2	0.2266	78.8	80 - 120				S
Sulfate	72.76	0.500	10	64.97	77.9	80 - 120				SO
Nitrate/Nitrite (as N)	3.764	0.100	4	0.3461	85.5	80 - 120				

Client: Golder Associates Inc.
Project: Houston TX-Wood Preserving Works
WorkOrder: HS22010501

QC BATCH REPORT

Batch ID: **R400380 (0)** **Instrument:** **ICS-Integrion** **Method:** **ANIONS BY SW9056A**

MSD Sample ID: **HS22010501-08MSD** Units: **mg/L** Analysis Date: **13-Jan-2022 18:46**
Client ID: **WG-1620-MW61A-20220111** Run ID: **ICS-Integrion_400380** SeqNo: **6463733** PrepDate: DF: **1**

Analyte	Result	MQL	SPK Val	SPK Ref Value	%REC	Control Limit	RPD Ref Value	%RPD	RPD Limit	Qual
Chloride	23.72	0.500	10	14.45	92.7	80 - 120	23.59	0.55	20	
Fluoride	3.122	0.100	2	1.121	100	80 - 120	3.096	0.83	20	
Nitrogen, Nitrate (As N)	1.971	0.100	2	0.1195	92.6	80 - 120	1.961	0.529	20	
Nitrogen, Nitrite (As N)	1.813	0.100	2	0.2266	79.3	80 - 120	1.804	0.542	20	S
Sulfate	73.19	0.500	10	64.97	82.1	80 - 120	72.76	0.582	20	O
Nitrate/Nitrite (as N)	3.785	0.100	4	0.3461	86.0	80 - 120	3.764	0.535	20	

The following samples were analyzed in this batch: HS22010501-08 HS22010501-09 HS22010501-10 HS22010501-11 HS22010501-12

Client: Golder Associates Inc.
Project: Houston TX-Wood Preserving Works
WorkOrder: HS22010501

QC BATCH REPORT

Batch ID: R400821 (0) **Instrument:** ManTech01 **Method:** ALKALINITY BY SM 2320B-2011

MBLK Sample ID: **WBLKW1-220121** Units: **mg/L** Analysis Date: **21-Jan-2022 13:53**
Client ID: Run ID: **ManTech01_400821** SeqNo: **6472950** PrepDate: DF: **1**

Analyte	Result	MQL	SPK Val	SPK Ref Value	%REC	Control Limit	RPD Ref Value	%RPD	RPD Limit	Qual
Alkalinity, Bicarbonate (As CaCO3)	< 5.00	5.00								
Alkalinity, Carbonate (As CaCO3)	< 5.00	5.00								
Alkalinity, Total (As CaCO3)	< 5.00	5.00								

LCS Sample ID: **LCS1-220121** Units: **mg/L** Analysis Date: **21-Jan-2022 14:02**
Client ID: Run ID: **ManTech01_400821** SeqNo: **6472951** PrepDate: DF: **1**

Analyte	Result	MQL	SPK Val	SPK Ref Value	%REC	Control Limit	RPD Ref Value	%RPD	RPD Limit	Qual
Alkalinity, Carbonate (As CaCO3)	996.8	5.00	1000	0	99.7	85 - 115				
Alkalinity, Total (As CaCO3)	1026	5.00	1000	0	103	85 - 115				

LCSD Sample ID: **LCSD1-220121** Units: **mg/L** Analysis Date: **21-Jan-2022 14:12**
Client ID: Run ID: **ManTech01_400821** SeqNo: **6472952** PrepDate: DF: **1**

Analyte	Result	MQL	SPK Val	SPK Ref Value	%REC	Control Limit	RPD Ref Value	%RPD	RPD Limit	Qual
Alkalinity, Carbonate (As CaCO3)	1011	5.00	1000	0	101	85 - 115	996.8	1.42	20	
Alkalinity, Total (As CaCO3)	1049	5.00	1000	0	105	85 - 115	1026	2.28	20	

DUP Sample ID: **HS22010501-08DUP** Units: **mg/L** Analysis Date: **21-Jan-2022 14:25**
Client ID: **WG-1620-MW61A-20220111** Run ID: **ManTech01_400821** SeqNo: **6472954** PrepDate: DF: **1**

Analyte	Result	MQL	SPK Val	SPK Ref Value	%REC	Control Limit	RPD Ref Value	%RPD	RPD Limit	Qual
Alkalinity, Bicarbonate (As CaCO3)	433.6	5.00					429.4	0.959	20	
Alkalinity, Carbonate (As CaCO3)	< 5.00	5.00					0	0	20	
Alkalinity, Total (As CaCO3)	433.6	5.00					429.4	0.959	20	

The following samples were analyzed in this batch: HS22010501-08 HS22010501-09 HS22010501-10 HS22010501-11 HS22010501-12

Client: Golder Associates Inc.
Project: Houston TX-Wood Preserving Works
WorkOrder: **HS22010501**

QUALIFIERS, ACRONYMS, UNITS

Qualifier	Description
*	Value exceeds Regulatory Limit
a	Not accredited
B	Analyte detected in the associated Method Blank above the Reporting Limit
E	Value above quantitation range
H	Analyzed outside of Holding Time
J	Analyte detected below quantitation limit
M	Manually integrated, see raw data for justification
n	Not offered for accreditation
ND	Not Detected at the Reporting Limit
O	Sample amount is > 4 times amount spiked
P	Dual Column results percent difference > 40%
R	RPD above laboratory control limit
S	Spike Recovery outside laboratory control limits
U	Analyzed but not detected above the MDL/SDL

Acronym	Description
DCS	Detectability Check Study
DUP	Method Duplicate
LCS	Laboratory Control Sample
LCSD	Laboratory Control Sample Duplicate
MBLK	Method Blank
MDL	Method Detection Limit
MQL	Method Quantitation Limit
MS	Matrix Spike
MSD	Matrix Spike Duplicate
PDS	Post Digestion Spike
PQL	Practical Quantitaion Limit
SD	Serial Dilution
SDL	Sample Detection Limit
TRRP	Texas Risk Reduction Program

Unit Reported	Description
mg/L	Milligrams per Liter

CERTIFICATIONS,ACCREDITATIONS & LICENSES

Agency	Number	Expire Date
Arkansas	21-022-0	26-Mar-2022
Florida	E87611-33	30-Jun-2022
Illinois	2000322021-7	09-May-2022
Kansas	E-10352 2021-2022	31-Jul-2022
Kentucky	123043, 2021-2022	30-Apr-2022
Louisiana	03087, 2021-2022	30-Jun-2022
Texas	T104704231-21-28	30-Apr-2022

Sample Receipt Checklist

Work Order ID: HS22010501 **Date/Time Received:** **13-Jan-2022 11:23**

Client Name: PBW **Received by:** **Paresh M. Giga**

Completed By: /S/ Eric Widjaja (eSignature) 13-Jan-2022 14:30 (Date/Time) **Reviewed by:** /S/ Dane J. Wacasey (eSignature) 28-Jan-2022 16:54 (Date/Time)

Matrices: **Water** Carrier name: **Client**

	Yes	No	
Shipping container/cooler in good condition?	☑	☐	Not Present ☐
Custody seals intact on shipping container/cooler?	☐	☐	Not Present ☑
Custody seals intact on sample bottles?	☐	☐	Not Present ☑
VOA/TX1005/TX1006 Solids in hermetically sealed vials?	☐	☐	Not Present ☑
Chain of custody present?	☑	☐	2 Page(s)
Chain of custody signed when relinquished and received?	☑	☐	COC IDs:258756, 258760
Samplers name present on COC?	☑	☐	
Chain of custody agrees with sample labels?	☑	☐	
Samples in proper container/bottle?	☑	☐	
Sample containers intact?	☑	☐	
Sufficient sample volume for indicated test?	☑	☐	
All samples received within holding time?	☑	☐	
Container/Temp Blank temperature in compliance?	☑	☐	

Temperature(s)/Thermometer(s): 0.2°C, 0.4°C, 0.7°C UC/C IR #01

Cooler(s)/Kit(s): 48255, 46394, 47304

Date/Time sample(s) sent to storage: 01/13/2022 14:50

	Yes	No	
Water - VOA vials have zero headspace?	☑	☐	No VOA vials submitted ☐
Water - pH acceptable upon receipt?	☑	☐	N/A ☐
pH adjusted?	☐	☑	N/A ☐

pH adjusted by:

Login Notes: All samples containing test codes E/F/G, Received # bottles = 8, CoC # bottles = 6
Exceptions for WG-1620-MW88A-20220112, # Bottles Received = 7 (2 vials for VOC)

MS/MSD Sample: WG-1620-MW61A-20220112, # Bottles Received = 16, CoC = 12

Client Contacted: Date Contacted: Person Contacted:

Contacted By: Regarding:

Comments:

Corrective Action:

Cincinnati, OH +1 513 733 5336
Everett, WA +1 425 356 2600
Fort Collins, CO +1 970 490 1511
Holland, MI +1 616 399 6070

Chain of Custody Fo

Page 1 of 2

COC ID: 258756

HS22010501

Golder Associates Inc.
Houston TX-Wood Preserving Works

ALS Project Manager:

Customer Information		Project Information	
Purchase Order	430004207 1/Kevin Peterburs 1620-01	Project Name	Houston TX-Wood Preserving Works
Work Order		Project Number	1620-01-Rev0 SR 92688
Company Name	Golder Associates Inc.	Bill To Company	Union Pacific Railroad- A/P
Send Report To	Eric Matzner	Invoice Attn	Accounts Payable
Address	2201 Double Creek Drive Suite 4004	Address	1400 Douglas Street Stop 0750
City/State/Zip	Round Rock, TX 78664	City/State/Zip	Omaha NE 681790750
Phone	(512) 671-3434	Phone	
Fax	(512) 671-3446	Fax	
e-Mail Address	Eric_Matzner@golder.com	e-Mail Address	

A	8260_LL_W (5632528 VOC Site Specific)
B	8260_LL_W (5632528 VOC Site Specific + V.C.)
C	8270_LOW_W (5632532 SemiVolatiles Site specific)
D	ICP_TW (5636002 Metals - As)
E	5636002 5652846 Metals - As, Ca, Fe, Mg, Mn, K, Na
F	9056_anions_W (5652642 Anions-*NO3*, *NO2*, Cl, F, SO4)
G	ALK_W 2320B (5635964 Alkalinity (T, CO3, HCO3))
H	MS / MSD
I	
J	

No.	Sample Description	Date	Time	Matrix	Pres.	# Bottles	A	B	C	D	E	F	G	H	I	J	Hold
1	WQ-1620-TB05-20220112			Water	1,8	2	X										
2	WG-1620-FB05-20220111	1-11-22	1720	Groundwa	1,2,6	6	X		X	X							
3	WG-1620-MW61B-20220112	1-12-22	0745	GW		6	X		X	X							
4	WG-1620-MW59B-20220112	1-12-22	0840	GW		6	X		X	X							
5	WG-1620-MW74B-20220112	1-12-22	0930	GW		6	X		X	X							
6	WG-1620-MW33BR-20220112	1-12-22	1020	GW		6		X	X	X							
7	WG-1620-MW71B-20220112	1-12-22	1105	GW		6	X		X	X							
8	WG-1620-MW61A-20220112	1-12-22	1250	GW		12	X		X	X	X	X	X	X			
9	WG-1620-MW59A-20220112	1-12-22	1340	GW		6	X		X	X	X	X	X				
10	WG-1620-MW69A-20220112	1-12-22	1430	GW		6	X		X	X	X	X	X				

Sampler(s) Please Print & Sign: JOHN BRAYTON [signature]

Shipment Method: HAND DELIVERED

Required Turnaround Time: (Check Box) [X] [illegible] [ ] [illegible] [ ] [illegible] [ ] [illegible]

Results Due Date:

Relinquished by: [signature]	Date: 1-13-12	Time: 11:23	Received by:
Relinquished by:	Date:	Time:	Received by (Laboratory): 1/13/2022 11:23
Logged by (Laboratory):	Date:	Time:	Checked by (Laboratory):

Notes: UPRR HWPW 1620-01

Cooler ID	Cooler Temp. °C
48255	0.2°
46394	0.4°
47304	0.7°

QC Package: (Check One Box Below) [ ] [illegible] [X] [illegible] [ ] [illegible]

Preservative Key: 1-HCl 2-HNO_3 3-H_2SO_4 4-NaOH 5-$Na_2S_2O_3$ 6-$NaHSO_4$ 7-Other 8-4°C 9-5035

Note: 1. Any changes must be made in writing once samples and COC Form have been submitted to ALS Environmental.
2. Unless otherwise agreed in a formal contract, services provided by ALS Environmental are expressly limited to the terms and conditions stated on the reverse.
3. The Chain of Custody is a legal document. All information must be completed accurately.

Copyright 2011 by ALS Environmental.

#01

Cincinnati, OH +1 513 733 5336
Everett, WA +1 425 356 2600
Fort Collins, CO +1 970 490 1511
Holland, MI +1 616 399 6070

Chain of Custody For

Page 2 of 2

COC ID: 258760

HS22010501

Golder Associates Inc.
Houston TX-Wood Preserving Works

ALS Project Manager:

Customer Information		Project Information			
Purchase Order	4300042071/Kevin Peterburs 1620-01	Project Name	Houston TX-Wood Preserving Works	A	8260_LL_W (5632528 VOC Site Specific)
Work Order		Project Number	1620-01-Rev0 SR 92688	B	8260_LL_W (5632528 VOC Site Specific + V.C.)
Company Name	Golder Associates Inc.	Bill To Company	Union Pacific Railroad- A/P	C	8270_LOW_W (5632532 SemiVolatiles Site specific)
Send Report To	Eric Matzner	Invoice Attn	Accounts Payable	D	ICP_TW (5636002 Metals - As)
Address	2201 Double Creek Drive Suite 4004	Address	1400 Douglas Street Stop 0750	E	5636002 5652646 Metals - As, Ca, Fe, Mg, Mn, K, Na
City/State/Zip	Round Rock, TX 78664	City/State/Zip	Omaha NE 681790750	F	9056_anions_W (5652642 Anions-*NO3*, *NO2*, Cl, F, SO4)
Phone	(512) 671-3434	Phone		G	ALK_W 2320B (5635964 Alkalinity (T, CO3, HCO3))
Fax	(512) 671-3446	Fax		H	
e-Mail Address	Eric_Matzner@golder.com	e-Mail Address		I	
				J	

No.	Sample Description	Date	Time	Matrix	Pres.	# Bottles	A	B	C	D	E	F	G	H	I	J	Hold
1	~~WG-1620-TB~~			Water	1.8	2											
2	WG-1620-MW88A-20220112	1-12-22	1535	Groundwa	1,2,6	6	X		X	X	X	X	X				
3	WG-1620-MW15A-20220112	1-12-22	1630	GW		6	X		X	X	X	X	X				
4																	
5																	
6																	
7																	
8																	
9																	
0																	

ampler(s) Please Print & Sign: JOHN BRAYTON

Shipment Method: HAND DELIVERED

Required Turnaround Time: (Check Box) [X] [illegible] [ ] [illegible] [ ] [illegible] [ ] [illegible]

Results Due Date:

elinquished by: [signature] Date: 1-13-22 Time: 11:23 Received by: [signature]

elinquished by: Date: Time: Received by (Laboratory): 1/13/2022 11:23

gged by (Laboratory): Date: Time: Checked by (Laboratory):

Notes: UPRR HWPW 1620-01

Cooler ID	Cooler Temp.

QC Package: (Check One Box Below) [ ] [illegible] [X] [illegible] [ ] [illegible] [ ] [illegible]

eservative Key: 1-HCl 2-HNO_3 3-H_2SO_4 4-NaOH 5-$Na_2S_2O_3$ 6-$NaHSO_4$ 7-Other 8-4°C 9-5035

e: 1. Any changes must be made in writing once samples and COC Form have been submitted to ALS Environmental.
2. Unless otherwise agreed in a formal contract, services provided by ALS Environmental are expressly limited to the terms and conditions stated on the reverse.
3. The Chain of Custody is a legal document. All information must be completed accurately.

Copyright 2011 by ALS Environmental.

10450 Stancliff Rd. Suite 210
Houston, TX 77099
T: +1 281 530 5656
F: +1 281 530 5887

February 04, 2022

Eric Matzner
Golder Associates Inc.
2201 Double Creek Drive
Suite 4004
Round Rock, TX 78664

Work Order: **HS22010621**

Laboratory Results for: **Houston TX-Wood Preserving Works**

Dear Eric Matzner,

ALS Environmental received 19 sample(s) on Jan 15, 2022 for the analysis presented in the following report.

The analytical data provided relates directly to the samples received by ALS Environmental and for only the analyses requested. Results are expressed as "as received" unless otherwise noted.

QC sample results for this data met EPA or laboratory specifications except as noted in the Case Narrative or as noted with qualifiers in the QC batch information. Should this laboratory report need to be reproduced, it should be reproduced in full unless written approval has been obtained by ALS Environmental. Samples will be disposed in 30 days unless storage arrangements are made.

If you have any questions regarding this report, please feel free to call me.

Sincerely,

Generated By: JUMOKE.LAWAL

Dane J. Wacasey

Client:	Golder Associates Inc.	**TRRP Laboratory Data Package Cover Page**
Project:	Houston TX-Wood Preserving Works	
WorkOrder:	**HS22010621**	

This data package consists of all or some of the following as applicable:

This signature page, the laboratory review checklist, and the following reportable data:

R1 Field chain-of-custody documentation;

R2 Sample identification cross-reference;

R3 Test reports (analytical data sheets) for each environmental sample that includes:

a) Items consistent with NELAC Chapter 5,
b) dilution factors,
c) preparation methods,
d) cleanup methods, and
e) if required for the project, tentatively identified compounds (TICs).

R4 Surrogate recovery data including:

a) Calculated recovery (%R), and
b) The laboratory's surrogate QC limits.

R5 Test reports/summary forms for blank samples;

R6 Test reports/summary forms for laboratory control samples (LCSs) including:

a) LCS spiking amounts,
b) Calculated %R for each analyte, and
c)The laboratory's LCS QC limits.

R7 Test reports for project matrix spike/matrix spike duplicates (MS/MSDs) including:

a) Samples associated with the MS/MSD clearly identified,
b) MS/MSD spiking amounts,
c) Concentration of each MS/MSD analyte measured in the parent and spiked samples,
d) Calculated %Rs and relative percent differences (RPDs), and
e) The laboratory's MS/MSD QC limits.

R8 Laboratory analytical duplicate (if applicable) recovery and precision:

a) the amount of analyte measured in the duplicate,
b) the calculated RPD, and
c) the laboratory's QC limits for analytical duplicates.

R9 List of method quantitation limits (MQLs) and detectability check sample results for each analyte for each method and matrix.

R10 Other problems or anomalies.
The Exception Report for each "No" or "Not Reviewed (NR)" item in Laboratory Review Checklist and for each analyte, matrix, and method for which the laboratory does not hold NELAC accreditation under the Texas Laboratory Accreditation Program.

Client:	Golder Associates Inc.	**TRRP Laboratory Data Package Cover Page**
Project:	Houston TX-Wood Preserving Works	
WorkOrder:	**HS22010621**	

Release Statement: I am responsible for the release of this laboratory data package. This laboratory is NELAC accredited under the Texas Laboratory Accreditation Program for all the methods, analytes and matrices reported in this data package except as noted in the Exception Reports. The data have been reviewed and are technically compliant with the requirements of the methods used, except where noted by the laboratory in the attached exception reports. By my signature below, I affirm to the best of my knowledge, all problems/anomalies, observed by the laboratory have been identified by the laboratory in the Laboratory Review Checklist, and no information affecting the quality of the data has been knowingly withheld.

Check, if applicable: [NA] This laboratory meets an exception under 30 TAC §25.6 and was last inspected by [ ] TCEQ or [ ] _____ on (enter date of last inspection). Any findings affecting the data in this laboratory data package are noted in the Exception Reports herein. The official signing the cover page of the report in which these data are used is responsible for releasing this data package and is by signature affirming the above release statement is true.

Dane J. Wacasey

Laboratory Review Checklist: Reportable Data	
Laboratory Name: ALS Laboratory Group	LRC Date: 02/04/2022
Project Name: Houston TX-Wood Preserving Works	Laboratory Job Number: HS22010621
Reviewer Name: Dane Wacasey	Prep Batch Number(s): 174543,174772,174791,R400837,R400995,R401083

#[1]	A[2]	Description	Yes	No	NA[3]	NR[4]	ER#[5]
R1	OI	**Chain-of-custody (C-O-C)**					
		Did samples meet the laboratory's standard conditions of sample acceptability upon receipt?	X				
		Were all departures from standard conditions described in an exception report?	X				
R2	OI	**Sample and quality control (QC) identification**					
		Are all field sample ID numbers cross-referenced to the laboratory ID numbers?	X				
		Are all laboratory ID numbers cross-referenced to the corresponding QC data?	X				
R3	OI	**Test reports**					
		Were all samples prepared and analyzed within holding times?	X				
		Other than those results < MQL, were all other raw values bracketed by calibration standards?	X				
		Were calculations checked by a peer or supervisor?	X				
		Were all analyte identifications checked by a peer or supervisor?	X				
		Were sample detection limits reported for all analytes not detected?	X				
		Were all results for soil and sediment samples reported on a dry weight basis?			X		
		Were % moisture (or solids) reported for all soil and sediment samples?			X		
		Were bulk soils/solids samples for volatile analysis extracted with methanol per SW-846 Method 5035?			X		
		If required for the project, TICs reported?			X		
R4	O	**Surrogate recovery data**					
		Were surrogates added prior to extraction?	X				
		Were surrogate percent recoveries in all samples within the laboratory QC limits?		X			1
R5	OI	**Test reports/summary forms for blank samples**					
		Were appropriate type(s) of blanks analyzed?	X				
		Were blanks analyzed at the appropriate frequency?	X				
		Were method blanks taken through the entire analytical process, including preparation and, if applicable, cleanup procedures?	X				
		Were blank concentrations < MQL?	X				
R6	OI	**Laboratory control samples (LCS):**					
		Were all COCs included in the LCS?	X				
		Was each LCS taken through the entire analytical procedure, including prep and cleanup steps?	X				
		Were LCSs analyzed at the required frequency?	X				
		Were LCS (and LCSD, if applicable) %Rs within the laboratory QC limits?	X				
		Does the detectability data document the laboratory's capability to detect the COCs at the MDL used to calculate the SDLs?	X				
		Was the LCSD RPD within QC limits?	X				
R7	OI	**Matrix spike (MS) and matrix spike duplicate (MSD) data**					
		Were the project/method specified analytes included in the MS and MSD?	X				
		Were MS/MSD analyzed at the appropriate frequency?	X				
		Were MS (and MSD, if applicable) %Rs within the laboratory QC limits?		X			2
		Were MS/MSD RPDs within laboratory QC limits?		X			3
R8	OI	**Analytical duplicate data**					
		Were appropriate analytical duplicates analyzed for each matrix?			X		
		Were analytical duplicates analyzed at the appropriate frequency?			X		
		Were RPDs or relative standard deviations within the laboratory QC limits?			X		
R9	OI	**Method quantitation limits (MQLs):**					
		Are the MQLs for each method analyte included in the laboratory data package?	X				
		Do the MQLs correspond to the concentration of the lowest non-zero calibration standard?	X				
		Are unadjusted MQLs and DCSs included in the laboratory data package?	X				
R10	OI	**Other problems/anomalies**					
		Are all known problems/anomalies/special conditions noted in this LRC and ER?	X				
		Were all necessary corrective actions performed for the reported data?	X				
		Was applicable and available technology used to lower the SDL and minimize the matrix interference affects on the sample results?	X				4
		Is the laboratory NELAC-accredited under the Texas Laboratory Program for the analytes, matrices and methods associated with this laboratory data package?	X				

Laboratory Review Checklist: Supporting Data	
Laboratory Name: ALS Laboratory Group	LRC Date: 02/04/2022
Project Name: Houston TX-Wood Preserving Works	Laboratory Job Number: HS22010621
Reviewer Name: Dane Wacasey	Prep Batch Number(s): 174543,174772,174791,R400837,R400995,R401083

#[1]	A[2]	Description	Yes	No	NA[3]	NR[4]	ER#[5]
S1	OI	**Initial calibration (ICAL)**					
		Were response factors and/or relative response factors for each analyte within QC limits?	X				
		Were percent RSDs or correlation coefficient criteria met?	X				
		Was the number of standards recommended in the method used for all analytes?	X				
		Were all points generated between the lowest and highest standard used to calculate the curve?	X				
		Are ICAL data available for all instruments used?	X				
		Has the initial calibration curve been verified using an appropriate second source standard?	X				
S2	OI	**Initial and continuing calibration verification (ICCV and CCV) and continuing calibration blank (CCB)**					
		Was the CCV analyzed at the method-required frequency?	X				
		Were percent differences for each analyte within the method-required QC limits?	X				
		Was the ICAL curve verified for each analyte?	X				
		Was the absolute value of the analyte concentration in the inorganic CCB < MDL?	X				
S3	O	**Mass spectral tuning:**					
		Was the appropriate compound for the method used for tuning?	X				
		Were ion abundance data within the method-required QC limits?	X				
S4	O	**Internal standards (IS):**					
		Were IS area counts and retention times within the method-required QC limits?		X			5
S5	OI	**Raw data** (NELAC section 1 appendix A glossary, and section 5.12 or ISO/IEC 17025 section					
		Were the raw data (for example, chromatograms, spectral data) reviewed by an analyst?	X				
		Were data associated with manual integrations flagged on the raw data?	X				
S6	O	**Dual column confirmation**					
		Did dual column confirmation results meet the method-required QC?			X		
S7	O	**Tentatively identified compounds (TICs):**					
		If TICs were requested, were the mass spectra and TIC data subject to appropriate checks?			X		
S8	I	**Interference Check Sample (ICS) results:**					
		Were percent recoveries within method QC limits?	X				
S9	I	**Serial dilutions, post digestion spikes, and method of standard additions**					
		Were percent differences, recoveries, and the linearity within the QC limits specified in the method?	X				
S10	OI	**Method detection limit (MDL) studies**					
		Was a MDL study performed for each reported analyte?	X				
		Is the MDL either adjusted or supported by the analysis of DCSs?	X				
S11	OI	**Proficiency test reports:**					
		Was the laboratory's performance acceptable on the applicable proficiency tests or evaluation studies?	X				
S12	OI	**Standards documentation**					
		Are all standards used in the analyses NIST-traceable or obtained from other appropriate sources?	X				
S13	OI	**Compound/analyte identification procedures**					
		Are the procedures for compound/analyte identification documented?	X				
S14	OI	**Demonstration of analyst competency (DOC)**					
		Was DOC conducted consistent with NELAC Chapter 5C or ISO/IEC 4?	X				
		Is documentation of the analyst's competency up-to-date and on file?	X				
S15	OI	**Verification/validation documentation for methods** (NELAC Chap 5 or ISO/IEC 17025 Section 5)					
		Are all the methods used to generate the data documented, verified, and validated, where applicable?	X				
S16	OI	**Laboratory standard operating procedures (SOPs):**					
		Are laboratory SOPs current and on file for each method performed?	X				

Items identified by the letter "R" must be included in the laboratory data package submitted in the TRRP-required report(s). Items identified by the letter "S" should be retained and made available upon request for the appropriate retention period.
O = Organic Analyses; I = Inorganic Analyses (and general chemistry, when applicable);
NA = Not Applicable;
NR = Not Reviewed;
R# = Exception Report identification number (an Exception Report should be completed for an item if "NR" or "No" is checked).

Laboratory Review Checklist: Exception Reports	
Laboratory Name: ALS Laboratory Group	LRC Date: 02/04/2022
Project Name: Houston TX-Wood Preserving Works	Laboratory Job Number: HS22010621
Reviewer Name: Dane Wacasey	Prep Batch Number(s): 174543,174772,174791,R400837,R400995,R401083

ER#[5]	Description
1	Semivolatile Organics Method SW8270: For multiple samples the surrogate recoveries could not be determined due to dilution below the calibration range.
2	Batch R400995, Volatile Organics Method SW8260, sample HS22010961-04, MS and MSD were performed on unrelated sample Batch R400995, Volatile Organics Method SW8260, sample HS22010539-02, MS and MSD were performed on unrelated sample Batch R401083, Volatile Organics Method SW8260, sample HS22010961-04, MS and MSD were performed on unrelated sample
3	Batch 174543, Semivolatile Organics Method SW8270, sample WG-1620-MW88B-20220114, MS/MSD RPD recovered above the RPD limit for select compounds due to possible matrix effect.
4	Batch 174543, Semivolatile Organics Method SW8270, for multiple samples : GCMS semi-volatile extract of the samples were run at a dilution due to a high level of matrix interference.
5	Batch 174543, Semivolatile Organics Method SW8270, sample WG-1620-MW72B-20220113 Low area counts for 1, 4-Dichlorobenzene, Naphthalene-d8, Acenaphthene-d10, Phenanthrene-d10, Chrysene-d12 and Perylene-d12 due to possible matrix effect. Confirmed by analysis at a dilution.

Items identified by the letter “R” must be included in the laboratory data package submitted in the TRRP-required report(s). Items identified by the letter “S” should be retained and made available upon request for the appropriate retention period.
O = Organic Analyses; I = Inorganic Analyses (and general chemistry, when applicable);
NA = Not Applicable;
NR = Not Reviewed;
R# = Exception Report identification number (an Exception Report should be completed for an item if “NR” or “No” is checked).

Client: Golder Associates Inc.
Project: Houston TX-Wood Preserving Works
Work Order: HS22010621

SAMPLE SUMMARY

Lab Samp ID	Client Sample ID	Matrix	TagNo	Collection Date	Date Received	Hold
HS22010621-01	WQ-1620-TB06-20220113	Water		13-Jan-2022 00:00	15-Jan-2022 09:00	☐
HS22010621-02	WG-1620-FB06-20220112	Water		12-Jan-2022 17:15	15-Jan-2022 09:00	☐
HS22010621-03	WG-1620-MW17C-20220113	Groundwater		13-Jan-2022 07:45	15-Jan-2022 09:00	☐
HS22010621-04	WG-1620-MW23C-20220113	Groundwater		13-Jan-2022 08:35	15-Jan-2022 09:00	☐
HS22010621-05	WG-1620-MW19C-20220113	Groundwater		13-Jan-2022 09:25	15-Jan-2022 09:00	☐
HS22010621-06	WG-1620-MW72B-20220113	Groundwater		13-Jan-2022 10:15	15-Jan-2022 09:00	☐
HS22010621-07	WG-1620-MW57B-20220113	Groundwater		13-Jan-2022 11:05	15-Jan-2022 09:00	☐
HS22010621-08	WG-1620-MW18C-20220113	Groundwater		13-Jan-2022 12:35	15-Jan-2022 09:00	☐
HS22010621-09	WG-1620-MW70C-20220113	Groundwater		13-Jan-2022 13:35	15-Jan-2022 09:00	☐
HS22010621-10	WG-1620-MW70B-20220113	Groundwater		13-Jan-2022 14:20	15-Jan-2022 09:00	☐
HS22010621-11	WG-1620-MW68C-20220113	Groundwater		13-Jan-2022 15:15	15-Jan-2022 09:00	☐
HS22010621-12	WG-1620-MW68B-20220113	Groundwater		13-Jan-2022 16:00	15-Jan-2022 09:00	☐
HS22010621-13	WG-1620-MWFB07-20220113	Water		13-Jan-2022 16:20	15-Jan-2022 09:00	☐
HS22010621-14	WG-1620-MW63B-20220114	Groundwater		14-Jan-2022 07:55	15-Jan-2022 09:00	☐
HS22010621-15	WG-1620-MW93B-20220114	Groundwater		14-Jan-2022 08:45	15-Jan-2022 09:00	☐
HS22010621-16	WG-1620-MW92B-20220114	Groundwater		14-Jan-2022 09:35	15-Jan-2022 09:00	☐
HS22010621-17	WG-1620-MW90B-20220114	Groundwater		14-Jan-2022 10:25	15-Jan-2022 09:00	☐
HS22010621-18	WG-1620-MW89B-20220114	Groundwater		14-Jan-2022 11:15	15-Jan-2022 09:00	☐
HS22010621-19	WG-1620-MW88B-20220114	Groundwater		14-Jan-2022 12:15	15-Jan-2022 09:00	☐

Client:	Golder Associates Inc.	**ANALYTICAL REPORT**
Project:	Houston TX-Wood Preserving Works	WorkOrder:HS22010621
Sample ID:	WQ-1620-TB06-20220113	Lab ID:HS22010621-01
Collection Date:	13-Jan-2022 00:00	Matrix:Water

ANALYSES	RESULT	QUAL	SDL	MQL	UNITS	DILUTION FACTOR	DATE ANALYZED
LOW LEVEL VOLATILES BY SW8260C		**Method:SW8260**					Analyst: AKP
1,2-Dichloroethane	< 0.00020		0.00020	0.0010	mg/L	1	20-Jan-2022 23:09
Benzene	< 0.00020		0.00020	0.0010	mg/L	1	20-Jan-2022 23:09
Chlorobenzene	< 0.00030		0.00030	0.0010	mg/L	1	20-Jan-2022 23:09
Ethylbenzene	< 0.00030		0.00030	0.0010	mg/L	1	20-Jan-2022 23:09
Methylene chloride	< 0.0010		0.0010	0.0020	mg/L	1	20-Jan-2022 23:09
Toluene	< 0.00020		0.00020	0.0010	mg/L	1	20-Jan-2022 23:09
Vinyl chloride	< 0.00020		0.00020	0.0010	mg/L	1	20-Jan-2022 23:09
Xylenes, Total	< 0.00030		0.00030	0.0010	mg/L	1	20-Jan-2022 23:09
Surr: 1,2-Dichloroethane-d4	*115*			*70-126*	*%REC*	*1*	*20-Jan-2022 23:09*
Surr: 4-Bromofluorobenzene	*94.9*			*81-113*	*%REC*	*1*	*20-Jan-2022 23:09*
Surr: Dibromofluoromethane	*101*			*77-123*	*%REC*	*1*	*20-Jan-2022 23:09*
Surr: Toluene-d8	*102*			*82-127*	*%REC*	*1*	*20-Jan-2022 23:09*

Note: See Qualifiers Page for a list of qualifiers and their explanation.

Client:	Golder Associates Inc.	**ANALYTICAL REPORT**
Project:	Houston TX-Wood Preserving Works	WorkOrder:HS22010621
Sample ID:	WG-1620-FB06-20220112	Lab ID:HS22010621-02
Collection Date:	12-Jan-2022 17:15	Matrix:Water

ANALYSES	RESULT	QUAL	SDL	MQL	UNITS	DILUTION FACTOR	DATE ANALYZED
LOW LEVEL VOLATILES BY SW8260C		**Method:SW8260**					Analyst: AKP
1,2-Dichloroethane	< 0.00020		0.00020	0.0010	mg/L	1	20-Jan-2022 23:32
Benzene	< 0.00020		0.00020	0.0010	mg/L	1	20-Jan-2022 23:32
Chlorobenzene	< 0.00030		0.00030	0.0010	mg/L	1	20-Jan-2022 23:32
Ethylbenzene	< 0.00030		0.00030	0.0010	mg/L	1	20-Jan-2022 23:32
Methylene chloride	< 0.0010		0.0010	0.0020	mg/L	1	20-Jan-2022 23:32
Toluene	< 0.00020		0.00020	0.0010	mg/L	1	20-Jan-2022 23:32
Xylenes, Total	< 0.00030		0.00030	0.0010	mg/L	1	20-Jan-2022 23:32
Surr: 1,2-Dichloroethane-d4	*114*			*70-126*	*%REC*	*1*	*20-Jan-2022 23:32*
Surr: 4-Bromofluorobenzene	*94.9*			*81-113*	*%REC*	*1*	*20-Jan-2022 23:32*
Surr: Dibromofluoromethane	*101*			*77-123*	*%REC*	*1*	*20-Jan-2022 23:32*
Surr: Toluene-d8	*103*			*82-127*	*%REC*	*1*	*20-Jan-2022 23:32*

Note: See Qualifiers Page for a list of qualifiers and their explanation.

Client:	Golder Associates Inc.	**ANALYTICAL REPORT**	
Project:	Houston TX-Wood Preserving Works	WorkOrder:HS22010621	
Sample ID:	WG-1620-FB06-20220112	Lab ID:HS22010621-02	
Collection Date:	12-Jan-2022 17:15	Matrix:Water	

ANALYSES	RESULT	QUAL	SDL	MQL	UNITS	DILUTION FACTOR	DATE ANALYZED
LOW-LEVEL SEMIVOLATILES BY 8270D		**Method:SW8270**			Prep:SW3510 / 19-Jan-2022		Analyst: GEY
1,2-Diphenylhydrazine	< 0.000021		0.000021	0.00020	mg/L	1	03-Feb-2022 14:31
2,4-Dimethylphenol	< 0.000040		0.000040	0.00020	mg/L	1	03-Feb-2022 14:31
2,4-Dinitrotoluene	< 0.000058		0.000058	0.00020	mg/L	1	03-Feb-2022 14:31
2,6-Dinitrotoluene	< 0.000042		0.000042	0.00020	mg/L	1	03-Feb-2022 14:31
2-Chloronaphthalene	< 0.000021		0.000021	0.00020	mg/L	1	03-Feb-2022 14:31
2-Methylnaphthalene	< 0.000019		0.000019	0.00010	mg/L	1	03-Feb-2022 14:31
4,6-Dinitro-2-methylphenol	< 0.000020		0.000020	0.00020	mg/L	1	03-Feb-2022 14:31
4-Nitrophenol	< 0.000047		0.000047	0.0010	mg/L	1	03-Feb-2022 14:31
Acenaphthene	< 0.000027		0.000027	0.00010	mg/L	1	03-Feb-2022 14:31
Acenaphthylene	< 0.000015		0.000015	0.00010	mg/L	1	03-Feb-2022 14:31
Anthracene	< 0.000014		0.000014	0.00010	mg/L	1	03-Feb-2022 14:31
Benz(a)anthracene	< 0.000050		0.000050	0.00010	mg/L	1	03-Feb-2022 14:31
Benzo(a)pyrene	< 0.000020		0.000020	0.00010	mg/L	1	03-Feb-2022 14:31
Bis(2-chloroethoxy)methane	< 0.000030		0.000030	0.00020	mg/L	1	03-Feb-2022 14:31
Bis(2-ethylhexyl)phthalate	< 0.000037		0.000037	0.00020	mg/L	1	03-Feb-2022 14:31
Chrysene	< 0.000021		0.000021	0.00010	mg/L	1	03-Feb-2022 14:31
Dibenzofuran	< 0.000020		0.000020	0.00010	mg/L	1	03-Feb-2022 14:31
Di-n-butyl phthalate	< 0.000020		0.000020	0.00020	mg/L	1	03-Feb-2022 14:31
Fluoranthene	< 0.000010		0.000010	0.00010	mg/L	1	03-Feb-2022 14:31
Fluorene	< 0.000030		0.000030	0.00010	mg/L	1	03-Feb-2022 14:31
Naphthalene	**0.00033**		**0.000020**	**0.00010**	**mg/L**	1	03-Feb-2022 14:31
Nitrobenzene	< 0.000024		0.000024	0.00020	mg/L	1	03-Feb-2022 14:31
N-Nitrosodiphenylamine	< 0.000025		0.000025	0.00020	mg/L	1	03-Feb-2022 14:31
Pentachlorophenol	< 0.000079		0.000079	0.00020	mg/L	1	03-Feb-2022 14:31
Phenanthrene	< 0.000021		0.000021	0.00010	mg/L	1	03-Feb-2022 14:31
Phenol	< 0.000035		0.000035	0.00020	mg/L	1	03-Feb-2022 14:31
Pyrene	< 0.000019		0.000019	0.00010	mg/L	1	03-Feb-2022 14:31
Surr: 2,4,6-Tribromophenol	*100*			*34-129*	*%REC*	*1*	*03-Feb-2022 14:31*
Surr: 2-Fluorobiphenyl	*88.9*			*40-125*	*%REC*	*1*	*03-Feb-2022 14:31*
Surr: 2-Fluorophenol	*84.8*			*20-120*	*%REC*	*1*	*03-Feb-2022 14:31*
Surr: 4-Terphenyl-d14	*107*			*40-135*	*%REC*	*1*	*03-Feb-2022 14:31*
Surr: Nitrobenzene-d5	*82.0*			*41-120*	*%REC*	*1*	*03-Feb-2022 14:31*
Surr: Phenol-d6	*81.1*			*20-120*	*%REC*	*1*	*03-Feb-2022 14:31*
ICP-MS METALS BY SW6020A		**Method:SW6020A**			Prep:SW3010A / 26-Jan-2022		Analyst: JHD
Arsenic	< 0.000400		0.000400	0.00200	mg/L	1	26-Jan-2022 21:29

Note: See Qualifiers Page for a list of qualifiers and their explanation.

Client:	Golder Associates Inc.	**ANALYTICAL REPORT**
Project:	Houston TX-Wood Preserving Works	WorkOrder:HS22010621
Sample ID:	WG-1620-MW17C-20220113	Lab ID:HS22010621-03
Collection Date:	13-Jan-2022 07:45	Matrix:Groundwater

ANALYSES	RESULT	QUAL	SDL	MQL	UNITS	DILUTION FACTOR	DATE ANALYZED
LOW LEVEL VOLATILES BY SW8260C		**Method:SW8260**					Analyst: AKP
1,2-Dichloroethane	< 0.0010		0.0010	0.0050	mg/L	5	21-Jan-2022 04:01
Benzene	**0.011**		**0.0010**	**0.0050**	**mg/L**	5	21-Jan-2022 04:01
Chlorobenzene	< 0.0015		0.0015	0.0050	mg/L	5	21-Jan-2022 04:01
Ethylbenzene	**0.14**		**0.0015**	**0.0050**	**mg/L**	5	21-Jan-2022 04:01
Methylene chloride	< 0.0050		0.0050	0.010	mg/L	5	21-Jan-2022 04:01
Toluene	**0.0045**	J	**0.0010**	**0.0050**	**mg/L**	5	21-Jan-2022 04:01
Vinyl chloride	< 0.0010		0.0010	0.0050	mg/L	5	21-Jan-2022 04:01
Xylenes, Total	**0.083**		**0.0015**	**0.0050**	**mg/L**	5	21-Jan-2022 04:01
Surr: 1,2-Dichloroethane-d4	*115*			*70-126*	*%REC*	*5*	*21-Jan-2022 04:01*
Surr: 4-Bromofluorobenzene	*101*			*81-113*	*%REC*	*5*	*21-Jan-2022 04:01*
Surr: Dibromofluoromethane	*103*			*77-123*	*%REC*	*5*	*21-Jan-2022 04:01*
Surr: Toluene-d8	*100*			*82-127*	*%REC*	*5*	*21-Jan-2022 04:01*

Note: See Qualifiers Page for a list of qualifiers and their explanation.

Client:	Golder Associates Inc.	**ANALYTICAL REPORT**
Project:	Houston TX-Wood Preserving Works	WorkOrder:HS22010621
Sample ID:	WG-1620-MW17C-20220113	Lab ID:HS22010621-03
Collection Date:	13-Jan-2022 07:45	Matrix:Groundwater

ANALYSES	RESULT	QUAL	SDL	MQL	UNITS	DILUTION FACTOR	DATE ANALYZED
LOW-LEVEL SEMIVOLATILES BY 8270D		**Method:SW8270**			Prep:SW3510 / 19-Jan-2022		Analyst: GEY
1,2-Diphenylhydrazine	< 0.000021		0.000021	0.00020	mg/L	1	02-Feb-2022 17:18
2,4-Dimethylphenol	**0.076**		**0.00040**	**0.0020**	**mg/L**	10	03-Feb-2022 14:50
2,4-Dinitrotoluene	< 0.000058		0.000058	0.00020	mg/L	1	02-Feb-2022 17:18
2,6-Dinitrotoluene	< 0.000042		0.000042	0.00020	mg/L	1	02-Feb-2022 17:18
2-Chloronaphthalene	< 0.000021		0.000021	0.00020	mg/L	1	02-Feb-2022 17:18
2-Methylnaphthalene	**0.052**		**0.00019**	**0.0010**	**mg/L**	10	03-Feb-2022 14:50
4,6-Dinitro-2-methylphenol	< 0.000020		0.000020	0.00020	mg/L	1	02-Feb-2022 17:18
4-Nitrophenol	< 0.000047		0.000047	0.0010	mg/L	1	02-Feb-2022 17:18
Acenaphthene	**0.085**		**0.00027**	**0.0010**	**mg/L**	10	03-Feb-2022 14:50
Acenaphthylene	**0.00081**		**0.000015**	**0.00010**	**mg/L**	1	02-Feb-2022 17:18
Anthracene	**0.0041**		**0.000014**	**0.00010**	**mg/L**	1	02-Feb-2022 17:18
Benz(a)anthracene	< 0.000050		0.000050	0.00010	mg/L	1	02-Feb-2022 17:18
Benzo(a)pyrene	< 0.000020		0.000020	0.00010	mg/L	1	02-Feb-2022 17:18
Bis(2-chloroethoxy)methane	< 0.000030		0.000030	0.00020	mg/L	1	02-Feb-2022 17:18
Bis(2-ethylhexyl)phthalate	**0.000078**	J	**0.000037**	**0.00020**	**mg/L**	1	02-Feb-2022 17:18
Chrysene	< 0.000021		0.000021	0.00010	mg/L	1	02-Feb-2022 17:18
Dibenzofuran	**0.071**		**0.00020**	**0.0010**	**mg/L**	10	03-Feb-2022 14:50
Di-n-butyl phthalate	< 0.000020		0.000020	0.00020	mg/L	1	02-Feb-2022 17:18
Fluoranthene	**0.0023**		**0.000010**	**0.00010**	**mg/L**	1	02-Feb-2022 17:18
Fluorene	**0.044**		**0.00030**	**0.0010**	**mg/L**	10	03-Feb-2022 14:50
Naphthalene	**3.3**		**0.020**	**0.10**	**mg/L**	1000	03-Feb-2022 15:27
Nitrobenzene	< 0.000024		0.000024	0.00020	mg/L	1	02-Feb-2022 17:18
N-Nitrosodiphenylamine	< 0.000025		0.000025	0.00020	mg/L	1	02-Feb-2022 17:18
Pentachlorophenol	< 0.000079		0.000079	0.00020	mg/L	1	02-Feb-2022 17:18
Phenanthrene	**0.045**		**0.00021**	**0.0010**	**mg/L**	10	03-Feb-2022 14:50
Phenol	< 0.000035		0.000035	0.00020	mg/L	1	02-Feb-2022 17:18
Pyrene	**0.0012**		**0.000019**	**0.00010**	**mg/L**	1	02-Feb-2022 17:18
Surr: 2,4,6-Tribromophenol	*88.1*			*34-129*	*%REC*	*1*	*02-Feb-2022 17:18*
Surr: 2,4,6-Tribromophenol	*0*	*JS*		*34-129*	*%REC*	*1000*	*03-Feb-2022 15:27*
Surr: 2,4,6-Tribromophenol	*107*			*34-129*	*%REC*	*10*	*03-Feb-2022 14:50*
Surr: 2-Fluorobiphenyl	*79.7*			*40-125*	*%REC*	*10*	*03-Feb-2022 14:50*
Surr: 2-Fluorobiphenyl	*0*	*JS*		*40-125*	*%REC*	*1000*	*03-Feb-2022 15:27*
Surr: 2-Fluorobiphenyl	*59.2*			*40-125*	*%REC*	*1*	*02-Feb-2022 17:18*
Surr: 2-Fluorophenol	*49.1*			*20-120*	*%REC*	*1*	*02-Feb-2022 17:18*
Surr: 2-Fluorophenol	*0*	*JS*		*20-120*	*%REC*	*1000*	*03-Feb-2022 15:27*
Surr: 2-Fluorophenol	*60.7*			*20-120*	*%REC*	*10*	*03-Feb-2022 14:50*
Surr: 4-Terphenyl-d14	*122*			*40-135*	*%REC*	*10*	*03-Feb-2022 14:50*
Surr: 4-Terphenyl-d14	*0*	*JS*		*40-135*	*%REC*	*1000*	*03-Feb-2022 15:27*
Surr: 4-Terphenyl-d14	*87.5*			*40-135*	*%REC*	*1*	*02-Feb-2022 17:18*

Note: See Qualifiers Page for a list of qualifiers and their explanation.

Client:	Golder Associates Inc.	**ANALYTICAL REPORT**
Project:	Houston TX-Wood Preserving Works	WorkOrder:HS22010621
Sample ID:	WG-1620-MW17C-20220113	Lab ID:HS22010621-03
Collection Date:	13-Jan-2022 07:45	Matrix:Groundwater

ANALYSES	RESULT	QUAL	SDL	MQL	UNITS	DILUTION FACTOR	DATE ANALYZED
LOW-LEVEL SEMIVOLATILES BY 8270D		**Method:SW8270**			Prep:SW3510 / 19-Jan-2022		Analyst: GEY
Surr: Nitrobenzene-d5	*62.7*			*41-120*	*%REC*	*10*	*03-Feb-2022 14:50*
Surr: Nitrobenzene-d5	*0*	*JS*		*41-120*	*%REC*	*1000*	*03-Feb-2022 15:27*
Surr: Nitrobenzene-d5	*53.4*			*41-120*	*%REC*	*1*	*02-Feb-2022 17:18*
Surr: Phenol-d6	*64.2*			*20-120*	*%REC*	*1*	*02-Feb-2022 17:18*
Surr: Phenol-d6	*66.6*			*20-120*	*%REC*	*10*	*03-Feb-2022 14:50*
Surr: Phenol-d6	*0*	*JS*		*20-120*	*%REC*	*1000*	*03-Feb-2022 15:27*
ICP-MS METALS BY SW6020A		**Method:SW6020A**			Prep:SW3010A / 26-Jan-2022		Analyst: JHD
Arsenic	**0.00829**		**0.000400**	**0.00200**	**mg/L**	1	26-Jan-2022 21:31

Note: See Qualifiers Page for a list of qualifiers and their explanation.

Client:	Golder Associates Inc.	**ANALYTICAL REPORT**
Project:	Houston TX-Wood Preserving Works	WorkOrder:HS22010621
Sample ID:	WG-1620-MW23C-20220113	Lab ID:HS22010621-04
Collection Date:	13-Jan-2022 08:35	Matrix:Groundwater

ANALYSES	RESULT	QUAL	SDL	MQL	UNITS	DILUTION FACTOR	DATE ANALYZED
LOW LEVEL VOLATILES BY SW8260C		**Method:SW8260**					Analyst: AKP
1,2-Dichloroethane	< 0.0010		0.0010	0.0050	mg/L	5	21-Jan-2022 04:25
Benzene	**0.0055**		**0.0010**	**0.0050**	**mg/L**	5	21-Jan-2022 04:25
Chlorobenzene	< 0.0015		0.0015	0.0050	mg/L	5	21-Jan-2022 04:25
Ethylbenzene	**0.083**		**0.0015**	**0.0050**	**mg/L**	5	21-Jan-2022 04:25
Methylene chloride	< 0.0050		0.0050	0.010	mg/L	5	21-Jan-2022 04:25
Toluene	**0.0072**		**0.0010**	**0.0050**	**mg/L**	5	21-Jan-2022 04:25
Xylenes, Total	**0.065**		**0.0015**	**0.0050**	**mg/L**	5	21-Jan-2022 04:25
Surr: 1,2-Dichloroethane-d4	*113*			*70-126*	*%REC*	*5*	*21-Jan-2022 04:25*
Surr: 4-Bromofluorobenzene	*100*			*81-113*	*%REC*	*5*	*21-Jan-2022 04:25*
Surr: Dibromofluoromethane	*99.5*			*77-123*	*%REC*	*5*	*21-Jan-2022 04:25*
Surr: Toluene-d8	*101*			*82-127*	*%REC*	*5*	*21-Jan-2022 04:25*

Note: See Qualifiers Page for a list of qualifiers and their explanation.

Client:	Golder Associates Inc.	**ANALYTICAL REPORT**
Project:	Houston TX-Wood Preserving Works	WorkOrder:HS22010621
Sample ID:	WG-1620-MW23C-20220113	Lab ID:HS22010621-04
Collection Date:	13-Jan-2022 08:35	Matrix:Groundwater

ANALYSES	RESULT	QUAL	SDL	MQL	UNITS	DILUTION FACTOR	DATE ANALYZED
LOW-LEVEL SEMIVOLATILES BY 8270D		**Method:SW8270**			Prep:SW3510 / 19-Jan-2022		Analyst: GEY
1,2-Diphenylhydrazine	< 0.00021		0.00021	0.0020	mg/L	10	02-Feb-2022 17:37
2,4-Dimethylphenol	**0.047**		**0.00040**	**0.0020**	**mg/L**	10	02-Feb-2022 17:37
2,4-Dinitrotoluene	< 0.00058		0.00058	0.0020	mg/L	10	02-Feb-2022 17:37
2,6-Dinitrotoluene	< 0.00042		0.00042	0.0020	mg/L	10	02-Feb-2022 17:37
2-Chloronaphthalene	< 0.00021		0.00021	0.0020	mg/L	10	02-Feb-2022 17:37
2-Methylnaphthalene	**0.20**		**0.0019**	**0.010**	**mg/L**	100	03-Feb-2022 15:46
4,6-Dinitro-2-methylphenol	< 0.00020		0.00020	0.0020	mg/L	10	02-Feb-2022 17:37
4-Nitrophenol	< 0.00047		0.00047	0.010	mg/L	10	02-Feb-2022 17:37
Acenaphthene	**0.16**		**0.0027**	**0.010**	**mg/L**	100	03-Feb-2022 15:46
Acenaphthylene	**0.0038**		**0.00015**	**0.0010**	**mg/L**	10	02-Feb-2022 17:37
Anthracene	**0.098**		**0.00014**	**0.0010**	**mg/L**	10	02-Feb-2022 17:37
Benz(a)anthracene	**0.0016**		**0.00050**	**0.0010**	**mg/L**	10	02-Feb-2022 17:37
Benzo(a)pyrene	**0.00030**	J	**0.00020**	**0.0010**	**mg/L**	10	02-Feb-2022 17:37
Bis(2-chloroethoxy)methane	< 0.00030		0.00030	0.0020	mg/L	10	02-Feb-2022 17:37
Bis(2-ethylhexyl)phthalate	< 0.00037		0.00037	0.0020	mg/L	10	02-Feb-2022 17:37
Chrysene	**0.0018**		**0.00021**	**0.0010**	**mg/L**	10	02-Feb-2022 17:37
Dibenzofuran	**0.17**		**0.0020**	**0.010**	**mg/L**	100	03-Feb-2022 15:46
Di-n-butyl phthalate	**0.0022**		**0.00020**	**0.0020**	**mg/L**	10	02-Feb-2022 17:37
Fluoranthene	**0.024**		**0.00010**	**0.0010**	**mg/L**	10	02-Feb-2022 17:37
Fluorene	**0.086**		**0.0030**	**0.010**	**mg/L**	100	03-Feb-2022 15:46
Naphthalene	**2.1**		**0.020**	**0.10**	**mg/L**	1000	03-Feb-2022 16:04
Nitrobenzene	< 0.00024		0.00024	0.0020	mg/L	10	02-Feb-2022 17:37
N-Nitrosodiphenylamine	< 0.00025		0.00025	0.0020	mg/L	10	02-Feb-2022 17:37
Pentachlorophenol	< 0.00079		0.00079	0.0020	mg/L	10	02-Feb-2022 17:37
Phenanthrene	**0.047**		**0.00021**	**0.0010**	**mg/L**	10	02-Feb-2022 17:37
Phenol	**0.00097**	J	**0.00035**	**0.0020**	**mg/L**	10	02-Feb-2022 17:37
Pyrene	**0.017**		**0.00019**	**0.0010**	**mg/L**	10	02-Feb-2022 17:37
Surr: 2,4,6-Tribromophenol	*68.0*			*34-129*	*%REC*	*10*	*02-Feb-2022 17:37*
Surr: 2,4,6-Tribromophenol	*0*	*JS*		*34-129*	*%REC*	*100*	*03-Feb-2022 15:46*
Surr: 2,4,6-Tribromophenol	*0*	*JS*		*34-129*	*%REC*	*1000*	*03-Feb-2022 16:04*
Surr: 2-Fluorobiphenyl	*0*	*JS*		*40-125*	*%REC*	*100*	*03-Feb-2022 15:46*
Surr: 2-Fluorobiphenyl	*0*	*JS*		*40-125*	*%REC*	*1000*	*03-Feb-2022 16:04*
Surr: 2-Fluorobiphenyl	*107*			*40-125*	*%REC*	*10*	*02-Feb-2022 17:37*
Surr: 2-Fluorophenol	*87.9*			*20-120*	*%REC*	*10*	*02-Feb-2022 17:37*
Surr: 2-Fluorophenol	*0*	*JS*		*20-120*	*%REC*	*100*	*03-Feb-2022 15:46*
Surr: 2-Fluorophenol	*0*	*JS*		*20-120*	*%REC*	*1000*	*03-Feb-2022 16:04*
Surr: 4-Terphenyl-d14	*0*	*JS*		*40-135*	*%REC*	*100*	*03-Feb-2022 15:46*
Surr: 4-Terphenyl-d14	*0*	*JS*		*40-135*	*%REC*	*1000*	*03-Feb-2022 16:04*
Surr: 4-Terphenyl-d14	*85.0*			*40-135*	*%REC*	*10*	*02-Feb-2022 17:37*

Note: See Qualifiers Page for a list of qualifiers and their explanation.

Client:	Golder Associates Inc.	**ANALYTICAL REPORT**
Project:	Houston TX-Wood Preserving Works	WorkOrder:HS22010621
Sample ID:	WG-1620-MW23C-20220113	Lab ID:HS22010621-04
Collection Date:	13-Jan-2022 08:35	Matrix:Groundwater

ANALYSES	RESULT	QUAL	SDL	MQL	UNITS	DILUTION FACTOR	DATE ANALYZED
LOW-LEVEL SEMIVOLATILES BY 8270D		**Method:SW8270**			Prep:SW3510 / 19-Jan-2022		Analyst: GEY
Surr: Nitrobenzene-d5	*89.0*			*41-120*	*%REC*	*10*	*02-Feb-2022 17:37*
Surr: Nitrobenzene-d5	*0*	*JS*		*41-120*	*%REC*	*100*	*03-Feb-2022 15:46*
Surr: Nitrobenzene-d5	*0*	*JS*		*41-120*	*%REC*	*1000*	*03-Feb-2022 16:04*
Surr: Phenol-d6	*0*	*JS*		*20-120*	*%REC*	*100*	*03-Feb-2022 15:46*
Surr: Phenol-d6	*0*	*JS*		*20-120*	*%REC*	*1000*	*03-Feb-2022 16:04*
Surr: Phenol-d6	*69.8*			*20-120*	*%REC*	*10*	*02-Feb-2022 17:37*
ICP-MS METALS BY SW6020A		**Method:SW6020A**			Prep:SW3010A / 26-Jan-2022		Analyst: JHD
Arsenic	**0.00281**		**0.000400**	**0.00200**	**mg/L**	1	26-Jan-2022 23:11

Note: See Qualifiers Page for a list of qualifiers and their explanation.

Client:	Golder Associates Inc.	**ANALYTICAL REPORT**
Project:	Houston TX-Wood Preserving Works	WorkOrder:HS22010621
Sample ID:	WG-1620-MW19C-20220113	Lab ID:HS22010621-05
Collection Date:	13-Jan-2022 09:25	Matrix:Groundwater

ANALYSES	RESULT	QUAL	SDL	MQL	UNITS	DILUTION FACTOR	DATE ANALYZED
LOW LEVEL VOLATILES BY SW8260C		**Method:SW8260**					Analyst: AKP
1,2-Dichloroethane	< 0.0010		0.0010	0.0050	mg/L	5	21-Jan-2022 04:50
Benzene	< 0.0010		0.0010	0.0050	mg/L	5	21-Jan-2022 04:50
Chlorobenzene	< 0.0015		0.0015	0.0050	mg/L	5	21-Jan-2022 04:50
Ethylbenzene	< 0.0015		0.0015	0.0050	mg/L	5	21-Jan-2022 04:50
Methylene chloride	< 0.0050		0.0050	0.010	mg/L	5	21-Jan-2022 04:50
Toluene	< 0.0010		0.0010	0.0050	mg/L	5	21-Jan-2022 04:50
Xylenes, Total	< 0.0015		0.0015	0.0050	mg/L	5	21-Jan-2022 04:50
Surr: 1,2-Dichloroethane-d4	*116*			*70-126*	*%REC*	*5*	*21-Jan-2022 04:50*
Surr: 4-Bromofluorobenzene	*96.0*			*81-113*	*%REC*	*5*	*21-Jan-2022 04:50*
Surr: Dibromofluoromethane	*103*			*77-123*	*%REC*	*5*	*21-Jan-2022 04:50*
Surr: Toluene-d8	*101*			*82-127*	*%REC*	*5*	*21-Jan-2022 04:50*

Note: See Qualifiers Page for a list of qualifiers and their explanation.

Client:	Golder Associates Inc.	**ANALYTICAL REPORT**
Project:	Houston TX-Wood Preserving Works	WorkOrder:HS22010621
Sample ID:	WG-1620-MW19C-20220113	Lab ID:HS22010621-05
Collection Date:	13-Jan-2022 09:25	Matrix:Groundwater

ANALYSES	RESULT	QUAL	SDL	MQL	UNITS	DILUTION FACTOR	DATE ANALYZED
LOW-LEVEL SEMIVOLATILES BY 8270D		**Method:SW8270**			Prep:SW3510 / 19-Jan-2022		Analyst: GEY
1,2-Diphenylhydrazine	< 0.000021		0.000021	0.00020	mg/L	1	03-Feb-2022 16:23
2,4-Dimethylphenol	**0.00018**	J	**0.000040**	**0.00020**	**mg/L**	1	03-Feb-2022 16:23
2,4-Dinitrotoluene	< 0.000058		0.000058	0.00020	mg/L	1	03-Feb-2022 16:23
2,6-Dinitrotoluene	< 0.000042		0.000042	0.00020	mg/L	1	03-Feb-2022 16:23
2-Chloronaphthalene	< 0.000021		0.000021	0.00020	mg/L	1	03-Feb-2022 16:23
2-Methylnaphthalene	**0.000049**	J	**0.000019**	**0.00010**	**mg/L**	1	03-Feb-2022 16:23
4,6-Dinitro-2-methylphenol	< 0.000020		0.000020	0.00020	mg/L	1	03-Feb-2022 16:23
4-Nitrophenol	< 0.000047		0.000047	0.0010	mg/L	1	03-Feb-2022 16:23
Acenaphthene	**0.0013**		**0.000027**	**0.00010**	**mg/L**	1	03-Feb-2022 16:23
Acenaphthylene	< 0.000015		0.000015	0.00010	mg/L	1	03-Feb-2022 16:23
Anthracene	**0.000095**	J	**0.000014**	**0.00010**	**mg/L**	1	03-Feb-2022 16:23
Benz(a)anthracene	< 0.000050		0.000050	0.00010	mg/L	1	03-Feb-2022 16:23
Benzo(a)pyrene	< 0.000020		0.000020	0.00010	mg/L	1	03-Feb-2022 16:23
Bis(2-chloroethoxy)methane	< 0.000030		0.000030	0.00020	mg/L	1	03-Feb-2022 16:23
Bis(2-ethylhexyl)phthalate	**0.000046**	J	**0.000037**	**0.00020**	**mg/L**	1	03-Feb-2022 16:23
Chrysene	< 0.000021		0.000021	0.00010	mg/L	1	03-Feb-2022 16:23
Dibenzofuran	**0.00082**		**0.000020**	**0.00010**	**mg/L**	1	03-Feb-2022 16:23
Di-n-butyl phthalate	< 0.000020		0.000020	0.00020	mg/L	1	03-Feb-2022 16:23
Fluoranthene	**0.00029**		**0.000010**	**0.00010**	**mg/L**	1	03-Feb-2022 16:23
Fluorene	**0.00058**		**0.000030**	**0.00010**	**mg/L**	1	03-Feb-2022 16:23
Naphthalene	**0.00053**		**0.000020**	**0.00010**	**mg/L**	1	03-Feb-2022 16:23
Nitrobenzene	< 0.000024		0.000024	0.00020	mg/L	1	03-Feb-2022 16:23
N-Nitrosodiphenylamine	< 0.000025		0.000025	0.00020	mg/L	1	03-Feb-2022 16:23
Pentachlorophenol	< 0.000079		0.000079	0.00020	mg/L	1	03-Feb-2022 16:23
Phenanthrene	**0.00018**		**0.000021**	**0.00010**	**mg/L**	1	03-Feb-2022 16:23
Phenol	< 0.000035		0.000035	0.00020	mg/L	1	03-Feb-2022 16:23
Pyrene	**0.00046**		**0.000019**	**0.00010**	**mg/L**	1	03-Feb-2022 16:23
Surr: 2,4,6-Tribromophenol	*98.5*			*34-129*	*%REC*	*1*	*03-Feb-2022 16:23*
Surr: 2-Fluorobiphenyl	*73.8*			*40-125*	*%REC*	*1*	*03-Feb-2022 16:23*
Surr: 2-Fluorophenol	*77.3*			*20-120*	*%REC*	*1*	*03-Feb-2022 16:23*
Surr: 4-Terphenyl-d14	*107*			*40-135*	*%REC*	*1*	*03-Feb-2022 16:23*
Surr: Nitrobenzene-d5	*68.6*			*41-120*	*%REC*	*1*	*03-Feb-2022 16:23*
Surr: Phenol-d6	*76.7*			*20-120*	*%REC*	*1*	*03-Feb-2022 16:23*
ICP-MS METALS BY SW6020A		**Method:SW6020A**			Prep:SW3010A / 26-Jan-2022		Analyst: JHD
Arsenic	**0.00134**	J	**0.000400**	**0.00200**	**mg/L**	1	26-Jan-2022 21:35

Note: See Qualifiers Page for a list of qualifiers and their explanation.

Client:	Golder Associates Inc.	**ANALYTICAL REPORT**
Project:	Houston TX-Wood Preserving Works	WorkOrder:HS22010621
Sample ID:	WG-1620-MW72B-20220113	Lab ID:HS22010621-06
Collection Date:	13-Jan-2022 10:15	Matrix:Groundwater

ANALYSES	RESULT	QUAL	SDL	MQL	UNITS	DILUTION FACTOR	DATE ANALYZED
LOW LEVEL VOLATILES BY SW8260C		**Method:SW8260**					Analyst: AKP
1,2-Dichloroethane	< 0.0010		0.0010	0.0050	mg/L	5	21-Jan-2022 06:29
Benzene	**0.94**		**0.010**	**0.050**	**mg/L**	50	21-Jan-2022 06:54
Chlorobenzene	< 0.0015		0.0015	0.0050	mg/L	5	21-Jan-2022 06:29
Ethylbenzene	**0.37**		**0.0015**	**0.0050**	**mg/L**	5	21-Jan-2022 06:29
Methylene chloride	< 0.0050		0.0050	0.010	mg/L	5	21-Jan-2022 06:29
Toluene	**0.83**		**0.010**	**0.050**	**mg/L**	50	21-Jan-2022 06:54
Xylenes, Total	**1.2**		**0.0015**	**0.0050**	**mg/L**	5	21-Jan-2022 06:29
Surr: 1,2-Dichloroethane-d4	*114*			*70-126*	*%REC*	*50*	*21-Jan-2022 06:54*
Surr: 1,2-Dichloroethane-d4	*116*			*70-126*	*%REC*	*5*	*21-Jan-2022 06:29*
Surr: 4-Bromofluorobenzene	*101*			*81-113*	*%REC*	*5*	*21-Jan-2022 06:29*
Surr: 4-Bromofluorobenzene	*99.6*			*81-113*	*%REC*	*50*	*21-Jan-2022 06:54*
Surr: Dibromofluoromethane	*99.5*			*77-123*	*%REC*	*50*	*21-Jan-2022 06:54*
Surr: Dibromofluoromethane	*101*			*77-123*	*%REC*	*5*	*21-Jan-2022 06:29*
Surr: Toluene-d8	*99.1*			*82-127*	*%REC*	*5*	*21-Jan-2022 06:29*
Surr: Toluene-d8	*102*			*82-127*	*%REC*	*50*	*21-Jan-2022 06:54*

Note: See Qualifiers Page for a list of qualifiers and their explanation.

Client:	Golder Associates Inc.	**ANALYTICAL REPORT**
Project:	Houston TX-Wood Preserving Works	WorkOrder:HS22010621
Sample ID:	WG-1620-MW72B-20220113	Lab ID:HS22010621-06
Collection Date:	13-Jan-2022 10:15	Matrix:Groundwater

ANALYSES	RESULT	QUAL	SDL	MQL	UNITS	DILUTION FACTOR	DATE ANALYZED
LOW-LEVEL SEMIVOLATILES BY 8270D		**Method:SW8270**			Prep:SW3510 / 19-Jan-2022		Analyst: GEY
1,2-Diphenylhydrazine	< 0.00021		0.00021	0.0020	mg/L	10	02-Feb-2022 18:15
2,4-Dimethylphenol	**10**		**0.40**	**2.0**	**mg/L**	10000	04-Feb-2022 16:31
2,4-Dinitrotoluene	< 0.00058		0.00058	0.0020	mg/L	10	02-Feb-2022 18:15
2,6-Dinitrotoluene	< 0.00042		0.00042	0.0020	mg/L	10	02-Feb-2022 18:15
2-Chloronaphthalene	< 0.00021		0.00021	0.0020	mg/L	10	02-Feb-2022 18:15
2-Methylnaphthalene	**0.48**		**0.0019**	**0.010**	**mg/L**	100	03-Feb-2022 16:42
4,6-Dinitro-2-methylphenol	< 0.00020		0.00020	0.0020	mg/L	10	02-Feb-2022 18:15
4-Nitrophenol	< 0.00047		0.00047	0.010	mg/L	10	02-Feb-2022 18:15
Acenaphthene	**0.14**		**0.0027**	**0.010**	**mg/L**	100	03-Feb-2022 16:42
Acenaphthylene	**0.0031**		**0.00015**	**0.0010**	**mg/L**	10	02-Feb-2022 18:15
Anthracene	**0.012**		**0.00014**	**0.0010**	**mg/L**	10	02-Feb-2022 18:15
Benz(a)anthracene	< 0.00050		0.00050	0.0010	mg/L	10	02-Feb-2022 18:15
Benzo(a)pyrene	< 0.00020		0.00020	0.0010	mg/L	10	02-Feb-2022 18:15
Bis(2-chloroethoxy)methane	< 0.00030		0.00030	0.0020	mg/L	10	02-Feb-2022 18:15
Bis(2-ethylhexyl)phthalate	< 0.00037		0.00037	0.0020	mg/L	10	02-Feb-2022 18:15
Chrysene	< 0.00021		0.00021	0.0010	mg/L	10	02-Feb-2022 18:15
Dibenzofuran	**0.088**		**0.00020**	**0.0010**	**mg/L**	10	02-Feb-2022 18:15
Di-n-butyl phthalate	< 0.00020		0.00020	0.0020	mg/L	10	02-Feb-2022 18:15
Fluoranthene	**0.0012**		**0.00010**	**0.0010**	**mg/L**	10	02-Feb-2022 18:15
Fluorene	**0.054**		**0.00030**	**0.0010**	**mg/L**	10	02-Feb-2022 18:15
Naphthalene	**9.4**		**0.20**	**1.0**	**mg/L**	10000	04-Feb-2022 16:31
Nitrobenzene	< 0.00024		0.00024	0.0020	mg/L	10	02-Feb-2022 18:15
N-Nitrosodiphenylamine	< 0.00025		0.00025	0.0020	mg/L	10	02-Feb-2022 18:15
Pentachlorophenol	< 0.00079		0.00079	0.0020	mg/L	10	02-Feb-2022 18:15
Phenanthrene	**0.035**		**0.00021**	**0.0010**	**mg/L**	10	02-Feb-2022 18:15
Phenol	**5.3**		**0.035**	**0.20**	**mg/L**	1000	03-Feb-2022 17:00
Pyrene	< 0.00019		0.00019	0.0010	mg/L	10	02-Feb-2022 18:15
Surr: 2,4,6-Tribromophenol	*0*	*JS*		*34-129*	*%REC*	*10000*	*04-Feb-2022 16:31*
Surr: 2,4,6-Tribromophenol	*0*	*JS*		*34-129*	*%REC*	*100*	*03-Feb-2022 16:42*
Surr: 2,4,6-Tribromophenol	*0*	*JS*		*34-129*	*%REC*	*1000*	*03-Feb-2022 17:00*
Surr: 2,4,6-Tribromophenol	*81.9*			*34-129*	*%REC*	*10*	*02-Feb-2022 18:15*
Surr: 2-Fluorobiphenyl	*76.0*			*40-125*	*%REC*	*10*	*02-Feb-2022 18:15*
Surr: 2-Fluorobiphenyl	*0*	*JS*		*40-125*	*%REC*	*1000*	*03-Feb-2022 17:00*
Surr: 2-Fluorobiphenyl	*0*	*JS*		*40-125*	*%REC*	*100*	*03-Feb-2022 16:42*
Surr: 2-Fluorobiphenyl	*0*	*JS*		*40-125*	*%REC*	*10000*	*04-Feb-2022 16:31*
Surr: 2-Fluorophenol	*0*	*JS*		*20-120*	*%REC*	*10000*	*04-Feb-2022 16:31*
Surr: 2-Fluorophenol	*0*	*JS*		*20-120*	*%REC*	*1000*	*03-Feb-2022 17:00*
Surr: 2-Fluorophenol	*0*	*JS*		*20-120*	*%REC*	*100*	*03-Feb-2022 16:42*
Surr: 2-Fluorophenol	*88.3*			*20-120*	*%REC*	*10*	*02-Feb-2022 18:15*

Note: See Qualifiers Page for a list of qualifiers and their explanation.

Client:	Golder Associates Inc.	**ANALYTICAL REPORT**
Project:	Houston TX-Wood Preserving Works	WorkOrder:HS22010621
Sample ID:	WG-1620-MW72B-20220113	Lab ID:HS22010621-06
Collection Date:	13-Jan-2022 10:15	Matrix:Groundwater

ANALYSES	RESULT	QUAL	SDL	MQL	UNITS	DILUTION FACTOR	DATE ANALYZED
LOW-LEVEL SEMIVOLATILES BY 8270D		**Method:SW8270**			Prep:SW3510 / 19-Jan-2022		Analyst: GEY
Surr: 4-Terphenyl-d14	*92.5*			*40-135*	*%REC*	*10*	*02-Feb-2022 18:15*
Surr: 4-Terphenyl-d14	*0*	*JS*		*40-135*	*%REC*	*100*	*03-Feb-2022 16:42*
Surr: 4-Terphenyl-d14	*0*	*JS*		*40-135*	*%REC*	*1000*	*03-Feb-2022 17:00*
Surr: 4-Terphenyl-d14	*0*	*JS*		*40-135*	*%REC*	*10000*	*04-Feb-2022 16:31*
Surr: Nitrobenzene-d5	*87.4*			*41-120*	*%REC*	*10*	*02-Feb-2022 18:15*
Surr: Nitrobenzene-d5	*0*	*JS*		*41-120*	*%REC*	*100*	*03-Feb-2022 16:42*
Surr: Nitrobenzene-d5	*0*	*JS*		*41-120*	*%REC*	*1000*	*03-Feb-2022 17:00*
Surr: Nitrobenzene-d5	*0*	*JS*		*41-120*	*%REC*	*10000*	*04-Feb-2022 16:31*
Surr: Phenol-d6	*0*	*JS*		*20-120*	*%REC*	*10000*	*04-Feb-2022 16:31*
Surr: Phenol-d6	*0*	*JS*		*20-120*	*%REC*	*100*	*03-Feb-2022 16:42*
Surr: Phenol-d6	*0*	*JS*		*20-120*	*%REC*	*1000*	*03-Feb-2022 17:00*
Surr: Phenol-d6	*74.9*			*20-120*	*%REC*	*10*	*02-Feb-2022 18:15*
ICP-MS METALS BY SW6020A		**Method:SW6020A**			Prep:SW3010A / 26-Jan-2022		Analyst: JHD
Arsenic	**0.00232**		**0.000400**	**0.00200**	**mg/L**	1	26-Jan-2022 23:13

Note: See Qualifiers Page for a list of qualifiers and their explanation.

Client:	Golder Associates Inc.	**ANALYTICAL REPORT**
Project:	Houston TX-Wood Preserving Works	WorkOrder:HS22010621
Sample ID:	WG-1620-MW57B-20220113	Lab ID:HS22010621-07
Collection Date:	13-Jan-2022 11:05	Matrix:Groundwater

ANALYSES	RESULT	QUAL	SDL	MQL	UNITS	DILUTION FACTOR	DATE ANALYZED
LOW LEVEL VOLATILES BY SW8260C		**Method:SW8260**					Analyst: AKP
1,2-Dichloroethane	< 0.0010		0.0010	0.0050	mg/L	5	21-Jan-2022 07:19
Benzene	**0.94**		**0.0010**	**0.0050**	**mg/L**	5	21-Jan-2022 07:19
Chlorobenzene	< 0.0015		0.0015	0.0050	mg/L	5	21-Jan-2022 07:19
Ethylbenzene	**0.31**		**0.0015**	**0.0050**	**mg/L**	5	21-Jan-2022 07:19
Methylene chloride	< 0.0050		0.0050	0.010	mg/L	5	21-Jan-2022 07:19
Toluene	**0.88**		**0.0010**	**0.0050**	**mg/L**	5	21-Jan-2022 07:19
Xylenes, Total	**1.0**		**0.0015**	**0.0050**	**mg/L**	5	21-Jan-2022 07:19
Surr: 1,2-Dichloroethane-d4	*112*			*70-126*	*%REC*	*5*	*21-Jan-2022 07:19*
Surr: 4-Bromofluorobenzene	*103*			*81-113*	*%REC*	*5*	*21-Jan-2022 07:19*
Surr: Dibromofluoromethane	*101*			*77-123*	*%REC*	*5*	*21-Jan-2022 07:19*
Surr: Toluene-d8	*101*			*82-127*	*%REC*	*5*	*21-Jan-2022 07:19*

Note: See Qualifiers Page for a list of qualifiers and their explanation.

Client:	Golder Associates Inc.	**ANALYTICAL REPORT**
Project:	Houston TX-Wood Preserving Works	WorkOrder:HS22010621
Sample ID:	WG-1620-MW57B-20220113	Lab ID:HS22010621-07
Collection Date:	13-Jan-2022 11:05	Matrix:Groundwater

ANALYSES	RESULT	QUAL	SDL	MQL	UNITS	DILUTION FACTOR	DATE ANALYZED
LOW-LEVEL SEMIVOLATILES BY 8270D		**Method:SW8270**			Prep:SW3510 / 19-Jan-2022		Analyst: GEY
1,2-Diphenylhydrazine	< 0.00021		0.00021	0.0020	mg/L	10	02-Feb-2022 18:34
2,4-Dimethylphenol	**3.9**		**0.040**	**0.20**	**mg/L**	1000	03-Feb-2022 17:38
2,4-Dinitrotoluene	< 0.00058		0.00058	0.0020	mg/L	10	02-Feb-2022 18:34
2,6-Dinitrotoluene	< 0.00042		0.00042	0.0020	mg/L	10	02-Feb-2022 18:34
2-Chloronaphthalene	< 0.00021		0.00021	0.0020	mg/L	10	02-Feb-2022 18:34
2-Methylnaphthalene	**0.28**		**0.0019**	**0.010**	**mg/L**	100	03-Feb-2022 17:19
4,6-Dinitro-2-methylphenol	< 0.00020		0.00020	0.0020	mg/L	10	02-Feb-2022 18:34
4-Nitrophenol	< 0.00047		0.00047	0.010	mg/L	10	02-Feb-2022 18:34
Acenaphthene	**0.080**		**0.00027**	**0.0010**	**mg/L**	10	02-Feb-2022 18:34
Acenaphthylene	**0.0022**		**0.00015**	**0.0010**	**mg/L**	10	02-Feb-2022 18:34
Anthracene	**0.010**		**0.00014**	**0.0010**	**mg/L**	10	02-Feb-2022 18:34
Benz(a)anthracene	**0.00080**	J	**0.00050**	**0.0010**	**mg/L**	10	02-Feb-2022 18:34
Benzo(a)pyrene	< 0.00020		0.00020	0.0010	mg/L	10	02-Feb-2022 18:34
Bis(2-chloroethoxy)methane	< 0.00030		0.00030	0.0020	mg/L	10	02-Feb-2022 18:34
Bis(2-ethylhexyl)phthalate	< 0.00037		0.00037	0.0020	mg/L	10	02-Feb-2022 18:34
Chrysene	**0.00063**	J	**0.00021**	**0.0010**	**mg/L**	10	02-Feb-2022 18:34
Dibenzofuran	**0.068**		**0.00020**	**0.0010**	**mg/L**	10	02-Feb-2022 18:34
Di-n-butyl phthalate	< 0.00020		0.00020	0.0020	mg/L	10	02-Feb-2022 18:34
Fluoranthene	**0.0055**		**0.00010**	**0.0010**	**mg/L**	10	02-Feb-2022 18:34
Fluorene	**0.041**		**0.00030**	**0.0010**	**mg/L**	10	02-Feb-2022 18:34
Naphthalene	**7.1**		**0.020**	**0.10**	**mg/L**	1000	03-Feb-2022 17:38
Nitrobenzene	< 0.00024		0.00024	0.0020	mg/L	10	02-Feb-2022 18:34
N-Nitrosodiphenylamine	< 0.00025		0.00025	0.0020	mg/L	10	02-Feb-2022 18:34
Pentachlorophenol	< 0.00079		0.00079	0.0020	mg/L	10	02-Feb-2022 18:34
Phenanthrene	**0.033**		**0.00021**	**0.0010**	**mg/L**	10	02-Feb-2022 18:34
Phenol	**0.47**		**0.0035**	**0.020**	**mg/L**	100	03-Feb-2022 17:19
Pyrene	**0.0032**		**0.00019**	**0.0010**	**mg/L**	10	02-Feb-2022 18:34
Surr: 2,4,6-Tribromophenol	*0*	*JS*		*34-129*	*%REC*	*100*	*03-Feb-2022 17:19*
Surr: 2,4,6-Tribromophenol	*0*	*JS*		*34-129*	*%REC*	*1000*	*03-Feb-2022 17:38*
Surr: 2,4,6-Tribromophenol	*67.2*			*34-129*	*%REC*	*10*	*02-Feb-2022 18:34*
Surr: 2-Fluorobiphenyl	*94.6*			*40-125*	*%REC*	*10*	*02-Feb-2022 18:34*
Surr: 2-Fluorobiphenyl	*0*	*JS*		*40-125*	*%REC*	*100*	*03-Feb-2022 17:19*
Surr: 2-Fluorobiphenyl	*0*	*JS*		*40-125*	*%REC*	*1000*	*03-Feb-2022 17:38*
Surr: 2-Fluorophenol	*0*	*JS*		*20-120*	*%REC*	*100*	*03-Feb-2022 17:19*
Surr: 2-Fluorophenol	*0*	*JS*		*20-120*	*%REC*	*1000*	*03-Feb-2022 17:38*
Surr: 2-Fluorophenol	*61.3*			*20-120*	*%REC*	*10*	*02-Feb-2022 18:34*
Surr: 4-Terphenyl-d14	*0*	*JS*		*40-135*	*%REC*	*1000*	*03-Feb-2022 17:38*
Surr: 4-Terphenyl-d14	*0*	*JS*		*40-135*	*%REC*	*100*	*03-Feb-2022 17:19*
Surr: 4-Terphenyl-d14	*61.3*			*40-135*	*%REC*	*10*	*02-Feb-2022 18:34*

Note: See Qualifiers Page for a list of qualifiers and their explanation.

Client:	Golder Associates Inc.	**ANALYTICAL REPORT**
Project:	Houston TX-Wood Preserving Works	WorkOrder:HS22010621
Sample ID:	WG-1620-MW57B-20220113	Lab ID:HS22010621-07
Collection Date:	13-Jan-2022 11:05	Matrix:Groundwater

ANALYSES	RESULT	QUAL	SDL	MQL	UNITS	DILUTION FACTOR	DATE ANALYZED
LOW-LEVEL SEMIVOLATILES BY 8270D		**Method:SW8270**			Prep:SW3510 / 19-Jan-2022		Analyst: GEY
Surr: Nitrobenzene-d5	*55.8*			*41-120*	*%REC*	*10*	*02-Feb-2022 18:34*
Surr: Nitrobenzene-d5	*0*	*JS*		*41-120*	*%REC*	*100*	*03-Feb-2022 17:19*
Surr: Nitrobenzene-d5	*0*	*JS*		*41-120*	*%REC*	*1000*	*03-Feb-2022 17:38*
Surr: Phenol-d6	*0*	*JS*		*20-120*	*%REC*	*100*	*03-Feb-2022 17:19*
Surr: Phenol-d6	*0*	*JS*		*20-120*	*%REC*	*1000*	*03-Feb-2022 17:38*
Surr: Phenol-d6	*47.5*			*20-120*	*%REC*	*10*	*02-Feb-2022 18:34*
ICP-MS METALS BY SW6020A		**Method:SW6020A**			Prep:SW3010A / 26-Jan-2022		Analyst: JHD
Arsenic	**0.00280**		**0.000400**	**0.00200**	**mg/L**	1	26-Jan-2022 23:15

Note: See Qualifiers Page for a list of qualifiers and their explanation.

Client:	Golder Associates Inc.	**ANALYTICAL REPORT**
Project:	Houston TX-Wood Preserving Works	WorkOrder:HS22010621
Sample ID:	WG-1620-MW18C-20220113	Lab ID:HS22010621-08
Collection Date:	13-Jan-2022 12:35	Matrix:Groundwater

ANALYSES	RESULT	QUAL	SDL	MQL	UNITS	DILUTION FACTOR	DATE ANALYZED
LOW LEVEL VOLATILES BY SW8260C		**Method:SW8260**					Analyst: AKP
1,2-Dichloroethane	< 0.0010		0.0010	0.0050	mg/L	5	26-Jan-2022 02:40
Benzene	**0.89**		**0.010**	**0.050**	**mg/L**	50	26-Jan-2022 03:04
Chlorobenzene	< 0.0015		0.0015	0.0050	mg/L	5	26-Jan-2022 02:40
Ethylbenzene	**0.30**		**0.0015**	**0.0050**	**mg/L**	5	26-Jan-2022 02:40
Methylene chloride	< 0.0050		0.0050	0.010	mg/L	5	26-Jan-2022 02:40
Toluene	**0.89**		**0.0010**	**0.0050**	**mg/L**	5	26-Jan-2022 02:40
Xylenes, Total	**0.89**		**0.0015**	**0.0050**	**mg/L**	5	26-Jan-2022 02:40
Surr: 1,2-Dichloroethane-d4	*79.9*			*70-126*	*%REC*	*5*	*26-Jan-2022 02:40*
Surr: 1,2-Dichloroethane-d4	*77.6*			*70-126*	*%REC*	*50*	*26-Jan-2022 03:04*
Surr: 4-Bromofluorobenzene	*85.2*			*77-113*	*%REC*	*5*	*26-Jan-2022 02:40*
Surr: 4-Bromofluorobenzene	*81.8*			*77-113*	*%REC*	*50*	*26-Jan-2022 03:04*
Surr: Dibromofluoromethane	*92.3*			*77-123*	*%REC*	*5*	*26-Jan-2022 02:40*
Surr: Dibromofluoromethane	*91.8*			*77-123*	*%REC*	*50*	*26-Jan-2022 03:04*
Surr: Toluene-d8	*93.1*			*82-127*	*%REC*	*5*	*26-Jan-2022 02:40*
Surr: Toluene-d8	*95.2*			*82-127*	*%REC*	*50*	*26-Jan-2022 03:04*

Note: See Qualifiers Page for a list of qualifiers and their explanation.

Client:	Golder Associates Inc.	**ANALYTICAL REPORT**
Project:	Houston TX-Wood Preserving Works	WorkOrder:HS22010621
Sample ID:	WG-1620-MW18C-20220113	Lab ID:HS22010621-08
Collection Date:	13-Jan-2022 12:35	Matrix:Groundwater

ANALYSES	RESULT	QUAL	SDL	MQL	UNITS	DILUTION FACTOR	DATE ANALYZED
LOW-LEVEL SEMIVOLATILES BY 8270D		**Method:SW8270**			Prep:SW3510 / 19-Jan-2022		Analyst: GEY
1,2-Diphenylhydrazine	< 0.00021		0.00021	0.0020	mg/L	10	02-Feb-2022 18:52
2,4-Dimethylphenol	**0.0061**		**0.00040**	**0.0020**	**mg/L**	10	02-Feb-2022 18:52
2,4-Dinitrotoluene	< 0.00058		0.00058	0.0020	mg/L	10	02-Feb-2022 18:52
2,6-Dinitrotoluene	< 0.00042		0.00042	0.0020	mg/L	10	02-Feb-2022 18:52
2-Chloronaphthalene	< 0.00021		0.00021	0.0020	mg/L	10	02-Feb-2022 18:52
2-Methylnaphthalene	**0.16**		**0.0019**	**0.010**	**mg/L**	100	03-Feb-2022 17:56
4,6-Dinitro-2-methylphenol	< 0.00020		0.00020	0.0020	mg/L	10	02-Feb-2022 18:52
4-Nitrophenol	< 0.00047		0.00047	0.010	mg/L	10	02-Feb-2022 18:52
Acenaphthene	**0.058**		**0.00027**	**0.0010**	**mg/L**	10	02-Feb-2022 18:52
Acenaphthylene	**0.0016**		**0.00015**	**0.0010**	**mg/L**	10	02-Feb-2022 18:52
Anthracene	**0.0086**		**0.00014**	**0.0010**	**mg/L**	10	02-Feb-2022 18:52
Benz(a)anthracene	< 0.00050		0.00050	0.0010	mg/L	10	02-Feb-2022 18:52
Benzo(a)pyrene	< 0.00020		0.00020	0.0010	mg/L	10	02-Feb-2022 18:52
Bis(2-chloroethoxy)methane	< 0.00030		0.00030	0.0020	mg/L	10	02-Feb-2022 18:52
Bis(2-ethylhexyl)phthalate	< 0.00037		0.00037	0.0020	mg/L	10	02-Feb-2022 18:52
Chrysene	< 0.00021		0.00021	0.0010	mg/L	10	02-Feb-2022 18:52
Dibenzofuran	**0.062**		**0.00020**	**0.0010**	**mg/L**	10	02-Feb-2022 18:52
Di-n-butyl phthalate	< 0.00020		0.00020	0.0020	mg/L	10	02-Feb-2022 18:52
Fluoranthene	**0.0036**		**0.00010**	**0.0010**	**mg/L**	10	02-Feb-2022 18:52
Fluorene	**0.030**		**0.00030**	**0.0010**	**mg/L**	10	02-Feb-2022 18:52
Naphthalene	**5.6**		**0.020**	**0.10**	**mg/L**	1000	03-Feb-2022 18:15
Nitrobenzene	< 0.00024		0.00024	0.0020	mg/L	10	02-Feb-2022 18:52
N-Nitrosodiphenylamine	< 0.00025		0.00025	0.0020	mg/L	10	02-Feb-2022 18:52
Pentachlorophenol	**0.012**		**0.00079**	**0.0020**	**mg/L**	10	02-Feb-2022 18:52
Phenanthrene	**0.034**		**0.00021**	**0.0010**	**mg/L**	10	02-Feb-2022 18:52
Phenol	**0.0021**		**0.00035**	**0.0020**	**mg/L**	10	02-Feb-2022 18:52
Pyrene	**0.0021**		**0.00019**	**0.0010**	**mg/L**	10	02-Feb-2022 18:52
Surr: 2,4,6-Tribromophenol	*0*	*JS*		*34-129*	*%REC*	*100*	*03-Feb-2022 17:56*
Surr: 2,4,6-Tribromophenol	*0*	*JS*		*34-129*	*%REC*	*1000*	*03-Feb-2022 18:15*
Surr: 2,4,6-Tribromophenol	*105*			*34-129*	*%REC*	*10*	*02-Feb-2022 18:52*
Surr: 2-Fluorobiphenyl	*83.1*			*40-125*	*%REC*	*10*	*02-Feb-2022 18:52*
Surr: 2-Fluorobiphenyl	*0*	*JS*		*40-125*	*%REC*	*100*	*03-Feb-2022 17:56*
Surr: 2-Fluorobiphenyl	*0*	*JS*		*40-125*	*%REC*	*1000*	*03-Feb-2022 18:15*
Surr: 2-Fluorophenol	*0*	*JS*		*20-120*	*%REC*	*100*	*03-Feb-2022 17:56*
Surr: 2-Fluorophenol	*0*	*JS*		*20-120*	*%REC*	*1000*	*03-Feb-2022 18:15*
Surr: 2-Fluorophenol	*83.9*			*20-120*	*%REC*	*10*	*02-Feb-2022 18:52*
Surr: 4-Terphenyl-d14	*93.4*			*40-135*	*%REC*	*10*	*02-Feb-2022 18:52*
Surr: 4-Terphenyl-d14	*0*	*JS*		*40-135*	*%REC*	*100*	*03-Feb-2022 17:56*
Surr: 4-Terphenyl-d14	*0*	*JS*		*40-135*	*%REC*	*1000*	*03-Feb-2022 18:15*

Note: See Qualifiers Page for a list of qualifiers and their explanation.

Client:	Golder Associates Inc.	**ANALYTICAL REPORT**
Project:	Houston TX-Wood Preserving Works	WorkOrder:HS22010621
Sample ID:	WG-1620-MW18C-20220113	Lab ID:HS22010621-08
Collection Date:	13-Jan-2022 12:35	Matrix:Groundwater

ANALYSES	RESULT	QUAL	SDL	MQL	UNITS	DILUTION FACTOR	DATE ANALYZED
LOW-LEVEL SEMIVOLATILES BY 8270D		**Method:SW8270**			Prep:SW3510 / 19-Jan-2022		Analyst: GEY
Surr: Nitrobenzene-d5	*0*	*JS*		*41-120*	*%REC*	*100*	*03-Feb-2022 17:56*
Surr: Nitrobenzene-d5	*70.5*			*41-120*	*%REC*	*10*	*02-Feb-2022 18:52*
Surr: Nitrobenzene-d5	*0*	*JS*		*41-120*	*%REC*	*1000*	*03-Feb-2022 18:15*
Surr: Phenol-d6	*0*	*JS*		*20-120*	*%REC*	*100*	*03-Feb-2022 17:56*
Surr: Phenol-d6	*0*	*JS*		*20-120*	*%REC*	*1000*	*03-Feb-2022 18:15*
Surr: Phenol-d6	*62.6*			*20-120*	*%REC*	*10*	*02-Feb-2022 18:52*
ICP-MS METALS BY SW6020A		**Method:SW6020A**			Prep:SW3010A / 26-Jan-2022		Analyst: JHD
Arsenic	**0.00113**	J	**0.000400**	**0.00200**	**mg/L**	1	26-Jan-2022 23:17

Note: See Qualifiers Page for a list of qualifiers and their explanation.

Client:	Golder Associates Inc.	**ANALYTICAL REPORT**
Project:	Houston TX-Wood Preserving Works	WorkOrder:HS22010621
Sample ID:	WG-1620-MW70C-20220113	Lab ID:HS22010621-09
Collection Date:	13-Jan-2022 13:35	Matrix:Groundwater

ANALYSES	RESULT	QUAL	SDL	MQL	UNITS	DILUTION FACTOR	DATE ANALYZED
LOW LEVEL VOLATILES BY SW8260C		**Method:SW8260**					Analyst: AKP
1,2-Dichloroethane	< 0.00020		0.00020	0.0010	mg/L	1	21-Jan-2022 05:15
Benzene	< 0.00020		0.00020	0.0010	mg/L	1	21-Jan-2022 05:15
Chlorobenzene	< 0.00030		0.00030	0.0010	mg/L	1	21-Jan-2022 05:15
Ethylbenzene	< 0.00030		0.00030	0.0010	mg/L	1	21-Jan-2022 05:15
Methylene chloride	< 0.0010		0.0010	0.0020	mg/L	1	21-Jan-2022 05:15
Toluene	< 0.00020		0.00020	0.0010	mg/L	1	21-Jan-2022 05:15
Xylenes, Total	< 0.00030		0.00030	0.0010	mg/L	1	21-Jan-2022 05:15
Surr: 1,2-Dichloroethane-d4	*116*			*70-126*	*%REC*	*1*	*21-Jan-2022 05:15*
Surr: 4-Bromofluorobenzene	*97.6*			*81-113*	*%REC*	*1*	*21-Jan-2022 05:15*
Surr: Dibromofluoromethane	*100*			*77-123*	*%REC*	*1*	*21-Jan-2022 05:15*
Surr: Toluene-d8	*101*			*82-127*	*%REC*	*1*	*21-Jan-2022 05:15*

Note: See Qualifiers Page for a list of qualifiers and their explanation.

Client:	Golder Associates Inc.	**ANALYTICAL REPORT**
Project:	Houston TX-Wood Preserving Works	WorkOrder:HS22010621
Sample ID:	WG-1620-MW70C-20220113	Lab ID:HS22010621-09
Collection Date:	13-Jan-2022 13:35	Matrix:Groundwater

ANALYSES	RESULT	QUAL	SDL	MQL	UNITS	DILUTION FACTOR	DATE ANALYZED
LOW-LEVEL SEMIVOLATILES BY 8270D		**Method:SW8270**			Prep:SW3510 / 19-Jan-2022		Analyst: GEY
1,2-Diphenylhydrazine	< 0.000021		0.000021	0.00020	mg/L	1	02-Feb-2022 19:11
2,4-Dimethylphenol	< 0.000040		0.000040	0.00020	mg/L	1	02-Feb-2022 19:11
2,4-Dinitrotoluene	< 0.000058		0.000058	0.00020	mg/L	1	02-Feb-2022 19:11
2,6-Dinitrotoluene	< 0.000042		0.000042	0.00020	mg/L	1	02-Feb-2022 19:11
2-Chloronaphthalene	< 0.000021		0.000021	0.00020	mg/L	1	02-Feb-2022 19:11
2-Methylnaphthalene	< 0.000019		0.000019	0.00010	mg/L	1	02-Feb-2022 19:11
4,6-Dinitro-2-methylphenol	< 0.000020		0.000020	0.00020	mg/L	1	02-Feb-2022 19:11
4-Nitrophenol	< 0.000047		0.000047	0.0010	mg/L	1	02-Feb-2022 19:11
Acenaphthene	< 0.000027		0.000027	0.00010	mg/L	1	02-Feb-2022 19:11
Acenaphthylene	< 0.000015		0.000015	0.00010	mg/L	1	02-Feb-2022 19:11
Anthracene	**0.000098**	J	**0.000014**	**0.00010**	**mg/L**	1	02-Feb-2022 19:11
Benz(a)anthracene	< 0.000050		0.000050	0.00010	mg/L	1	02-Feb-2022 19:11
Benzo(a)pyrene	< 0.000020		0.000020	0.00010	mg/L	1	02-Feb-2022 19:11
Bis(2-chloroethoxy)methane	< 0.000030		0.000030	0.00020	mg/L	1	02-Feb-2022 19:11
Bis(2-ethylhexyl)phthalate	< 0.000037		0.000037	0.00020	mg/L	1	02-Feb-2022 19:11
Chrysene	< 0.000021		0.000021	0.00010	mg/L	1	02-Feb-2022 19:11
Dibenzofuran	< 0.000020		0.000020	0.00010	mg/L	1	02-Feb-2022 19:11
Di-n-butyl phthalate	< 0.000020		0.000020	0.00020	mg/L	1	02-Feb-2022 19:11
Fluoranthene	**0.000050**	J	**0.000010**	**0.00010**	**mg/L**	1	02-Feb-2022 19:11
Fluorene	**0.000076**	J	**0.000030**	**0.00010**	**mg/L**	1	02-Feb-2022 19:11
Naphthalene	**0.00034**		**0.000020**	**0.00010**	**mg/L**	1	02-Feb-2022 19:11
Nitrobenzene	< 0.000024		0.000024	0.00020	mg/L	1	02-Feb-2022 19:11
N-Nitrosodiphenylamine	< 0.000025		0.000025	0.00020	mg/L	1	02-Feb-2022 19:11
Pentachlorophenol	< 0.000079		0.000079	0.00020	mg/L	1	02-Feb-2022 19:11
Phenanthrene	**0.00017**		**0.000021**	**0.00010**	**mg/L**	1	02-Feb-2022 19:11
Phenol	< 0.000035		0.000035	0.00020	mg/L	1	02-Feb-2022 19:11
Pyrene	**0.000032**	J	**0.000019**	**0.00010**	**mg/L**	1	02-Feb-2022 19:11
Surr: 2,4,6-Tribromophenol	*70.4*			*34-129*	*%REC*	*1*	*02-Feb-2022 19:11*
Surr: 2-Fluorobiphenyl	*64.5*			*40-125*	*%REC*	*1*	*02-Feb-2022 19:11*
Surr: 2-Fluorophenol	*47.9*			*20-120*	*%REC*	*1*	*02-Feb-2022 19:11*
Surr: 4-Terphenyl-d14	*94.5*			*40-135*	*%REC*	*1*	*02-Feb-2022 19:11*
Surr: Nitrobenzene-d5	*55.5*			*41-120*	*%REC*	*1*	*02-Feb-2022 19:11*
Surr: Phenol-d6	*52.3*			*20-120*	*%REC*	*1*	*02-Feb-2022 19:11*
ICP-MS METALS BY SW6020A		**Method:SW6020A**			Prep:SW3010A / 26-Jan-2022		Analyst: JHD
Arsenic	< 0.000400		0.000400	0.00200	mg/L	1	26-Jan-2022 21:43

Note: See Qualifiers Page for a list of qualifiers and their explanation.

Client:	Golder Associates Inc.	**ANALYTICAL REPORT**
Project:	Houston TX-Wood Preserving Works	WorkOrder:HS22010621
Sample ID:	WG-1620-MW70B-20220113	Lab ID:HS22010621-10
Collection Date:	13-Jan-2022 14:20	Matrix:Groundwater

ANALYSES	RESULT	QUAL	SDL	MQL	UNITS	DILUTION FACTOR	DATE ANALYZED
LOW LEVEL VOLATILES BY SW8260C		**Method:SW8260**					Analyst: AKP
1,2-Dichloroethane	< 0.0010		0.0010	0.0050	mg/L	5	26-Jan-2022 05:47
Benzene	**1.9**		**0.010**	**0.050**	**mg/L**	50	26-Jan-2022 06:11
Chlorobenzene	< 0.0015		0.0015	0.0050	mg/L	5	26-Jan-2022 05:47
Ethylbenzene	**0.70**		**0.0015**	**0.0050**	**mg/L**	5	26-Jan-2022 05:47
Methylene chloride	< 0.0050		0.0050	0.010	mg/L	5	26-Jan-2022 05:47
Toluene	**2.0**		**0.010**	**0.050**	**mg/L**	50	26-Jan-2022 06:11
Xylenes, Total	**2.0**		**0.0015**	**0.0050**	**mg/L**	5	26-Jan-2022 05:47
Surr: 1,2-Dichloroethane-d4	*83.0*			*70-126*	*%REC*	*5*	*26-Jan-2022 05:47*
Surr: 1,2-Dichloroethane-d4	*77.8*			*70-126*	*%REC*	*50*	*26-Jan-2022 06:11*
Surr: 4-Bromofluorobenzene	*92.1*			*77-113*	*%REC*	*5*	*26-Jan-2022 05:47*
Surr: 4-Bromofluorobenzene	*83.0*			*77-113*	*%REC*	*50*	*26-Jan-2022 06:11*
Surr: Dibromofluoromethane	*93.9*			*77-123*	*%REC*	*5*	*26-Jan-2022 05:47*
Surr: Dibromofluoromethane	*91.0*			*77-123*	*%REC*	*50*	*26-Jan-2022 06:11*
Surr: Toluene-d8	*92.7*			*82-127*	*%REC*	*5*	*26-Jan-2022 05:47*
Surr: Toluene-d8	*95.5*			*82-127*	*%REC*	*50*	*26-Jan-2022 06:11*

Note: See Qualifiers Page for a list of qualifiers and their explanation.

Client:	Golder Associates Inc.	**ANALYTICAL REPORT**
Project:	Houston TX-Wood Preserving Works	WorkOrder:HS22010621
Sample ID:	WG-1620-MW70B-20220113	Lab ID:HS22010621-10
Collection Date:	13-Jan-2022 14:20	Matrix:Groundwater

ANALYSES	RESULT	QUAL	SDL	MQL	UNITS	DILUTION FACTOR	DATE ANALYZED
LOW-LEVEL SEMIVOLATILES BY 8270D		**Method:SW8270**			Prep:SW3510 / 19-Jan-2022		Analyst: GEY
1,2-Diphenylhydrazine	< 0.0021		0.0021	0.020	mg/L	100	03-Feb-2022 18:33
2,4-Dimethylphenol	**8.5**		**0.40**	**2.0**	**mg/L**	10000	03-Feb-2022 19:11
2,4-Dinitrotoluene	< 0.0058		0.0058	0.020	mg/L	100	03-Feb-2022 18:33
2,6-Dinitrotoluene	< 0.0042		0.0042	0.020	mg/L	100	03-Feb-2022 18:33
2-Chloronaphthalene	< 0.0021		0.0021	0.020	mg/L	100	03-Feb-2022 18:33
2-Methylnaphthalene	**4.8**		**0.019**	**0.10**	**mg/L**	1000	03-Feb-2022 18:52
4,6-Dinitro-2-methylphenol	< 0.0020		0.0020	0.020	mg/L	100	03-Feb-2022 18:33
4-Nitrophenol	< 0.0047		0.0047	0.10	mg/L	100	03-Feb-2022 18:33
Acenaphthene	**2.6**		**0.027**	**0.10**	**mg/L**	1000	03-Feb-2022 18:52
Acenaphthylene	**0.047**		**0.0015**	**0.010**	**mg/L**	100	03-Feb-2022 18:33
Anthracene	**1.3**		**0.014**	**0.10**	**mg/L**	1000	03-Feb-2022 18:52
Benz(a)anthracene	**0.17**		**0.0050**	**0.010**	**mg/L**	100	03-Feb-2022 18:33
Benzo(a)pyrene	**0.039**		**0.0020**	**0.010**	**mg/L**	100	03-Feb-2022 18:33
Bis(2-chloroethoxy)methane	< 0.0030		0.0030	0.020	mg/L	100	03-Feb-2022 18:33
Bis(2-ethylhexyl)phthalate	< 0.0037		0.0037	0.020	mg/L	100	03-Feb-2022 18:33
Chrysene	**0.21**		**0.0021**	**0.010**	**mg/L**	100	03-Feb-2022 18:33
Dibenzofuran	**2.5**		**0.020**	**0.10**	**mg/L**	1000	03-Feb-2022 18:52
Di-n-butyl phthalate	< 0.0020		0.0020	0.020	mg/L	100	03-Feb-2022 18:33
Fluoranthene	**1.9**		**0.010**	**0.10**	**mg/L**	1000	03-Feb-2022 18:52
Fluorene	**2.3**		**0.030**	**0.10**	**mg/L**	1000	03-Feb-2022 18:52
Naphthalene	**22**		**0.20**	**1.0**	**mg/L**	10000	03-Feb-2022 19:11
Nitrobenzene	< 0.0024		0.0024	0.020	mg/L	100	03-Feb-2022 18:33
N-Nitrosodiphenylamine	< 0.0025		0.0025	0.020	mg/L	100	03-Feb-2022 18:33
Pentachlorophenol	< 0.0079		0.0079	0.020	mg/L	100	03-Feb-2022 18:33
Phenanthrene	**5.8**		**0.021**	**0.10**	**mg/L**	1000	03-Feb-2022 18:52
Phenol	**0.71**		**0.0035**	**0.020**	**mg/L**	100	03-Feb-2022 18:33
Pyrene	**0.97**		**0.0019**	**0.010**	**mg/L**	100	03-Feb-2022 18:33
Surr: 2,4,6-Tribromophenol	*0*	*JS*		*34-129*	*%REC*	*100*	*03-Feb-2022 18:33*
Surr: 2,4,6-Tribromophenol	*0*	*JS*		*34-129*	*%REC*	*1000*	*03-Feb-2022 18:52*
Surr: 2,4,6-Tribromophenol	*0*	*JS*		*34-129*	*%REC*	*10000*	*03-Feb-2022 19:11*
Surr: 2-Fluorobiphenyl	*0*	*JS*		*40-125*	*%REC*	*100*	*03-Feb-2022 18:33*
Surr: 2-Fluorobiphenyl	*0*	*JS*		*40-125*	*%REC*	*1000*	*03-Feb-2022 18:52*
Surr: 2-Fluorobiphenyl	*0*	*JS*		*40-125*	*%REC*	*10000*	*03-Feb-2022 19:11*
Surr: 2-Fluorophenol	*0*	*JS*		*20-120*	*%REC*	*100*	*03-Feb-2022 18:33*
Surr: 2-Fluorophenol	*0*	*JS*		*20-120*	*%REC*	*1000*	*03-Feb-2022 18:52*
Surr: 2-Fluorophenol	*0*	*JS*		*20-120*	*%REC*	*10000*	*03-Feb-2022 19:11*
Surr: 4-Terphenyl-d14	*0*	*JS*		*40-135*	*%REC*	*100*	*03-Feb-2022 18:33*
Surr: 4-Terphenyl-d14	*0*	*JS*		*40-135*	*%REC*	*1000*	*03-Feb-2022 18:52*
Surr: 4-Terphenyl-d14	*0*	*JS*		*40-135*	*%REC*	*10000*	*03-Feb-2022 19:11*

Note: See Qualifiers Page for a list of qualifiers and their explanation.

Client:	Golder Associates Inc.	**ANALYTICAL REPORT**
Project:	Houston TX-Wood Preserving Works	WorkOrder:HS22010621
Sample ID:	WG-1620-MW70B-20220113	Lab ID:HS22010621-10
Collection Date:	13-Jan-2022 14:20	Matrix:Groundwater

ANALYSES	RESULT	QUAL	SDL	MQL	UNITS	DILUTION FACTOR	DATE ANALYZED
LOW-LEVEL SEMIVOLATILES BY 8270D		**Method:SW8270**			Prep:SW3510 / 19-Jan-2022		Analyst: GEY
Surr: Nitrobenzene-d5	*0*	*JS*		*41-120*	*%REC*	*100*	*03-Feb-2022 18:33*
Surr: Nitrobenzene-d5	*0*	*JS*		*41-120*	*%REC*	*1000*	*03-Feb-2022 18:52*
Surr: Nitrobenzene-d5	*0*	*JS*		*41-120*	*%REC*	*10000*	*03-Feb-2022 19:11*
Surr: Phenol-d6	*0*	*JS*		*20-120*	*%REC*	*100*	*03-Feb-2022 18:33*
Surr: Phenol-d6	*0*	*JS*		*20-120*	*%REC*	*1000*	*03-Feb-2022 18:52*
Surr: Phenol-d6	*0*	*JS*		*20-120*	*%REC*	*10000*	*03-Feb-2022 19:11*
ICP-MS METALS BY SW6020A		**Method:SW6020A**			Prep:SW3010A / 26-Jan-2022		Analyst: JHD
Arsenic	**0.00197**	J	**0.000400**	**0.00200**	**mg/L**	1	26-Jan-2022 23:19

Note: See Qualifiers Page for a list of qualifiers and their explanation.

Client:	Golder Associates Inc.	**ANALYTICAL REPORT**
Project:	Houston TX-Wood Preserving Works	WorkOrder:HS22010621
Sample ID:	WG-1620-MW68C-20220113	Lab ID:HS22010621-11
Collection Date:	13-Jan-2022 15:15	Matrix:Groundwater

ANALYSES	RESULT	QUAL	SDL	MQL	UNITS	DILUTION FACTOR	DATE ANALYZED
LOW LEVEL VOLATILES BY SW8260C		**Method:SW8260**					Analyst: AKP
1,2-Dichloroethane	< 0.00020		0.00020	0.0010	mg/L	1	21-Jan-2022 05:40
Benzene	< 0.00020		0.00020	0.0010	mg/L	1	21-Jan-2022 05:40
Chlorobenzene	< 0.00030		0.00030	0.0010	mg/L	1	21-Jan-2022 05:40
Ethylbenzene	< 0.00030		0.00030	0.0010	mg/L	1	21-Jan-2022 05:40
Methylene chloride	< 0.0010		0.0010	0.0020	mg/L	1	21-Jan-2022 05:40
Toluene	< 0.00020		0.00020	0.0010	mg/L	1	21-Jan-2022 05:40
Xylenes, Total	< 0.00030		0.00030	0.0010	mg/L	1	21-Jan-2022 05:40
Surr: 1,2-Dichloroethane-d4	*114*			*70-126*	*%REC*	*1*	*21-Jan-2022 05:40*
Surr: 4-Bromofluorobenzene	*94.9*			*81-113*	*%REC*	*1*	*21-Jan-2022 05:40*
Surr: Dibromofluoromethane	*103*			*77-123*	*%REC*	*1*	*21-Jan-2022 05:40*
Surr: Toluene-d8	*102*			*82-127*	*%REC*	*1*	*21-Jan-2022 05:40*

Note: See Qualifiers Page for a list of qualifiers and their explanation.

Client:	Golder Associates Inc.	**ANALYTICAL REPORT**
Project:	Houston TX-Wood Preserving Works	WorkOrder:HS22010621
Sample ID:	WG-1620-MW68C-20220113	Lab ID:HS22010621-11
Collection Date:	13-Jan-2022 15:15	Matrix:Groundwater

ANALYSES	RESULT	QUAL	SDL	MQL	UNITS	DILUTION FACTOR	DATE ANALYZED
LOW-LEVEL SEMIVOLATILES BY 8270D		**Method:SW8270**			Prep:SW3510 / 19-Jan-2022		Analyst: GEY
1,2-Diphenylhydrazine	< 0.000021		0.000021	0.00020	mg/L	1	02-Feb-2022 19:49
2,4-Dimethylphenol	**0.0012**		**0.000040**	**0.00020**	**mg/L**	1	02-Feb-2022 19:49
2,4-Dinitrotoluene	< 0.000058		0.000058	0.00020	mg/L	1	02-Feb-2022 19:49
2,6-Dinitrotoluene	< 0.000042		0.000042	0.00020	mg/L	1	02-Feb-2022 19:49
2-Chloronaphthalene	< 0.000021		0.000021	0.00020	mg/L	1	02-Feb-2022 19:49
2-Methylnaphthalene	**0.00039**		**0.000019**	**0.00010**	**mg/L**	1	02-Feb-2022 19:49
4,6-Dinitro-2-methylphenol	< 0.000020		0.000020	0.00020	mg/L	1	02-Feb-2022 19:49
4-Nitrophenol	< 0.000047		0.000047	0.0010	mg/L	1	02-Feb-2022 19:49
Acenaphthene	**0.00040**		**0.000027**	**0.00010**	**mg/L**	1	02-Feb-2022 19:49
Acenaphthylene	< 0.000015		0.000015	0.00010	mg/L	1	02-Feb-2022 19:49
Anthracene	**0.00051**		**0.000014**	**0.00010**	**mg/L**	1	02-Feb-2022 19:49
Benz(a)anthracene	< 0.000050		0.000050	0.00010	mg/L	1	02-Feb-2022 19:49
Benzo(a)pyrene	< 0.000020		0.000020	0.00010	mg/L	1	02-Feb-2022 19:49
Bis(2-chloroethoxy)methane	< 0.000030		0.000030	0.00020	mg/L	1	02-Feb-2022 19:49
Bis(2-ethylhexyl)phthalate	< 0.000037		0.000037	0.00020	mg/L	1	02-Feb-2022 19:49
Chrysene	< 0.000021		0.000021	0.00010	mg/L	1	02-Feb-2022 19:49
Dibenzofuran	**0.00037**		**0.000020**	**0.00010**	**mg/L**	1	02-Feb-2022 19:49
Di-n-butyl phthalate	< 0.000020		0.000020	0.00020	mg/L	1	02-Feb-2022 19:49
Fluoranthene	**0.00023**		**0.000010**	**0.00010**	**mg/L**	1	02-Feb-2022 19:49
Fluorene	**0.00036**		**0.000030**	**0.00010**	**mg/L**	1	02-Feb-2022 19:49
Naphthalene	**0.0051**		**0.000020**	**0.00010**	**mg/L**	1	02-Feb-2022 19:49
Nitrobenzene	< 0.000024		0.000024	0.00020	mg/L	1	02-Feb-2022 19:49
N-Nitrosodiphenylamine	< 0.000025		0.000025	0.00020	mg/L	1	02-Feb-2022 19:49
Pentachlorophenol	< 0.000079		0.000079	0.00020	mg/L	1	02-Feb-2022 19:49
Phenanthrene	**0.00043**		**0.000021**	**0.00010**	**mg/L**	1	02-Feb-2022 19:49
Phenol	< 0.000035		0.000035	0.00020	mg/L	1	02-Feb-2022 19:49
Pyrene	**0.00014**		**0.000019**	**0.00010**	**mg/L**	1	02-Feb-2022 19:49
Surr: 2,4,6-Tribromophenol	*69.5*			*34-129*	*%REC*	*1*	*02-Feb-2022 19:49*
Surr: 2-Fluorobiphenyl	*91.8*			*40-125*	*%REC*	*1*	*02-Feb-2022 19:49*
Surr: 2-Fluorophenol	*67.9*			*20-120*	*%REC*	*1*	*02-Feb-2022 19:49*
Surr: 4-Terphenyl-d14	*106*			*40-135*	*%REC*	*1*	*02-Feb-2022 19:49*
Surr: Nitrobenzene-d5	*79.9*			*41-120*	*%REC*	*1*	*02-Feb-2022 19:49*
Surr: Phenol-d6	*58.8*			*20-120*	*%REC*	*1*	*02-Feb-2022 19:49*
ICP-MS METALS BY SW6020A		**Method:SW6020A**			Prep:SW3010A / 26-Jan-2022		Analyst: JHD
Arsenic	**0.000403**	J	**0.000400**	**0.00200**	**mg/L**	1	26-Jan-2022 21:47

Note: See Qualifiers Page for a list of qualifiers and their explanation.

Client:	Golder Associates Inc.	**ANALYTICAL REPORT**
Project:	Houston TX-Wood Preserving Works	WorkOrder:HS22010621
Sample ID:	WG-1620-MW68B-20220113	Lab ID:HS22010621-12
Collection Date:	13-Jan-2022 16:00	Matrix:Groundwater

ANALYSES	RESULT	QUAL	SDL	MQL	UNITS	DILUTION FACTOR	DATE ANALYZED
LOW LEVEL VOLATILES BY SW8260C		**Method:SW8260**					Analyst: AKP
1,2-Dichloroethane	< 0.0010		0.0010	0.0050	mg/L	5	21-Jan-2022 06:04
Benzene	**0.071**		**0.0010**	**0.0050**	**mg/L**	5	21-Jan-2022 06:04
Chlorobenzene	< 0.0015		0.0015	0.0050	mg/L	5	21-Jan-2022 06:04
Ethylbenzene	**0.081**		**0.0015**	**0.0050**	**mg/L**	5	21-Jan-2022 06:04
Methylene chloride	< 0.0050		0.0050	0.010	mg/L	5	21-Jan-2022 06:04
Toluene	**0.046**		**0.0010**	**0.0050**	**mg/L**	5	21-Jan-2022 06:04
Xylenes, Total	**0.48**		**0.0015**	**0.0050**	**mg/L**	5	21-Jan-2022 06:04
Surr: 1,2-Dichloroethane-d4	*113*			*70-126*	*%REC*	*5*	*21-Jan-2022 06:04*
Surr: 4-Bromofluorobenzene	*102*			*81-113*	*%REC*	*5*	*21-Jan-2022 06:04*
Surr: Dibromofluoromethane	*99.5*			*77-123*	*%REC*	*5*	*21-Jan-2022 06:04*
Surr: Toluene-d8	*100*			*82-127*	*%REC*	*5*	*21-Jan-2022 06:04*

Note: See Qualifiers Page for a list of qualifiers and their explanation.

Client:	Golder Associates Inc.	**ANALYTICAL REPORT**
Project:	Houston TX-Wood Preserving Works	WorkOrder:HS22010621
Sample ID:	WG-1620-MW68B-20220113	Lab ID:HS22010621-12
Collection Date:	13-Jan-2022 16:00	Matrix:Groundwater

ANALYSES	RESULT	QUAL	SDL	MQL	UNITS	DILUTION FACTOR	DATE ANALYZED
LOW-LEVEL SEMIVOLATILES BY 8270D		**Method:SW8270**			Prep:SW3510 / 19-Jan-2022		Analyst: GEY
1,2-Diphenylhydrazine	< 0.00021		0.00021	0.0020	mg/L	10	02-Feb-2022 20:08
2,4-Dimethylphenol	**0.021**		**0.00040**	**0.0020**	**mg/L**	10	02-Feb-2022 20:08
2,4-Dinitrotoluene	< 0.00058		0.00058	0.0020	mg/L	10	02-Feb-2022 20:08
2,6-Dinitrotoluene	< 0.00042		0.00042	0.0020	mg/L	10	02-Feb-2022 20:08
2-Chloronaphthalene	< 0.00021		0.00021	0.0020	mg/L	10	02-Feb-2022 20:08
2-Methylnaphthalene	**0.29**		**0.0019**	**0.010**	**mg/L**	100	03-Feb-2022 19:29
4,6-Dinitro-2-methylphenol	< 0.00020		0.00020	0.0020	mg/L	10	02-Feb-2022 20:08
4-Nitrophenol	< 0.00047		0.00047	0.010	mg/L	10	02-Feb-2022 20:08
Acenaphthene	**0.12**		**0.0027**	**0.010**	**mg/L**	100	03-Feb-2022 19:29
Acenaphthylene	**0.0010**		**0.00015**	**0.0010**	**mg/L**	10	02-Feb-2022 20:08
Anthracene	**0.053**		**0.00014**	**0.0010**	**mg/L**	10	02-Feb-2022 20:08
Benz(a)anthracene	**0.0012**		**0.00050**	**0.0010**	**mg/L**	10	02-Feb-2022 20:08
Benzo(a)pyrene	**0.00069**	J	**0.00020**	**0.0010**	**mg/L**	10	02-Feb-2022 20:08
Bis(2-chloroethoxy)methane	< 0.00030		0.00030	0.0020	mg/L	10	02-Feb-2022 20:08
Bis(2-ethylhexyl)phthalate	< 0.00037		0.00037	0.0020	mg/L	10	02-Feb-2022 20:08
Chrysene	**0.0040**		**0.00021**	**0.0010**	**mg/L**	10	02-Feb-2022 20:08
Dibenzofuran	**0.12**		**0.0020**	**0.010**	**mg/L**	100	03-Feb-2022 19:29
Di-n-butyl phthalate	< 0.00020		0.00020	0.0020	mg/L	10	02-Feb-2022 20:08
Fluoranthene	**0.024**		**0.00010**	**0.0010**	**mg/L**	10	02-Feb-2022 20:08
Fluorene	**0.072**		**0.00030**	**0.0010**	**mg/L**	10	02-Feb-2022 20:08
Naphthalene	**2.9**		**0.020**	**0.10**	**mg/L**	1000	04-Feb-2022 16:49
Nitrobenzene	< 0.00024		0.00024	0.0020	mg/L	10	02-Feb-2022 20:08
N-Nitrosodiphenylamine	< 0.00025		0.00025	0.0020	mg/L	10	02-Feb-2022 20:08
Pentachlorophenol	< 0.00079		0.00079	0.0020	mg/L	10	02-Feb-2022 20:08
Phenanthrene	**0.093**		**0.00021**	**0.0010**	**mg/L**	10	02-Feb-2022 20:08
Phenol	**0.0024**		**0.00035**	**0.0020**	**mg/L**	10	02-Feb-2022 20:08
Pyrene	**0.015**		**0.00019**	**0.0010**	**mg/L**	10	02-Feb-2022 20:08
Surr: 2,4,6-Tribromophenol	*0*	*JS*		*34-129*	*%REC*	*100*	*03-Feb-2022 19:29*
Surr: 2,4,6-Tribromophenol	*0*	*JS*		*34-129*	*%REC*	*1000*	*04-Feb-2022 16:49*
Surr: 2,4,6-Tribromophenol	*49.5*			*34-129*	*%REC*	*10*	*02-Feb-2022 20:08*
Surr: 2-Fluorobiphenyl	*83.4*			*40-125*	*%REC*	*10*	*02-Feb-2022 20:08*
Surr: 2-Fluorobiphenyl	*0*	*JS*		*40-125*	*%REC*	*1000*	*04-Feb-2022 16:49*
Surr: 2-Fluorobiphenyl	*0*	*JS*		*40-125*	*%REC*	*100*	*03-Feb-2022 19:29*
Surr: 2-Fluorophenol	*0*	*JS*		*20-120*	*%REC*	*100*	*03-Feb-2022 19:29*
Surr: 2-Fluorophenol	*0*	*JS*		*20-120*	*%REC*	*1000*	*04-Feb-2022 16:49*
Surr: 2-Fluorophenol	*62.2*			*20-120*	*%REC*	*10*	*02-Feb-2022 20:08*
Surr: 4-Terphenyl-d14	*83.5*			*40-135*	*%REC*	*10*	*02-Feb-2022 20:08*
Surr: 4-Terphenyl-d14	*0*	*JS*		*40-135*	*%REC*	*1000*	*04-Feb-2022 16:49*
Surr: 4-Terphenyl-d14	*0*	*JS*		*40-135*	*%REC*	*100*	*03-Feb-2022 19:29*

Note: See Qualifiers Page for a list of qualifiers and their explanation.

Client:	Golder Associates Inc.	**ANALYTICAL REPORT**
Project:	Houston TX-Wood Preserving Works	WorkOrder:HS22010621
Sample ID:	WG-1620-MW68B-20220113	Lab ID:HS22010621-12
Collection Date:	13-Jan-2022 16:00	Matrix:Groundwater

ANALYSES	RESULT	QUAL	SDL	MQL	UNITS	DILUTION FACTOR	DATE ANALYZED
LOW-LEVEL SEMIVOLATILES BY 8270D		**Method:SW8270**			Prep:SW3510 / 19-Jan-2022		Analyst: GEY
Surr: Nitrobenzene-d5	*0*	*JS*		*41-120*	*%REC*	*1000*	*04-Feb-2022 16:49*
Surr: Nitrobenzene-d5	*44.7*			*41-120*	*%REC*	*10*	*02-Feb-2022 20:08*
Surr: Nitrobenzene-d5	*0*	*JS*		*41-120*	*%REC*	*100*	*03-Feb-2022 19:29*
Surr: Phenol-d6	*0*	*JS*		*20-120*	*%REC*	*100*	*03-Feb-2022 19:29*
Surr: Phenol-d6	*49.0*			*20-120*	*%REC*	*10*	*02-Feb-2022 20:08*
Surr: Phenol-d6	*0*	*JS*		*20-120*	*%REC*	*1000*	*04-Feb-2022 16:49*
ICP-MS METALS BY SW6020A		**Method:SW6020A**			Prep:SW3010A / 26-Jan-2022		Analyst: JHD
Arsenic	**0.00216**		**0.000400**	**0.00200**	**mg/L**	1	26-Jan-2022 22:09

Note: See Qualifiers Page for a list of qualifiers and their explanation.

Client:	Golder Associates Inc.	**ANALYTICAL REPORT**
Project:	Houston TX-Wood Preserving Works	WorkOrder:HS22010621
Sample ID:	WG-1620-MWFB07-20220113	Lab ID:HS22010621-13
Collection Date:	13-Jan-2022 16:20	Matrix:Water

ANALYSES	RESULT	QUAL	SDL	MQL	UNITS	DILUTION FACTOR	DATE ANALYZED
LOW LEVEL VOLATILES BY SW8260C		**Method:SW8260**					Analyst: AKP
1,2-Dichloroethane	< 0.00020		0.00020	0.0010	mg/L	1	20-Jan-2022 23:54
Benzene	< 0.00020		0.00020	0.0010	mg/L	1	20-Jan-2022 23:54
Chlorobenzene	< 0.00030		0.00030	0.0010	mg/L	1	20-Jan-2022 23:54
Ethylbenzene	< 0.00030		0.00030	0.0010	mg/L	1	20-Jan-2022 23:54
Methylene chloride	< 0.0010		0.0010	0.0020	mg/L	1	20-Jan-2022 23:54
Toluene	< 0.00020		0.00020	0.0010	mg/L	1	20-Jan-2022 23:54
Vinyl chloride	< 0.00020		0.00020	0.0010	mg/L	1	20-Jan-2022 23:54
Xylenes, Total	< 0.00030		0.00030	0.0010	mg/L	1	20-Jan-2022 23:54
Surr: 1,2-Dichloroethane-d4	*114*			*70-126*	*%REC*	*1*	*20-Jan-2022 23:54*
Surr: 4-Bromofluorobenzene	*95.5*			*81-113*	*%REC*	*1*	*20-Jan-2022 23:54*
Surr: Dibromofluoromethane	*101*			*77-123*	*%REC*	*1*	*20-Jan-2022 23:54*
Surr: Toluene-d8	*103*			*82-127*	*%REC*	*1*	*20-Jan-2022 23:54*

Note: See Qualifiers Page for a list of qualifiers and their explanation.

Client:	Golder Associates Inc.	**ANALYTICAL REPORT**	
Project:	Houston TX-Wood Preserving Works	WorkOrder:HS22010621	
Sample ID:	WG-1620-MWFB07-20220113	Lab ID:HS22010621-13	
Collection Date:	13-Jan-2022 16:20	Matrix:Water	

ANALYSES	RESULT	QUAL	SDL	MQL	UNITS	DILUTION FACTOR	DATE ANALYZED
LOW-LEVEL SEMIVOLATILES BY 8270D		**Method:SW8270**			Prep:SW3510 / 19-Jan-2022		Analyst: GEY
1,2-Diphenylhydrazine	< 0.000021		0.000021	0.00020	mg/L	1	02-Feb-2022 20:27
2,4-Dimethylphenol	< 0.000040		0.000040	0.00020	mg/L	1	02-Feb-2022 20:27
2,4-Dinitrotoluene	< 0.000058		0.000058	0.00020	mg/L	1	02-Feb-2022 20:27
2,6-Dinitrotoluene	< 0.000042		0.000042	0.00020	mg/L	1	02-Feb-2022 20:27
2-Chloronaphthalene	< 0.000021		0.000021	0.00020	mg/L	1	02-Feb-2022 20:27
2-Methylnaphthalene	**0.000055**	J	**0.000019**	**0.00010**	**mg/L**	1	02-Feb-2022 20:27
4,6-Dinitro-2-methylphenol	< 0.000020		0.000020	0.00020	mg/L	1	02-Feb-2022 20:27
4-Nitrophenol	< 0.000047		0.000047	0.0010	mg/L	1	02-Feb-2022 20:27
Acenaphthene	< 0.000027		0.000027	0.00010	mg/L	1	02-Feb-2022 20:27
Acenaphthylene	< 0.000015		0.000015	0.00010	mg/L	1	02-Feb-2022 20:27
Anthracene	< 0.000014		0.000014	0.00010	mg/L	1	02-Feb-2022 20:27
Benz(a)anthracene	< 0.000050		0.000050	0.00010	mg/L	1	02-Feb-2022 20:27
Benzo(a)pyrene	< 0.000020		0.000020	0.00010	mg/L	1	02-Feb-2022 20:27
Bis(2-chloroethoxy)methane	< 0.000030		0.000030	0.00020	mg/L	1	02-Feb-2022 20:27
Bis(2-ethylhexyl)phthalate	< 0.000037		0.000037	0.00020	mg/L	1	02-Feb-2022 20:27
Chrysene	< 0.000021		0.000021	0.00010	mg/L	1	02-Feb-2022 20:27
Dibenzofuran	**0.000085**	J	**0.000020**	**0.00010**	**mg/L**	1	02-Feb-2022 20:27
Di-n-butyl phthalate	< 0.000020		0.000020	0.00020	mg/L	1	02-Feb-2022 20:27
Fluoranthene	< 0.000010		0.000010	0.00010	mg/L	1	02-Feb-2022 20:27
Fluorene	< 0.000030		0.000030	0.00010	mg/L	1	02-Feb-2022 20:27
Naphthalene	**0.00066**		**0.000020**	**0.00010**	**mg/L**	1	02-Feb-2022 20:27
Nitrobenzene	< 0.000024		0.000024	0.00020	mg/L	1	02-Feb-2022 20:27
N-Nitrosodiphenylamine	< 0.000025		0.000025	0.00020	mg/L	1	02-Feb-2022 20:27
Pentachlorophenol	< 0.000079		0.000079	0.00020	mg/L	1	02-Feb-2022 20:27
Phenanthrene	< 0.000021		0.000021	0.00010	mg/L	1	02-Feb-2022 20:27
Phenol	< 0.000035		0.000035	0.00020	mg/L	1	02-Feb-2022 20:27
Pyrene	< 0.000019		0.000019	0.00010	mg/L	1	02-Feb-2022 20:27
Surr: 2,4,6-Tribromophenol	*60.8*			*34-129*	*%REC*	*1*	*02-Feb-2022 20:27*
Surr: 2-Fluorobiphenyl	*95.8*			*40-125*	*%REC*	*1*	*02-Feb-2022 20:27*
Surr: 2-Fluorophenol	*65.8*			*20-120*	*%REC*	*1*	*02-Feb-2022 20:27*
Surr: 4-Terphenyl-d14	*93.8*			*40-135*	*%REC*	*1*	*02-Feb-2022 20:27*
Surr: Nitrobenzene-d5	*83.3*			*41-120*	*%REC*	*1*	*02-Feb-2022 20:27*
Surr: Phenol-d6	*61.3*			*20-120*	*%REC*	*1*	*02-Feb-2022 20:27*
ICP-MS METALS BY SW6020A		**Method:SW6020A**			Prep:SW3010A / 26-Jan-2022		Analyst: JHD
Arsenic	< 0.000400		0.000400	0.00200	mg/L	1	26-Jan-2022 22:11

Note: See Qualifiers Page for a list of qualifiers and their explanation.

Client:	Golder Associates Inc.	**ANALYTICAL REPORT**
Project:	Houston TX-Wood Preserving Works	WorkOrder:HS22010621
Sample ID:	WG-1620-MW63B-20220114	Lab ID:HS22010621-14
Collection Date:	14-Jan-2022 07:55	Matrix:Groundwater

ANALYSES	RESULT	QUAL	SDL	MQL	UNITS	DILUTION FACTOR	DATE ANALYZED
LOW LEVEL VOLATILES BY SW8260C		**Method:SW8260**					Analyst: AKP
1,2-Dichloroethane	< 0.0010		0.0010	0.0050	mg/L	5	26-Jan-2022 03:27
Benzene	**0.21**		**0.0010**	**0.0050**	**mg/L**	5	26-Jan-2022 03:27
Chlorobenzene	< 0.0015		0.0015	0.0050	mg/L	5	26-Jan-2022 03:27
Ethylbenzene	**0.0061**		**0.0015**	**0.0050**	**mg/L**	5	26-Jan-2022 03:27
Methylene chloride	< 0.0050		0.0050	0.010	mg/L	5	26-Jan-2022 03:27
Toluene	**0.0021**	J	**0.0010**	**0.0050**	**mg/L**	5	26-Jan-2022 03:27
Xylenes, Total	**0.018**		**0.0015**	**0.0050**	**mg/L**	5	26-Jan-2022 03:27
Surr: 1,2-Dichloroethane-d4	*80.1*			*70-126*	*%REC*	*5*	*26-Jan-2022 03:27*
Surr: 4-Bromofluorobenzene	*81.9*			*77-113*	*%REC*	*5*	*26-Jan-2022 03:27*
Surr: Dibromofluoromethane	*91.2*			*77-123*	*%REC*	*5*	*26-Jan-2022 03:27*
Surr: Toluene-d8	*96.6*			*82-127*	*%REC*	*5*	*26-Jan-2022 03:27*

Note: See Qualifiers Page for a list of qualifiers and their explanation.

Client:	Golder Associates Inc.	**ANALYTICAL REPORT**
Project:	Houston TX-Wood Preserving Works	WorkOrder:HS22010621
Sample ID:	WG-1620-MW63B-20220114	Lab ID:HS22010621-14
Collection Date:	14-Jan-2022 07:55	Matrix:Groundwater

ANALYSES	RESULT	QUAL	SDL	MQL	UNITS	DILUTION FACTOR	DATE ANALYZED
LOW-LEVEL SEMIVOLATILES BY 8270D		**Method:SW8270**			Prep:SW3510 / 19-Jan-2022		Analyst: GEY
1,2-Diphenylhydrazine	< 0.000021		0.000021	0.00020	mg/L	1	02-Feb-2022 20:46
2,4-Dimethylphenol	< 0.000040		0.000040	0.00020	mg/L	1	02-Feb-2022 20:46
2,4-Dinitrotoluene	< 0.000058		0.000058	0.00020	mg/L	1	02-Feb-2022 20:46
2,6-Dinitrotoluene	< 0.000042		0.000042	0.00020	mg/L	1	02-Feb-2022 20:46
2-Chloronaphthalene	< 0.000021		0.000021	0.00020	mg/L	1	02-Feb-2022 20:46
2-Methylnaphthalene	**0.0099**		**0.00019**	**0.0010**	**mg/L**	10	03-Feb-2022 19:48
4,6-Dinitro-2-methylphenol	< 0.000020		0.000020	0.00020	mg/L	1	02-Feb-2022 20:46
4-Nitrophenol	< 0.000047		0.000047	0.0010	mg/L	1	02-Feb-2022 20:46
Acenaphthene	**0.0054**		**0.000027**	**0.00010**	**mg/L**	1	02-Feb-2022 20:46
Acenaphthylene	**0.000058**	J	**0.000015**	**0.00010**	**mg/L**	1	02-Feb-2022 20:46
Anthracene	**0.00078**		**0.000014**	**0.00010**	**mg/L**	1	02-Feb-2022 20:46
Benz(a)anthracene	< 0.000050		0.000050	0.00010	mg/L	1	02-Feb-2022 20:46
Benzo(a)pyrene	< 0.000020		0.000020	0.00010	mg/L	1	02-Feb-2022 20:46
Bis(2-chloroethoxy)methane	< 0.000030		0.000030	0.00020	mg/L	1	02-Feb-2022 20:46
Bis(2-ethylhexyl)phthalate	< 0.000037		0.000037	0.00020	mg/L	1	02-Feb-2022 20:46
Chrysene	**0.000042**	J	**0.000021**	**0.00010**	**mg/L**	1	02-Feb-2022 20:46
Dibenzofuran	**0.0041**		**0.000020**	**0.00010**	**mg/L**	1	02-Feb-2022 20:46
Di-n-butyl phthalate	< 0.000020		0.000020	0.00020	mg/L	1	02-Feb-2022 20:46
Fluoranthene	**0.00047**		**0.000010**	**0.00010**	**mg/L**	1	02-Feb-2022 20:46
Fluorene	**0.0021**		**0.000030**	**0.00010**	**mg/L**	1	02-Feb-2022 20:46
Naphthalene	**0.49**		**0.0020**	**0.010**	**mg/L**	100	03-Feb-2022 20:07
Nitrobenzene	< 0.000024		0.000024	0.00020	mg/L	1	02-Feb-2022 20:46
N-Nitrosodiphenylamine	< 0.000025		0.000025	0.00020	mg/L	1	02-Feb-2022 20:46
Pentachlorophenol	< 0.000079		0.000079	0.00020	mg/L	1	02-Feb-2022 20:46
Phenanthrene	**0.0019**		**0.000021**	**0.00010**	**mg/L**	1	02-Feb-2022 20:46
Phenol	**0.00029**		**0.000035**	**0.00020**	**mg/L**	1	02-Feb-2022 20:46
Pyrene	**0.00027**		**0.000019**	**0.00010**	**mg/L**	1	02-Feb-2022 20:46
Surr: 2,4,6-Tribromophenol	*112*			*34-129*	*%REC*	*1*	*02-Feb-2022 20:46*
Surr: 2,4,6-Tribromophenol	*86.9*			*34-129*	*%REC*	*10*	*03-Feb-2022 19:48*
Surr: 2,4,6-Tribromophenol	*0*	*JS*		*34-129*	*%REC*	*100*	*03-Feb-2022 20:07*
Surr: 2-Fluorobiphenyl	*64.4*			*40-125*	*%REC*	*10*	*03-Feb-2022 19:48*
Surr: 2-Fluorobiphenyl	*0*	*JS*		*40-125*	*%REC*	*100*	*03-Feb-2022 20:07*
Surr: 2-Fluorobiphenyl	*75.5*			*40-125*	*%REC*	*1*	*02-Feb-2022 20:46*
Surr: 2-Fluorophenol	*79.4*			*20-120*	*%REC*	*1*	*02-Feb-2022 20:46*
Surr: 2-Fluorophenol	*38.5*	*J*		*20-120*	*%REC*	*10*	*03-Feb-2022 19:48*
Surr: 2-Fluorophenol	*0*	*JS*		*20-120*	*%REC*	*100*	*03-Feb-2022 20:07*
Surr: 4-Terphenyl-d14	*92.8*			*40-135*	*%REC*	*10*	*03-Feb-2022 19:48*
Surr: 4-Terphenyl-d14	*0*	*JS*		*40-135*	*%REC*	*100*	*03-Feb-2022 20:07*
Surr: 4-Terphenyl-d14	*116*			*40-135*	*%REC*	*1*	*02-Feb-2022 20:46*

Note: See Qualifiers Page for a list of qualifiers and their explanation.

Client:	Golder Associates Inc.	**ANALYTICAL REPORT**
Project:	Houston TX-Wood Preserving Works	WorkOrder:HS22010621
Sample ID:	WG-1620-MW63B-20220114	Lab ID:HS22010621-14
Collection Date:	14-Jan-2022 07:55	Matrix:Groundwater

ANALYSES	RESULT	QUAL	SDL	MQL	UNITS	DILUTION FACTOR	DATE ANALYZED
LOW-LEVEL SEMIVOLATILES BY 8270D		**Method:SW8270**			Prep:SW3510 / 19-Jan-2022		Analyst: GEY
Surr: Nitrobenzene-d5	*0*	*JS*		*41-120*	*%REC*	*100*	*03-Feb-2022 20:07*
Surr: Nitrobenzene-d5	*61.4*			*41-120*	*%REC*	*10*	*03-Feb-2022 19:48*
Surr: Nitrobenzene-d5	*103*			*41-120*	*%REC*	*1*	*02-Feb-2022 20:46*
Surr: Phenol-d6	*63.1*			*20-120*	*%REC*	*1*	*02-Feb-2022 20:46*
Surr: Phenol-d6	*42.3*			*20-120*	*%REC*	*10*	*03-Feb-2022 19:48*
Surr: Phenol-d6	*0*	*JS*		*20-120*	*%REC*	*100*	*03-Feb-2022 20:07*
ICP-MS METALS BY SW6020A		**Method:SW6020A**			Prep:SW3010A / 26-Jan-2022		Analyst: JHD
Arsenic	**0.000659**	J	**0.000400**	**0.00200**	**mg/L**	1	26-Jan-2022 22:13

Note: See Qualifiers Page for a list of qualifiers and their explanation.

Client:	Golder Associates Inc.	**ANALYTICAL REPORT**
Project:	Houston TX-Wood Preserving Works	WorkOrder:HS22010621
Sample ID:	WG-1620-MW93B-20220114	Lab ID:HS22010621-15
Collection Date:	14-Jan-2022 08:45	Matrix:Groundwater

ANALYSES	RESULT	QUAL	SDL	MQL	UNITS	DILUTION FACTOR	DATE ANALYZED
LOW LEVEL VOLATILES BY SW8260C		**Method:SW8260**					Analyst: AKP
1,2-Dichloroethane	< 0.00020		0.00020	0.0010	mg/L	1	26-Jan-2022 18:04
Benzene	< 0.00020		0.00020	0.0010	mg/L	1	26-Jan-2022 18:04
Chlorobenzene	< 0.00030		0.00030	0.0010	mg/L	1	26-Jan-2022 18:04
Ethylbenzene	< 0.00030		0.00030	0.0010	mg/L	1	26-Jan-2022 18:04
Methylene chloride	< 0.0010		0.0010	0.0020	mg/L	1	26-Jan-2022 18:04
Toluene	< 0.00020		0.00020	0.0010	mg/L	1	26-Jan-2022 18:04
Xylenes, Total	< 0.00030		0.00030	0.0010	mg/L	1	26-Jan-2022 18:04
Surr: 1,2-Dichloroethane-d4	*78.1*			*70-126*	*%REC*	*1*	*26-Jan-2022 18:04*
Surr: 4-Bromofluorobenzene	*78.5*			*77-113*	*%REC*	*1*	*26-Jan-2022 18:04*
Surr: Dibromofluoromethane	*91.5*			*77-123*	*%REC*	*1*	*26-Jan-2022 18:04*
Surr: Toluene-d8	*97.8*			*82-127*	*%REC*	*1*	*26-Jan-2022 18:04*

Note: See Qualifiers Page for a list of qualifiers and their explanation.

Client:	Golder Associates Inc.	**ANALYTICAL REPORT**
Project:	Houston TX-Wood Preserving Works	WorkOrder:HS22010621
Sample ID:	WG-1620-MW93B-20220114	Lab ID:HS22010621-15
Collection Date:	14-Jan-2022 08:45	Matrix:Groundwater

ANALYSES	RESULT	QUAL	SDL	MQL	UNITS	DILUTION FACTOR	DATE ANALYZED
LOW-LEVEL SEMIVOLATILES BY 8270D		**Method:SW8270**			Prep:SW3510 / 19-Jan-2022		Analyst: GEY
1,2-Diphenylhydrazine	< 0.000021		0.000021	0.00020	mg/L	1	02-Feb-2022 21:05
2,4-Dimethylphenol	< 0.000040		0.000040	0.00020	mg/L	1	02-Feb-2022 21:05
2,4-Dinitrotoluene	< 0.000058		0.000058	0.00020	mg/L	1	02-Feb-2022 21:05
2,6-Dinitrotoluene	< 0.000042		0.000042	0.00020	mg/L	1	02-Feb-2022 21:05
2-Chloronaphthalene	< 0.000021		0.000021	0.00020	mg/L	1	02-Feb-2022 21:05
2-Methylnaphthalene	< 0.000019		0.000019	0.00010	mg/L	1	02-Feb-2022 21:05
4,6-Dinitro-2-methylphenol	< 0.000020		0.000020	0.00020	mg/L	1	02-Feb-2022 21:05
4-Nitrophenol	< 0.000047		0.000047	0.0010	mg/L	1	02-Feb-2022 21:05
Acenaphthene	< 0.000027		0.000027	0.00010	mg/L	1	02-Feb-2022 21:05
Acenaphthylene	< 0.000015		0.000015	0.00010	mg/L	1	02-Feb-2022 21:05
Anthracene	< 0.000014		0.000014	0.00010	mg/L	1	02-Feb-2022 21:05
Benz(a)anthracene	< 0.000050		0.000050	0.00010	mg/L	1	02-Feb-2022 21:05
Benzo(a)pyrene	< 0.000020		0.000020	0.00010	mg/L	1	02-Feb-2022 21:05
Bis(2-chloroethoxy)methane	< 0.000030		0.000030	0.00020	mg/L	1	02-Feb-2022 21:05
Bis(2-ethylhexyl)phthalate	< 0.000037		0.000037	0.00020	mg/L	1	02-Feb-2022 21:05
Chrysene	< 0.000021		0.000021	0.00010	mg/L	1	02-Feb-2022 21:05
Dibenzofuran	< 0.000020		0.000020	0.00010	mg/L	1	02-Feb-2022 21:05
Di-n-butyl phthalate	< 0.000020		0.000020	0.00020	mg/L	1	02-Feb-2022 21:05
Fluoranthene	< 0.000010		0.000010	0.00010	mg/L	1	02-Feb-2022 21:05
Fluorene	< 0.000030		0.000030	0.00010	mg/L	1	02-Feb-2022 21:05
Naphthalene	**0.00014**		**0.000020**	**0.00010**	**mg/L**	1	02-Feb-2022 21:05
Nitrobenzene	< 0.000024		0.000024	0.00020	mg/L	1	02-Feb-2022 21:05
N-Nitrosodiphenylamine	< 0.000025		0.000025	0.00020	mg/L	1	02-Feb-2022 21:05
Pentachlorophenol	< 0.000079		0.000079	0.00020	mg/L	1	02-Feb-2022 21:05
Phenanthrene	< 0.000021		0.000021	0.00010	mg/L	1	02-Feb-2022 21:05
Phenol	< 0.000035		0.000035	0.00020	mg/L	1	02-Feb-2022 21:05
Pyrene	< 0.000019		0.000019	0.00010	mg/L	1	02-Feb-2022 21:05
Surr: 2,4,6-Tribromophenol	*57.3*			*34-129*	*%REC*	*1*	*02-Feb-2022 21:05*
Surr: 2-Fluorobiphenyl	*93.1*			*40-125*	*%REC*	*1*	*02-Feb-2022 21:05*
Surr: 2-Fluorophenol	*56.3*			*20-120*	*%REC*	*1*	*02-Feb-2022 21:05*
Surr: 4-Terphenyl-d14	*101*			*40-135*	*%REC*	*1*	*02-Feb-2022 21:05*
Surr: Nitrobenzene-d5	*76.3*			*41-120*	*%REC*	*1*	*02-Feb-2022 21:05*
Surr: Phenol-d6	*61.1*			*20-120*	*%REC*	*1*	*02-Feb-2022 21:05*
ICP-MS METALS BY SW6020A		**Method:SW6020A**			Prep:SW3010A / 26-Jan-2022		Analyst: JHD
Arsenic	**0.00952**		**0.000400**	**0.00200**	**mg/L**	1	26-Jan-2022 22:15

Note: See Qualifiers Page for a list of qualifiers and their explanation.

Client:	Golder Associates Inc.	**ANALYTICAL REPORT**
Project:	Houston TX-Wood Preserving Works	WorkOrder:HS22010621
Sample ID:	WG-1620-MW92B-20220114	Lab ID:HS22010621-16
Collection Date:	14-Jan-2022 09:35	Matrix:Groundwater

ANALYSES	RESULT	QUAL	SDL	MQL	UNITS	DILUTION FACTOR	DATE ANALYZED
LOW LEVEL VOLATILES BY SW8260C		**Method:SW8260**					Analyst: AKP
1,2-Dichloroethane	< 0.00020		0.00020	0.0010	mg/L	1	26-Jan-2022 18:25
Benzene	< 0.00020		0.00020	0.0010	mg/L	1	26-Jan-2022 18:25
Chlorobenzene	< 0.00030		0.00030	0.0010	mg/L	1	26-Jan-2022 18:25
Ethylbenzene	< 0.00030		0.00030	0.0010	mg/L	1	26-Jan-2022 18:25
Methylene chloride	< 0.0010		0.0010	0.0020	mg/L	1	26-Jan-2022 18:25
Toluene	< 0.00020		0.00020	0.0010	mg/L	1	26-Jan-2022 18:25
Xylenes, Total	< 0.00030		0.00030	0.0010	mg/L	1	26-Jan-2022 18:25
Surr: 1,2-Dichloroethane-d4	*77.7*			*70-126*	*%REC*	*1*	*26-Jan-2022 18:25*
Surr: 4-Bromofluorobenzene	*80.1*			*77-113*	*%REC*	*1*	*26-Jan-2022 18:25*
Surr: Dibromofluoromethane	*92.5*			*77-123*	*%REC*	*1*	*26-Jan-2022 18:25*
Surr: Toluene-d8	*96.2*			*82-127*	*%REC*	*1*	*26-Jan-2022 18:25*

Note: See Qualifiers Page for a list of qualifiers and their explanation.

Client:	Golder Associates Inc.	**ANALYTICAL REPORT**
Project:	Houston TX-Wood Preserving Works	WorkOrder:HS22010621
Sample ID:	WG-1620-MW92B-20220114	Lab ID:HS22010621-16
Collection Date:	14-Jan-2022 09:35	Matrix:Groundwater

ANALYSES	RESULT	QUAL	SDL	MQL	UNITS	DILUTION FACTOR	DATE ANALYZED
LOW-LEVEL SEMIVOLATILES BY 8270D		**Method:SW8270**			Prep:SW3510 / 19-Jan-2022		Analyst: GEY
1,2-Diphenylhydrazine	< 0.000021		0.000021	0.00020	mg/L	1	02-Feb-2022 21:24
2,4-Dimethylphenol	< 0.000040		0.000040	0.00020	mg/L	1	02-Feb-2022 21:24
2,4-Dinitrotoluene	< 0.000058		0.000058	0.00020	mg/L	1	02-Feb-2022 21:24
2,6-Dinitrotoluene	< 0.000042		0.000042	0.00020	mg/L	1	02-Feb-2022 21:24
2-Chloronaphthalene	< 0.000021		0.000021	0.00020	mg/L	1	02-Feb-2022 21:24
2-Methylnaphthalene	**0.00024**		**0.000019**	**0.00010**	**mg/L**	1	02-Feb-2022 21:24
4,6-Dinitro-2-methylphenol	< 0.000020		0.000020	0.00020	mg/L	1	02-Feb-2022 21:24
4-Nitrophenol	< 0.000047		0.000047	0.0010	mg/L	1	02-Feb-2022 21:24
Acenaphthene	**0.00016**		**0.000027**	**0.00010**	**mg/L**	1	02-Feb-2022 21:24
Acenaphthylene	< 0.000015		0.000015	0.00010	mg/L	1	02-Feb-2022 21:24
Anthracene	**0.00026**		**0.000014**	**0.00010**	**mg/L**	1	02-Feb-2022 21:24
Benz(a)anthracene	< 0.000050		0.000050	0.00010	mg/L	1	02-Feb-2022 21:24
Benzo(a)pyrene	< 0.000020		0.000020	0.00010	mg/L	1	02-Feb-2022 21:24
Bis(2-chloroethoxy)methane	< 0.000030		0.000030	0.00020	mg/L	1	02-Feb-2022 21:24
Bis(2-ethylhexyl)phthalate	< 0.000037		0.000037	0.00020	mg/L	1	02-Feb-2022 21:24
Chrysene	< 0.000021		0.000021	0.00010	mg/L	1	02-Feb-2022 21:24
Dibenzofuran	**0.00038**		**0.000020**	**0.00010**	**mg/L**	1	02-Feb-2022 21:24
Di-n-butyl phthalate	< 0.000020		0.000020	0.00020	mg/L	1	02-Feb-2022 21:24
Fluoranthene	**0.000087**	J	**0.000010**	**0.00010**	**mg/L**	1	02-Feb-2022 21:24
Fluorene	**0.00020**		**0.000030**	**0.00010**	**mg/L**	1	02-Feb-2022 21:24
Naphthalene	**0.0050**		**0.000020**	**0.00010**	**mg/L**	1	02-Feb-2022 21:24
Nitrobenzene	< 0.000024		0.000024	0.00020	mg/L	1	02-Feb-2022 21:24
N-Nitrosodiphenylamine	< 0.000025		0.000025	0.00020	mg/L	1	02-Feb-2022 21:24
Pentachlorophenol	< 0.000079		0.000079	0.00020	mg/L	1	02-Feb-2022 21:24
Phenanthrene	**0.00028**		**0.000021**	**0.00010**	**mg/L**	1	02-Feb-2022 21:24
Phenol	< 0.000035		0.000035	0.00020	mg/L	1	02-Feb-2022 21:24
Pyrene	**0.000061**	J	**0.000019**	**0.00010**	**mg/L**	1	02-Feb-2022 21:24
Surr: 2,4,6-Tribromophenol	*76.7*			*34-129*	*%REC*	*1*	*02-Feb-2022 21:24*
Surr: 2-Fluorobiphenyl	*93.6*			*40-125*	*%REC*	*1*	*02-Feb-2022 21:24*
Surr: 2-Fluorophenol	*58.4*			*20-120*	*%REC*	*1*	*02-Feb-2022 21:24*
Surr: 4-Terphenyl-d14	*109*			*40-135*	*%REC*	*1*	*02-Feb-2022 21:24*
Surr: Nitrobenzene-d5	*85.0*			*41-120*	*%REC*	*1*	*02-Feb-2022 21:24*
Surr: Phenol-d6	*57.5*			*20-120*	*%REC*	*1*	*02-Feb-2022 21:24*
ICP-MS METALS BY SW6020A		**Method:SW6020A**			Prep:SW3010A / 27-Jan-2022		Analyst: JHD
Arsenic	**0.00324**		**0.000400**	**0.00200**	**mg/L**	1	28-Jan-2022 15:42

Note: See Qualifiers Page for a list of qualifiers and their explanation.

Client:	Golder Associates Inc.	**ANALYTICAL REPORT**
Project:	Houston TX-Wood Preserving Works	WorkOrder:HS22010621
Sample ID:	WG-1620-MW90B-20220114	Lab ID:HS22010621-17
Collection Date:	14-Jan-2022 10:25	Matrix:Groundwater

ANALYSES	RESULT	QUAL	SDL	MQL	UNITS	DILUTION FACTOR	DATE ANALYZED
LOW LEVEL VOLATILES BY SW8260C		**Method:SW8260**					Analyst: AKP
1,2-Dichloroethane	< 0.00020		0.00020	0.0010	mg/L	1	21-Jan-2022 03:14
Benzene	< 0.00020		0.00020	0.0010	mg/L	1	21-Jan-2022 03:14
Chlorobenzene	< 0.00030		0.00030	0.0010	mg/L	1	21-Jan-2022 03:14
Ethylbenzene	< 0.00030		0.00030	0.0010	mg/L	1	21-Jan-2022 03:14
Methylene chloride	< 0.0010		0.0010	0.0020	mg/L	1	21-Jan-2022 03:14
Toluene	< 0.00020		0.00020	0.0010	mg/L	1	21-Jan-2022 03:14
Xylenes, Total	< 0.00030		0.00030	0.0010	mg/L	1	21-Jan-2022 03:14
Surr: 1,2-Dichloroethane-d4	*112*			*70-126*	*%REC*	*1*	*21-Jan-2022 03:14*
Surr: 4-Bromofluorobenzene	*96.6*			*81-113*	*%REC*	*1*	*21-Jan-2022 03:14*
Surr: Dibromofluoromethane	*99.6*			*77-123*	*%REC*	*1*	*21-Jan-2022 03:14*
Surr: Toluene-d8	*101*			*82-127*	*%REC*	*1*	*21-Jan-2022 03:14*

Note: See Qualifiers Page for a list of qualifiers and their explanation.

Client:	Golder Associates Inc.	**ANALYTICAL REPORT**
Project:	Houston TX-Wood Preserving Works	WorkOrder:HS22010621
Sample ID:	WG-1620-MW90B-20220114	Lab ID:HS22010621-17
Collection Date:	14-Jan-2022 10:25	Matrix:Groundwater

ANALYSES	RESULT	QUAL	SDL	MQL	UNITS	DILUTION FACTOR	DATE ANALYZED
LOW-LEVEL SEMIVOLATILES BY 8270D		**Method:SW8270**			Prep:SW3510 / 19-Jan-2022		Analyst: GEY
1,2-Diphenylhydrazine	< 0.000021		0.000021	0.00020	mg/L	1	02-Feb-2022 21:43
2,4-Dimethylphenol	< 0.000040		0.000040	0.00020	mg/L	1	02-Feb-2022 21:43
2,4-Dinitrotoluene	< 0.000058		0.000058	0.00020	mg/L	1	02-Feb-2022 21:43
2,6-Dinitrotoluene	< 0.000042		0.000042	0.00020	mg/L	1	02-Feb-2022 21:43
2-Chloronaphthalene	< 0.000021		0.000021	0.00020	mg/L	1	02-Feb-2022 21:43
2-Methylnaphthalene	< 0.000019		0.000019	0.00010	mg/L	1	02-Feb-2022 21:43
4,6-Dinitro-2-methylphenol	< 0.000020		0.000020	0.00020	mg/L	1	02-Feb-2022 21:43
4-Nitrophenol	< 0.000047		0.000047	0.0010	mg/L	1	02-Feb-2022 21:43
Acenaphthene	< 0.000027		0.000027	0.00010	mg/L	1	02-Feb-2022 21:43
Acenaphthylene	< 0.000015		0.000015	0.00010	mg/L	1	02-Feb-2022 21:43
Anthracene	< 0.000014		0.000014	0.00010	mg/L	1	02-Feb-2022 21:43
Benz(a)anthracene	< 0.000050		0.000050	0.00010	mg/L	1	02-Feb-2022 21:43
Benzo(a)pyrene	< 0.000020		0.000020	0.00010	mg/L	1	02-Feb-2022 21:43
Bis(2-chloroethoxy)methane	< 0.000030		0.000030	0.00020	mg/L	1	02-Feb-2022 21:43
Bis(2-ethylhexyl)phthalate	< 0.000037		0.000037	0.00020	mg/L	1	02-Feb-2022 21:43
Chrysene	< 0.000021		0.000021	0.00010	mg/L	1	02-Feb-2022 21:43
Dibenzofuran	< 0.000020		0.000020	0.00010	mg/L	1	02-Feb-2022 21:43
Di-n-butyl phthalate	< 0.000020		0.000020	0.00020	mg/L	1	02-Feb-2022 21:43
Fluoranthene	< 0.000010		0.000010	0.00010	mg/L	1	02-Feb-2022 21:43
Fluorene	< 0.000030		0.000030	0.00010	mg/L	1	02-Feb-2022 21:43
Naphthalene	**0.00011**		**0.000020**	**0.00010**	**mg/L**	1	02-Feb-2022 21:43
Nitrobenzene	< 0.000024		0.000024	0.00020	mg/L	1	02-Feb-2022 21:43
N-Nitrosodiphenylamine	< 0.000025		0.000025	0.00020	mg/L	1	02-Feb-2022 21:43
Pentachlorophenol	< 0.000079		0.000079	0.00020	mg/L	1	02-Feb-2022 21:43
Phenanthrene	< 0.000021		0.000021	0.00010	mg/L	1	02-Feb-2022 21:43
Phenol	< 0.000035		0.000035	0.00020	mg/L	1	02-Feb-2022 21:43
Pyrene	< 0.000019		0.000019	0.00010	mg/L	1	02-Feb-2022 21:43
Surr: 2,4,6-Tribromophenol	*68.7*			*34-129*	*%REC*	*1*	*02-Feb-2022 21:43*
Surr: 2-Fluorobiphenyl	*78.1*			*40-125*	*%REC*	*1*	*02-Feb-2022 21:43*
Surr: 2-Fluorophenol	*53.9*			*20-120*	*%REC*	*1*	*02-Feb-2022 21:43*
Surr: 4-Terphenyl-d14	*119*			*40-135*	*%REC*	*1*	*02-Feb-2022 21:43*
Surr: Nitrobenzene-d5	*74.6*			*41-120*	*%REC*	*1*	*02-Feb-2022 21:43*
Surr: Phenol-d6	*53.5*			*20-120*	*%REC*	*1*	*02-Feb-2022 21:43*
ICP-MS METALS BY SW6020A		**Method:SW6020A**			Prep:SW3010A / 27-Jan-2022		Analyst: JHD
Arsenic	**0.0106**		**0.000400**	**0.00200**	**mg/L**	1	28-Jan-2022 15:44

Note: See Qualifiers Page for a list of qualifiers and their explanation.

Client:	Golder Associates Inc.	**ANALYTICAL REPORT**
Project:	Houston TX-Wood Preserving Works	WorkOrder:HS22010621
Sample ID:	WG-1620-MW89B-20220114	Lab ID:HS22010621-18
Collection Date:	14-Jan-2022 11:15	Matrix:Groundwater

ANALYSES	RESULT	QUAL	SDL	MQL	UNITS	DILUTION FACTOR	DATE ANALYZED
LOW LEVEL VOLATILES BY SW8260C		**Method:SW8260**					Analyst: AKP
1,2-Dichloroethane	< 0.00020		0.00020	0.0010	mg/L	1	21-Jan-2022 03:36
Benzene	< 0.00020		0.00020	0.0010	mg/L	1	21-Jan-2022 03:36
Chlorobenzene	< 0.00030		0.00030	0.0010	mg/L	1	21-Jan-2022 03:36
Ethylbenzene	< 0.00030		0.00030	0.0010	mg/L	1	21-Jan-2022 03:36
Methylene chloride	< 0.0010		0.0010	0.0020	mg/L	1	21-Jan-2022 03:36
Toluene	< 0.00020		0.00020	0.0010	mg/L	1	21-Jan-2022 03:36
Xylenes, Total	< 0.00030		0.00030	0.0010	mg/L	1	21-Jan-2022 03:36
Surr: 1,2-Dichloroethane-d4	*113*			*70-126*	*%REC*	*1*	*21-Jan-2022 03:36*
Surr: 4-Bromofluorobenzene	*97.0*			*81-113*	*%REC*	*1*	*21-Jan-2022 03:36*
Surr: Dibromofluoromethane	*101*			*77-123*	*%REC*	*1*	*21-Jan-2022 03:36*
Surr: Toluene-d8	*102*			*82-127*	*%REC*	*1*	*21-Jan-2022 03:36*

Note: See Qualifiers Page for a list of qualifiers and their explanation.

Client:	Golder Associates Inc.	**ANALYTICAL REPORT**
Project:	Houston TX-Wood Preserving Works	WorkOrder:HS22010621
Sample ID:	WG-1620-MW89B-20220114	Lab ID:HS22010621-18
Collection Date:	14-Jan-2022 11:15	Matrix:Groundwater

ANALYSES	RESULT	QUAL	SDL	MQL	UNITS	DILUTION FACTOR	DATE ANALYZED
LOW-LEVEL SEMIVOLATILES BY 8270D		**Method:SW8270**			Prep:SW3510 / 19-Jan-2022		Analyst: GEY
1,2-Diphenylhydrazine	< 0.000021		0.000021	0.00020	mg/L	1	03-Feb-2022 14:12
2,4-Dimethylphenol	< 0.000040		0.000040	0.00020	mg/L	1	03-Feb-2022 14:12
2,4-Dinitrotoluene	< 0.000058		0.000058	0.00020	mg/L	1	03-Feb-2022 14:12
2,6-Dinitrotoluene	< 0.000042		0.000042	0.00020	mg/L	1	03-Feb-2022 14:12
2-Chloronaphthalene	< 0.000021		0.000021	0.00020	mg/L	1	03-Feb-2022 14:12
2-Methylnaphthalene	**0.00052**		**0.000019**	**0.00010**	**mg/L**	1	03-Feb-2022 14:12
4,6-Dinitro-2-methylphenol	< 0.000020		0.000020	0.00020	mg/L	1	03-Feb-2022 14:12
4-Nitrophenol	< 0.000047		0.000047	0.0010	mg/L	1	03-Feb-2022 14:12
Acenaphthene	**0.00013**		**0.000027**	**0.00010**	**mg/L**	1	03-Feb-2022 14:12
Acenaphthylene	< 0.000015		0.000015	0.00010	mg/L	1	03-Feb-2022 14:12
Anthracene	**0.000032**	J	**0.000014**	**0.00010**	**mg/L**	1	03-Feb-2022 14:12
Benz(a)anthracene	< 0.000050		0.000050	0.00010	mg/L	1	03-Feb-2022 14:12
Benzo(a)pyrene	< 0.000020		0.000020	0.00010	mg/L	1	03-Feb-2022 14:12
Bis(2-chloroethoxy)methane	< 0.000030		0.000030	0.00020	mg/L	1	03-Feb-2022 14:12
Bis(2-ethylhexyl)phthalate	< 0.000037		0.000037	0.00020	mg/L	1	03-Feb-2022 14:12
Chrysene	< 0.000021		0.000021	0.00010	mg/L	1	03-Feb-2022 14:12
Dibenzofuran	**0.00016**		**0.000020**	**0.00010**	**mg/L**	1	03-Feb-2022 14:12
Di-n-butyl phthalate	< 0.000020		0.000020	0.00020	mg/L	1	03-Feb-2022 14:12
Fluoranthene	< 0.000010		0.000010	0.00010	mg/L	1	03-Feb-2022 14:12
Fluorene	**0.000077**	J	**0.000030**	**0.00010**	**mg/L**	1	03-Feb-2022 14:12
Naphthalene	**0.0034**		**0.000020**	**0.00010**	**mg/L**	1	03-Feb-2022 14:12
Nitrobenzene	< 0.000024		0.000024	0.00020	mg/L	1	03-Feb-2022 14:12
N-Nitrosodiphenylamine	< 0.000025		0.000025	0.00020	mg/L	1	03-Feb-2022 14:12
Pentachlorophenol	< 0.000079		0.000079	0.00020	mg/L	1	03-Feb-2022 14:12
Phenanthrene	**0.00015**		**0.000021**	**0.00010**	**mg/L**	1	03-Feb-2022 14:12
Phenol	< 0.000035		0.000035	0.00020	mg/L	1	03-Feb-2022 14:12
Pyrene	< 0.000019		0.000019	0.00010	mg/L	1	03-Feb-2022 14:12
Surr: 2,4,6-Tribromophenol	*82.7*			*34-129*	*%REC*	*1*	*03-Feb-2022 14:12*
Surr: 2-Fluorobiphenyl	*78.6*			*40-125*	*%REC*	*1*	*03-Feb-2022 14:12*
Surr: 2-Fluorophenol	*81.5*			*20-120*	*%REC*	*1*	*03-Feb-2022 14:12*
Surr: 4-Terphenyl-d14	*113*			*40-135*	*%REC*	*1*	*03-Feb-2022 14:12*
Surr: Nitrobenzene-d5	*71.0*			*41-120*	*%REC*	*1*	*03-Feb-2022 14:12*
Surr: Phenol-d6	*68.1*			*20-120*	*%REC*	*1*	*03-Feb-2022 14:12*
ICP-MS METALS BY SW6020A		**Method:SW6020A**			Prep:SW3010A / 27-Jan-2022		Analyst: JHD
Arsenic	**0.000936**	J	**0.000400**	**0.00200**	**mg/L**	1	28-Jan-2022 15:46

Note: See Qualifiers Page for a list of qualifiers and their explanation.

Client:	Golder Associates Inc.	**ANALYTICAL REPORT**
Project:	Houston TX-Wood Preserving Works	WorkOrder:HS22010621
Sample ID:	WG-1620-MW88B-20220114	Lab ID:HS22010621-19
Collection Date:	14-Jan-2022 12:15	Matrix:Groundwater

ANALYSES	RESULT	QUAL	SDL	MQL	UNITS	DILUTION FACTOR	DATE ANALYZED
LOW LEVEL VOLATILES BY SW8260C		**Method:SW8260**					Analyst: AKP
1,2-Dichloroethane	< 0.00020		0.00020	0.0010	mg/L	1	21-Jan-2022 01:45
Benzene	< 0.00020		0.00020	0.0010	mg/L	1	21-Jan-2022 01:45
Chlorobenzene	< 0.00030		0.00030	0.0010	mg/L	1	21-Jan-2022 01:45
Ethylbenzene	< 0.00030		0.00030	0.0010	mg/L	1	21-Jan-2022 01:45
Methylene chloride	< 0.0010		0.0010	0.0020	mg/L	1	21-Jan-2022 01:45
Toluene	< 0.00020		0.00020	0.0010	mg/L	1	21-Jan-2022 01:45
Xylenes, Total	< 0.00030		0.00030	0.0010	mg/L	1	21-Jan-2022 01:45
Surr: 1,2-Dichloroethane-d4	*113*			*70-126*	*%REC*	*1*	*21-Jan-2022 01:45*
Surr: 4-Bromofluorobenzene	*95.0*			*81-113*	*%REC*	*1*	*21-Jan-2022 01:45*
Surr: Dibromofluoromethane	*99.2*			*77-123*	*%REC*	*1*	*21-Jan-2022 01:45*
Surr: Toluene-d8	*102*			*82-127*	*%REC*	*1*	*21-Jan-2022 01:45*

Note: See Qualifiers Page for a list of qualifiers and their explanation.

Client:	Golder Associates Inc.	**ANALYTICAL REPORT**	
Project:	Houston TX-Wood Preserving Works	WorkOrder:HS22010621	
Sample ID:	WG-1620-MW88B-20220114	Lab ID:HS22010621-19	
Collection Date:	14-Jan-2022 12:15	Matrix:Groundwater	

ANALYSES	RESULT	QUAL	SDL	MQL	UNITS	DILUTION FACTOR	DATE ANALYZED
LOW-LEVEL SEMIVOLATILES BY 8270D		**Method:SW8270**			Prep:SW3510 / 19-Jan-2022		Analyst: GEY
1,2-Diphenylhydrazine	< 0.000021		0.000021	0.00020	mg/L	1	24-Jan-2022 19:52
2,4-Dimethylphenol	< 0.000040		0.000040	0.00020	mg/L	1	24-Jan-2022 19:52
2,4-Dinitrotoluene	< 0.000058		0.000058	0.00020	mg/L	1	24-Jan-2022 19:52
2,6-Dinitrotoluene	< 0.000042		0.000042	0.00020	mg/L	1	24-Jan-2022 19:52
2-Chloronaphthalene	< 0.000021		0.000021	0.00020	mg/L	1	24-Jan-2022 19:52
2-Methylnaphthalene	**0.00015**		**0.000019**	**0.00010**	**mg/L**	1	24-Jan-2022 19:52
4,6-Dinitro-2-methylphenol	< 0.000020		0.000020	0.00020	mg/L	1	24-Jan-2022 19:52
4-Nitrophenol	< 0.000047		0.000047	0.0010	mg/L	1	24-Jan-2022 19:52
Acenaphthene	**0.00012**		**0.000027**	**0.00010**	**mg/L**	1	24-Jan-2022 19:52
Acenaphthylene	< 0.000015		0.000015	0.00010	mg/L	1	24-Jan-2022 19:52
Anthracene	**0.000060**	J	**0.000014**	**0.00010**	**mg/L**	1	24-Jan-2022 19:52
Benz(a)anthracene	< 0.000050		0.000050	0.00010	mg/L	1	24-Jan-2022 19:52
Benzo(a)pyrene	< 0.000020		0.000020	0.00010	mg/L	1	24-Jan-2022 19:52
Bis(2-chloroethoxy)methane	< 0.000030		0.000030	0.00020	mg/L	1	24-Jan-2022 19:52
Bis(2-ethylhexyl)phthalate	< 0.000037		0.000037	0.00020	mg/L	1	24-Jan-2022 19:52
Chrysene	< 0.000021		0.000021	0.00010	mg/L	1	24-Jan-2022 19:52
Dibenzofuran	**0.00012**		**0.000020**	**0.00010**	**mg/L**	1	24-Jan-2022 19:52
Di-n-butyl phthalate	**0.000025**	J	**0.000020**	**0.00020**	**mg/L**	1	24-Jan-2022 19:52
Fluoranthene	**0.000050**	J	**0.000010**	**0.00010**	**mg/L**	1	24-Jan-2022 19:52
Fluorene	**0.000098**	J	**0.000030**	**0.00010**	**mg/L**	1	24-Jan-2022 19:52
Naphthalene	**0.00049**		**0.000020**	**0.00010**	**mg/L**	1	24-Jan-2022 19:52
Nitrobenzene	< 0.000024		0.000024	0.00020	mg/L	1	24-Jan-2022 19:52
N-Nitrosodiphenylamine	< 0.000025		0.000025	0.00020	mg/L	1	24-Jan-2022 19:52
Pentachlorophenol	< 0.000079		0.000079	0.00020	mg/L	1	24-Jan-2022 19:52
Phenanthrene	**0.00017**		**0.000021**	**0.00010**	**mg/L**	1	24-Jan-2022 19:52
Phenol	< 0.000035		0.000035	0.00020	mg/L	1	24-Jan-2022 19:52
Pyrene	**0.000038**	J	**0.000019**	**0.00010**	**mg/L**	1	24-Jan-2022 19:52
Surr: 2,4,6-Tribromophenol	*83.1*			*34-129*	*%REC*	*1*	*24-Jan-2022 19:52*
Surr: 2-Fluorobiphenyl	*79.7*			*40-125*	*%REC*	*1*	*24-Jan-2022 19:52*
Surr: 2-Fluorophenol	*80.2*			*20-120*	*%REC*	*1*	*24-Jan-2022 19:52*
Surr: 4-Terphenyl-d14	*115*			*40-135*	*%REC*	*1*	*24-Jan-2022 19:52*
Surr: Nitrobenzene-d5	*74.2*			*41-120*	*%REC*	*1*	*24-Jan-2022 19:52*
Surr: Phenol-d6	*72.3*			*20-120*	*%REC*	*1*	*24-Jan-2022 19:52*
ICP-MS METALS BY SW6020A		**Method:SW6020A**			Prep:SW3010A / 27-Jan-2022		Analyst: JHD
Arsenic	**0.00512**		**0.000400**	**0.00200**	**mg/L**	1	28-Jan-2022 15:48

Note: See Qualifiers Page for a list of qualifiers and their explanation.

Weight / Prep Log

Client: Golder Associates Inc.
Project: Houston TX-Wood Preserving Works
WorkOrder: HS22010621

Batch ID: 174543 **Start Date:** 19 Jan 2022 07:00 **End Date:** 19 Jan 2022 12:00
Method: SV AQ SEP FUN EXTRACT-LOWLEV - 3510C **Prep Code:** 3510_B_LOW

Sample ID	Container	Sample Wt/Vol	Final Volume	Prep Factor	
HS22010621-02	1	1000 (mL)	1 (mL)	0.001	1-liter amber glass, Neat
HS22010621-03	1	1000 (mL)	1 (mL)	0.001	1-liter amber glass, Neat
HS22010621-04	1	1000 (mL)	1 (mL)	0.001	1-liter amber glass, Neat
HS22010621-05	1	1000 (mL)	1 (mL)	0.001	1-liter amber glass, Neat
HS22010621-06	1	1000 (mL)	1 (mL)	0.001	1-liter amber glass, Neat
HS22010621-07	1	1000 (mL)	1 (mL)	0.001	1-liter amber glass, Neat
HS22010621-08	1	1000 (mL)	1 (mL)	0.001	1-liter amber glass, Neat
HS22010621-09	1	1000 (mL)	1 (mL)	0.001	1-liter amber glass, Neat
HS22010621-10	1	1000 (mL)	1 (mL)	0.001	1-liter amber glass, Neat
HS22010621-11	1	1000 (mL)	1 (mL)	0.001	1-liter amber glass, Neat
HS22010621-12	1	1000 (mL)	1 (mL)	0.001	1-liter amber glass, Neat
HS22010621-13	1	1000 (mL)	1 (mL)	0.001	1-liter amber glass, Neat
HS22010621-14	1	1000 (mL)	1 (mL)	0.001	1-liter amber glass, Neat
HS22010621-15	1	1000 (mL)	1 (mL)	0.001	1-liter amber glass, Neat
HS22010621-16	1	1000 (mL)	1 (mL)	0.001	1-liter amber glass, Neat
HS22010621-17	1	1000 (mL)	1 (mL)	0.001	1-liter amber glass, Neat
HS22010621-18	1	1000 (mL)	1 (mL)	0.001	1-liter amber glass, Neat
HS22010621-19	1	1000 (mL)	1 (mL)	0.001	1-liter amber glass, Neat

Batch ID: 174772 **Start Date:** 26 Jan 2022 11:30 **End Date:** 26 Jan 2022 15:30
Method: WATER - SW3010A **Prep Code:** 3010A

Sample ID	Container	Sample Wt/Vol	Final Volume	Prep Factor	
HS22010621-02		10 (mL)	10 (mL)	1	120 plastic HNO3
HS22010621-03		10 (mL)	10 (mL)	1	120 plastic HNO3
HS22010621-04		10 (mL)	10 (mL)	1	120 plastic HNO3
HS22010621-05		10 (mL)	10 (mL)	1	120 plastic HNO3
HS22010621-06		10 (mL)	10 (mL)	1	120 plastic HNO3
HS22010621-07		10 (mL)	10 (mL)	1	120 plastic HNO3
HS22010621-08		10 (mL)	10 (mL)	1	120 plastic HNO3
HS22010621-09		10 (mL)	10 (mL)	1	120 plastic HNO3
HS22010621-10		10 (mL)	10 (mL)	1	120 plastic HNO3
HS22010621-11		10 (mL)	10 (mL)	1	120 plastic HNO3
HS22010621-12		10 (mL)	10 (mL)	1	120 plastic HNO3
HS22010621-13		10 (mL)	10 (mL)	1	120 plastic HNO3
HS22010621-14		10 (mL)	10 (mL)	1	120 plastic HNO3
HS22010621-15		10 (mL)	10 (mL)	1	120 plastic HNO3

Weight / Prep Log

Client: Golder Associates Inc.
Project: Houston TX-Wood Preserving Works
WorkOrder: HS22010621

Batch ID: 174791 **Start Date:** 27 Jan 2022 07:30 **End Date:** 27 Jan 2022 11:30
Method: WATER - SW3010A **Prep Code:** 3010A

Sample ID	Container	Sample Wt/Vol	Final Volume	Prep Factor	
HS22010621-16		10 (mL)	10 (mL)	1	120 plastic HNO3
HS22010621-17		10 (mL)	10 (mL)	1	120 plastic HNO3
HS22010621-18		10 (mL)	10 (mL)	1	120 plastic HNO3
HS22010621-19		10 (mL)	10 (mL)	1	120 plastic HNO3

Client: Golder Associates Inc.
Project: Houston TX-Wood Preserving Works
WorkOrder: HS22010621

DATES REPORT

Sample ID	Client Samp ID	Collection Date	Leachate Date	Prep Date	Analysis Date	DF
Batch ID: 174543 (0)	**Test Name :** LOW-LEVEL SEMIVOLATILES BY 8270D				**Matrix:** Groundwater	
HS22010621-03	WG-1620-MW17C-20220113	13 Jan 2022 07:45		19 Jan 2022 09:03	03 Feb 2022 15:27	1000
HS22010621-03	WG-1620-MW17C-20220113	13 Jan 2022 07:45		19 Jan 2022 09:03	03 Feb 2022 14:50	10
HS22010621-03	WG-1620-MW17C-20220113	13 Jan 2022 07:45		19 Jan 2022 09:03	02 Feb 2022 17:18	1
HS22010621-04	WG-1620-MW23C-20220113	13 Jan 2022 08:35		19 Jan 2022 09:03	03 Feb 2022 16:04	1000
HS22010621-04	WG-1620-MW23C-20220113	13 Jan 2022 08:35		19 Jan 2022 09:03	03 Feb 2022 15:46	100
HS22010621-04	WG-1620-MW23C-20220113	13 Jan 2022 08:35		19 Jan 2022 09:03	02 Feb 2022 17:37	10
HS22010621-05	WG-1620-MW19C-20220113	13 Jan 2022 09:25		19 Jan 2022 09:03	03 Feb 2022 16:23	1
HS22010621-06	WG-1620-MW72B-20220113	13 Jan 2022 10:15		19 Jan 2022 09:03	04 Feb 2022 16:31	10000
HS22010621-06	WG-1620-MW72B-20220113	13 Jan 2022 10:15		19 Jan 2022 09:03	03 Feb 2022 17:00	1000
HS22010621-06	WG-1620-MW72B-20220113	13 Jan 2022 10:15		19 Jan 2022 09:03	03 Feb 2022 16:42	100
HS22010621-06	WG-1620-MW72B-20220113	13 Jan 2022 10:15		19 Jan 2022 09:03	02 Feb 2022 18:15	10
HS22010621-07	WG-1620-MW57B-20220113	13 Jan 2022 11:05		19 Jan 2022 09:03	03 Feb 2022 17:38	1000
HS22010621-07	WG-1620-MW57B-20220113	13 Jan 2022 11:05		19 Jan 2022 09:03	03 Feb 2022 17:19	100
HS22010621-07	WG-1620-MW57B-20220113	13 Jan 2022 11:05		19 Jan 2022 09:03	02 Feb 2022 18:34	10
HS22010621-08	WG-1620-MW18C-20220113	13 Jan 2022 12:35		19 Jan 2022 09:03	03 Feb 2022 18:15	1000
HS22010621-08	WG-1620-MW18C-20220113	13 Jan 2022 12:35		19 Jan 2022 09:03	03 Feb 2022 17:56	100
HS22010621-08	WG-1620-MW18C-20220113	13 Jan 2022 12:35		19 Jan 2022 09:03	02 Feb 2022 18:52	10
HS22010621-09	WG-1620-MW70C-20220113	13 Jan 2022 13:35		19 Jan 2022 09:03	02 Feb 2022 19:11	1
HS22010621-10	WG-1620-MW70B-20220113	13 Jan 2022 14:20		19 Jan 2022 09:03	03 Feb 2022 19:11	10000
HS22010621-10	WG-1620-MW70B-20220113	13 Jan 2022 14:20		19 Jan 2022 09:03	03 Feb 2022 18:52	1000
HS22010621-10	WG-1620-MW70B-20220113	13 Jan 2022 14:20		19 Jan 2022 09:03	03 Feb 2022 18:33	100
HS22010621-11	WG-1620-MW68C-20220113	13 Jan 2022 15:15		19 Jan 2022 09:03	02 Feb 2022 19:49	1
HS22010621-12	WG-1620-MW68B-20220113	13 Jan 2022 16:00		19 Jan 2022 09:03	04 Feb 2022 16:49	1000
HS22010621-12	WG-1620-MW68B-20220113	13 Jan 2022 16:00		19 Jan 2022 09:03	03 Feb 2022 19:29	100
HS22010621-12	WG-1620-MW68B-20220113	13 Jan 2022 16:00		19 Jan 2022 09:03	02 Feb 2022 20:08	10
HS22010621-14	WG-1620-MW63B-20220114	14 Jan 2022 07:55		19 Jan 2022 09:03	03 Feb 2022 20:07	100
HS22010621-14	WG-1620-MW63B-20220114	14 Jan 2022 07:55		19 Jan 2022 09:03	03 Feb 2022 19:48	10
HS22010621-14	WG-1620-MW63B-20220114	14 Jan 2022 07:55		19 Jan 2022 09:03	02 Feb 2022 20:46	1
HS22010621-15	WG-1620-MW93B-20220114	14 Jan 2022 08:45		19 Jan 2022 09:03	02 Feb 2022 21:05	1
HS22010621-16	WG-1620-MW92B-20220114	14 Jan 2022 09:35		19 Jan 2022 09:03	02 Feb 2022 21:24	1
HS22010621-17	WG-1620-MW90B-20220114	14 Jan 2022 10:25		19 Jan 2022 09:03	02 Feb 2022 21:43	1
HS22010621-18	WG-1620-MW89B-20220114	14 Jan 2022 11:15		19 Jan 2022 09:03	03 Feb 2022 14:12	1
HS22010621-19	WG-1620-MW88B-20220114	14 Jan 2022 12:15		19 Jan 2022 09:03	24 Jan 2022 19:52	1
Batch ID: 174543 (0)	**Test Name :** LOW-LEVEL SEMIVOLATILES BY 8270D				**Matrix:** Water	
HS22010621-02	WG-1620-FB06-20220112	12 Jan 2022 17:15		19 Jan 2022 09:03	03 Feb 2022 14:31	1
HS22010621-13	WG-1620-MWFB07-20220113	13 Jan 2022 16:20		19 Jan 2022 09:03	02 Feb 2022 20:27	1

Client: Golder Associates Inc.
Project: Houston TX-Wood Preserving Works
WorkOrder: HS22010621

DATES REPORT

Sample ID	Client Samp ID	Collection Date	Leachate Date	Prep Date	Analysis Date	DF
Batch ID: 174772 (0)	**Test Name :** ICP-MS METALS BY SW6020A				**Matrix:** Groundwater	
HS22010621-03	WG-1620-MW17C-20220113	13 Jan 2022 07:45		26 Jan 2022 15:30	26 Jan 2022 21:31	1
HS22010621-04	WG-1620-MW23C-20220113	13 Jan 2022 08:35		26 Jan 2022 15:30	26 Jan 2022 23:11	1
HS22010621-05	WG-1620-MW19C-20220113	13 Jan 2022 09:25		26 Jan 2022 15:30	26 Jan 2022 21:35	1
HS22010621-06	WG-1620-MW72B-20220113	13 Jan 2022 10:15		26 Jan 2022 15:30	26 Jan 2022 23:13	1
HS22010621-07	WG-1620-MW57B-20220113	13 Jan 2022 11:05		26 Jan 2022 15:30	26 Jan 2022 23:15	1
HS22010621-08	WG-1620-MW18C-20220113	13 Jan 2022 12:35		26 Jan 2022 15:30	26 Jan 2022 23:17	1
HS22010621-09	WG-1620-MW70C-20220113	13 Jan 2022 13:35		26 Jan 2022 15:30	26 Jan 2022 21:43	1
HS22010621-10	WG-1620-MW70B-20220113	13 Jan 2022 14:20		26 Jan 2022 15:30	26 Jan 2022 23:19	1
HS22010621-11	WG-1620-MW68C-20220113	13 Jan 2022 15:15		26 Jan 2022 15:30	26 Jan 2022 21:47	1
HS22010621-12	WG-1620-MW68B-20220113	13 Jan 2022 16:00		26 Jan 2022 15:30	26 Jan 2022 22:09	1
HS22010621-14	WG-1620-MW63B-20220114	14 Jan 2022 07:55		26 Jan 2022 15:30	26 Jan 2022 22:13	1
HS22010621-15	WG-1620-MW93B-20220114	14 Jan 2022 08:45		26 Jan 2022 15:30	26 Jan 2022 22:15	1
Batch ID: 174772 (0)	**Test Name :** ICP-MS METALS BY SW6020A				**Matrix:** Water	
HS22010621-02	WG-1620-FB06-20220112	12 Jan 2022 17:15		26 Jan 2022 15:30	26 Jan 2022 21:29	1
HS22010621-13	WG-1620-MWFB07-20220113	13 Jan 2022 16:20		26 Jan 2022 15:30	26 Jan 2022 22:11	1
Batch ID: 174791 (0)	**Test Name :** ICP-MS METALS BY SW6020A				**Matrix:** Groundwater	
HS22010621-16	WG-1620-MW92B-20220114	14 Jan 2022 09:35		27 Jan 2022 11:30	28 Jan 2022 15:42	1
HS22010621-17	WG-1620-MW90B-20220114	14 Jan 2022 10:25		27 Jan 2022 11:30	28 Jan 2022 15:44	1
HS22010621-18	WG-1620-MW89B-20220114	14 Jan 2022 11:15		27 Jan 2022 11:30	28 Jan 2022 15:46	1
HS22010621-19	WG-1620-MW88B-20220114	14 Jan 2022 12:15		27 Jan 2022 11:30	28 Jan 2022 15:48	1
Batch ID: R400837 (0)	**Test Name :** LOW LEVEL VOLATILES BY SW8260C				**Matrix:** Groundwater	
HS22010621-03	WG-1620-MW17C-20220113	13 Jan 2022 07:45			21 Jan 2022 04:01	5
HS22010621-04	WG-1620-MW23C-20220113	13 Jan 2022 08:35			21 Jan 2022 04:25	5
HS22010621-05	WG-1620-MW19C-20220113	13 Jan 2022 09:25			21 Jan 2022 04:50	5
HS22010621-06	WG-1620-MW72B-20220113	13 Jan 2022 10:15			21 Jan 2022 06:54	50
HS22010621-06	WG-1620-MW72B-20220113	13 Jan 2022 10:15			21 Jan 2022 06:29	5
HS22010621-07	WG-1620-MW57B-20220113	13 Jan 2022 11:05			21 Jan 2022 07:19	5
HS22010621-09	WG-1620-MW70C-20220113	13 Jan 2022 13:35			21 Jan 2022 05:15	1
HS22010621-11	WG-1620-MW68C-20220113	13 Jan 2022 15:15			21 Jan 2022 05:40	1
HS22010621-12	WG-1620-MW68B-20220113	13 Jan 2022 16:00			21 Jan 2022 06:04	5
HS22010621-17	WG-1620-MW90B-20220114	14 Jan 2022 10:25			21 Jan 2022 03:14	1
HS22010621-18	WG-1620-MW89B-20220114	14 Jan 2022 11:15			21 Jan 2022 03:36	1
HS22010621-19	WG-1620-MW88B-20220114	14 Jan 2022 12:15			21 Jan 2022 01:45	1
Batch ID: R400837 (0)	**Test Name :** LOW LEVEL VOLATILES BY SW8260C				**Matrix:** Water	
HS22010621-01	WQ-1620-TB06-20220113	13 Jan 2022 00:00			20 Jan 2022 23:09	1
HS22010621-02	WG-1620-FB06-20220112	12 Jan 2022 17:15			20 Jan 2022 23:32	1
HS22010621-13	WG-1620-MWFB07-20220113	13 Jan 2022 16:20			20 Jan 2022 23:54	1

Client: Golder Associates Inc.
Project: Houston TX-Wood Preserving Works
WorkOrder: HS22010621

DATES REPORT

Sample ID	Client Samp ID	Collection Date	Leachate Date	Prep Date	Analysis Date	DF
Batch ID: R400995 (0)	**Test Name :** LOW LEVEL VOLATILES BY SW8260C				**Matrix:** Groundwater	
HS22010621-08	WG-1620-MW18C-20220113	13 Jan 2022 12:35			26 Jan 2022 03:04	50
HS22010621-08	WG-1620-MW18C-20220113	13 Jan 2022 12:35			26 Jan 2022 02:40	5
HS22010621-10	WG-1620-MW70B-20220113	13 Jan 2022 14:20			26 Jan 2022 06:11	50
HS22010621-10	WG-1620-MW70B-20220113	13 Jan 2022 14:20			26 Jan 2022 05:47	5
HS22010621-14	WG-1620-MW63B-20220114	14 Jan 2022 07:55			26 Jan 2022 03:27	5
Batch ID: R401083 (0)	**Test Name :** LOW LEVEL VOLATILES BY SW8260C				**Matrix:** Groundwater	
HS22010621-15	WG-1620-MW93B-20220114	14 Jan 2022 08:45			26 Jan 2022 18:04	1
HS22010621-16	WG-1620-MW92B-20220114	14 Jan 2022 09:35			26 Jan 2022 18:25	1

WorkOrder: HS22010621
InstrumentID: ICPMS06
Test Code: ICP_TW
Test Number: SW6020A
Test Name: ICP-MS Metals by SW6020A

METHOD DETECTION / REPORTING LIMITS

Matrix: Aqueous **Units:** mg/L

Type	Analyte	CAS	DCS Spike	DCS	MDL	PQL
A	Arsenic	7440-38-2	0.00125	0.00112	0.000400	0.00200

WorkOrder: HS22010621
InstrumentID: SV-7
Test Code: 8270_LOW_W
Test Number: SW8270
Test Name: Low-Level Semivolatiles by 8270D

METHOD DETECTION / REPORTING LIMITS

Matrix: Aqueous **Units:** mg/L

Type	Analyte	CAS	DCS Spike	DCS	MDL	PQL
A	1,2-Diphenylhydrazine	122-66-7	0.00010	0.000085	0.000021	0.00020
A	2,4-Dimethylphenol	105-67-9	0.00010	0.000087	0.000040	0.00020
A	2,4-Dinitrotoluene	121-14-2	0.00010	0.000079	0.000058	0.00020
A	2,6-Dinitrotoluene	606-20-2	0.00010	0.000086	0.000042	0.00020
A	2-Chloronaphthalene	91-58-7	0.00010	0.000083	0.000021	0.00020
A	2-Methylnaphthalene	91-57-6	0.000050	0.000047	0.000019	0.00010
A	4,6-Dinitro-2-methylphenol	534-52-1	0.00010	0.000080	0.000020	0.00020
A	4-Nitrophenol	100-02-7	0.00010	0.000070	0.000047	0.0010
A	Acenaphthene	83-32-9	0.000050	0.000044	0.000027	0.00010
A	Acenaphthylene	208-96-8	0.000050	0.000044	0.000015	0.00010
A	Anthracene	120-12-7	0.000050	0.000048	0.000014	0.00010
A	Benz(a)anthracene	56-55-3	0.000050	0.000053	0.000050	0.00010
A	Benzo(a)pyrene	50-32-8	0.000050	0.000048	0.000020	0.00010
A	Bis(2-chloroethoxy)methane	111-91-1	0.00010	0.000084	0.000030	0.00020
A	Bis(2-ethylhexyl)phthalate	117-81-7	0.00010	0.000089	0.000037	0.00020
A	Chrysene	218-01-9	0.000050	0.000050	0.000021	0.00010
A	Dibenzofuran	132-64-9	0.000050	0.000042	0.000020	0.00010
A	Di-n-butyl phthalate	84-74-2	0.00010	0.000097	0.000020	0.00020
A	Fluoranthene	206-44-0	0.000050	0.000053	0.000010	0.00010
A	Fluorene	86-73-7	0.000050	0.000045	0.000030	0.00010
A	Naphthalene	91-20-3	0.000050	0.000050	0.000020	0.00010
A	Nitrobenzene	98-95-3	0.00010	0.000096	0.000024	0.00020
A	N-Nitrosodiphenylamine	86-30-6	0.00010	0.000079	0.000025	0.00020
A	Pentachlorophenol	87-86-5	0.00010	0.000078	0.000079	0.00020
A	Phenanthrene	85-01-8	0.000050	0.000050	0.000021	0.00010
A	Phenol	108-95-2	0.00010	0.000081	0.000035	0.00020
A	Pyrene	129-00-0	0.000050	0.000048	0.000019	0.00010
S	2,4,6-Tribromophenol	118-79-6	0	0	0	0.00020
S	2-Fluorobiphenyl	321-60-8	0	0	0	0.00020
S	2-Fluorophenol	367-12-4	0	0	0	0.00020
S	4-Terphenyl-d14	1718-51-0	0	0	0	0.00020
S	Nitrobenzene-d5	4165-60-0	0	0	0	0.00020
S	Phenol-d6	13127-88-3	0	0	0	0.00020

WorkOrder: HS22010621
InstrumentID: VOA4
Test Code: 8260_LL_W
Test Number: SW8260
Test Name: Low Level Volatiles by SW8260C

METHOD DETECTION / REPORTING LIMITS

Matrix: Aqueous **Units:** mg/L

Type	Analyte	CAS	DCS Spike	DCS	MDL	PQL
A	1,2-Dichloroethane	107-06-2	0.00050	0.00077	0.00020	0.0010
A	Benzene	71-43-2	0.00050	0.00066	0.00020	0.0010
A	Chlorobenzene	108-90-7	0.0010	0.0011	0.00030	0.0010
A	Ethylbenzene	100-41-4	0.0010	0.0012	0.00030	0.0010
A	Methylene chloride	75-09-2	0.0020	0.0013	0.0010	0.0020
A	Toluene	108-88-3	0.00050	0.00069	0.00020	0.0010
A	Vinyl chloride	75-01-4	0.00050	0.00055	0.00020	0.0010
A	Xylenes, Total	1330-20-7	0.0010	0.0034	0.00030	0.0010
S	1,2-Dichloroethane-d4	17060-07-0	0	0	0	0.0010
S	4-Bromofluorobenzene	460-00-4	0	0	0	0.0010
S	Dibromofluoromethane	1868-53-7	0	0	0	0.0010
S	Toluene-d8	2037-26-5	0	0	0	0.0010

WorkOrder: HS22010621
InstrumentID: VOA7
Test Code: 8260_LL_W
Test Number: SW8260
Test Name: Low Level Volatiles by SW8260C

METHOD DETECTION / REPORTING LIMITS

Matrix: Aqueous **Units:** mg/L

Type	Analyte	CAS	DCS Spike	DCS	MDL	PQL
A	1,2-Dichloroethane	107-06-2	0.00050	0.00064	0.00020	0.0010
A	Benzene	71-43-2	0.00050	0.00054	0.00020	0.0010
A	Chlorobenzene	108-90-7	0.0010	0.0011	0.00030	0.0010
A	Ethylbenzene	100-41-4	0.0010	0.0010	0.00030	0.0010
A	Methylene chloride	75-09-2	0.0020	0.0011	0.0010	0.0020
A	Toluene	108-88-3	0.00050	0.00058	0.00020	0.0010
A	Xylenes, Total	1330-20-7	0.0010	0.0030	0.00030	0.0010
S	1,2-Dichloroethane-d4	17060-07-0	0	0	0	0.0010
S	4-Bromofluorobenzene	460-00-4	0	0	0	0.0010
S	Dibromofluoromethane	1868-53-7	0	0	0	0.0010
S	Toluene-d8	2037-26-5	0	0	0	0.0010

Client: Golder Associates Inc.
Project: Houston TX-Wood Preserving Works
WorkOrder: HS22010621

QC BATCH REPORT

Batch ID: 174772 (0) **Instrument: ICPMS06** **Method: ICP-MS METALS BY SW6020A**

MBLK Sample ID: **MBLK-174772** Units: **mg/L** Analysis Date: **26-Jan-2022 21:12**
Client ID: Run ID: **ICPMS06_401033** SeqNo: **6478634** PrepDate: **26-Jan-2022** DF: **1**

Analyte	Result	MQL	SPK Val	SPK Ref Value	%REC	Control Limit	RPD Ref Value	%RPD	RPD Limit	Qual
Arsenic	< 0.000400	0.00200								

LCS Sample ID: **LCS-174772** Units: **mg/L** Analysis Date: **26-Jan-2022 21:14**
Client ID: Run ID: **ICPMS06_401033** SeqNo: **6478635** PrepDate: **26-Jan-2022** DF: **1**

Analyte	Result	MQL	SPK Val	SPK Ref Value	%REC	Control Limit	RPD Ref Value	%RPD	RPD Limit	Qual
Arsenic	0.05429	0.00200	0.05	0	109	80 - 120				

MS Sample ID: **HS22010941-05MS** Units: **mg/L** Analysis Date: **26-Jan-2022 21:20**
Client ID: Run ID: **ICPMS06_401033** SeqNo: **6478638** PrepDate: **26-Jan-2022** DF: **1**

Analyte	Result	MQL	SPK Val	SPK Ref Value	%REC	Control Limit	RPD Ref Value	%RPD	RPD Limit	Qual
Arsenic	0.08552	0.00200	0.05	0.0287	114	80 - 120				

MSD Sample ID: **HS22010941-05MSD** Units: **mg/L** Analysis Date: **26-Jan-2022 21:22**
Client ID: Run ID: **ICPMS06_401033** SeqNo: **6478639** PrepDate: **26-Jan-2022** DF: **1**

Analyte	Result	MQL	SPK Val	SPK Ref Value	%REC	Control Limit	RPD Ref Value	%RPD	RPD Limit	Qual
Arsenic	0.08754	0.00200	0.05	0.0287	118	80 - 120	0.08552	2.33	20	

PDS Sample ID: **HS22010941-05PDS** Units: **mg/L** Analysis Date: **26-Jan-2022 21:23**
Client ID: Run ID: **ICPMS06_401033** SeqNo: **6478640** PrepDate: **26-Jan-2022** DF: **1**

Analyte	Result	MQL	SPK Val	SPK Ref Value	%REC	Control Limit	RPD Ref Value	%RPD	RPD Limit	Qual
Arsenic	0.1938	0.00200	0.2	0.0287	82.5	75 - 125				

SD Sample ID: **HS22010941-05SD** Units: **mg/L** Analysis Date: **26-Jan-2022 21:18**
Client ID: Run ID: **ICPMS06_401033** SeqNo: **6478637** PrepDate: **26-Jan-2022** DF: **5**

Analyte	Result	MQL	SPK Val	SPK Ref Value	%REC	Control Limit	RPD Ref Value	%D	%D Limit	Qual
Arsenic	0.02761	0.0100					0.0287	3.78	10	

The following samples were analyzed in this batch:

HS22010621-02	HS22010621-03	HS22010621-04	HS22010621-05
HS22010621-06	HS22010621-07	HS22010621-08	HS22010621-09
HS22010621-10	HS22010621-11	HS22010621-12	HS22010621-13
HS22010621-14	HS22010621-15		

Client: Golder Associates Inc.
Project: Houston TX-Wood Preserving Works
WorkOrder: HS22010621

QC BATCH REPORT

Batch ID: 174791 (0) **Instrument:** ICPMS06 **Method:** ICP-MS METALS BY SW6020A

MBLK Sample ID: **MBLK-174791** Units: **mg/L** Analysis Date: **28-Jan-2022 15:27**
Client ID: Run ID: **ICPMS06_401190** SeqNo: **6481502** PrepDate: **27-Jan-2022** DF: **1**

Analyte	Result	MQL	SPK Val	SPK Ref Value	%REC	Control Limit	RPD Ref Value	%RPD	RPD Limit	Qual
Arsenic	< 0.000400	0.00200								

LCS Sample ID: **LCS-174791** Units: **mg/L** Analysis Date: **28-Jan-2022 15:29**
Client ID: Run ID: **ICPMS06_401190** SeqNo: **6481503** PrepDate: **27-Jan-2022** DF: **1**

Analyte	Result	MQL	SPK Val	SPK Ref Value	%REC	Control Limit	RPD Ref Value	%RPD	RPD Limit	Qual
Arsenic	0.05375	0.00200	0.05	0	108	80 - 120				

MS Sample ID: **HS22010621-19MS** Units: **mg/L** Analysis Date: **28-Jan-2022 15:52**
Client ID: **WG-1620-MW88B-20220114** Run ID: **ICPMS06_401190** SeqNo: **6481509** PrepDate: **27-Jan-2022** DF: **1**

Analyte	Result	MQL	SPK Val	SPK Ref Value	%REC	Control Limit	RPD Ref Value	%RPD	RPD Limit	Qual
Arsenic	0.0613	0.00200	0.05	0.005123	112	80 - 120				

MSD Sample ID: **HS22010621-19MSD** Units: **mg/L** Analysis Date: **28-Jan-2022 15:54**
Client ID: **WG-1620-MW88B-20220114** Run ID: **ICPMS06_401190** SeqNo: **6481510** PrepDate: **27-Jan-2022** DF: **1**

Analyte	Result	MQL	SPK Val	SPK Ref Value	%REC	Control Limit	RPD Ref Value	%RPD	RPD Limit	Qual
Arsenic	0.06248	0.00200	0.05	0.005123	115	80 - 120	0.0613	1.9	20	

PDS Sample ID: **HS22010621-19PDS** Units: **mg/L** Analysis Date: **31-Jan-2022 13:57**
Client ID: **WG-1620-MW88B-20220114** Run ID: **ICPMS06_401312** SeqNo: **6483203** PrepDate: **27-Jan-2022** DF: **1**

Analyte	Result	MQL	SPK Val	SPK Ref Value	%REC	Control Limit	RPD Ref Value	%RPD	RPD Limit	Qual
Arsenic	0.1052	0.00200	0.1	0.005123	100	75 - 125				

SD Sample ID: **HS22010621-19SD** Units: **mg/L** Analysis Date: **28-Jan-2022 15:50**
Client ID: **WG-1620-MW88B-20220114** Run ID: **ICPMS06_401190** SeqNo: **6481508** PrepDate: **27-Jan-2022** DF: **5**

Analyte	Result	MQL	SPK Val	SPK Ref Value	%REC	Control Limit	RPD Ref Value	%D	%D Limit	Qual
Arsenic	0.005526	0.0100					0.005123	0	10	J

The following samples were analyzed in this batch: HS22010621-16 HS22010621-17 HS22010621-18 HS22010621-19

Client: Golder Associates Inc.
Project: Houston TX-Wood Preserving Works
WorkOrder: HS22010621

QC BATCH REPORT

Batch ID: 174543 (0) **Instrument: SV-7** **Method: LOW-LEVEL SEMIVOLATILES BY 8270D**

MBLK Sample ID: **MBLK-174543** Units: **ug/L** Analysis Date: **24-Jan-2022 17:03**
Client ID: Run ID: **SV-7_400712** SeqNo: **6474894** PrepDate: **19-Jan-2022** DF: **1**

Analyte	Result	MQL	SPK Val	SPK Ref Value	%REC	Control Limit	RPD Ref Value	%RPD	RPD Limit	Qual
1,2-Diphenylhydrazine	< 0.021	0.20								
2,4-Dimethylphenol	< 0.040	0.20								
2,4-Dinitrotoluene	< 0.058	0.20								
2,6-Dinitrotoluene	< 0.042	0.20								
2-Chloronaphthalene	< 0.021	0.20								
2-Methylnaphthalene	< 0.019	0.10								
4,6-Dinitro-2-methylphenol	< 0.020	0.20								
4-Nitrophenol	< 0.047	1.0								
Acenaphthene	< 0.027	0.10								
Acenaphthylene	< 0.015	0.10								
Anthracene	< 0.014	0.10								
Benz(a)anthracene	< 0.050	0.10								
Benzo(a)pyrene	< 0.020	0.10								
Bis(2-chloroethoxy)methane	< 0.030	0.20								
Bis(2-ethylhexyl)phthalate	< 0.037	0.20								
Chrysene	< 0.021	0.10								
Dibenzofuran	< 0.020	0.10								
Di-n-butyl phthalate	< 0.020	0.20								
Fluoranthene	< 0.010	0.10								
Fluorene	< 0.030	0.10								
Naphthalene	< 0.020	0.10								
Nitrobenzene	< 0.024	0.20								
N-Nitrosodiphenylamine	< 0.025	0.20								
Pentachlorophenol	< 0.079	0.20								
Phenanthrene	< 0.021	0.10								
Phenol	< 0.035	0.20								
Pyrene	< 0.019	0.10								
Surr: 2,4,6-Tribromophenol	*2.94*	*0.20*	*5*	*0*	*58.8*	*34 - 129*				
Surr: 2-Fluorobiphenyl	*3.757*	*0.20*	*5*	*0*	*75.1*	*40 - 125*				
Surr: 2-Fluorophenol	*5.385*	*0.20*	*5*	*0*	*108*	*20 - 120*				
Surr: 4-Terphenyl-d14	*5.365*	*0.20*	*5*	*0*	*107*	*40 - 135*				
Surr: Nitrobenzene-d5	*4.68*	*0.20*	*5*	*0*	*93.6*	*41 - 120*				
Surr: Phenol-d6	*3.72*	*0.20*	*5*	*0*	*74.4*	*20 - 120*				

Client: Golder Associates Inc.
Project: Houston TX-Wood Preserving Works
WorkOrder: HS22010621

QC BATCH REPORT

Batch ID: 174543 (0) **Instrument: SV-7** **Method: LOW-LEVEL SEMIVOLATILES BY 8270D**

LCS Sample ID: **LCS-174543** Units: **ug/L** Analysis Date: **24-Jan-2022 17:40**
Client ID: Run ID: **SV-7_400712** SeqNo: **6474895** PrepDate: **19-Jan-2022** DF: **1**

Analyte	Result	MQL	SPK Val	SPK Ref Value	%REC	Control Limit	RPD Ref Value	%RPD	RPD Limit	Qual
1,2-Diphenylhydrazine	5.711	0.20	5	0	114	39 - 127				
2,4-Dimethylphenol	4.325	0.20	5	0	86.5	35 - 120				
2,4-Dinitrotoluene	5.109	0.20	5	0	102	50 - 122				
2,6-Dinitrotoluene	5.394	0.20	5	0	108	50 - 120				
2-Chloronaphthalene	5.325	0.20	5	0	107	50 - 120				
2-Methylnaphthalene	4.88	0.10	5	0	97.6	50 - 120				
4,6-Dinitro-2-methylphenol	4.035	0.20	5	0	80.7	25 - 121				
4-Nitrophenol	3.859	1.0	5	0	77.2	30 - 130				
Acenaphthene	5.114	0.10	5	0	102	45 - 120				
Acenaphthylene	5.098	0.10	5	0	102	47 - 120				
Anthracene	5.333	0.10	5	0	107	45 - 120				
Benz(a)anthracene	5.584	0.10	5	0	112	40 - 120				
Benzo(a)pyrene	5.945	0.10	5	0	119	45 - 120				
Bis(2-chloroethoxy)methane	5.281	0.20	5	0	106	45 - 120				
Bis(2-ethylhexyl)phthalate	5.911	0.20	5	0	118	40 - 139				
Chrysene	5.677	0.10	5	0	114	43 - 120				
Dibenzofuran	5.326	0.10	5	0	107	50 - 120				
Di-n-butyl phthalate	5.949	0.20	5	0	119	45 - 123				
Fluoranthene	5.801	0.10	5	0	116	45 - 125				
Fluorene	5.363	0.10	5	0	107	49 - 120				
Naphthalene	4.958	0.10	5	0	99.2	45 - 120				
Nitrobenzene	5.433	0.20	5	0	109	44 - 120				
N-Nitrosodiphenylamine	5.335	0.20	5	0	107	40 - 125				
Pentachlorophenol	5.047	0.20	5	0	101	19 - 121				
Phenanthrene	5.357	0.10	5	0	107	45 - 121				
Phenol	5.037	0.20	5	0	101	20 - 124				
Pyrene	5.384	0.10	5	0	108	40 - 130				
Surr: 2,4,6-Tribromophenol	*5.199*	*0.20*	*5*	*0*	*104*	*34 - 129*				
Surr: 2-Fluorobiphenyl	*5.117*	*0.20*	*5*	*0*	*102*	*40 - 125*				
Surr: 2-Fluorophenol	*4.978*	*0.20*	*5*	*0*	*99.6*	*20 - 120*				
Surr: 4-Terphenyl-d14	*5.673*	*0.20*	*5*	*0*	*113*	*40 - 135*				
Surr: Nitrobenzene-d5	*5.443*	*0.20*	*5*	*0*	*109*	*41 - 120*				
Surr: Phenol-d6	*4.952*	*0.20*	*5*	*0*	*99.0*	*20 - 120*				

Client: Golder Associates Inc.
Project: Houston TX-Wood Preserving Works
WorkOrder: HS22010621

QC BATCH REPORT

Batch ID: **174543 (0)** **Instrument:** **SV-7** **Method:** **LOW-LEVEL SEMIVOLATILES BY 8270D**

MS Sample ID: **HS22010621-19MS** Units: **ug/L** Analysis Date: **24-Jan-2022 20:11**
Client ID: **WG-1620-MW88B-20220114** Run ID: **SV-7_400712** SeqNo: **6474898** PrepDate: **19-Jan-2022** DF: **1**

Analyte	Result	MQL	SPK Val	SPK Ref Value	%REC	Control Limit	RPD Ref Value	%RPD	RPD Limit	Qual
1,2-Diphenylhydrazine	5.232	0.20	5	0	105	39 - 127				
2,4-Dimethylphenol	4.214	0.20	5	0	84.3	35 - 120				
2,4-Dinitrotoluene	5.277	0.20	5	0	106	50 - 122				
2,6-Dinitrotoluene	4.864	0.20	5	0	97.3	50 - 120				
2-Chloronaphthalene	4.403	0.20	5	0	88.1	50 - 120				
2-Methylnaphthalene	4.273	0.10	5	0.1477	82.5	50 - 120				
4,6-Dinitro-2-methylphenol	4.841	0.20	5	0	96.8	25 - 121				
4-Nitrophenol	4.946	1.0	5	0	98.9	30 - 130				
Acenaphthene	4.475	0.10	5	0.1216	87.1	45 - 120				
Acenaphthylene	4.529	0.10	5	0	90.6	47 - 120				
Anthracene	5.432	0.10	5	0.0603	107	45 - 120				
Benz(a)anthracene	5.892	0.10	5	0	118	40 - 120				
Benzo(a)pyrene	4.347	0.10	5	0	86.9	45 - 120				
Bis(2-chloroethoxy)methane	4.466	0.20	5	0	89.3	45 - 120				
Bis(2-ethylhexyl)phthalate	4.86	0.20	5	0	97.2	40 - 139				
Chrysene	5.907	0.10	5	0	118	43 - 120				
Dibenzofuran	4.692	0.10	5	0.1185	91.5	50 - 120				
Di-n-butyl phthalate	5.569	0.20	5	0.0253	111	45 - 123				
Fluoranthene	5.748	0.10	5	0.05037	114	45 - 125				
Fluorene	4.873	0.10	5	0.09792	95.5	49 - 120				
Naphthalene	4.629	0.10	5	0.4875	82.8	45 - 120				
Nitrobenzene	4.554	0.20	5	0	91.1	44 - 120				
N-Nitrosodiphenylamine	5.18	0.20	5	0	104	40 - 125				
Pentachlorophenol	5.809	0.20	5	0	116	19 - 121				
Phenanthrene	5.426	0.10	5	0.174	105	45 - 121				
Phenol	4.263	0.20	5	0	85.3	20 - 124				
Pyrene	5.848	0.10	5	0.03818	116	40 - 130				
Surr: 2,4,6-Tribromophenol	*5.772*	*0.20*	*5*	*0*	*115*	*34 - 129*				
Surr: 2-Fluorobiphenyl	*4.444*	*0.20*	*5*	*0*	*88.9*	*40 - 125*				
Surr: 2-Fluorophenol	*4.478*	*0.20*	*5*	*0*	*89.6*	*20 - 120*				
Surr: 4-Terphenyl-d14	*6.63*	*0.20*	*5*	*0*	*133*	*40 - 135*				
Surr: Nitrobenzene-d5	*4.293*	*0.20*	*5*	*0*	*85.9*	*41 - 120*				
Surr: Phenol-d6	*4.398*	*0.20*	*5*	*0*	*88.0*	*20 - 120*				

Client: Golder Associates Inc.
Project: Houston TX-Wood Preserving Works
WorkOrder: HS22010621

QC BATCH REPORT

Batch ID: 174543 (0) **Instrument:** SV-7 **Method:** LOW-LEVEL SEMIVOLATILES BY 8270D

MSD Sample ID: **HS22010621-19MSD** Units: **ug/L** Analysis Date: **24-Jan-2022 20:30**
Client ID: **WG-1620-MW88B-20220114** Run ID: **SV-7_400712** SeqNo: **6474899** PrepDate: **19-Jan-2022** DF: **1**

Analyte	Result	MQL	SPK Val	SPK Ref Value	%REC	Control Limit	RPD Ref Value	%RPD	RPD Limit	Qual
1,2-Diphenylhydrazine	5.057	0.20	5	0	101	39 - 127	5.232	3.4	20	
2,4-Dimethylphenol	3.66	0.20	5	0	73.2	35 - 120	4.214	14.1	20	
2,4-Dinitrotoluene	4.757	0.20	5	0	95.1	50 - 122	5.277	10.4	20	
2,6-Dinitrotoluene	4.219	0.20	5	0	84.4	50 - 120	4.864	14.2	20	
2-Chloronaphthalene	3.647	0.20	5	0	72.9	50 - 120	4.403	18.8	20	
2-Methylnaphthalene	3.613	0.10	5	0.1477	69.3	50 - 120	4.273	16.7	20	
4,6-Dinitro-2-methylphenol	4.395	0.20	5	0	87.9	25 - 121	4.841	9.65	30	
4-Nitrophenol	4.327	1.0	5	0	86.5	30 - 130	4.946	13.3	20	
Acenaphthene	3.746	0.10	5	0.1216	72.5	45 - 120	4.475	17.7	20	
Acenaphthylene	3.809	0.10	5	0	76.2	47 - 120	4.529	17.3	20	
Anthracene	4.923	0.10	5	0.0603	97.3	45 - 120	5.432	9.83	20	
Benz(a)anthracene	5.55	0.10	5	0	111	40 - 120	5.892	5.97	20	
Benzo(a)pyrene	5.893	0.10	5	0	118	45 - 120	4.347	30.2	20	R
Bis(2-chloroethoxy)methane	3.699	0.20	5	0	74.0	45 - 120	4.466	18.8	20	
Bis(2-ethylhexyl)phthalate	5.508	0.20	5	0	110	40 - 139	4.86	12.5	20	
Chrysene	5.443	0.10	5	0	109	43 - 120	5.907	8.19	20	
Dibenzofuran	4.013	0.10	5	0.1185	77.9	50 - 120	4.692	15.6	20	
Di-n-butyl phthalate	5.884	0.20	5	0.0253	117	45 - 123	5.569	5.5	20	
Fluoranthene	5.707	0.10	5	0.05037	113	45 - 125	5.748	0.715	20	
Fluorene	4.206	0.10	5	0.09792	82.2	49 - 120	4.873	14.7	20	
Naphthalene	3.914	0.10	5	0.4875	68.5	45 - 120	4.629	16.7	20	
Nitrobenzene	3.719	0.20	5	0	74.4	44 - 120	4.554	20.2	20	R
N-Nitrosodiphenylamine	4.531	0.20	5	0	90.6	40 - 125	5.18	13.4	20	
Pentachlorophenol	5.306	0.20	5	0	106	19 - 121	5.809	9.06	20	
Phenanthrene	4.956	0.10	5	0.174	95.6	45 - 121	5.426	9.06	20	
Phenol	3.618	0.20	5	0	72.4	20 - 124	4.263	16.4	20	
Pyrene	5.294	0.10	5	0.03818	105	40 - 130	5.848	9.94	20	
Surr: 2,4,6-Tribromophenol	*4.715*	*0.20*	*5*	*0*	*94.3*	*34 - 129*	*5.772*	*20.2*	*20*	R
Surr: 2-Fluorobiphenyl	*3.551*	*0.20*	*5*	*0*	*71.0*	*40 - 125*	*4.444*	*22.3*	*20*	R
Surr: 2-Fluorophenol	*3.61*	*0.20*	*5*	*0*	*72.2*	*20 - 120*	*4.478*	*21.5*	*20*	R
Surr: 4-Terphenyl-d14	*5.5*	*0.20*	*5*	*0*	*110*	*40 - 135*	*6.63*	*18.6*	*20*	
Surr: Nitrobenzene-d5	*3.768*	*0.20*	*5*	*0*	*75.4*	*41 - 120*	*4.293*	*13*	*20*	
Surr: Phenol-d6	*3.459*	*0.20*	*5*	*0*	*69.2*	*20 - 120*	*4.398*	*23.9*	*20*	R

Client: Golder Associates Inc.
Project: Houston TX-Wood Preserving Works
WorkOrder: HS22010621

QC BATCH REPORT

Batch ID: 174543 (0) **Instrument:** SV-7 **Method:** LOW-LEVEL SEMIVOLATILES BY 8270D

The following samples were analyzed in this batch:

HS22010621-02	HS22010621-03	HS22010621-04	HS22010621-05
HS22010621-06	HS22010621-07	HS22010621-08	HS22010621-09
HS22010621-10	HS22010621-11	HS22010621-12	HS22010621-13
HS22010621-14	HS22010621-15	HS22010621-16	HS22010621-17
HS22010621-18	HS22010621-19		

Client: Golder Associates Inc.
Project: Houston TX-Wood Preserving Works
WorkOrder: HS22010621

QC BATCH REPORT

Batch ID: R400837 (0) **Instrument:** VOA4 **Method:** LOW LEVEL VOLATILES BY SW8260C

MBLK Sample ID: **VBLKW-220120** Units: **ug/L** Analysis Date: **20-Jan-2022 22:47**
Client ID: Run ID: **VOA4_400837** SeqNo: **6473334** PrepDate: DF: **1**

Analyte	Result	MQL	SPK Val	SPK Ref Value	%REC	Control Limit	RPD Ref Value	%RPD	RPD Limit	Qual
1,2-Dichloroethane	< 0.20	1.0								
Benzene	< 0.20	1.0								
Chlorobenzene	< 0.30	1.0								
Ethylbenzene	< 0.30	1.0								
Methylene chloride	< 1.0	2.0								
Toluene	< 0.20	1.0								
Vinyl chloride	< 0.20	1.0								
Xylenes, Total	< 0.30	1.0								
Surr: 1,2-Dichloroethane-d4	*56.55*	*1.0*	*50*	*0*	*113*	*70 - 123*				
Surr: 4-Bromofluorobenzene	*46.62*	*1.0*	*50*	*0*	*93.2*	*82 - 115*				
Surr: Dibromofluoromethane	*51.77*	*1.0*	*50*	*0*	*104*	*73 - 126*				
Surr: Toluene-d8	*51.07*	*1.0*	*50*	*0*	*102*	*81 - 120*				

LCS Sample ID: **VLCSW-220120** Units: **ug/L** Analysis Date: **20-Jan-2022 22:03**
Client ID: Run ID: **VOA4_400837** SeqNo: **6473333** PrepDate: DF: **1**

Analyte	Result	MQL	SPK Val	SPK Ref Value	%REC	Control Limit	RPD Ref Value	%RPD	RPD Limit	Qual
1,2-Dichloroethane	19.57	1.0	20	0	97.8	70 - 124				
Benzene	20.59	1.0	20	0	103	74 - 120				
Chlorobenzene	18.13	1.0	20	0	90.6	76 - 113				
Ethylbenzene	18.26	1.0	20	0	91.3	77 - 117				
Methylene chloride	22.44	2.0	20	0	112	70 - 127				
Toluene	19.16	1.0	20	0	95.8	77 - 118				
Vinyl chloride	21.46	1.0	20	0	107	70 - 130				
Xylenes, Total	61.9	1.0	60	0	103	75 - 122				
Surr: 1,2-Dichloroethane-d4	*55.84*	*1.0*	*50*	*0*	*112*	*70 - 123*				
Surr: 4-Bromofluorobenzene	*48.87*	*1.0*	*50*	*0*	*97.7*	*82 - 115*				
Surr: Dibromofluoromethane	*51.67*	*1.0*	*50*	*0*	*103*	*73 - 126*				
Surr: Toluene-d8	*51.12*	*1.0*	*50*	*0*	*102*	*81 - 120*				

Client: Golder Associates Inc.
Project: Houston TX-Wood Preserving Works
WorkOrder: HS22010621

QC BATCH REPORT

Batch ID: R400837 (0) **Instrument:** VOA4 **Method:** LOW LEVEL VOLATILES BY SW8260C

MS Sample ID: **HS22010621-19MS** Units: **ug/L** Analysis Date: **21-Jan-2022 02:07**
Client ID: **WG-1620-MW88B-20220114** Run ID: **VOA4_400837** SeqNo: **6473343** PrepDate: DF: **1**

Analyte	Result	MQL	SPK Val	SPK Ref Value	%REC	Control Limit	RPD Ref Value	%RPD	RPD Limit	Qual
1,2-Dichloroethane	18.36	1.0	20	0	91.8	70 - 127				
Benzene	19.96	1.0	20	0	99.8	70 - 127				
Chlorobenzene	17.39	1.0	20	0	87.0	70 - 114				
Ethylbenzene	17.64	1.0	20	0	88.2	70 - 124				
Methylene chloride	20.26	2.0	20	0	101	70 - 128				
Toluene	18.87	1.0	20	0	94.3	70 - 123				
Vinyl chloride	19.96	1.0	20	0	99.8	70 - 130				
Xylenes, Total	58.8	1.0	60	0	98.0	70 - 130				
Surr: 1,2-Dichloroethane-d4	*56.78*	*1.0*	*50*	*0*	*114*	*70 - 126*				
Surr: 4-Bromofluorobenzene	*49.3*	*1.0*	*50*	*0*	*98.6*	*81 - 113*				
Surr: Dibromofluoromethane	*51.7*	*1.0*	*50*	*0*	*103*	*77 - 123*				
Surr: Toluene-d8	*51.41*	*1.0*	*50*	*0*	*103*	*82 - 127*				

MSD Sample ID: **HS22010621-19MSD** Units: **ug/L** Analysis Date: **21-Jan-2022 02:29**
Client ID: **WG-1620-MW88B-20220114** Run ID: **VOA4_400837** SeqNo: **6473344** PrepDate: DF: **1**

Analyte	Result	MQL	SPK Val	SPK Ref Value	%REC	Control Limit	RPD Ref Value	%RPD	RPD Limit	Qual
1,2-Dichloroethane	17.99	1.0	20	0	90.0	70 - 127	18.36	2.04	20	
Benzene	19.27	1.0	20	0	96.3	70 - 127	19.96	3.53	20	
Chlorobenzene	16.84	1.0	20	0	84.2	70 - 114	17.39	3.2	20	
Ethylbenzene	17.42	1.0	20	0	87.1	70 - 124	17.64	1.22	20	
Methylene chloride	19.64	2.0	20	0	98.2	70 - 128	20.26	3.13	20	
Toluene	18.03	1.0	20	0	90.2	70 - 123	18.87	4.51	20	
Vinyl chloride	18.56	1.0	20	0	92.8	70 - 130	19.96	7.25	20	
Xylenes, Total	57.05	1.0	60	0	95.1	70 - 130	58.8	3.03	20	
Surr: 1,2-Dichloroethane-d4	*54.96*	*1.0*	*50*	*0*	*110*	*70 - 126*	*56.78*	*3.26*	*20*	
Surr: 4-Bromofluorobenzene	*50.29*	*1.0*	*50*	*0*	*101*	*81 - 113*	*49.3*	*2*	*20*	
Surr: Dibromofluoromethane	*49.95*	*1.0*	*50*	*0*	*99.9*	*77 - 123*	*51.7*	*3.44*	*20*	
Surr: Toluene-d8	*51.52*	*1.0*	*50*	*0*	*103*	*82 - 127*	*51.41*	*0.215*	*20*	

The following samples were analyzed in this batch:

HS22010621-01	HS22010621-02	HS22010621-03	HS22010621-04
HS22010621-05	HS22010621-06	HS22010621-07	HS22010621-09
HS22010621-11	HS22010621-12	HS22010621-13	HS22010621-17
HS22010621-18	HS22010621-19		

Client: Golder Associates Inc.
Project: Houston TX-Wood Preserving Works
WorkOrder: HS22010621

QC BATCH REPORT

Batch ID: R400995 (0) **Instrument:** VOA7 **Method:** LOW LEVEL VOLATILES BY SW8260C

MBLK Sample ID: **VBLKW-220125** Units: **ug/L** Analysis Date: **25-Jan-2022 21:16**
Client ID: Run ID: **VOA7_400995** SeqNo: **6476987** PrepDate: DF: **1**

Analyte	Result	MQL	SPK Val	SPK Ref Value	%REC	Control Limit	RPD Ref Value	%RPD	RPD Limit	Qual
1,2-Dichloroethane	< 0.20	1.0								
Benzene	< 0.20	1.0								
Chlorobenzene	< 0.30	1.0								
Ethylbenzene	< 0.30	1.0								
Methylene chloride	< 1.0	2.0								
Toluene	< 0.20	1.0								
Xylenes, Total	< 0.30	1.0								
Surr: 1,2-Dichloroethane-d4	*39.69*	*1.0*	*50*	*0*	*79.4*	*70 - 123*				
Surr: 4-Bromofluorobenzene	*40.17*	*1.0*	*50*	*0*	*80.3*	*77 - 113*				
Surr: Dibromofluoromethane	*45.97*	*1.0*	*50*	*0*	*91.9*	*73 - 126*				
Surr: Toluene-d8	*48.32*	*1.0*	*50*	*0*	*96.6*	*81 - 120*				

LCS Sample ID: **VLCSW-220125** Units: **ug/L** Analysis Date: **25-Jan-2022 20:35**
Client ID: Run ID: **VOA7_400995** SeqNo: **6476986** PrepDate: DF: **1**

Analyte	Result	MQL	SPK Val	SPK Ref Value	%REC	Control Limit	RPD Ref Value	%RPD	RPD Limit	Qual
1,2-Dichloroethane	15.26	1.0	20	0	76.3	70 - 124				
Benzene	19.12	1.0	20	0	95.6	74 - 120				
Chlorobenzene	20.02	1.0	20	0	100	76 - 113				
Ethylbenzene	19.77	1.0	20	0	98.9	77 - 117				
Methylene chloride	20.71	2.0	20	0	104	70 - 127				
Toluene	19.22	1.0	20	0	96.1	77 - 118				
Xylenes, Total	57.24	1.0	60	0	95.4	75 - 122				
Surr: 1,2-Dichloroethane-d4	*40.16*	*1.0*	*50*	*0*	*80.3*	*70 - 123*				
Surr: 4-Bromofluorobenzene	*42.18*	*1.0*	*50*	*0*	*84.4*	*77 - 113*				
Surr: Dibromofluoromethane	*47.37*	*1.0*	*50*	*0*	*94.7*	*73 - 126*				
Surr: Toluene-d8	*47.27*	*1.0*	*50*	*0*	*94.5*	*81 - 120*				

Client: Golder Associates Inc.
Project: Houston TX-Wood Preserving Works
WorkOrder: HS22010621

QC BATCH REPORT

Batch ID: R400995 (0) **Instrument:** VOA7 **Method:** LOW LEVEL VOLATILES BY SW8260C

MS Sample ID: **HS22010961-04MS** Units: **ug/L** Analysis Date: **25-Jan-2022 23:43**
Client ID: Run ID: **VOA7_400995** SeqNo: **6477118** PrepDate: DF: **1**

Analyte	Result	MQL	SPK Val	SPK Ref Value	%REC	Control Limit	RPD Ref Value	%RPD	RPD Limit	Qual
1,2-Dichloroethane	0.3658	1.0	20	0	1.83	70 - 127				JS
Benzene	1767	1.0	20	1523	1220	70 - 127				SEO
Chlorobenzene	19.73	1.0	20	0	98.7	70 - 114				
Ethylbenzene	657.1	1.0	20	516.9	701	70 - 124				SEO
Methylene chloride	24.16	2.0	20	0	121	70 - 128				
Toluene	249.1	1.0	20	199.5	248	70 - 123				SEO
Xylenes, Total	1171	1.0	60	942.6	380	70 - 130				SEO
Surr: 1,2-Dichloroethane-d4	*47.83*	*1.0*	*50*	*0*	*95.7*	*70 - 126*				
Surr: 4-Bromofluorobenzene	*50.38*	*1.0*	*50*	*0*	*101*	*77 - 113*				
Surr: Dibromofluoromethane	*46.73*	*1.0*	*50*	*0*	*93.5*	*77 - 123*				
Surr: Toluene-d8	*47.69*	*1.0*	*50*	*0*	*95.4*	*82 - 127*				

MS Sample ID: **HS22010539-02MS** Units: **ug/L** Analysis Date: **25-Jan-2022 23:01**
Client ID: Run ID: **VOA7_400995** SeqNo: **6477116** PrepDate: DF: **1**

Analyte	Result	MQL	SPK Val	SPK Ref Value	%REC	Control Limit	RPD Ref Value	%RPD	RPD Limit	Qual
1,2-Dichloroethane	0.4267	1.0	20	0	2.13	70 - 127				JS
Benzene	18.87	1.0	20	0.8749	90.0	70 - 127				
Chlorobenzene	18.77	1.0	20	0	93.9	70 - 114				
Ethylbenzene	19.16	1.0	20	0	95.8	70 - 124				
Methylene chloride	18.56	2.0	20	0	92.8	70 - 128				
Toluene	19.21	1.0	20	0	96.0	70 - 123				
Xylenes, Total	56.14	1.0	60	0.7238	92.4	70 - 130				
Surr: 1,2-Dichloroethane-d4	*40.65*	*1.0*	*50*	*0*	*81.3*	*70 - 126*				
Surr: 4-Bromofluorobenzene	*41.9*	*1.0*	*50*	*0*	*83.8*	*77 - 113*				
Surr: Dibromofluoromethane	*47.6*	*1.0*	*50*	*0*	*95.2*	*77 - 123*				
Surr: Toluene-d8	*47.91*	*1.0*	*50*	*0*	*95.8*	*82 - 127*				

Client: Golder Associates Inc.
Project: Houston TX-Wood Preserving Works
WorkOrder: HS22010621

QC BATCH REPORT

Batch ID: R400995 (0) **Instrument:** VOA7 **Method:** LOW LEVEL VOLATILES BY SW8260C

MSD Sample ID: **HS22010961-04MSD** Units: **ug/L** Analysis Date: **26-Jan-2022 00:04**
Client ID: Run ID: **VOA7_400995** SeqNo: **6477119** PrepDate: DF: **1**

Analyte	Result	MQL	SPK Val	SPK Ref Value	%REC	Control Limit	RPD Ref Value	%RPD	RPD Limit	Qual
1,2-Dichloroethane	0.636	1.0	20	0	3.18	70 - 127	0.3658	0	20	JS
Benzene	1623	1.0	20	1523	503	70 - 127	1767	8.51	20	SEO
Chlorobenzene	18.74	1.0	20	0	93.7	70 - 114	19.73	5.17	20	
Ethylbenzene	606.7	1.0	20	516.9	449	70 - 124	657.1	7.98	20	SEO
Methylene chloride	22.91	2.0	20	0	115	70 - 128	24.16	5.34	20	
Toluene	231.4	1.0	20	199.5	159	70 - 123	249.1	7.39	20	SEO
Xylenes, Total	1089	1.0	60	942.6	244	70 - 130	1171	7.21	20	SEO
Surr: 1,2-Dichloroethane-d4	*47.9*	*1.0*	*50*	*0*	*95.8*	*70 - 126*	*47.83*	*0.145*	*20*	
Surr: 4-Bromofluorobenzene	*49.76*	*1.0*	*50*	*0*	*99.5*	*77 - 113*	*50.38*	*1.23*	*20*	
Surr: Dibromofluoromethane	*47.02*	*1.0*	*50*	*0*	*94.0*	*77 - 123*	*46.73*	*0.629*	*20*	
Surr: Toluene-d8	*47.22*	*1.0*	*50*	*0*	*94.4*	*82 - 127*	*47.69*	*0.99*	*20*	

MSD Sample ID: **HS22010539-02MSD** Units: **ug/L** Analysis Date: **25-Jan-2022 23:22**
Client ID: Run ID: **VOA7_400995** SeqNo: **6477117** PrepDate: DF: **1**

Analyte	Result	MQL	SPK Val	SPK Ref Value	%REC	Control Limit	RPD Ref Value	%RPD	RPD Limit	Qual
1,2-Dichloroethane	0.4121	1.0	20	0	2.06	70 - 127	0.4267	0	20	JS
Benzene	18.01	1.0	20	0.8749	85.7	70 - 127	18.87	4.66	20	
Chlorobenzene	18.26	1.0	20	0	91.3	70 - 114	18.77	2.77	20	
Ethylbenzene	18.31	1.0	20	0	91.5	70 - 124	19.16	4.57	20	
Methylene chloride	18.21	2.0	20	0	91.1	70 - 128	18.56	1.88	20	
Toluene	18.16	1.0	20	0	90.8	70 - 123	19.21	5.59	20	
Xylenes, Total	52.96	1.0	60	0.7238	87.1	70 - 130	56.14	5.82	20	
Surr: 1,2-Dichloroethane-d4	*40.31*	*1.0*	*50*	*0*	*80.6*	*70 - 126*	*40.65*	*0.843*	*20*	
Surr: 4-Bromofluorobenzene	*40.85*	*1.0*	*50*	*0*	*81.7*	*77 - 113*	*41.9*	*2.53*	*20*	
Surr: Dibromofluoromethane	*47.63*	*1.0*	*50*	*0*	*95.3*	*77 - 123*	*47.6*	*0.0499*	*20*	
Surr: Toluene-d8	*47*	*1.0*	*50*	*0*	*94.0*	*82 - 127*	*47.91*	*1.92*	*20*	

The following samples were analyzed in this batch: HS22010621-08 HS22010621-10 HS22010621-14

Client: Golder Associates Inc.
Project: Houston TX-Wood Preserving Works
WorkOrder: HS22010621

QC BATCH REPORT

Batch ID: R401083 (0) **Instrument:** VOA7 **Method:** LOW LEVEL VOLATILES BY SW8260C

MBLK Sample ID: **VBLKW-220126** Units: **ug/L** Analysis Date: **26-Jan-2022 13:06**
Client ID: Run ID: **VOA7_401083** SeqNo: **6478986** PrepDate: DF: **1**

Analyte	Result	MQL	SPK Val	SPK Ref Value	%REC	Control Limit	RPD Ref Value	%RPD	RPD Limit	Qual
1,2-Dichloroethane	< 0.20	1.0								
Benzene	< 0.20	1.0								
Chlorobenzene	< 0.30	1.0								
Ethylbenzene	< 0.30	1.0								
Methylene chloride	< 1.0	2.0								
Toluene	< 0.20	1.0								
Xylenes, Total	< 0.30	1.0								
Surr: 1,2-Dichloroethane-d4	*40.18*	*1.0*	*50*	*0*	*80.4*	*70 - 123*				
Surr: 4-Bromofluorobenzene	*40.28*	*1.0*	*50*	*0*	*80.6*	*77 - 113*				
Surr: Dibromofluoromethane	*46.44*	*1.0*	*50*	*0*	*92.9*	*73 - 126*				
Surr: Toluene-d8	*47.89*	*1.0*	*50*	*0*	*95.8*	*81 - 120*				

LCS Sample ID: **VLCSW-220126** Units: **ug/L** Analysis Date: **26-Jan-2022 12:24**
Client ID: Run ID: **VOA7_401083** SeqNo: **6478985** PrepDate: DF: **1**

Analyte	Result	MQL	SPK Val	SPK Ref Value	%REC	Control Limit	RPD Ref Value	%RPD	RPD Limit	Qual
1,2-Dichloroethane	14.04	1.0	20	0	70.2	70 - 124				
Benzene	16.96	1.0	20	0	84.8	74 - 120				
Chlorobenzene	18.24	1.0	20	0	91.2	76 - 113				
Ethylbenzene	17.75	1.0	20	0	88.7	77 - 117				
Methylene chloride	19.54	2.0	20	0	97.7	70 - 127				
Toluene	17.41	1.0	20	0	87.1	77 - 118				
Xylenes, Total	52.1	1.0	60	0	86.8	75 - 122				
Surr: 1,2-Dichloroethane-d4	*40.7*	*1.0*	*50*	*0*	*81.4*	*70 - 123*				
Surr: 4-Bromofluorobenzene	*42.12*	*1.0*	*50*	*0*	*84.2*	*77 - 113*				
Surr: Dibromofluoromethane	*47.85*	*1.0*	*50*	*0*	*95.7*	*73 - 126*				
Surr: Toluene-d8	*47.15*	*1.0*	*50*	*0*	*94.3*	*81 - 120*				

Client: Golder Associates Inc.
Project: Houston TX-Wood Preserving Works
WorkOrder: HS22010621

QC BATCH REPORT

Batch ID: R401083 (0) **Instrument:** VOA7 **Method:** LOW LEVEL VOLATILES BY SW8260C

MS Sample ID: **HS22010961-04MS** Units: **ug/L** Analysis Date: **27-Jan-2022 10:03**
Client ID: Run ID: **VOA7_401083** SeqNo: **6479166** PrepDate: DF: **50**

Analyte	Result	MQL	SPK Val	SPK Ref Value	%REC	Control Limit	RPD Ref Value	%RPD	RPD Limit	Qual
1,2-Dichloroethane	957.3	50	1000	0	95.7	70 - 127				
Benzene	2134	50	1000	815.5	132	70 - 127				S
Chlorobenzene	1184	50	1000	0	118	70 - 114				S
Ethylbenzene	1548	50	1000	268.3	128	70 - 124				S
Methylene chloride	1252	100	1000	97.47	115	70 - 128				
Toluene	1452	50	1000	121.6	133	70 - 123				S
Xylenes, Total	4005	50	3000	466.9	118	70 - 130				
Surr: 1,2-Dichloroethane-d4	*2007*	*50*	*2500*	*0*	*80.3*	*70 - 126*				
Surr: 4-Bromofluorobenzene	*2138*	*50*	*2500*	*0*	*85.5*	*77 - 113*				
Surr: Dibromofluoromethane	*2411*	*50*	*2500*	*0*	*96.4*	*77 - 123*				
Surr: Toluene-d8	*2328*	*50*	*2500*	*0*	*93.1*	*82 - 127*				

MS Sample ID: **HS22010961-04MS** Units: **ug/L** Analysis Date: **26-Jan-2022 14:34**
Client ID: Run ID: **VOA7_401083** SeqNo: **6478990** PrepDate: DF: **50**

Analyte	Result	MQL	SPK Val	SPK Ref Value	%REC	Control Limit	RPD Ref Value	%RPD	RPD Limit	Qual
1,2-Dichloroethane	19.46	50	1000	0	1.95	70 - 127				JS
Benzene	1039	50	1000	815.5	22.3	70 - 127				S
Chlorobenzene	< 15	50	1000	0	0	70 - 114				S
Ethylbenzene	347.5	50	1000	268.3	7.92	70 - 124				S
Methylene chloride	108.3	100	1000	97.47	1.09	70 - 128				S
Toluene	150.6	50	1000	121.6	2.90	70 - 123				S
Xylenes, Total	551.1	50	3000	466.9	2.81	70 - 130				S
Surr: 1,2-Dichloroethane-d4	*2012*	*50*	*2500*	*0*	*80.5*	*70 - 126*				
Surr: 4-Bromofluorobenzene	*2021*	*50*	*2500*	*0*	*80.9*	*77 - 113*				
Surr: Dibromofluoromethane	*2294*	*50*	*2500*	*0*	*91.8*	*77 - 123*				
Surr: Toluene-d8	*2406*	*50*	*2500*	*0*	*96.2*	*82 - 127*				

Client: Golder Associates Inc.
Project: Houston TX-Wood Preserving Works
WorkOrder: HS22010621

QC BATCH REPORT

Batch ID: R401083 (0) **Instrument:** VOA7 **Method:** LOW LEVEL VOLATILES BY SW8260C

MSD Sample ID: **HS22010961-04MSD** Units: **ug/L** Analysis Date: **27-Jan-2022 10:24**
Client ID: Run ID: **VOA7_401083** SeqNo: **6479167** PrepDate: DF: **50**

Analyte	Result	MQL	SPK Val	SPK Ref Value	%REC	Control Limit	RPD Ref Value	%RPD	RPD Limit	Qual
1,2-Dichloroethane	996.2	50	1000	0	99.6	70 - 127	957.3	3.98	20	
Benzene	2085	50	1000	815.5	127	70 - 127	2134	2.29	20	
Chlorobenzene	1176	50	1000	0	118	70 - 114	1184	0.7	20	S
Ethylbenzene	1514	50	1000	268.3	125	70 - 124	1548	2.24	20	S
Methylene chloride	1208	100	1000	97.47	111	70 - 128	1252	3.56	20	
Toluene	1406	50	1000	121.6	128	70 - 123	1452	3.2	20	S
Xylenes, Total	3966	50	3000	466.9	117	70 - 130	4005	0.993	20	
Surr: 1,2-Dichloroethane-d4	*2029*	*50*	*2500*	*0*	*81.2*	*70 - 126*	*2007*	*1.1*	*20*	
Surr: 4-Bromofluorobenzene	*2124*	*50*	*2500*	*0*	*84.9*	*77 - 113*	*2138*	*0.67*	*20*	
Surr: Dibromofluoromethane	*2343*	*50*	*2500*	*0*	*93.7*	*77 - 123*	*2411*	*2.88*	*20*	
Surr: Toluene-d8	*2335*	*50*	*2500*	*0*	*93.4*	*82 - 127*	*2328*	*0.289*	*20*	

MSD Sample ID: **HS22010961-04MSD** Units: **ug/L** Analysis Date: **26-Jan-2022 14:55**
Client ID: Run ID: **VOA7_401083** SeqNo: **6478991** PrepDate: DF: **50**

Analyte	Result	MQL	SPK Val	SPK Ref Value	%REC	Control Limit	RPD Ref Value	%RPD	RPD Limit	Qual
1,2-Dichloroethane	20.47	50	1000	0	2.05	70 - 127	19.46	0	20	JS
Benzene	963.4	50	1000	815.5	14.8	70 - 127	1039	7.51	20	S
Chlorobenzene	< 15	50	1000	0	0	70 - 114	0	0	20	S
Ethylbenzene	304.8	50	1000	268.3	3.65	70 - 124	347.5	13.1	20	S
Methylene chloride	83.77	100	1000	97.47	-1.37	70 - 128	108.3	0	20	JS
Toluene	139.1	50	1000	121.6	1.76	70 - 123	150.6	7.91	20	S
Xylenes, Total	516.8	50	3000	466.9	1.66	70 - 130	551.1	6.42	20	S
Surr: 1,2-Dichloroethane-d4	*1942*	*50*	*2500*	*0*	*77.7*	*70 - 126*	*2012*	*3.52*	*20*	
Surr: 4-Bromofluorobenzene	*1987*	*50*	*2500*	*0*	*79.5*	*77 - 113*	*2021*	*1.71*	*20*	
Surr: Dibromofluoromethane	*2273*	*50*	*2500*	*0*	*90.9*	*77 - 123*	*2294*	*0.908*	*20*	
Surr: Toluene-d8	*2377*	*50*	*2500*	*0*	*95.1*	*82 - 127*	*2406*	*1.21*	*20*	

The following samples were analyzed in this batch: HS22010621-15 HS22010621-16

Client: Golder Associates Inc.
Project: Houston TX-Wood Preserving Works
WorkOrder: **HS22010621**

QUALIFIERS, ACRONYMS, UNITS

Qualifier	Description
*	Value exceeds Regulatory Limit
a	Not accredited
B	Analyte detected in the associated Method Blank above the Reporting Limit
E	Value above quantitation range
H	Analyzed outside of Holding Time
J	Analyte detected below quantitation limit
M	Manually integrated, see raw data for justification
n	Not offered for accreditation
ND	Not Detected at the Reporting Limit
O	Sample amount is > 4 times amount spiked
P	Dual Column results percent difference > 40%
R	RPD above laboratory control limit
S	Spike Recovery outside laboratory control limits
U	Analyzed but not detected above the MDL/SDL

Acronym	Description
DCS	Detectability Check Study
DUP	Method Duplicate
LCS	Laboratory Control Sample
LCSD	Laboratory Control Sample Duplicate
MBLK	Method Blank
MDL	Method Detection Limit
MQL	Method Quantitation Limit
MS	Matrix Spike
MSD	Matrix Spike Duplicate
PDS	Post Digestion Spike
PQL	Practical Quantitaion Limit
SD	Serial Dilution
SDL	Sample Detection Limit
TRRP	Texas Risk Reduction Program

Unit Reported	Description
mg/L	Milligrams per Liter

CERTIFICATIONS,ACCREDITATIONS & LICENSES

Agency	Number	Expire Date
Arkansas	21-022-0	26-Mar-2022
Florida	E87611-33	30-Jun-2022
Illinois	2000322021-7	09-May-2022
Kansas	E-10352 2021-2022	31-Jul-2022
Kentucky	123043, 2021-2022	30-Apr-2022
Louisiana	03087, 2021-2022	30-Jun-2022
Texas	T104704231-21-28	30-Apr-2022

Sample Receipt Checklist

Work Order ID: HS22010621 **Date/Time Received:** **15-Jan-2022 09:00**

Client Name: PBW **Received by:** **Paresh M. Giga**

Completed By: /S/ Paresh M. Giga (eSignature) 15-Jan-2022 11:56 (Date/Time) **Reviewed by:** _____ (eSignature) _____ (Date/Time)

Matrices: **GW/Water** Carrier name: **Client**

Shipping container/cooler in good condition?	Yes ☑	No ☐	Not Present ☐
Custody seals intact on shipping container/cooler?	Yes ☐	No ☐	Not Present ☑
Custody seals intact on sample bottles?	Yes ☐	No ☐	Not Present ☑
VOA/TX1005/TX1006 Solids in hermetically sealed vials?	Yes ☐	No ☐	Not Present ☑
Chain of custody present?	Yes ☑	No ☐	2 Page(s)
Chain of custody signed when relinquished and received?	Yes ☑	No ☐	COC IDs:258759/254681
Samplers name present on COC?	Yes ☑	No ☐	
Chain of custody agrees with sample labels?	Yes ☑	No ☐	
Samples in proper container/bottle?	Yes ☑	No ☐	
Sample containers intact?	Yes ☑	No ☐	
Sufficient sample volume for indicated test?	Yes ☑	No ☐	
All samples received within holding time?	Yes ☑	No ☐	
Container/Temp Blank temperature in compliance?	Yes ☑	No ☐	

Temperature(s)/Thermometer(s):	0.2C; 0.4c; 0.1C; 0.2C; 0.1C U/C	IR31
Cooler(s)/Kit(s):	44118/45901/46730/45037/45648	
Date/Time sample(s) sent to storage:	1/15/2022 12:25	

Water - VOA vials have zero headspace?	Yes ☑	No ☐	No VOA vials submitted ☐
Water - pH acceptable upon receipt?	Yes ☐	No ☑	N/A ☐
pH adjusted?	Yes ☑	No ☐	N/A ☐
pH adjusted by:	Si Ma		

Login Notes:
WG-1620-MW70B-20220113 not checked off for analysis.
Logged in per DW.
No times on 2nd COC. Logged in per times on labels.
WG-1620-MW18C-20220113 Metals pH >2 (7)
Pres'd with 0.5ml HNO3 1/15/22 @ 11:00am
Final pH (1)

Client Contacted: Date Contacted: Person Contacted:

Contacted By: Regarding:

Comments:

Corrective Action:

Cincinnati, OH +1 513 733 5336
Everett, WA +1 425 356 2600
Fort Collins, CO +1 970 490 1511
Holland, MI +1 616 399 6070

Chain of Custody Form

Page 1 of 2

COC ID: 258759

HS22010621

Golder Associates Inc.
Houston TX-Wood Preserving Works

ALS Project Manager:

Customer Information		Project Information	
Purchase Order	4300042071/Kevin Peterburs 1620-01	Project Name	Houston TX-Wood Preserving Works
Work Order		Project Number	1620-01-Rev0 SR 92688
Company Name	Golder Associates Inc.	Bill To Company	Union Pacific Railroad- A/P
Send Report To	Eric Matzner	Invoice Attn	Accounts Payable
Address	2201 Double Creek Drive Suite 4004	Address	1400 Douglas Street Stop 0750
City/State/Zip	Round Rock, TX 78664	City/State/Zip	Omaha NE 681790750
Phone	(512) 671-3434	Phone	
Fax	(512) 671-3446	Fax	
e-Mail Address	Eric_Matzner@golder.com	e-Mail Address	

A	8260_LL_W (5632528 VOC Site Specific)
B	8260_LL_W (5632528 VOC Site Specific + V.C.)
C	8270_LOW_W (5632532 SemiVolatiles Site specific)
D	ICP_TW (5636002 Metals - As)
E	5636002 5652646 Metals - As, Ca, Fe, Mg, Mn, K, Na
F	9056_anions_W (5652642 Anions-*NO3*, *NO2*, Cl, F, SO4)
G	ALK_W 2320B (5635964 Alkalinity (T, CO3, HCO3))
H	
I	
J	

No.	Sample Description	Date	Time	Matrix	Pres.	# Bottles	A	B	C	D	E	F	G	H	I	J	Hold
1	WQ-1620-TB06 - 20220113			Water	1,8	2	X										
2	WG-1620- FB06 - 20220112	1-12-22	1715	Groundwa	1,2,8	6	X		X	X							
3	WG-1620-MW17C-20220113	1-13-22	0745	GW		6		X	X	X							
4	WG-1620-MW23C-20220113	1-13-22	0835	GW		6	X		X	X							
5	WG-1620-MW19C-20220113	1-13-22	0925	GW		6	X		X	X							
6	WG-1620-MW72B-20220113	1-13-22	1015	GW		6	X		X	X							
7	WG-1620-MW57B-20220113	1-13-22	1105	GW		6	X		X	X							
8	WG-1620-MW18C-20220113	1-13-22	1235	GW		6	X		X	X							
9	WG-1620-MW70C-20220113	1-13-22	1335	GW		6	X		X	X							
0	WG-1620-MW70B-20220113	1-13-22	1420	GW		6	X		X	X							

Sampler(s) Please Print & Sign: JOHN BRAYTON

Shipment Method: HAND DELIVERED

Required Turnaround Time: (Check Box) [X] STD 10 Wk Days [ ] 5 Wk Days [ ] 2 Wk Days [ ] 24 Hour [ ] Other

Results Due Date:

Relinquished by: Date: 1-15-22 Time: 09:00 Received by:

Relinquished by: Date: Time: Received by (Laboratory): 1/15/2022 09:00

Logged by (Laboratory): Date: Time: Checked by (Laboratory):

Notes: UPRR HWPW 1620-01

Cooler ID	Cooler Temp.
	0°C
44118	0.2°
45901	0.4°
46730	0.1°
45037	0.2°

QC Package: (Check One Box Below)
- [ ] Level II Std QC
- [ ] Level III Std QC/Raw Data
- [ ] Level IV SW846/CLP
- [ ] Other
- [X] TRRP Checklist
- [ ] TRRP Level IV

Preservative Key: 1-HCl 2-HNO_3 3-H_2SO_4 4-NaOH 5-$Na_2S_2O_3$ 6-$NaHSO_4$ 7-Other 8-4°C 9-5035

Note:
1. Any changes must be made in writing once samples and COC Form have been submitted to ALS Environmental.
2. Unless otherwise agreed in a formal contract, services provided by ALS Environmental are expressly limited to the terms and conditions stated on the reverse.
3. The Chain of Custody is a legal document. All information must be completed accurately.

Copyright 2011 by ALS Environmental.

Cincinnati, OH +1 513 733 5336
Everett, WA +1 425 356 2600
Fort Collins, CO +1 970 490 1511
Holland, MI +1 616 399 6070

Chain of Custody Form

Page 2 of 2

COC ID: 254681

HS22010621

Golder Associates Inc.
Houston TX-Wood Preserving Works

ALS Project Manager:

Customer Information		Project Information	
Purchase Order	4300042071/Kevin Peterburs 1620	Project Name	Houston TX-Wood Preserving Works
Work Order		Project Number	1620-01-Rev0 SR 92688
Company Name	Golder Associates Inc.	Bill To Company	Union Pacific Railroad- A/P
Send Report To	Eric Matzner	Invoice Attn	Accounts Payable
Address	2201 Double Creek Drive Suite 4004	Address	1400 Douglas Street Stop 0750
City/State/Zip	Round Rock, TX 78664	City/State/Zip	Omaha NE 681790750
Phone	(512) 671-3434	Phone	
Fax	(512) 671-3446	Fax	
e-Mail Address	Eric_Matzner@golder.com	e-Mail Address	

A	8260_LL_W (5632528 VOC Site Specific)
B	8260_LL_W (5632528 VOC Site Specific + V.C.)
C	8270_LOW_W (5632532 SemiVolatiles Site specific)
D	ICP_TW (5636002 Metals - As)
E	5636002 5652646 Metals - As, Ca, Fe, Mg, Mn, K, Na
F	9056_anions_W (5652642 Anions-*NO3*, *NO2*, Cl, F, SO4)
G	ALK_W 2320B (5635964 Alkalinity (T, CO3, HCO3))
H	MS | MS
I	
J	

No.	Sample Description	Date	Time	Matrix	Pres.	# Bottles	A	B	C	D	E	F	G	H	I	J	Hold
1	~~WG-1620-TB~~			Water	1,8	2											
2	WG-1620- MW68C-20220113	1-13-22		Groundwa	1,2,8	6	X		X	X							
3	WG-1620-MW68B-20220113	1-13-22		GW		6	X		X	X							
4	WG-1620- FB07-20220113	1-13-22		GW		6		X	X	X							
5	WG-1620-MW63B-20220114	1-14-22		GW		6	X		X	X							
6	WG-1620- MW93B-20220114	1-14-22		GW		6	X		X	X							
7	WG-1620-MW92B-20220114	1-14-22		GW		6	X		X	X							
8	WG-1620-MW90B-20220114	1-14-22		GW		6	X		X	X							
9	WG-1620-MW89B-20220114	1-14-22		GW		6	X		X	X							
10	WG-1620-MW88B-20220114	1-14-22		GW		6	X		X	X				X			

Sampler(s) Please Print & Sign: JOHN BRAYTON

Shipment Method: HAND DELIVERED

Required Turnaround Time: (Check Box) [X] STD 10 Wk Days [ ] 5 Wk Days [ ] 2 Wk Days [ ] 24 Hour [ ] Other

Results Due Date:

Relinquished by: Date: 1-15-22 Time: 09:00 Received by:

Relinquished by: Date: Time: Received by (Laboratory): 1/15/2022 09:00

Logged by (Laboratory): Date: Time: Checked by (Laboratory):

Notes: UPRR HWPW 1620-01

Cooler ID	Cooler Temp.

QC Package: (Check One Box Below)
[ ] Level II Std QC
[ ] Level III Std QC/Raw Date
[ ] Level IV SW846/CLP
[ ] Other
[X] TRRP Checklist
[ ] TRRP Level IV

Preservative Key: 1-HCl 2-HNO_3 3-H_2SO_4 4-NaOH 5-$Na_2S_2O_3$ 6-$NaHSO_4$ 7-Other 8-4°C 9-5035

ote: 1. Any changes must be made in writing once samples and COC Form have been submitted to ALS Environmental.
2. Unless otherwise agreed in a formal contract, services provided by ALS Environmental are expressly limited to the terms and conditions stated on the reverse.
3. The Chain of Custody is a legal document. All information must be completed accurately.

Copyright 2011 by ALS Environmental.

10450 Stancliff Rd. Suite 210
Houston, TX 77099
T: +1 281 530 5656
F: +1 281 530 5887

February 07, 2022

Eric Matzner
Golder Associates Inc.
2201 Double Creek Drive
Suite 4004
Round Rock, TX 78664

Work Order: **HS22010909**

Laboratory Results for: **Houston TX-Wood Preserving Works**

Dear Eric Matzner,

ALS Environmental received 13 sample(s) on Jan 21, 2022 for the analysis presented in the following report.

The analytical data provided relates directly to the samples received by ALS Environmental and for only the analyses requested. Results are expressed as "as received" unless otherwise noted.

QC sample results for this data met EPA or laboratory specifications except as noted in the Case Narrative or as noted with qualifiers in the QC batch information. Should this laboratory report need to be reproduced, it should be reproduced in full unless written approval has been obtained by ALS Environmental. Samples will be disposed in 30 days unless storage arrangements are made.

If you have any questions regarding this report, please feel free to call me.

Sincerely,

Generated By: JUMOKE.LAWAL

Dane J. Wacasey

Client:	Golder Associates Inc.	**TRRP Laboratory Data Package Cover Page**
Project:	Houston TX-Wood Preserving Works	
WorkOrder:	**HS22010909**	

This data package consists of all or some of the following as applicable:

This signature page, the laboratory review checklist, and the following reportable data:

R1 Field chain-of-custody documentation;

R2 Sample identification cross-reference;

R3 Test reports (analytical data sheets) for each environmental sample that includes:

a) Items consistent with NELAC Chapter 5,
b) dilution factors,
c) preparation methods,
d) cleanup methods, and
e) if required for the project, tentatively identified compounds (TICs).

R4 Surrogate recovery data including:

a) Calculated recovery (%R), and
b) The laboratory's surrogate QC limits.

R5 Test reports/summary forms for blank samples;

R6 Test reports/summary forms for laboratory control samples (LCSs) including:

a) LCS spiking amounts,
b) Calculated %R for each analyte, and
c)The laboratory's LCS QC limits.

R7 Test reports for project matrix spike/matrix spike duplicates (MS/MSDs) including:

a) Samples associated with the MS/MSD clearly identified,
b) MS/MSD spiking amounts,
c) Concentration of each MS/MSD analyte measured in the parent and spiked samples,
d) Calculated %Rs and relative percent differences (RPDs), and
e) The laboratory's MS/MSD QC limits.

R8 Laboratory analytical duplicate (if applicable) recovery and precision:

a) the amount of analyte measured in the duplicate,
b) the calculated RPD, and
c) the laboratory's QC limits for analytical duplicates.

R9 List of method quantitation limits (MQLs) and detectability check sample results for each analyte for each method and matrix.

R10 Other problems or anomalies.
The Exception Report for each "No" or "Not Reviewed (NR)" item in Laboratory Review Checklist and for each analyte, matrix, and method for which the laboratory does not hold NELAC accreditation under the Texas Laboratory Accreditation Program.

Client:	Golder Associates Inc.	**TRRP Laboratory Data Package Cover Page**
Project:	Houston TX-Wood Preserving Works	
WorkOrder:	**HS22010909**	

Release Statement: I am responsible for the release of this laboratory data package. This laboratory is NELAC accredited under the Texas Laboratory Accreditation Program for all the methods, analytes and matrices reported in this data package except as noted in the Exception Reports. The data have been reviewed and are technically compliant with the requirements of the methods used, except where noted by the laboratory in the attached exception reports. By my signature below, I affirm to the best of my knowledge, all problems/anomalies, observed by the laboratory have been identified by the laboratory in the Laboratory Review Checklist, and no information affecting the quality of the data has been knowingly withheld.

Check, if applicable: [NA] This laboratory meets an exception under 30 TAC §25.6 and was last inspected by [ ] TCEQ or [ ] _____ on (enter date of last inspection). Any findings affecting the data in this laboratory data package are noted in the Exception Reports herein. The official signing the cover page of the report in which these data are used is responsible for releasing this data package and is by signature affirming the above release statement is true.

Dane J. Wacasey

Laboratory Review Checklist: Reportable Data	
Laboratory Name: ALS Laboratory Group	LRC Date: 02/07/2022
Project Name: Houston TX-Wood Preserving Works	Laboratory Job Number: HS22010909
Reviewer Name: Dane Wacasey	Prep Batch Number(s): 174693,174709,174982,R400845,R400895,R401194

#[1]	A[2]	Description	Yes	No	NA[3]	NR[4]	ER#[5]
R1	OI	**Chain-of-custody (C-O-C)**					
		Did samples meet the laboratory's standard conditions of sample acceptability upon receipt?	X				
		Were all departures from standard conditions described in an exception report?	X				
R2	OI	**Sample and quality control (QC) identification**					
		Are all field sample ID numbers cross-referenced to the laboratory ID numbers?	X				
		Are all laboratory ID numbers cross-referenced to the corresponding QC data?	X				
R3	OI	**Test reports**					
		Were all samples prepared and analyzed within holding times?	X				
		Other than those results < MQL, were all other raw values bracketed by calibration standards?	X				
		Were calculations checked by a peer or supervisor?	X				
		Were all analyte identifications checked by a peer or supervisor?	X				
		Were sample detection limits reported for all analytes not detected?	X				
		Were all results for soil and sediment samples reported on a dry weight basis?			X		
		Were % moisture (or solids) reported for all soil and sediment samples?			X		
		Were bulk soils/solids samples for volatile analysis extracted with methanol per SW-846 Method 5035?			X		
		If required for the project, TICs reported?			X		
R4	O	**Surrogate recovery data**					
		Were surrogates added prior to extraction?	X				
		Were surrogate percent recoveries in all samples within the laboratory QC limits?	X				
R5	OI	**Test reports/summary forms for blank samples**					
		Were appropriate type(s) of blanks analyzed?	X				
		Were blanks analyzed at the appropriate frequency?	X				
		Were method blanks taken through the entire analytical process, including preparation and, if applicable, cleanup procedures?	X				
		Were blank concentrations < MQL?	X				
R6	OI	**Laboratory control samples (LCS):**					
		Were all COCs included in the LCS?	X				
		Was each LCS taken through the entire analytical procedure, including prep and cleanup steps?	X				
		Were LCSs analyzed at the required frequency?	X				
		Were LCS (and LCSD, if applicable) %Rs within the laboratory QC limits?	X				
		Does the detectability data document the laboratory's capability to detect the COCs at the MDL used to calculate the SDLs?	X				
		Was the LCSD RPD within QC limits?	X				
R7	OI	**Matrix spike (MS) and matrix spike duplicate (MSD) data**					
		Were the project/method specified analytes included in the MS and MSD?	X				
		Were MS/MSD analyzed at the appropriate frequency?		X			1
		Were MS (and MSD, if applicable) %Rs within the laboratory QC limits?		X			2
		Were MS/MSD RPDs within laboratory QC limits?		X			3
R8	OI	**Analytical duplicate data**					
		Were appropriate analytical duplicates analyzed for each matrix?	X				
		Were analytical duplicates analyzed at the appropriate frequency?	X				
		Were RPDs or relative standard deviations within the laboratory QC limits?	X				
R9	OI	**Method quantitation limits (MQLs):**					
		Are the MQLs for each method analyte included in the laboratory data package?	X				
		Do the MQLs correspond to the concentration of the lowest non-zero calibration standard?	X				
		Are unadjusted MQLs and DCSs included in the laboratory data package?	X				
R10	OI	**Other problems/anomalies**					
		Are all known problems/anomalies/special conditions noted in this LRC and ER?	X				
		Were all necessary corrective actions performed for the reported data?	X				
		Was applicable and available technology used to lower the SDL and minimize the matrix interference affects on the sample results?	X				
		Is the laboratory NELAC-accredited under the Texas Laboratory Program for the analytes, matrices and methods associated with this laboratory data package?	X				

Laboratory Review Checklist: Supporting Data	
Laboratory Name: ALS Laboratory Group	LRC Date: 02/07/2022
Project Name: Houston TX-Wood Preserving Works	Laboratory Job Number: HS22010909
Reviewer Name: Dane Wacasey	Prep Batch Number(s): 174693,174709,174982,R400845,R400895,R401194

#[1]	A[2]	Description	Yes	No	NA[3]	NR[4]	ER#[5]
S1	OI	**Initial calibration (ICAL)**					
		Were response factors and/or relative response factors for each analyte within QC limits?	X				
		Were percent RSDs or correlation coefficient criteria met?	X				
		Was the number of standards recommended in the method used for all analytes?	X				
		Were all points generated between the lowest and highest standard used to calculate the curve?	X				
		Are ICAL data available for all instruments used?	X				
		Has the initial calibration curve been verified using an appropriate second source standard?	X				
S2	OI	**Initial and continuing calibration verification (ICCV and CCV) and continuing calibration blank (CCB)**					
		Was the CCV analyzed at the method-required frequency?	X				
		Were percent differences for each analyte within the method-required QC limits?	X				
		Was the ICAL curve verified for each analyte?	X				
		Was the absolute value of the analyte concentration in the inorganic CCB < MDL?		X			4
S3	O	**Mass spectral tuning:**					
		Was the appropriate compound for the method used for tuning?	X				
		Were ion abundance data within the method-required QC limits?	X				
S4	O	**Internal standards (IS):**					
		Were IS area counts and retention times within the method-required QC limits?	X				
S5	OI	**Raw data** (NELAC section 1 appendix A glossary, and section 5.12 or ISO/IEC 17025 section					
		Were the raw data (for example, chromatograms, spectral data) reviewed by an analyst?	X				
		Were data associated with manual integrations flagged on the raw data?	X				
S6	O	**Dual column confirmation**					
		Did dual column confirmation results meet the method-required QC?			X		
S7	O	**Tentatively identified compounds (TICs):**					
		If TICs were requested, were the mass spectra and TIC data subject to appropriate checks?			X		
S8	I	**Interference Check Sample (ICS) results:**					
		Were percent recoveries within method QC limits?	X				
S9	I	**Serial dilutions, post digestion spikes, and method of standard additions**					
		Were percent differences, recoveries, and the linearity within the QC limits specified in the method?		X			5
S10	OI	**Method detection limit (MDL) studies**					
		Was a MDL study performed for each reported analyte?	X				
		Is the MDL either adjusted or supported by the analysis of DCSs?	X				
S11	OI	**Proficiency test reports:**					
		Was the laboratory's performance acceptable on the applicable proficiency tests or evaluation studies?	X				
S12	OI	**Standards documentation**					
		Are all standards used in the analyses NIST-traceable or obtained from other appropriate sources?	X				
S13	OI	**Compound/analyte identification procedures**					
		Are the procedures for compound/analyte identification documented?	X				
S14	OI	**Demonstration of analyst competency (DOC)**					
		Was DOC conducted consistent with NELAC Chapter 5C or ISO/IEC 4?	X				
		Is documentation of the analyst's competency up-to-date and on file?	X				
S15	OI	**Verification/validation documentation for methods** (NELAC Chap 5 or ISO/IEC 17025 Section 5)					
		Are all the methods used to generate the data documented, verified, and validated, where applicable?	X				
S16	OI	**Laboratory standard operating procedures (SOPs):**					
		Are laboratory SOPs current and on file for each method performed?	X				

Items identified by the letter "R" must be included in the laboratory data package submitted in the TRRP-required report(s). Items identified by the letter "S" should be retained and made available upon request for the appropriate retention period.
O = Organic Analyses; I = Inorganic Analyses (and general chemistry, when applicable);
NA = Not Applicable;
NR = Not Reviewed;
R# = Exception Report identification number (an Exception Report should be completed for an item if "NR" or "No" is checked).

Laboratory Review Checklist: Exception Reports	
Laboratory Name: ALS Laboratory Group	LRC Date: 02/07/2022
Project Name: Houston TX-Wood Preserving Works	Laboratory Job Number: HS22010909
Reviewer Name: Dane Wacasey	Prep Batch Number(s): 174693,174709,174982,R400845,R400895,R401194

ER#[5]	Description
1	Batch 174693, Semivolatile Organics Method SW8270, LCS/LCSD were analyzed and reported in lieu of an MS/MSD for this batch.
2	Batch 174982, Metals Method SW6020, sample HS22010938-01, MS and MSD were performed on unrelated sample Batch R401194, Volatile Organics Method SW8260, sample WG-1620-MW12A-20220120, MS and MSD recovered outside the control limit for 1,2-Dichloroethane due to suspect matrix effect.
3	Batch 174709, Semivolatile Organics Method SW8270, sample HS22010974-12, MS/MSD RPD is for an unrelated sample
4	See Run Log and CCB Exceptions Report.
5	Batch 174982, Metals Method SW6020, sample HS22010938-01, PDS was performed on unrelated sample

Items identified by the letter "R" must be included in the laboratory data package submitted in the TRRP-required report(s). Items identified by the letter "S" should be retained and made available upon request for the appropriate retention period.
O = Organic Analyses; I = Inorganic Analyses (and general chemistry, when applicable);
NA = Not Applicable;
NR = Not Reviewed;
R# = Exception Report identification number (an Exception Report should be completed for an item if "NR" or "No" is checked).

FORM 13 - ANALYSIS RUN LOG

Client: Golder Associates Inc.
Project: Houston TX-Wood Preserving Works
WorkOrder: HS22010909
Start Date: 21-Jan-2022 End Date: 21-Jan-2022

Run ID:ICS-Integrion_400845
Instrument:ICS-Integrion
Method:SW9056

Sample No.	D/F	Time	FileID	Analytes
CCV 1	1	21-Jan-2022 12:27		CL FL NO2N NO3N NO3N/NO2N SO4
CCB 1	1	21-Jan-2022 12:34		CL FL NO2N NO3N NO3N/NO2N SO4
MBLK	1	21-Jan-2022 12:42		CL FL NO2N NO3N NO3N/NO2N SO4
LCS	1	21-Jan-2022 12:49		CL FL NO2N NO3N NO3N/NO2N SO4
WG-1620-MW12A-20220120	1	21-Jan-2022 13:27		CL FL NO2N NO3N NO3N/NO2N SO4
WG-1620-MW12A-20220120MS	1	21-Jan-2022 13:34		CL FL NO2N NO3N NO3N/NO2N SO4
WG-1620-MW12A-20220120MSD	1	21-Jan-2022 13:42		CL FL NO2N NO3N NO3N/NO2N SO4
WG-1620-MW13-20220120	1	21-Jan-2022 13:49		CL FL NO2N NO3N NO3N/NO2N SO4
CCB 2	1	21-Jan-2022 14:04		CL FL NO2N NO3N NO3N/NO2N SO4
WG-1620-MW05-20220120	1	21-Jan-2022 14:12		CL FL NO2N NO3N NO3N/NO2N SO4
WG-1620-MW04-20220120	1	21-Jan-2022 14:19		CL FL NO2N NO3N NO3N/NO2N SO4
WG-1620-MW09-20220120	1	21-Jan-2022 14:27		CL FL NO2N NO3N NO3N/NO2N SO4
WG-1620-MW91A-20220120	1	21-Jan-2022 14:34		CL FL NO2N NO3N NO3N/NO2N SO4
WG-1620-FD03-20220120	1	21-Jan-2022 14:42		CL FL NO2N NO3N NO3N/NO2N SO4
WG-1620-MW26A-20220120	1	21-Jan-2022 14:49		CL FL NO2N NO3N NO3N/NO2N SO4
WG-1620-MW84A-20220120	1	21-Jan-2022 14:57		CL FL NO2N NO3N NO3N/NO2N SO4
WG-1620-MW32AR-20220120	1	21-Jan-2022 15:04		CL FL NO2N NO3N NO3N/NO2N SO4
WG-1620-MW68A-20220120	1	21-Jan-2022 15:12		CL FL NO2N NO3N NO3N/NO2N SO4
CCV 2	1	21-Jan-2022 15:27		CL FL NO2N NO3N NO3N/NO2N SO4
CCB 3	1	21-Jan-2022 15:34		CL FL NO2N NO3N NO3N/NO2N SO4

CCB EXCEPTIONS REPORT

Client: Golder Associates Inc.
Project: Houston TX-Wood Preserving Works
WorkOrder: HS22010909

Run ID:ICS-Integrion_400845
Instrument:ICS-Integrion
Method:SW9056

CCB 1 Date: 21-Jan-2022 12:34 Seq: 6473539 D/F: 1 Units: ug/L

Analyte	Result	MDL	Report Limit
Nitrate/Nitrite (as N)	32.2	30	100
Nitrogen, Nitrite (As N)	32.2	30	100

CCB 2 Date: 21-Jan-2022 14:04 Seq: 6473547 D/F: 1 Units: ug/L

Analyte	Result	MDL	Report Limit
Nitrate/Nitrite (as N)	33	30	100
Nitrogen, Nitrite (As N)	33	30	100

CCB 3 Date: 21-Jan-2022 15:34 Seq: 6473558 D/F: 1 Units: ug/L

Analyte	Result	MDL	Report Limit
Nitrate/Nitrite (as N)	34	30	100
Nitrogen, Nitrite (As N)	34	30	100

FORM 13 - ANALYSIS RUN LOG

Client: Golder Associates Inc.
Project: Houston TX-Wood Preserving Works
WorkOrder: HS22010909
Start Date: 02-Feb-2022 End Date: 02-Feb-2022

Run ID:ICPMS06_401456
Instrument:ICPMS06
Method:SW6020A

Sample No.	D/F	Time	FileID	Analytes
LLICV2	1	02-Feb-2022 11:54	017LCV2.d	AS CA FE K MG MN NA
LLICV5	1	02-Feb-2022 11:56	018LCV5.d	AS CA FE K MG MN NA
ICB	1	02-Feb-2022 12:21	021_ICB.d	AS CA FE K MG MN NA
ICV	1	02-Feb-2022 12:25	022_ICV.d	AS CA FE K MG MN NA
ICSA	1	02-Feb-2022 12:31	024ICSA.d	AS CA FE K MG MN NA
ICSAB	1	02-Feb-2022 12:33	025ICSB.d	AS CA FE K MG MN NA
CCV 1	1	02-Feb-2022 12:40	028_CCV.d	AS CA FE K MG MN NA
CCB 1	1	02-Feb-2022 12:42	029_CCB.d	AS CA FE K MG MN NA
CCV 2	1	02-Feb-2022 13:03	037_CCV.d	AS CA FE K MG MN NA
CCB 2	1	02-Feb-2022 13:05	038_CCB.d	AS CA FE K MG MN NA
ICCV 3	1	02-Feb-2022 14:27	071_ICV.d	AS CA FE K MG MN NA
LLICCV2	1	02-Feb-2022 14:29	072LCV2.d	AS CA FE K MG MN NA
LLICCV5	1	02-Feb-2022 14:31	073LCV5.d	AS CA FE K MG MN NA
ICCB 3	1	02-Feb-2022 14:33	074_ICB.d	AS CA FE K MG MN NA
LLICCV5	1	02-Feb-2022 14:43	076LCV5.d	AS CA FE K MG MN NA
CCV 4	1	02-Feb-2022 15:35	102_CCV.d	AS CA FE K MG MN NA
CCB 4	1	02-Feb-2022 15:37	103_CCB.d	AS CA FE K MG MN NA
CCV 5	1	02-Feb-2022 15:39	104_CCV.d	AS CA FE K MG MN NA
CCV 6	1	02-Feb-2022 16:02	116_CCV.d	AS CA FE K MG MN NA
CCB 5	1	02-Feb-2022 16:04	117_CCB.d	AS CA FE K MG MN NA
CCV 7	1	02-Feb-2022 16:29	128_CCV.d	AS CA FE K MG MN NA
CCB 6	1	02-Feb-2022 16:31	129_CCB.d	AS CA FE K MG MN NA
CCV 8	1	02-Feb-2022 16:53	140_CCV.d	AS CA FE K MG MN NA
CCB 7	1	02-Feb-2022 16:55	141_CCB.d	AS CA FE K MG MN NA
CCV 9	1	02-Feb-2022 17:13	149_CCV.d	AS CA FE K MG MN NA
CCB 8	1	02-Feb-2022 17:15	150_CCB.d	AS CA FE K MG MN NA
CCV 10	1	02-Feb-2022 17:37	161_CCV.d	AS CA FE K MG MN NA
CCB 9	1	02-Feb-2022 17:39	162_CCB.d	AS CA FE K MG MN NA
CCV 11	1	02-Feb-2022 19:42	167_CCV.d	AS CA FE K MG MN NA
CCB 10	1	02-Feb-2022 19:44	168_CCB.d	AS CA FE K MG MN NA
CCV 12	1	02-Feb-2022 19:58	175_CCV.d	AS CA FE K MG MN NA
CCB 11	1	02-Feb-2022 19:59	176_CCB.d	AS CA FE K MG MN NA
CCV 13	1	02-Feb-2022 20:17	185_CCV.d	AS CA FE K MG MN NA
CCB 12	1	02-Feb-2022 20:19	186_CCB.d	AS CA FE K MG MN NA
CCV 14	1	02-Feb-2022 21:08	211_CCV.d	AS CA FE K MG MN NA
CCB 13	1	02-Feb-2022 21:10	212_CCB.d	AS CA FE K MG MN NA
MBLK-174982	1	02-Feb-2022 21:12	213SMPL.d	AS CA FE K MG MN NA
LCS-174982	1	02-Feb-2022 21:14	214SMPL.d	AS CA FE K MG MN NA
ZZZZZZMS	1	02-Feb-2022 21:18	216SMPL.d	AS CA FE K MG MN NA
ZZZZZZMSD	1	02-Feb-2022 21:20	217SMPL.d	AS CA FE K MG MN NA
ZZZZZZSD	5	02-Feb-2022 21:22	218SMPL.d	AS CA FE K MG MN
ZZZZZZPDS	1	02-Feb-2022 21:24	219SMPL.d	CA
CCV 15	1	02-Feb-2022 21:26	220_CCV.d	AS CA FE K MG MN NA
CCB 14	1	02-Feb-2022 21:28	221_CCB.d	AS CA FE K MG MN NA
CCV 16	1	02-Feb-2022 21:50	232_CCV.d	AS CA FE K MG MN NA
CCB 15	1	02-Feb-2022 21:52	233_CCB.d	AS CA FE K MG MN NA
CCV 17	1	02-Feb-2022 22:00	235_CCV.d	AS CA FE K MG MN NA
CCV 18	1	02-Feb-2022 22:10	240_CCV.d	AS CA FE K MG MN NA
CCB 16	1	02-Feb-2022 22:12	241_CCB.d	AS CA FE K MG MN NA
WG-1620-MW12A-20220120	1	02-Feb-2022 22:14	242SMPL.d	AS CA FE K MG MN NA

FORM 13 - ANALYSIS RUN LOG

Client: Golder Associates Inc.
Project: Houston TX-Wood Preserving Works
WorkOrder: HS22010909
Start Date: 02-Feb-2022 End Date: 02-Feb-2022

Run ID:ICPMS06_401456
Instrument:ICPMS06
Method:SW6020A

Sample No.	D/F	Time	FileID	Analytes
WG-1620-MW13-20220120	1	02-Feb-2022 22:16	243SMPL.d	AS CA FE K MG MN NA
WG-1620-MW05-20220120	1	02-Feb-2022 22:18	244SMPL.d	AS CA FE K MG MN NA
WG-1620-MW04-20220120	1	02-Feb-2022 22:20	245SMPL.d	AS CA FE K MG MN NA
WG-1620-MW09-20220120	1	02-Feb-2022 22:22	246SMPL.d	AS CA FE K MG MN NA
WG-1620-MW91A-20220120	1	02-Feb-2022 22:24	247SMPL.d	AS CA FE K MG MN NA
CCV 19	1	02-Feb-2022 22:28	249_CCV.d	AS CA FE K MG MN NA
CCB 17	1	02-Feb-2022 22:29	250_CCB.d	AS CA FE K MG MN NA
WG-1620-FD03-20220120	1	02-Feb-2022 22:31	251SMPL.d	AS CA FE K MG MN NA
WG-1620-MW26A-20220120	1	02-Feb-2022 22:33	252SMPL.d	AS CA FE K MG MN NA
WG-1620-MW84A-20220120	1	02-Feb-2022 22:35	253SMPL.d	AS CA FE K MG MN NA
WG-1620-MW32AR-20220120	1	02-Feb-2022 22:37	254SMPL.d	AS CA FE K MG MN NA
WG-1620-MW68A-20220120	1	02-Feb-2022 22:39	255SMPL.d	AS CA FE K MG MN NA
WG-1620-FB08-20220120	1	02-Feb-2022 22:41	256SMPL.d	AS
CCV 20	1	02-Feb-2022 22:49	260_CCV.d	AS CA FE K MG MN NA
CCB 18	1	02-Feb-2022 22:51	261_CCB.d	AS CA FE K MG MN NA
LLCCV2	1	02-Feb-2022 22:53	262LCV2.d	AS CA FE K MG MN NA
LLCCV5	1	02-Feb-2022 22:55	263LCV5.d	AS CA FE K MG MN NA
ICSA	1	02-Feb-2022 22:57	264ICSA.d	AS CA FE K MG MN NA
ICSAB	1	02-Feb-2022 22:59	265ICSB.d	AS CA FE K MG MN NA

CCB EXCEPTIONS REPORT

Client: Golder Associates Inc.
Project: Houston TX-Wood Preserving Works
WorkOrder: HS22010909

Run ID:ICPMS06_401456
Instrument:ICPMS06
Method:SW6020A

Sodium	131.6	14	200

CCB 13 Date: 02-Feb-2022 21:10 Seq: 6487277 D/F: 1 Units: ug/L

Analyte	Result	MDL	Report Limit
Potassium	24.16	18	200
Sodium	159.4	14	200

CCB 14 Date: 02-Feb-2022 21:28 Seq: 6487286 D/F: 1 Units: ug/L

Analyte	Result	MDL	Report Limit
Potassium	18.45	18	200
Sodium	376.7	14	200

CCB 15 Date: 02-Feb-2022 21:52 Seq: 6487298 D/F: 1 Units: ug/L

Analyte	Result	MDL	Report Limit
Magnesium	18.19	10	200
Potassium	61.88	18	200
Sodium	660.1	14	200

CCB 16 Date: 02-Feb-2022 22:12 Seq: 6487250 D/F: 1 Units: ug/L

Analyte	Result	MDL	Report Limit
Potassium	36.79	18	200
Sodium	258.1	14	200

CCB 17 Date: 02-Feb-2022 22:29 Seq: 6487259 D/F: 1 Units: ug/L

Analyte	Result	MDL	Report Limit
Sodium	197.3	14	200

CCB 18 Date: 02-Feb-2022 22:51 Seq: 6487270 D/F: 1 Units: ug/L

Analyte	Result	MDL	Report Limit
Sodium	152.6	14	200

Client: Golder Associates Inc.
Project: Houston TX-Wood Preserving Works
Work Order: HS22010909

SAMPLE SUMMARY

Lab Samp ID	Client Sample ID	Matrix	TagNo	Collection Date	Date Received	Hold
HS22010909-01	WQ-1620-TB07-20220120	Water	CG-121321-153	20-Jan-2022 00:00	21-Jan-2022 08:00	☐
HS22010909-02	WG-1620-MW12A-20220120	Groundwater		20-Jan-2022 07:55	21-Jan-2022 08:00	☐
HS22010909-03	WG-1620-MW13-20220120	Groundwater		20-Jan-2022 08:35	21-Jan-2022 08:00	☐
HS22010909-04	WG-1620-MW05-20220120	Groundwater		20-Jan-2022 09:20	21-Jan-2022 08:00	☐
HS22010909-05	WG-1620-MW04-20220120	Groundwater		20-Jan-2022 10:10	21-Jan-2022 08:00	☐
HS22010909-06	WG-1620-MW09-20220120	Groundwater		20-Jan-2022 11:00	21-Jan-2022 08:00	☐
HS22010909-07	WG-1620-MW91A-20220120	Groundwater		20-Jan-2022 12:05	21-Jan-2022 08:00	☐
HS22010909-08	WG-1620-FD03-20220120	Groundwater		20-Jan-2022 12:05	21-Jan-2022 08:00	☐
HS22010909-09	WG-1620-MW26A-20220120	Groundwater		20-Jan-2022 13:05	21-Jan-2022 08:00	☐
HS22010909-10	WG-1620-MW84A-20220120	Groundwater		20-Jan-2022 14:00	21-Jan-2022 08:00	☐
HS22010909-11	WG-1620-MW32AR-20220120	Groundwater		20-Jan-2022 14:55	21-Jan-2022 08:00	☐
HS22010909-12	WG-1620-MW68A-20220120	Groundwater		20-Jan-2022 15:50	21-Jan-2022 08:00	☐
HS22010909-13	WG-1620-FB08-20220120	Water		20-Jan-2022 16:15	21-Jan-2022 08:00	☐

Client:	Golder Associates Inc.	**ANALYTICAL REPORT**
Project:	Houston TX-Wood Preserving Works	WorkOrder:HS22010909
Sample ID:	WQ-1620-TB07-20220120	Lab ID:HS22010909-01
Collection Date:	20-Jan-2022 00:00	Matrix:Water

ANALYSES	RESULT	QUAL	SDL	MQL	UNITS	DILUTION FACTOR	DATE ANALYZED
LOW LEVEL VOLATILES BY SW8260C		**Method:SW8260**					Analyst: AKP
1,2-Dichloroethane	< 0.00020		0.00020	0.0010	mg/L	1	28-Jan-2022 13:44
Benzene	< 0.00020		0.00020	0.0010	mg/L	1	28-Jan-2022 13:44
Chlorobenzene	< 0.00030		0.00030	0.0010	mg/L	1	28-Jan-2022 13:44
Ethylbenzene	< 0.00030		0.00030	0.0010	mg/L	1	28-Jan-2022 13:44
Methylene chloride	< 0.0010		0.0010	0.0020	mg/L	1	28-Jan-2022 13:44
Toluene	< 0.00020		0.00020	0.0010	mg/L	1	28-Jan-2022 13:44
Xylenes, Total	< 0.00030		0.00030	0.0010	mg/L	1	28-Jan-2022 13:44
Surr: 1,2-Dichloroethane-d4	*70.7*			*70-126*	*%REC*	*1*	*28-Jan-2022 13:44*
Surr: 4-Bromofluorobenzene	*79.7*			*77-113*	*%REC*	*1*	*28-Jan-2022 13:44*
Surr: Dibromofluoromethane	*95.5*			*77-123*	*%REC*	*1*	*28-Jan-2022 13:44*
Surr: Toluene-d8	*96.6*			*82-127*	*%REC*	*1*	*28-Jan-2022 13:44*

Note: See Qualifiers Page for a list of qualifiers and their explanation.

Client:	Golder Associates Inc.	**ANALYTICAL REPORT**
Project:	Houston TX-Wood Preserving Works	WorkOrder:HS22010909
Sample ID:	WG-1620-MW12A-20220120	Lab ID:HS22010909-02
Collection Date:	20-Jan-2022 07:55	Matrix:Groundwater

ANALYSES	RESULT	QUAL	SDL	MQL	UNITS	DILUTION FACTOR	DATE ANALYZED
LOW LEVEL VOLATILES BY SW8260C		**Method:SW8260**					Analyst: AKP
1,2-Dichloroethane	< 0.00020		0.00020	0.0010	mg/L	1	28-Jan-2022 11:57
Benzene	< 0.00020		0.00020	0.0010	mg/L	1	28-Jan-2022 11:57
Chlorobenzene	< 0.00030		0.00030	0.0010	mg/L	1	28-Jan-2022 11:57
Ethylbenzene	< 0.00030		0.00030	0.0010	mg/L	1	28-Jan-2022 11:57
Methylene chloride	< 0.0010		0.0010	0.0020	mg/L	1	28-Jan-2022 11:57
Toluene	< 0.00020		0.00020	0.0010	mg/L	1	28-Jan-2022 11:57
Xylenes, Total	< 0.00030		0.00030	0.0010	mg/L	1	28-Jan-2022 11:57
Surr: 1,2-Dichloroethane-d4	*79.0*			*70-126*	*%REC*	*1*	*28-Jan-2022 11:57*
Surr: 4-Bromofluorobenzene	*80.3*			*77-113*	*%REC*	*1*	*28-Jan-2022 11:57*
Surr: Dibromofluoromethane	*94.7*			*77-123*	*%REC*	*1*	*28-Jan-2022 11:57*
Surr: Toluene-d8	*95.6*			*82-127*	*%REC*	*1*	*28-Jan-2022 11:57*

Note: See Qualifiers Page for a list of qualifiers and their explanation.

Client:	Golder Associates Inc.	**ANALYTICAL REPORT**
Project:	Houston TX-Wood Preserving Works	WorkOrder:HS22010909
Sample ID:	WG-1620-MW12A-20220120	Lab ID:HS22010909-02
Collection Date:	20-Jan-2022 07:55	Matrix:Groundwater

ANALYSES	RESULT	QUAL	SDL	MQL	UNITS	DILUTION FACTOR	DATE ANALYZED
LOW-LEVEL SEMIVOLATILES BY 8270D		**Method:SW8270**			Prep:SW3510 / 24-Jan-2022		Analyst: GEY
1,2-Diphenylhydrazine	< 0.000021		0.000021	0.00020	mg/L	1	04-Feb-2022 20:29
2,4-Dimethylphenol	< 0.000040		0.000040	0.00020	mg/L	1	04-Feb-2022 20:29
2,4-Dinitrotoluene	< 0.000058		0.000058	0.00020	mg/L	1	04-Feb-2022 20:29
2,6-Dinitrotoluene	< 0.000042		0.000042	0.00020	mg/L	1	04-Feb-2022 20:29
2-Chloronaphthalene	< 0.000021		0.000021	0.00020	mg/L	1	04-Feb-2022 20:29
2-Methylnaphthalene	**0.018**		**0.00019**	**0.0010**	**mg/L**	10	07-Feb-2022 13:25
4,6-Dinitro-2-methylphenol	< 0.000020		0.000020	0.00020	mg/L	1	04-Feb-2022 20:29
4-Nitrophenol	< 0.000047		0.000047	0.0010	mg/L	1	04-Feb-2022 20:29
Acenaphthene	**0.095**		**0.00027**	**0.0010**	**mg/L**	10	07-Feb-2022 13:25
Acenaphthylene	**0.0013**		**0.000015**	**0.00010**	**mg/L**	1	04-Feb-2022 20:29
Anthracene	**0.0090**		**0.00014**	**0.0010**	**mg/L**	10	07-Feb-2022 13:25
Benz(a)anthracene	**0.00015**		**0.000050**	**0.00010**	**mg/L**	1	04-Feb-2022 20:29
Benzo(a)pyrene	< 0.000020		0.000020	0.00010	mg/L	1	04-Feb-2022 20:29
Bis(2-chloroethoxy)methane	< 0.000030		0.000030	0.00020	mg/L	1	04-Feb-2022 20:29
Bis(2-ethylhexyl)phthalate	< 0.000037		0.000037	0.00020	mg/L	1	04-Feb-2022 20:29
Chrysene	**0.00018**		**0.000021**	**0.00010**	**mg/L**	1	04-Feb-2022 20:29
Dibenzofuran	**0.067**		**0.00020**	**0.0010**	**mg/L**	10	07-Feb-2022 13:25
Di-n-butyl phthalate	< 0.000020		0.000020	0.00020	mg/L	1	04-Feb-2022 20:29
Fluoranthene	**0.0079**		**0.00010**	**0.0010**	**mg/L**	10	07-Feb-2022 13:25
Fluorene	**0.084**		**0.00030**	**0.0010**	**mg/L**	10	07-Feb-2022 13:25
Naphthalene	**0.00036**		**0.000020**	**0.00010**	**mg/L**	1	04-Feb-2022 20:29
Nitrobenzene	< 0.000024		0.000024	0.00020	mg/L	1	04-Feb-2022 20:29
N-Nitrosodiphenylamine	< 0.000025		0.000025	0.00020	mg/L	1	04-Feb-2022 20:29
Pentachlorophenol	< 0.000079		0.000079	0.00020	mg/L	1	04-Feb-2022 20:29
Phenanthrene	**0.038**		**0.00021**	**0.0010**	**mg/L**	10	07-Feb-2022 13:25
Phenol	< 0.000035		0.000035	0.00020	mg/L	1	04-Feb-2022 20:29
Pyrene	**0.0059**		**0.000019**	**0.00010**	**mg/L**	1	04-Feb-2022 20:29
Surr: 2,4,6-Tribromophenol	*78.3*			*34-129*	*%REC*	*1*	*04-Feb-2022 20:29*
Surr: 2,4,6-Tribromophenol	*58.9*			*34-129*	*%REC*	*10*	*07-Feb-2022 13:25*
Surr: 2-Fluorobiphenyl	*57.2*			*40-125*	*%REC*	*10*	*07-Feb-2022 13:25*
Surr: 2-Fluorobiphenyl	*89.8*			*40-125*	*%REC*	*1*	*04-Feb-2022 20:29*
Surr: 2-Fluorophenol	*78.1*			*20-120*	*%REC*	*1*	*04-Feb-2022 20:29*
Surr: 2-Fluorophenol	*73.5*			*20-120*	*%REC*	*10*	*07-Feb-2022 13:25*
Surr: 4-Terphenyl-d14	*81.0*			*40-135*	*%REC*	*10*	*07-Feb-2022 13:25*
Surr: 4-Terphenyl-d14	*111*			*40-135*	*%REC*	*1*	*04-Feb-2022 20:29*
Surr: Nitrobenzene-d5	*74.4*			*41-120*	*%REC*	*1*	*04-Feb-2022 20:29*
Surr: Nitrobenzene-d5	*80.2*			*41-120*	*%REC*	*10*	*07-Feb-2022 13:25*
Surr: Phenol-d6	*70.1*			*20-120*	*%REC*	*10*	*07-Feb-2022 13:25*
Surr: Phenol-d6	*64.2*			*20-120*	*%REC*	*1*	*04-Feb-2022 20:29*

Note: See Qualifiers Page for a list of qualifiers and their explanation.

Client:	Golder Associates Inc.	**ANALYTICAL REPORT**
Project:	Houston TX-Wood Preserving Works	WorkOrder:HS22010909
Sample ID:	WG-1620-MW12A-20220120	Lab ID:HS22010909-02
Collection Date:	20-Jan-2022 07:55	Matrix:Groundwater

ANALYSES	RESULT	QUAL	SDL	MQL	UNITS	DILUTION FACTOR	DATE ANALYZED
ICP-MS METALS BY SW6020A		**Method:SW6020A**			Prep:SW3010A / 02-Feb-2022		Analyst: JHD
Arsenic	**0.000953**	J	**0.000400**	**0.00200**	**mg/L**	1	02-Feb-2022 22:14
Calcium	**93.1**		**0.0340**	**0.500**	**mg/L**	1	02-Feb-2022 22:14
Iron	**0.611**		**0.0120**	**0.200**	**mg/L**	1	02-Feb-2022 22:14
Magnesium	**18.1**		**0.0100**	**0.200**	**mg/L**	1	02-Feb-2022 22:14
Manganese	**0.867**		**0.000700**	**0.00500**	**mg/L**	1	02-Feb-2022 22:14
Potassium	**0.134**	J	**0.0180**	**0.200**	**mg/L**	1	02-Feb-2022 22:14
Sodium	**45.5**		**0.0140**	**0.200**	**mg/L**	1	02-Feb-2022 22:14
ALKALINITY BY SM 2320B-2011		**Method:SM2320B**					Analyst: TH
Alkalinity, Bicarbonate (As CaCO3)	**402**		**5.00**	**5.00**	**mg/L**	1	24-Jan-2022 17:30
Alkalinity, Carbonate (As CaCO3)	< 5.00		5.00	5.00	mg/L	1	24-Jan-2022 17:30
Alkalinity, Total (As CaCO3)	**402**		**5.00**	**5.00**	**mg/L**	1	24-Jan-2022 17:30
ANIONS BY SW9056A		**Method:SW9056**					Analyst: YP
Chloride	**28.0**		**0.200**	**0.500**	**mg/L**	1	21-Jan-2022 13:27
Fluoride	**0.956**		**0.0500**	**0.100**	**mg/L**	1	21-Jan-2022 13:27
Nitrogen, Nitrate (As N)	**0.0372**	J	**0.0300**	**0.100**	**mg/L**	1	21-Jan-2022 13:27
Nitrogen, Nitrite (As N)	< 0.0300		0.0300	0.100	mg/L	1	21-Jan-2022 13:27
Sulfate	**3.06**		**0.200**	**0.500**	**mg/L**	1	21-Jan-2022 13:27
Nitrate/Nitrite (as N)	**0.0372**	J	**0.0300**	**0.100**	**mg/L**	1	21-Jan-2022 13:27

Note: See Qualifiers Page for a list of qualifiers and their explanation.

Client:	Golder Associates Inc.	**ANALYTICAL REPORT**
Project:	Houston TX-Wood Preserving Works	WorkOrder:HS22010909
Sample ID:	WG-1620-MW13-20220120	Lab ID:HS22010909-03
Collection Date:	20-Jan-2022 08:35	Matrix:Groundwater

ANALYSES	RESULT	QUAL	SDL	MQL	UNITS	DILUTION FACTOR	DATE ANALYZED
LOW LEVEL VOLATILES BY SW8260C		**Method:SW8260**					Analyst: AKP
1,2-Dichloroethane	< 0.00020		0.00020	0.0010	mg/L	1	28-Jan-2022 14:26
Benzene	< 0.00020		0.00020	0.0010	mg/L	1	28-Jan-2022 14:26
Chlorobenzene	< 0.00030		0.00030	0.0010	mg/L	1	28-Jan-2022 14:26
Ethylbenzene	< 0.00030		0.00030	0.0010	mg/L	1	28-Jan-2022 14:26
Methylene chloride	< 0.0010		0.0010	0.0020	mg/L	1	28-Jan-2022 14:26
Toluene	< 0.00020		0.00020	0.0010	mg/L	1	28-Jan-2022 14:26
Xylenes, Total	< 0.00030		0.00030	0.0010	mg/L	1	28-Jan-2022 14:26
Surr: 1,2-Dichloroethane-d4	*77.5*			*70-126*	*%REC*	*1*	*28-Jan-2022 14:26*
Surr: 4-Bromofluorobenzene	*79.2*			*77-113*	*%REC*	*1*	*28-Jan-2022 14:26*
Surr: Dibromofluoromethane	*94.4*			*77-123*	*%REC*	*1*	*28-Jan-2022 14:26*
Surr: Toluene-d8	*97.0*			*82-127*	*%REC*	*1*	*28-Jan-2022 14:26*

Note: See Qualifiers Page for a list of qualifiers and their explanation.

Client:	Golder Associates Inc.	**ANALYTICAL REPORT**
Project:	Houston TX-Wood Preserving Works	WorkOrder:HS22010909
Sample ID:	WG-1620-MW13-20220120	Lab ID:HS22010909-03
Collection Date:	20-Jan-2022 08:35	Matrix:Groundwater

ANALYSES	RESULT	QUAL	SDL	MQL	UNITS	DILUTION FACTOR	DATE ANALYZED
LOW-LEVEL SEMIVOLATILES BY 8270D		**Method:SW8270**			Prep:SW3510 / 24-Jan-2022		Analyst: GEY
1,2-Diphenylhydrazine	< 0.000021		0.000021	0.00020	mg/L	1	04-Feb-2022 20:47
2,4-Dimethylphenol	< 0.000040		0.000040	0.00020	mg/L	1	04-Feb-2022 20:47
2,4-Dinitrotoluene	< 0.000058		0.000058	0.00020	mg/L	1	04-Feb-2022 20:47
2,6-Dinitrotoluene	< 0.000042		0.000042	0.00020	mg/L	1	04-Feb-2022 20:47
2-Chloronaphthalene	< 0.000021		0.000021	0.00020	mg/L	1	04-Feb-2022 20:47
2-Methylnaphthalene	< 0.000019		0.000019	0.00010	mg/L	1	04-Feb-2022 20:47
4,6-Dinitro-2-methylphenol	< 0.000020		0.000020	0.00020	mg/L	1	04-Feb-2022 20:47
4-Nitrophenol	< 0.000047		0.000047	0.0010	mg/L	1	04-Feb-2022 20:47
Acenaphthene	< 0.000027		0.000027	0.00010	mg/L	1	04-Feb-2022 20:47
Acenaphthylene	< 0.000015		0.000015	0.00010	mg/L	1	04-Feb-2022 20:47
Anthracene	< 0.000014		0.000014	0.00010	mg/L	1	04-Feb-2022 20:47
Benz(a)anthracene	< 0.000050		0.000050	0.00010	mg/L	1	04-Feb-2022 20:47
Benzo(a)pyrene	< 0.000020		0.000020	0.00010	mg/L	1	04-Feb-2022 20:47
Bis(2-chloroethoxy)methane	< 0.000030		0.000030	0.00020	mg/L	1	04-Feb-2022 20:47
Bis(2-ethylhexyl)phthalate	< 0.000037		0.000037	0.00020	mg/L	1	04-Feb-2022 20:47
Chrysene	< 0.000021		0.000021	0.00010	mg/L	1	04-Feb-2022 20:47
Dibenzofuran	< 0.000020		0.000020	0.00010	mg/L	1	04-Feb-2022 20:47
Di-n-butyl phthalate	< 0.000020		0.000020	0.00020	mg/L	1	04-Feb-2022 20:47
Fluoranthene	< 0.000010		0.000010	0.00010	mg/L	1	04-Feb-2022 20:47
Fluorene	< 0.000030		0.000030	0.00010	mg/L	1	04-Feb-2022 20:47
Naphthalene	< 0.000020		0.000020	0.00010	mg/L	1	04-Feb-2022 20:47
Nitrobenzene	< 0.000024		0.000024	0.00020	mg/L	1	04-Feb-2022 20:47
N-Nitrosodiphenylamine	< 0.000025		0.000025	0.00020	mg/L	1	04-Feb-2022 20:47
Pentachlorophenol	< 0.000079		0.000079	0.00020	mg/L	1	04-Feb-2022 20:47
Phenanthrene	< 0.000021		0.000021	0.00010	mg/L	1	04-Feb-2022 20:47
Phenol	< 0.000035		0.000035	0.00020	mg/L	1	04-Feb-2022 20:47
Pyrene	< 0.000019		0.000019	0.00010	mg/L	1	04-Feb-2022 20:47
Surr: 2,4,6-Tribromophenol	*87.7*			*34-129*	*%REC*	*1*	*04-Feb-2022 20:47*
Surr: 2-Fluorobiphenyl	*91.8*			*40-125*	*%REC*	*1*	*04-Feb-2022 20:47*
Surr: 2-Fluorophenol	*83.5*			*20-120*	*%REC*	*1*	*04-Feb-2022 20:47*
Surr: 4-Terphenyl-d14	*108*			*40-135*	*%REC*	*1*	*04-Feb-2022 20:47*
Surr: Nitrobenzene-d5	*76.3*			*41-120*	*%REC*	*1*	*04-Feb-2022 20:47*
Surr: Phenol-d6	*65.1*			*20-120*	*%REC*	*1*	*04-Feb-2022 20:47*

Note: See Qualifiers Page for a list of qualifiers and their explanation.

Client:	Golder Associates Inc.	**ANALYTICAL REPORT**
Project:	Houston TX-Wood Preserving Works	WorkOrder:HS22010909
Sample ID:	WG-1620-MW13-20220120	Lab ID:HS22010909-03
Collection Date:	20-Jan-2022 08:35	Matrix:Groundwater

ANALYSES	RESULT	QUAL	SDL	MQL	UNITS	DILUTION FACTOR	DATE ANALYZED
ICP-MS METALS BY SW6020A		**Method:SW6020A**			Prep:SW3010A / 02-Feb-2022		Analyst: JHD
Arsenic	**0.00618**		**0.000400**	**0.00200**	**mg/L**	1	02-Feb-2022 22:16
Calcium	**78.0**		**0.0340**	**0.500**	**mg/L**	1	02-Feb-2022 22:16
Iron	**0.320**		**0.0120**	**0.200**	**mg/L**	1	02-Feb-2022 22:16
Magnesium	**17.9**		**0.0100**	**0.200**	**mg/L**	1	02-Feb-2022 22:16
Manganese	**1.27**		**0.000700**	**0.00500**	**mg/L**	1	02-Feb-2022 22:16
Potassium	**0.211**		**0.0180**	**0.200**	**mg/L**	1	02-Feb-2022 22:16
Sodium	**106**		**0.0140**	**0.200**	**mg/L**	1	02-Feb-2022 22:16
ALKALINITY BY SM 2320B-2011		**Method:SM2320B**					Analyst: TH
Alkalinity, Bicarbonate (As CaCO3)	**476**		**5.00**	**5.00**	**mg/L**	1	24-Jan-2022 17:38
Alkalinity, Carbonate (As CaCO3)	< 5.00		5.00	5.00	mg/L	1	24-Jan-2022 17:38
Alkalinity, Total (As CaCO3)	**476**		**5.00**	**5.00**	**mg/L**	1	24-Jan-2022 17:38
ANIONS BY SW9056A		**Method:SW9056**					Analyst: YP
Chloride	**27.1**		**0.200**	**0.500**	**mg/L**	1	21-Jan-2022 13:49
Fluoride	**0.968**		**0.0500**	**0.100**	**mg/L**	1	21-Jan-2022 13:49
Nitrogen, Nitrate (As N)	**0.0421**	J	**0.0300**	**0.100**	**mg/L**	1	21-Jan-2022 13:49
Nitrogen, Nitrite (As N)	< 0.0300		0.0300	0.100	mg/L	1	21-Jan-2022 13:49
Sulfate	**32.8**		**0.200**	**0.500**	**mg/L**	1	21-Jan-2022 13:49
Nitrate/Nitrite (as N)	**0.0421**	J	**0.0300**	**0.100**	**mg/L**	1	21-Jan-2022 13:49

Note: See Qualifiers Page for a list of qualifiers and their explanation.

Client:	Golder Associates Inc.	**ANALYTICAL REPORT**
Project:	Houston TX-Wood Preserving Works	WorkOrder:HS22010909
Sample ID:	WG-1620-MW05-20220120	Lab ID:HS22010909-04
Collection Date:	20-Jan-2022 09:20	Matrix:Groundwater

ANALYSES	RESULT	QUAL	SDL	MQL	UNITS	DILUTION FACTOR	DATE ANALYZED
LOW LEVEL VOLATILES BY SW8260C		**Method:SW8260**					Analyst: AKP
1,2-Dichloroethane	< 0.00020		0.00020	0.0010	mg/L	1	28-Jan-2022 14:47
Benzene	< 0.00020		0.00020	0.0010	mg/L	1	28-Jan-2022 14:47
Chlorobenzene	< 0.00030		0.00030	0.0010	mg/L	1	28-Jan-2022 14:47
Ethylbenzene	< 0.00030		0.00030	0.0010	mg/L	1	28-Jan-2022 14:47
Methylene chloride	< 0.0010		0.0010	0.0020	mg/L	1	28-Jan-2022 14:47
Toluene	< 0.00020		0.00020	0.0010	mg/L	1	28-Jan-2022 14:47
Xylenes, Total	< 0.00030		0.00030	0.0010	mg/L	1	28-Jan-2022 14:47
Surr: 1,2-Dichloroethane-d4	*76.5*			*70-126*	*%REC*	*1*	*28-Jan-2022 14:47*
Surr: 4-Bromofluorobenzene	*78.9*			*77-113*	*%REC*	*1*	*28-Jan-2022 14:47*
Surr: Dibromofluoromethane	*92.3*			*77-123*	*%REC*	*1*	*28-Jan-2022 14:47*
Surr: Toluene-d8	*96.2*			*82-127*	*%REC*	*1*	*28-Jan-2022 14:47*

Note: See Qualifiers Page for a list of qualifiers and their explanation.

Client:	Golder Associates Inc.	**ANALYTICAL REPORT**
Project:	Houston TX-Wood Preserving Works	WorkOrder:HS22010909
Sample ID:	WG-1620-MW05-20220120	Lab ID:HS22010909-04
Collection Date:	20-Jan-2022 09:20	Matrix:Groundwater

ANALYSES	RESULT	QUAL	SDL	MQL	UNITS	DILUTION FACTOR	DATE ANALYZED
LOW-LEVEL SEMIVOLATILES BY 8270D		**Method:SW8270**			Prep:SW3510 / 24-Jan-2022		Analyst: GEY
1,2-Diphenylhydrazine	< 0.000021		0.000021	0.00020	mg/L	1	04-Feb-2022 21:05
2,4-Dimethylphenol	< 0.000040		0.000040	0.00020	mg/L	1	04-Feb-2022 21:05
2,4-Dinitrotoluene	< 0.000058		0.000058	0.00020	mg/L	1	04-Feb-2022 21:05
2,6-Dinitrotoluene	< 0.000042		0.000042	0.00020	mg/L	1	04-Feb-2022 21:05
2-Chloronaphthalene	< 0.000021		0.000021	0.00020	mg/L	1	04-Feb-2022 21:05
2-Methylnaphthalene	< 0.000019		0.000019	0.00010	mg/L	1	04-Feb-2022 21:05
4,6-Dinitro-2-methylphenol	< 0.000020		0.000020	0.00020	mg/L	1	04-Feb-2022 21:05
4-Nitrophenol	< 0.000047		0.000047	0.0010	mg/L	1	04-Feb-2022 21:05
Acenaphthene	**0.000068**	J	**0.000027**	**0.00010**	**mg/L**	1	04-Feb-2022 21:05
Acenaphthylene	< 0.000015		0.000015	0.00010	mg/L	1	04-Feb-2022 21:05
Anthracene	< 0.000014		0.000014	0.00010	mg/L	1	04-Feb-2022 21:05
Benz(a)anthracene	< 0.000050		0.000050	0.00010	mg/L	1	04-Feb-2022 21:05
Benzo(a)pyrene	< 0.000020		0.000020	0.00010	mg/L	1	04-Feb-2022 21:05
Bis(2-chloroethoxy)methane	< 0.000030		0.000030	0.00020	mg/L	1	04-Feb-2022 21:05
Bis(2-ethylhexyl)phthalate	< 0.000037		0.000037	0.00020	mg/L	1	04-Feb-2022 21:05
Chrysene	< 0.000021		0.000021	0.00010	mg/L	1	04-Feb-2022 21:05
Dibenzofuran	< 0.000020		0.000020	0.00010	mg/L	1	04-Feb-2022 21:05
Di-n-butyl phthalate	< 0.000020		0.000020	0.00020	mg/L	1	04-Feb-2022 21:05
Fluoranthene	< 0.000010		0.000010	0.00010	mg/L	1	04-Feb-2022 21:05
Fluorene	< 0.000030		0.000030	0.00010	mg/L	1	04-Feb-2022 21:05
Naphthalene	< 0.000020		0.000020	0.00010	mg/L	1	04-Feb-2022 21:05
Nitrobenzene	< 0.000024		0.000024	0.00020	mg/L	1	04-Feb-2022 21:05
N-Nitrosodiphenylamine	< 0.000025		0.000025	0.00020	mg/L	1	04-Feb-2022 21:05
Pentachlorophenol	< 0.000079		0.000079	0.00020	mg/L	1	04-Feb-2022 21:05
Phenanthrene	< 0.000021		0.000021	0.00010	mg/L	1	04-Feb-2022 21:05
Phenol	< 0.000035		0.000035	0.00020	mg/L	1	04-Feb-2022 21:05
Pyrene	**0.000074**	J	**0.000019**	**0.00010**	**mg/L**	1	04-Feb-2022 21:05
Surr: 2,4,6-Tribromophenol	*76.3*			*34-129*	*%REC*	*1*	*04-Feb-2022 21:05*
Surr: 2-Fluorobiphenyl	*68.1*			*40-125*	*%REC*	*1*	*04-Feb-2022 21:05*
Surr: 2-Fluorophenol	*53.7*			*20-120*	*%REC*	*1*	*04-Feb-2022 21:05*
Surr: 4-Terphenyl-d14	*106*			*40-135*	*%REC*	*1*	*04-Feb-2022 21:05*
Surr: Nitrobenzene-d5	*53.5*			*41-120*	*%REC*	*1*	*04-Feb-2022 21:05*
Surr: Phenol-d6	*47.9*			*20-120*	*%REC*	*1*	*04-Feb-2022 21:05*

Note: See Qualifiers Page for a list of qualifiers and their explanation.

Client:	Golder Associates Inc.	**ANALYTICAL REPORT**
Project:	Houston TX-Wood Preserving Works	WorkOrder:HS22010909
Sample ID:	WG-1620-MW05-20220120	Lab ID:HS22010909-04
Collection Date:	20-Jan-2022 09:20	Matrix:Groundwater

ANALYSES	RESULT	QUAL	SDL	MQL	UNITS	DILUTION FACTOR	DATE ANALYZED
ICP-MS METALS BY SW6020A		**Method:SW6020A**			Prep:SW3010A / 02-Feb-2022		Analyst: JHD
Arsenic	**0.00383**		**0.000400**	**0.00200**	**mg/L**	1	02-Feb-2022 22:18
Calcium	**66.2**		**0.0340**	**0.500**	**mg/L**	1	02-Feb-2022 22:18
Iron	**0.197**	J	**0.0120**	**0.200**	**mg/L**	1	02-Feb-2022 22:18
Magnesium	**26.4**		**0.0100**	**0.200**	**mg/L**	1	02-Feb-2022 22:18
Manganese	**0.414**		**0.000700**	**0.00500**	**mg/L**	1	02-Feb-2022 22:18
Potassium	**0.199**	J	**0.0180**	**0.200**	**mg/L**	1	02-Feb-2022 22:18
Sodium	**43.3**		**0.0140**	**0.200**	**mg/L**	1	02-Feb-2022 22:18
ALKALINITY BY SM 2320B-2011		**Method:SM2320B**					Analyst: TH
Alkalinity, Bicarbonate (As CaCO3)	**372**		**5.00**	**5.00**	**mg/L**	1	24-Jan-2022 17:44
Alkalinity, Carbonate (As CaCO3)	< 5.00		5.00	5.00	mg/L	1	24-Jan-2022 17:44
Alkalinity, Total (As CaCO3)	**372**		**5.00**	**5.00**	**mg/L**	1	24-Jan-2022 17:44
ANIONS BY SW9056A		**Method:SW9056**					Analyst: YP
Chloride	**6.75**		**0.200**	**0.500**	**mg/L**	1	21-Jan-2022 14:12
Fluoride	**1.67**		**0.0500**	**0.100**	**mg/L**	1	21-Jan-2022 14:12
Nitrogen, Nitrate (As N)	**0.0496**	J	**0.0300**	**0.100**	**mg/L**	1	21-Jan-2022 14:12
Nitrogen, Nitrite (As N)	**0.150**		**0.0300**	**0.100**	**mg/L**	1	21-Jan-2022 14:12
Sulfate	**19.6**		**0.200**	**0.500**	**mg/L**	1	21-Jan-2022 14:12
Nitrate/Nitrite (as N)	**0.199**		**0.0300**	**0.100**	**mg/L**	1	21-Jan-2022 14:12

Note: See Qualifiers Page for a list of qualifiers and their explanation.

Client:	Golder Associates Inc.	**ANALYTICAL REPORT**
Project:	Houston TX-Wood Preserving Works	WorkOrder:HS22010909
Sample ID:	WG-1620-MW04-20220120	Lab ID:HS22010909-05
Collection Date:	20-Jan-2022 10:10	Matrix:Groundwater

ANALYSES	RESULT	QUAL	SDL	MQL	UNITS	DILUTION FACTOR	DATE ANALYZED
LOW LEVEL VOLATILES BY SW8260C		**Method:SW8260**					Analyst: AKP
1,2-Dichloroethane	< 0.00020		0.00020	0.0010	mg/L	1	28-Jan-2022 15:08
Benzene	< 0.00020		0.00020	0.0010	mg/L	1	28-Jan-2022 15:08
Chlorobenzene	< 0.00030		0.00030	0.0010	mg/L	1	28-Jan-2022 15:08
Ethylbenzene	< 0.00030		0.00030	0.0010	mg/L	1	28-Jan-2022 15:08
Methylene chloride	< 0.0010		0.0010	0.0020	mg/L	1	28-Jan-2022 15:08
Toluene	< 0.00020		0.00020	0.0010	mg/L	1	28-Jan-2022 15:08
Xylenes, Total	< 0.00030		0.00030	0.0010	mg/L	1	28-Jan-2022 15:08
Surr: 1,2-Dichloroethane-d4	*76.5*			*70-126*	*%REC*	*1*	*28-Jan-2022 15:08*
Surr: 4-Bromofluorobenzene	*78.7*			*77-113*	*%REC*	*1*	*28-Jan-2022 15:08*
Surr: Dibromofluoromethane	*91.9*			*77-123*	*%REC*	*1*	*28-Jan-2022 15:08*
Surr: Toluene-d8	*97.5*			*82-127*	*%REC*	*1*	*28-Jan-2022 15:08*

Note: See Qualifiers Page for a list of qualifiers and their explanation.

Client:	Golder Associates Inc.	**ANALYTICAL REPORT**
Project:	Houston TX-Wood Preserving Works	WorkOrder:HS22010909
Sample ID:	WG-1620-MW04-20220120	Lab ID:HS22010909-05
Collection Date:	20-Jan-2022 10:10	Matrix:Groundwater

ANALYSES	RESULT	QUAL	SDL	MQL	UNITS	DILUTION FACTOR	DATE ANALYZED
LOW-LEVEL SEMIVOLATILES BY 8270D		**Method:SW8270**			Prep:SW3510 / 24-Jan-2022		Analyst: GEY
1,2-Diphenylhydrazine	< 0.000021		0.000021	0.00020	mg/L	1	04-Feb-2022 21:23
2,4-Dimethylphenol	< 0.000040		0.000040	0.00020	mg/L	1	04-Feb-2022 21:23
2,4-Dinitrotoluene	< 0.000058		0.000058	0.00020	mg/L	1	04-Feb-2022 21:23
2,6-Dinitrotoluene	< 0.000042		0.000042	0.00020	mg/L	1	04-Feb-2022 21:23
2-Chloronaphthalene	< 0.000021		0.000021	0.00020	mg/L	1	04-Feb-2022 21:23
2-Methylnaphthalene	< 0.000019		0.000019	0.00010	mg/L	1	04-Feb-2022 21:23
4,6-Dinitro-2-methylphenol	< 0.000020		0.000020	0.00020	mg/L	1	04-Feb-2022 21:23
4-Nitrophenol	< 0.000047		0.000047	0.0010	mg/L	1	04-Feb-2022 21:23
Acenaphthene	< 0.000027		0.000027	0.00010	mg/L	1	04-Feb-2022 21:23
Acenaphthylene	< 0.000015		0.000015	0.00010	mg/L	1	04-Feb-2022 21:23
Anthracene	< 0.000014		0.000014	0.00010	mg/L	1	04-Feb-2022 21:23
Benz(a)anthracene	< 0.000050		0.000050	0.00010	mg/L	1	04-Feb-2022 21:23
Benzo(a)pyrene	< 0.000020		0.000020	0.00010	mg/L	1	04-Feb-2022 21:23
Bis(2-chloroethoxy)methane	< 0.000030		0.000030	0.00020	mg/L	1	04-Feb-2022 21:23
Bis(2-ethylhexyl)phthalate	< 0.000037		0.000037	0.00020	mg/L	1	04-Feb-2022 21:23
Chrysene	< 0.000021		0.000021	0.00010	mg/L	1	04-Feb-2022 21:23
Dibenzofuran	< 0.000020		0.000020	0.00010	mg/L	1	04-Feb-2022 21:23
Di-n-butyl phthalate	< 0.000020		0.000020	0.00020	mg/L	1	04-Feb-2022 21:23
Fluoranthene	< 0.000010		0.000010	0.00010	mg/L	1	04-Feb-2022 21:23
Fluorene	< 0.000030		0.000030	0.00010	mg/L	1	04-Feb-2022 21:23
Naphthalene	< 0.000020		0.000020	0.00010	mg/L	1	04-Feb-2022 21:23
Nitrobenzene	< 0.000024		0.000024	0.00020	mg/L	1	04-Feb-2022 21:23
N-Nitrosodiphenylamine	< 0.000025		0.000025	0.00020	mg/L	1	04-Feb-2022 21:23
Pentachlorophenol	< 0.000079		0.000079	0.00020	mg/L	1	04-Feb-2022 21:23
Phenanthrene	< 0.000021		0.000021	0.00010	mg/L	1	04-Feb-2022 21:23
Phenol	< 0.000035		0.000035	0.00020	mg/L	1	04-Feb-2022 21:23
Pyrene	< 0.000019		0.000019	0.00010	mg/L	1	04-Feb-2022 21:23
Surr: 2,4,6-Tribromophenol	*64.9*			*34-129*	*%REC*	*1*	*04-Feb-2022 21:23*
Surr: 2-Fluorobiphenyl	*85.6*			*40-125*	*%REC*	*1*	*04-Feb-2022 21:23*
Surr: 2-Fluorophenol	*69.1*			*20-120*	*%REC*	*1*	*04-Feb-2022 21:23*
Surr: 4-Terphenyl-d14	*101*			*40-135*	*%REC*	*1*	*04-Feb-2022 21:23*
Surr: Nitrobenzene-d5	*77.9*			*41-120*	*%REC*	*1*	*04-Feb-2022 21:23*
Surr: Phenol-d6	*65.7*			*20-120*	*%REC*	*1*	*04-Feb-2022 21:23*

Note: See Qualifiers Page for a list of qualifiers and their explanation.

Client:	Golder Associates Inc.	**ANALYTICAL REPORT**
Project:	Houston TX-Wood Preserving Works	WorkOrder:HS22010909
Sample ID:	WG-1620-MW04-20220120	Lab ID:HS22010909-05
Collection Date:	20-Jan-2022 10:10	Matrix:Groundwater

ANALYSES	RESULT	QUAL	SDL	MQL	UNITS	DILUTION FACTOR	DATE ANALYZED
ICP-MS METALS BY SW6020A		**Method:SW6020A**			Prep:SW3010A / 02-Feb-2022		Analyst: JHD
Arsenic	**0.00238**		**0.000400**	**0.00200**	**mg/L**	1	02-Feb-2022 22:20
Calcium	**115**		**0.0340**	**0.500**	**mg/L**	1	02-Feb-2022 22:20
Iron	**0.0685**	J	**0.0120**	**0.200**	**mg/L**	1	02-Feb-2022 22:20
Magnesium	**9.16**		**0.0100**	**0.200**	**mg/L**	1	02-Feb-2022 22:20
Manganese	**0.0150**		**0.000700**	**0.00500**	**mg/L**	1	02-Feb-2022 22:20
Potassium	**0.794**		**0.0180**	**0.200**	**mg/L**	1	02-Feb-2022 22:20
Sodium	**5.92**		**0.0140**	**0.200**	**mg/L**	1	02-Feb-2022 22:20
ALKALINITY BY SM 2320B-2011		**Method:SM2320B**					Analyst: TH
Alkalinity, Bicarbonate (As CaCO3)	**336**		**5.00**	**5.00**	**mg/L**	1	24-Jan-2022 17:51
Alkalinity, Carbonate (As CaCO3)	< 5.00		5.00	5.00	mg/L	1	24-Jan-2022 17:51
Alkalinity, Total (As CaCO3)	**336**		**5.00**	**5.00**	**mg/L**	1	24-Jan-2022 17:51
ANIONS BY SW9056A		**Method:SW9056**					Analyst: YP
Chloride	**4.71**		**0.200**	**0.500**	**mg/L**	1	21-Jan-2022 14:19
Fluoride	**0.516**		**0.0500**	**0.100**	**mg/L**	1	21-Jan-2022 14:19
Nitrogen, Nitrate (As N)	**0.116**		**0.0300**	**0.100**	**mg/L**	1	21-Jan-2022 14:19
Nitrogen, Nitrite (As N)	**0.177**		**0.0300**	**0.100**	**mg/L**	1	21-Jan-2022 14:19
Sulfate	**17.3**		**0.200**	**0.500**	**mg/L**	1	21-Jan-2022 14:19
Nitrate/Nitrite (as N)	**0.293**		**0.0300**	**0.100**	**mg/L**	1	21-Jan-2022 14:19

Note: See Qualifiers Page for a list of qualifiers and their explanation.

Client:	Golder Associates Inc.	**ANALYTICAL REPORT**
Project:	Houston TX-Wood Preserving Works	WorkOrder:HS22010909
Sample ID:	WG-1620-MW09-20220120	Lab ID:HS22010909-06
Collection Date:	20-Jan-2022 11:00	Matrix:Groundwater

ANALYSES	RESULT	QUAL	SDL	MQL	UNITS	DILUTION FACTOR	DATE ANALYZED
LOW LEVEL VOLATILES BY SW8260C		**Method:SW8260**					Analyst: AKP
1,2-Dichloroethane	< 0.00020		0.00020	0.0010	mg/L	1	28-Jan-2022 15:29
Benzene	< 0.00020		0.00020	0.0010	mg/L	1	28-Jan-2022 15:29
Chlorobenzene	< 0.00030		0.00030	0.0010	mg/L	1	28-Jan-2022 15:29
Ethylbenzene	< 0.00030		0.00030	0.0010	mg/L	1	28-Jan-2022 15:29
Methylene chloride	< 0.0010		0.0010	0.0020	mg/L	1	28-Jan-2022 15:29
Toluene	< 0.00020		0.00020	0.0010	mg/L	1	28-Jan-2022 15:29
Xylenes, Total	< 0.00030		0.00030	0.0010	mg/L	1	28-Jan-2022 15:29
Surr: 1,2-Dichloroethane-d4	*76.7*			*70-126*	*%REC*	*1*	*28-Jan-2022 15:29*
Surr: 4-Bromofluorobenzene	*78.8*			*77-113*	*%REC*	*1*	*28-Jan-2022 15:29*
Surr: Dibromofluoromethane	*91.0*			*77-123*	*%REC*	*1*	*28-Jan-2022 15:29*
Surr: Toluene-d8	*96.2*			*82-127*	*%REC*	*1*	*28-Jan-2022 15:29*

Note: See Qualifiers Page for a list of qualifiers and their explanation.

Client:	Golder Associates Inc.	**ANALYTICAL REPORT**
Project:	Houston TX-Wood Preserving Works	WorkOrder:HS22010909
Sample ID:	WG-1620-MW09-20220120	Lab ID:HS22010909-06
Collection Date:	20-Jan-2022 11:00	Matrix:Groundwater

ANALYSES	RESULT	QUAL	SDL	MQL	UNITS	DILUTION FACTOR	DATE ANALYZED
LOW-LEVEL SEMIVOLATILES BY 8270D		**Method:SW8270**			Prep:SW3510 / 24-Jan-2022		Analyst: GEY
1,2-Diphenylhydrazine	< 0.000021		0.000021	0.00020	mg/L	1	04-Feb-2022 21:42
2,4-Dimethylphenol	< 0.000040		0.000040	0.00020	mg/L	1	04-Feb-2022 21:42
2,4-Dinitrotoluene	< 0.000058		0.000058	0.00020	mg/L	1	04-Feb-2022 21:42
2,6-Dinitrotoluene	< 0.000042		0.000042	0.00020	mg/L	1	04-Feb-2022 21:42
2-Chloronaphthalene	< 0.000021		0.000021	0.00020	mg/L	1	04-Feb-2022 21:42
2-Methylnaphthalene	< 0.000019		0.000019	0.00010	mg/L	1	04-Feb-2022 21:42
4,6-Dinitro-2-methylphenol	< 0.000020		0.000020	0.00020	mg/L	1	04-Feb-2022 21:42
4-Nitrophenol	< 0.000047		0.000047	0.0010	mg/L	1	04-Feb-2022 21:42
Acenaphthene	< 0.000027		0.000027	0.00010	mg/L	1	04-Feb-2022 21:42
Acenaphthylene	< 0.000015		0.000015	0.00010	mg/L	1	04-Feb-2022 21:42
Anthracene	< 0.000014		0.000014	0.00010	mg/L	1	04-Feb-2022 21:42
Benz(a)anthracene	< 0.000050		0.000050	0.00010	mg/L	1	04-Feb-2022 21:42
Benzo(a)pyrene	< 0.000020		0.000020	0.00010	mg/L	1	04-Feb-2022 21:42
Bis(2-chloroethoxy)methane	< 0.000030		0.000030	0.00020	mg/L	1	04-Feb-2022 21:42
Bis(2-ethylhexyl)phthalate	< 0.000037		0.000037	0.00020	mg/L	1	04-Feb-2022 21:42
Chrysene	< 0.000021		0.000021	0.00010	mg/L	1	04-Feb-2022 21:42
Dibenzofuran	< 0.000020		0.000020	0.00010	mg/L	1	04-Feb-2022 21:42
Di-n-butyl phthalate	< 0.000020		0.000020	0.00020	mg/L	1	04-Feb-2022 21:42
Fluoranthene	< 0.000010		0.000010	0.00010	mg/L	1	04-Feb-2022 21:42
Fluorene	< 0.000030		0.000030	0.00010	mg/L	1	04-Feb-2022 21:42
Naphthalene	< 0.000020		0.000020	0.00010	mg/L	1	04-Feb-2022 21:42
Nitrobenzene	< 0.000024		0.000024	0.00020	mg/L	1	04-Feb-2022 21:42
N-Nitrosodiphenylamine	< 0.000025		0.000025	0.00020	mg/L	1	04-Feb-2022 21:42
Pentachlorophenol	< 0.000079		0.000079	0.00020	mg/L	1	04-Feb-2022 21:42
Phenanthrene	< 0.000021		0.000021	0.00010	mg/L	1	04-Feb-2022 21:42
Phenol	< 0.000035		0.000035	0.00020	mg/L	1	04-Feb-2022 21:42
Pyrene	< 0.000019		0.000019	0.00010	mg/L	1	04-Feb-2022 21:42
Surr: 2,4,6-Tribromophenol	*79.6*			*34-129*	*%REC*	*1*	*04-Feb-2022 21:42*
Surr: 2-Fluorobiphenyl	*74.8*			*40-125*	*%REC*	*1*	*04-Feb-2022 21:42*
Surr: 2-Fluorophenol	*57.7*			*20-120*	*%REC*	*1*	*04-Feb-2022 21:42*
Surr: 4-Terphenyl-d14	*110*			*40-135*	*%REC*	*1*	*04-Feb-2022 21:42*
Surr: Nitrobenzene-d5	*62.3*			*41-120*	*%REC*	*1*	*04-Feb-2022 21:42*
Surr: Phenol-d6	*51.0*			*20-120*	*%REC*	*1*	*04-Feb-2022 21:42*

Note: See Qualifiers Page for a list of qualifiers and their explanation.

Client:	Golder Associates Inc.	**ANALYTICAL REPORT**
Project:	Houston TX-Wood Preserving Works	WorkOrder:HS22010909
Sample ID:	WG-1620-MW09-20220120	Lab ID:HS22010909-06
Collection Date:	20-Jan-2022 11:00	Matrix:Groundwater

ANALYSES	RESULT	QUAL	SDL	MQL	UNITS	DILUTION FACTOR	DATE ANALYZED
ICP-MS METALS BY SW6020A		**Method:SW6020A**			Prep:SW3010A / 02-Feb-2022		Analyst: JHD
Arsenic	**0.00147**	J	**0.000400**	**0.00200**	**mg/L**	1	02-Feb-2022 22:22
Calcium	**104**		**0.0340**	**0.500**	**mg/L**	1	02-Feb-2022 22:22
Iron	**0.204**		**0.0120**	**0.200**	**mg/L**	1	02-Feb-2022 22:22
Magnesium	**23.1**		**0.0100**	**0.200**	**mg/L**	1	02-Feb-2022 22:22
Manganese	**0.144**		**0.000700**	**0.00500**	**mg/L**	1	02-Feb-2022 22:22
Potassium	**0.275**		**0.0180**	**0.200**	**mg/L**	1	02-Feb-2022 22:22
Sodium	**57.7**		**0.0140**	**0.200**	**mg/L**	1	02-Feb-2022 22:22
ALKALINITY BY SM 2320B-2011		**Method:SM2320B**					Analyst: TH
Alkalinity, Bicarbonate (As CaCO3)	**461**		**5.00**	**5.00**	**mg/L**	1	24-Jan-2022 17:57
Alkalinity, Carbonate (As CaCO3)	< 5.00		5.00	5.00	mg/L	1	24-Jan-2022 17:57
Alkalinity, Total (As CaCO3)	**461**		**5.00**	**5.00**	**mg/L**	1	24-Jan-2022 17:57
ANIONS BY SW9056A		**Method:SW9056**					Analyst: YP
Chloride	**16.1**		**0.200**	**0.500**	**mg/L**	1	21-Jan-2022 14:27
Fluoride	**0.772**		**0.0500**	**0.100**	**mg/L**	1	21-Jan-2022 14:27
Nitrogen, Nitrate (As N)	**0.0949**	J	**0.0300**	**0.100**	**mg/L**	1	21-Jan-2022 14:27
Nitrogen, Nitrite (As N)	**0.0905**	J	**0.0300**	**0.100**	**mg/L**	1	21-Jan-2022 14:27
Sulfate	**22.0**		**0.200**	**0.500**	**mg/L**	1	21-Jan-2022 14:27
Nitrate/Nitrite (as N)	**0.185**		**0.0300**	**0.100**	**mg/L**	1	21-Jan-2022 14:27

Note: See Qualifiers Page for a list of qualifiers and their explanation.

Client:	Golder Associates Inc.	**ANALYTICAL REPORT**
Project:	Houston TX-Wood Preserving Works	WorkOrder:HS22010909
Sample ID:	WG-1620-MW91A-20220120	Lab ID:HS22010909-07
Collection Date:	20-Jan-2022 12:05	Matrix:Groundwater

ANALYSES	RESULT	QUAL	SDL	MQL	UNITS	DILUTION FACTOR	DATE ANALYZED
LOW LEVEL VOLATILES BY SW8260C		**Method:SW8260**					Analyst: AKP
1,2-Dichloroethane	< 0.00020		0.00020	0.0010	mg/L	1	28-Jan-2022 15:50
Benzene	< 0.00020		0.00020	0.0010	mg/L	1	28-Jan-2022 15:50
Chlorobenzene	< 0.00030		0.00030	0.0010	mg/L	1	28-Jan-2022 15:50
Ethylbenzene	< 0.00030		0.00030	0.0010	mg/L	1	28-Jan-2022 15:50
Methylene chloride	< 0.0010		0.0010	0.0020	mg/L	1	28-Jan-2022 15:50
Toluene	< 0.00020		0.00020	0.0010	mg/L	1	28-Jan-2022 15:50
Xylenes, Total	< 0.00030		0.00030	0.0010	mg/L	1	28-Jan-2022 15:50
Surr: 1,2-Dichloroethane-d4	*77.9*			*70-126*	*%REC*	*1*	*28-Jan-2022 15:50*
Surr: 4-Bromofluorobenzene	*79.5*			*77-113*	*%REC*	*1*	*28-Jan-2022 15:50*
Surr: Dibromofluoromethane	*93.4*			*77-123*	*%REC*	*1*	*28-Jan-2022 15:50*
Surr: Toluene-d8	*96.7*			*82-127*	*%REC*	*1*	*28-Jan-2022 15:50*

Note: See Qualifiers Page for a list of qualifiers and their explanation.

Client:	Golder Associates Inc.	**ANALYTICAL REPORT**
Project:	Houston TX-Wood Preserving Works	WorkOrder:HS22010909
Sample ID:	WG-1620-MW91A-20220120	Lab ID:HS22010909-07
Collection Date:	20-Jan-2022 12:05	Matrix:Groundwater

ANALYSES	RESULT	QUAL	SDL	MQL	UNITS	DILUTION FACTOR	DATE ANALYZED
LOW-LEVEL SEMIVOLATILES BY 8270D		**Method:SW8270**			Prep:SW3510 / 24-Jan-2022		Analyst: GEY
1,2-Diphenylhydrazine	< 0.000021		0.000021	0.00020	mg/L	1	04-Feb-2022 22:00
2,4-Dimethylphenol	< 0.000040		0.000040	0.00020	mg/L	1	04-Feb-2022 22:00
2,4-Dinitrotoluene	< 0.000058		0.000058	0.00020	mg/L	1	04-Feb-2022 22:00
2,6-Dinitrotoluene	< 0.000042		0.000042	0.00020	mg/L	1	04-Feb-2022 22:00
2-Chloronaphthalene	< 0.000021		0.000021	0.00020	mg/L	1	04-Feb-2022 22:00
2-Methylnaphthalene	< 0.000019		0.000019	0.00010	mg/L	1	04-Feb-2022 22:00
4,6-Dinitro-2-methylphenol	< 0.000020		0.000020	0.00020	mg/L	1	04-Feb-2022 22:00
4-Nitrophenol	< 0.000047		0.000047	0.0010	mg/L	1	04-Feb-2022 22:00
Acenaphthene	< 0.000027		0.000027	0.00010	mg/L	1	04-Feb-2022 22:00
Acenaphthylene	< 0.000015		0.000015	0.00010	mg/L	1	04-Feb-2022 22:00
Anthracene	< 0.000014		0.000014	0.00010	mg/L	1	04-Feb-2022 22:00
Benz(a)anthracene	< 0.000050		0.000050	0.00010	mg/L	1	04-Feb-2022 22:00
Benzo(a)pyrene	< 0.000020		0.000020	0.00010	mg/L	1	04-Feb-2022 22:00
Bis(2-chloroethoxy)methane	< 0.000030		0.000030	0.00020	mg/L	1	04-Feb-2022 22:00
Bis(2-ethylhexyl)phthalate	< 0.000037		0.000037	0.00020	mg/L	1	04-Feb-2022 22:00
Chrysene	< 0.000021		0.000021	0.00010	mg/L	1	04-Feb-2022 22:00
Dibenzofuran	< 0.000020		0.000020	0.00010	mg/L	1	04-Feb-2022 22:00
Di-n-butyl phthalate	< 0.000020		0.000020	0.00020	mg/L	1	04-Feb-2022 22:00
Fluoranthene	< 0.000010		0.000010	0.00010	mg/L	1	04-Feb-2022 22:00
Fluorene	< 0.000030		0.000030	0.00010	mg/L	1	04-Feb-2022 22:00
Naphthalene	< 0.000020		0.000020	0.00010	mg/L	1	04-Feb-2022 22:00
Nitrobenzene	< 0.000024		0.000024	0.00020	mg/L	1	04-Feb-2022 22:00
N-Nitrosodiphenylamine	< 0.000025		0.000025	0.00020	mg/L	1	04-Feb-2022 22:00
Pentachlorophenol	< 0.000079		0.000079	0.00020	mg/L	1	04-Feb-2022 22:00
Phenanthrene	< 0.000021		0.000021	0.00010	mg/L	1	04-Feb-2022 22:00
Phenol	< 0.000035		0.000035	0.00020	mg/L	1	04-Feb-2022 22:00
Pyrene	< 0.000019		0.000019	0.00010	mg/L	1	04-Feb-2022 22:00
Surr: 2,4,6-Tribromophenol	*72.8*			*34-129*	*%REC*	*1*	*04-Feb-2022 22:00*
Surr: 2-Fluorobiphenyl	*76.8*			*40-125*	*%REC*	*1*	*04-Feb-2022 22:00*
Surr: 2-Fluorophenol	*69.6*			*20-120*	*%REC*	*1*	*04-Feb-2022 22:00*
Surr: 4-Terphenyl-d14	*110*			*40-135*	*%REC*	*1*	*04-Feb-2022 22:00*
Surr: Nitrobenzene-d5	*69.5*			*41-120*	*%REC*	*1*	*04-Feb-2022 22:00*
Surr: Phenol-d6	*62.7*			*20-120*	*%REC*	*1*	*04-Feb-2022 22:00*

Note: See Qualifiers Page for a list of qualifiers and their explanation.

Client:	Golder Associates Inc.	**ANALYTICAL REPORT**
Project:	Houston TX-Wood Preserving Works	WorkOrder:HS22010909
Sample ID:	WG-1620-MW91A-20220120	Lab ID:HS22010909-07
Collection Date:	20-Jan-2022 12:05	Matrix:Groundwater

ANALYSES	RESULT	QUAL	SDL	MQL	UNITS	DILUTION FACTOR	DATE ANALYZED
ICP-MS METALS BY SW6020A		**Method:SW6020A**			Prep:SW3010A / 02-Feb-2022		Analyst: JHD
Arsenic	**0.0188**		**0.000400**	**0.00200**	**mg/L**	1	02-Feb-2022 22:24
Calcium	**94.0**		**0.0340**	**0.500**	**mg/L**	1	02-Feb-2022 22:24
Iron	**2.58**		**0.0120**	**0.200**	**mg/L**	1	02-Feb-2022 22:24
Magnesium	**26.0**		**0.0100**	**0.200**	**mg/L**	1	02-Feb-2022 22:24
Manganese	**0.265**		**0.000700**	**0.00500**	**mg/L**	1	02-Feb-2022 22:24
Potassium	**0.999**		**0.0180**	**0.200**	**mg/L**	1	02-Feb-2022 22:24
Sodium	**54.5**		**0.0140**	**0.200**	**mg/L**	1	02-Feb-2022 22:24
ALKALINITY BY SM 2320B-2011		**Method:SM2320B**					Analyst: TH
Alkalinity, Bicarbonate (As CaCO3)	**397**		**5.00**	**5.00**	**mg/L**	1	24-Jan-2022 18:04
Alkalinity, Carbonate (As CaCO3)	< 5.00		5.00	5.00	mg/L	1	24-Jan-2022 18:04
Alkalinity, Total (As CaCO3)	**397**		**5.00**	**5.00**	**mg/L**	1	24-Jan-2022 18:04
ANIONS BY SW9056A		**Method:SW9056**					Analyst: YP
Chloride	**29.8**		**0.200**	**0.500**	**mg/L**	1	21-Jan-2022 14:34
Fluoride	**0.675**		**0.0500**	**0.100**	**mg/L**	1	21-Jan-2022 14:34
Nitrogen, Nitrate (As N)	**0.0537**	J	**0.0300**	**0.100**	**mg/L**	1	21-Jan-2022 14:34
Nitrogen, Nitrite (As N)	**0.0521**	J	**0.0300**	**0.100**	**mg/L**	1	21-Jan-2022 14:34
Sulfate	**35.7**		**0.200**	**0.500**	**mg/L**	1	21-Jan-2022 14:34
Nitrate/Nitrite (as N)	**0.106**		**0.0300**	**0.100**	**mg/L**	1	21-Jan-2022 14:34

Note: See Qualifiers Page for a list of qualifiers and their explanation.

Client:	Golder Associates Inc.	**ANALYTICAL REPORT**
Project:	Houston TX-Wood Preserving Works	WorkOrder:HS22010909
Sample ID:	WG-1620-FD03-20220120	Lab ID:HS22010909-08
Collection Date:	20-Jan-2022 12:05	Matrix:Groundwater

ANALYSES	RESULT	QUAL	SDL	MQL	UNITS	DILUTION FACTOR	DATE ANALYZED
LOW LEVEL VOLATILES BY SW8260C		**Method:SW8260**					Analyst: AKP
1,2-Dichloroethane	< 0.00020		0.00020	0.0010	mg/L	1	28-Jan-2022 16:11
Benzene	< 0.00020		0.00020	0.0010	mg/L	1	28-Jan-2022 16:11
Chlorobenzene	< 0.00030		0.00030	0.0010	mg/L	1	28-Jan-2022 16:11
Ethylbenzene	< 0.00030		0.00030	0.0010	mg/L	1	28-Jan-2022 16:11
Methylene chloride	< 0.0010		0.0010	0.0020	mg/L	1	28-Jan-2022 16:11
Toluene	< 0.00020		0.00020	0.0010	mg/L	1	28-Jan-2022 16:11
Xylenes, Total	< 0.00030		0.00030	0.0010	mg/L	1	28-Jan-2022 16:11
Surr: 1,2-Dichloroethane-d4	*76.3*			*70-126*	*%REC*	*1*	*28-Jan-2022 16:11*
Surr: 4-Bromofluorobenzene	*78.6*			*77-113*	*%REC*	*1*	*28-Jan-2022 16:11*
Surr: Dibromofluoromethane	*92.0*			*77-123*	*%REC*	*1*	*28-Jan-2022 16:11*
Surr: Toluene-d8	*96.5*			*82-127*	*%REC*	*1*	*28-Jan-2022 16:11*

Note: See Qualifiers Page for a list of qualifiers and their explanation.

Client:	Golder Associates Inc.	**ANALYTICAL REPORT**
Project:	Houston TX-Wood Preserving Works	WorkOrder:HS22010909
Sample ID:	WG-1620-FD03-20220120	Lab ID:HS22010909-08
Collection Date:	20-Jan-2022 12:05	Matrix:Groundwater

ANALYSES	RESULT	QUAL	SDL	MQL	UNITS	DILUTION FACTOR	DATE ANALYZED
LOW-LEVEL SEMIVOLATILES BY 8270D		**Method:SW8270**			Prep:SW3510 / 24-Jan-2022		Analyst: GEY
1,2-Diphenylhydrazine	< 0.000021		0.000021	0.00020	mg/L	1	07-Feb-2022 14:02
2,4-Dimethylphenol	< 0.000040		0.000040	0.00020	mg/L	1	07-Feb-2022 14:02
2,4-Dinitrotoluene	< 0.000058		0.000058	0.00020	mg/L	1	07-Feb-2022 14:02
2,6-Dinitrotoluene	< 0.000042		0.000042	0.00020	mg/L	1	07-Feb-2022 14:02
2-Chloronaphthalene	< 0.000021		0.000021	0.00020	mg/L	1	07-Feb-2022 14:02
2-Methylnaphthalene	< 0.000019		0.000019	0.00010	mg/L	1	07-Feb-2022 14:02
4,6-Dinitro-2-methylphenol	< 0.000020		0.000020	0.00020	mg/L	1	07-Feb-2022 14:02
4-Nitrophenol	< 0.000047		0.000047	0.0010	mg/L	1	07-Feb-2022 14:02
Acenaphthene	< 0.000027		0.000027	0.00010	mg/L	1	07-Feb-2022 14:02
Acenaphthylene	< 0.000015		0.000015	0.00010	mg/L	1	07-Feb-2022 14:02
Anthracene	< 0.000014		0.000014	0.00010	mg/L	1	07-Feb-2022 14:02
Benz(a)anthracene	< 0.000050		0.000050	0.00010	mg/L	1	07-Feb-2022 14:02
Benzo(a)pyrene	< 0.000020		0.000020	0.00010	mg/L	1	07-Feb-2022 14:02
Bis(2-chloroethoxy)methane	< 0.000030		0.000030	0.00020	mg/L	1	07-Feb-2022 14:02
Bis(2-ethylhexyl)phthalate	< 0.000037		0.000037	0.00020	mg/L	1	07-Feb-2022 14:02
Chrysene	< 0.000021		0.000021	0.00010	mg/L	1	07-Feb-2022 14:02
Dibenzofuran	< 0.000020		0.000020	0.00010	mg/L	1	07-Feb-2022 14:02
Di-n-butyl phthalate	< 0.000020		0.000020	0.00020	mg/L	1	07-Feb-2022 14:02
Fluoranthene	< 0.000010		0.000010	0.00010	mg/L	1	07-Feb-2022 14:02
Fluorene	< 0.000030		0.000030	0.00010	mg/L	1	07-Feb-2022 14:02
Naphthalene	< 0.000020		0.000020	0.00010	mg/L	1	07-Feb-2022 14:02
Nitrobenzene	< 0.000024		0.000024	0.00020	mg/L	1	07-Feb-2022 14:02
N-Nitrosodiphenylamine	< 0.000025		0.000025	0.00020	mg/L	1	07-Feb-2022 14:02
Pentachlorophenol	< 0.000079		0.000079	0.00020	mg/L	1	07-Feb-2022 14:02
Phenanthrene	< 0.000021		0.000021	0.00010	mg/L	1	07-Feb-2022 14:02
Phenol	< 0.000035		0.000035	0.00020	mg/L	1	07-Feb-2022 14:02
Pyrene	< 0.000019		0.000019	0.00010	mg/L	1	07-Feb-2022 14:02
Surr: 2,4,6-Tribromophenol	*90.7*			*34-129*	*%REC*	*1*	*07-Feb-2022 14:02*
Surr: 2-Fluorobiphenyl	*80.4*			*40-125*	*%REC*	*1*	*07-Feb-2022 14:02*
Surr: 2-Fluorophenol	*79.0*			*20-120*	*%REC*	*1*	*07-Feb-2022 14:02*
Surr: 4-Terphenyl-d14	*108*			*40-135*	*%REC*	*1*	*07-Feb-2022 14:02*
Surr: Nitrobenzene-d5	*74.3*			*41-120*	*%REC*	*1*	*07-Feb-2022 14:02*
Surr: Phenol-d6	*72.0*			*20-120*	*%REC*	*1*	*07-Feb-2022 14:02*

Note: See Qualifiers Page for a list of qualifiers and their explanation.

Client:	Golder Associates Inc.	**ANALYTICAL REPORT**
Project:	Houston TX-Wood Preserving Works	WorkOrder:HS22010909
Sample ID:	WG-1620-FD03-20220120	Lab ID:HS22010909-08
Collection Date:	20-Jan-2022 12:05	Matrix:Groundwater

ANALYSES	RESULT	QUAL	SDL	MQL	UNITS	DILUTION FACTOR	DATE ANALYZED
ICP-MS METALS BY SW6020A		**Method:SW6020A**			Prep:SW3010A / 02-Feb-2022		Analyst: JHD
Arsenic	**0.0206**		**0.000400**	**0.00200**	**mg/L**	1	02-Feb-2022 22:31
Calcium	**92.7**		**0.0340**	**0.500**	**mg/L**	1	02-Feb-2022 22:31
Iron	**2.83**		**0.0120**	**0.200**	**mg/L**	1	02-Feb-2022 22:31
Magnesium	**26.2**		**0.0100**	**0.200**	**mg/L**	1	02-Feb-2022 22:31
Manganese	**0.264**		**0.000700**	**0.00500**	**mg/L**	1	02-Feb-2022 22:31
Potassium	**0.896**		**0.0180**	**0.200**	**mg/L**	1	02-Feb-2022 22:31
Sodium	**54.6**		**0.0140**	**0.200**	**mg/L**	1	02-Feb-2022 22:31
ALKALINITY BY SM 2320B-2011		**Method:SM2320B**					Analyst: TH
Alkalinity, Bicarbonate (As CaCO3)	**404**		**5.00**	**5.00**	**mg/L**	1	24-Jan-2022 18:28
Alkalinity, Carbonate (As CaCO3)	< 5.00		5.00	5.00	mg/L	1	24-Jan-2022 18:28
Alkalinity, Total (As CaCO3)	**404**		**5.00**	**5.00**	**mg/L**	1	24-Jan-2022 18:28
ANIONS BY SW9056A		**Method:SW9056**					Analyst: YP
Chloride	**31.9**		**0.200**	**0.500**	**mg/L**	1	21-Jan-2022 14:42
Fluoride	**0.731**		**0.0500**	**0.100**	**mg/L**	1	21-Jan-2022 14:42
Nitrogen, Nitrate (As N)	**0.0524**	J	**0.0300**	**0.100**	**mg/L**	1	21-Jan-2022 14:42
Nitrogen, Nitrite (As N)	< 0.0300		0.0300	0.100	mg/L	1	21-Jan-2022 14:42
Sulfate	**38.7**		**0.200**	**0.500**	**mg/L**	1	21-Jan-2022 14:42
Nitrate/Nitrite (as N)	**0.0524**	J	**0.0300**	**0.100**	**mg/L**	1	21-Jan-2022 14:42

Note: See Qualifiers Page for a list of qualifiers and their explanation.

Client:	Golder Associates Inc.	**ANALYTICAL REPORT**
Project:	Houston TX-Wood Preserving Works	WorkOrder:HS22010909
Sample ID:	WG-1620-MW26A-20220120	Lab ID:HS22010909-09
Collection Date:	20-Jan-2022 13:05	Matrix:Groundwater

ANALYSES	RESULT	QUAL	SDL	MQL	UNITS	DILUTION FACTOR	DATE ANALYZED
LOW LEVEL VOLATILES BY SW8260C		**Method:SW8260**					Analyst: AKP
1,2-Dichloroethane	< 0.00020		0.00020	0.0010	mg/L	1	28-Jan-2022 16:32
Benzene	< 0.00020		0.00020	0.0010	mg/L	1	28-Jan-2022 16:32
Chlorobenzene	< 0.00030		0.00030	0.0010	mg/L	1	28-Jan-2022 16:32
Ethylbenzene	< 0.00030		0.00030	0.0010	mg/L	1	28-Jan-2022 16:32
Methylene chloride	< 0.0010		0.0010	0.0020	mg/L	1	28-Jan-2022 16:32
Toluene	< 0.00020		0.00020	0.0010	mg/L	1	28-Jan-2022 16:32
Xylenes, Total	< 0.00030		0.00030	0.0010	mg/L	1	28-Jan-2022 16:32
Surr: 1,2-Dichloroethane-d4	*77.1*			*70-126*	*%REC*	*1*	*28-Jan-2022 16:32*
Surr: 4-Bromofluorobenzene	*80.8*			*77-113*	*%REC*	*1*	*28-Jan-2022 16:32*
Surr: Dibromofluoromethane	*90.7*			*77-123*	*%REC*	*1*	*28-Jan-2022 16:32*
Surr: Toluene-d8	*95.9*			*82-127*	*%REC*	*1*	*28-Jan-2022 16:32*

Note: See Qualifiers Page for a list of qualifiers and their explanation.

Client:	Golder Associates Inc.	**ANALYTICAL REPORT**
Project:	Houston TX-Wood Preserving Works	WorkOrder:HS22010909
Sample ID:	WG-1620-MW26A-20220120	Lab ID:HS22010909-09
Collection Date:	20-Jan-2022 13:05	Matrix:Groundwater

ANALYSES	RESULT	QUAL	SDL	MQL	UNITS	DILUTION FACTOR	DATE ANALYZED
LOW-LEVEL SEMIVOLATILES BY 8270D		**Method:SW8270**			Prep:SW3510 / 24-Jan-2022		Analyst: GEY
1,2-Diphenylhydrazine	< 0.000021		0.000021	0.00020	mg/L	1	04-Feb-2022 22:36
2,4-Dimethylphenol	< 0.000040		0.000040	0.00020	mg/L	1	04-Feb-2022 22:36
2,4-Dinitrotoluene	< 0.000058		0.000058	0.00020	mg/L	1	04-Feb-2022 22:36
2,6-Dinitrotoluene	< 0.000042		0.000042	0.00020	mg/L	1	04-Feb-2022 22:36
2-Chloronaphthalene	< 0.000021		0.000021	0.00020	mg/L	1	04-Feb-2022 22:36
2-Methylnaphthalene	< 0.000019		0.000019	0.00010	mg/L	1	04-Feb-2022 22:36
4,6-Dinitro-2-methylphenol	< 0.000020		0.000020	0.00020	mg/L	1	04-Feb-2022 22:36
4-Nitrophenol	< 0.000047		0.000047	0.0010	mg/L	1	04-Feb-2022 22:36
Acenaphthene	**0.0011**		**0.000027**	**0.00010**	**mg/L**	1	04-Feb-2022 22:36
Acenaphthylene	< 0.000015		0.000015	0.00010	mg/L	1	04-Feb-2022 22:36
Anthracene	< 0.000014		0.000014	0.00010	mg/L	1	04-Feb-2022 22:36
Benz(a)anthracene	< 0.000050		0.000050	0.00010	mg/L	1	04-Feb-2022 22:36
Benzo(a)pyrene	< 0.000020		0.000020	0.00010	mg/L	1	04-Feb-2022 22:36
Bis(2-chloroethoxy)methane	< 0.000030		0.000030	0.00020	mg/L	1	04-Feb-2022 22:36
Bis(2-ethylhexyl)phthalate	< 0.000037		0.000037	0.00020	mg/L	1	04-Feb-2022 22:36
Chrysene	< 0.000021		0.000021	0.00010	mg/L	1	04-Feb-2022 22:36
Dibenzofuran	< 0.000020		0.000020	0.00010	mg/L	1	04-Feb-2022 22:36
Di-n-butyl phthalate	< 0.000020		0.000020	0.00020	mg/L	1	04-Feb-2022 22:36
Fluoranthene	**0.00028**		**0.000010**	**0.00010**	**mg/L**	1	04-Feb-2022 22:36
Fluorene	**0.000058**	J	**0.000030**	**0.00010**	**mg/L**	1	04-Feb-2022 22:36
Naphthalene	< 0.000020		0.000020	0.00010	mg/L	1	04-Feb-2022 22:36
Nitrobenzene	< 0.000024		0.000024	0.00020	mg/L	1	04-Feb-2022 22:36
N-Nitrosodiphenylamine	< 0.000025		0.000025	0.00020	mg/L	1	04-Feb-2022 22:36
Pentachlorophenol	< 0.000079		0.000079	0.00020	mg/L	1	04-Feb-2022 22:36
Phenanthrene	< 0.000021		0.000021	0.00010	mg/L	1	04-Feb-2022 22:36
Phenol	< 0.000035		0.000035	0.00020	mg/L	1	04-Feb-2022 22:36
Pyrene	**0.00015**		**0.000019**	**0.00010**	**mg/L**	1	04-Feb-2022 22:36
Surr: 2,4,6-Tribromophenol	*65.9*			*34-129*	*%REC*	*1*	*04-Feb-2022 22:36*
Surr: 2-Fluorobiphenyl	*83.6*			*40-125*	*%REC*	*1*	*04-Feb-2022 22:36*
Surr: 2-Fluorophenol	*63.6*			*20-120*	*%REC*	*1*	*04-Feb-2022 22:36*
Surr: 4-Terphenyl-d14	*107*			*40-135*	*%REC*	*1*	*04-Feb-2022 22:36*
Surr: Nitrobenzene-d5	*67.3*			*41-120*	*%REC*	*1*	*04-Feb-2022 22:36*
Surr: Phenol-d6	*57.3*			*20-120*	*%REC*	*1*	*04-Feb-2022 22:36*

Note: See Qualifiers Page for a list of qualifiers and their explanation.

Client:	Golder Associates Inc.	**ANALYTICAL REPORT**
Project:	Houston TX-Wood Preserving Works	WorkOrder:HS22010909
Sample ID:	WG-1620-MW26A-20220120	Lab ID:HS22010909-09
Collection Date:	20-Jan-2022 13:05	Matrix:Groundwater

ANALYSES	RESULT	QUAL	SDL	MQL	UNITS	DILUTION FACTOR	DATE ANALYZED
ICP-MS METALS BY SW6020A		**Method:SW6020A**			Prep:SW3010A / 02-Feb-2022		Analyst: JHD
Arsenic	**0.0374**		**0.000400**	**0.00200**	**mg/L**	1	02-Feb-2022 22:33
Calcium	**109**		**0.0340**	**0.500**	**mg/L**	1	02-Feb-2022 22:33
Iron	**6.93**		**0.0120**	**0.200**	**mg/L**	1	02-Feb-2022 22:33
Magnesium	**23.2**		**0.0100**	**0.200**	**mg/L**	1	02-Feb-2022 22:33
Manganese	**1.42**		**0.000700**	**0.00500**	**mg/L**	1	02-Feb-2022 22:33
Potassium	**0.494**		**0.0180**	**0.200**	**mg/L**	1	02-Feb-2022 22:33
Sodium	**33.4**		**0.0140**	**0.200**	**mg/L**	1	02-Feb-2022 22:33
ALKALINITY BY SM 2320B-2011		**Method:SM2320B**					Analyst: TH
Alkalinity, Bicarbonate (As CaCO3)	**408**		**5.00**	**5.00**	**mg/L**	1	24-Jan-2022 18:35
Alkalinity, Carbonate (As CaCO3)	< 5.00		5.00	5.00	mg/L	1	24-Jan-2022 18:35
Alkalinity, Total (As CaCO3)	**408**		**5.00**	**5.00**	**mg/L**	1	24-Jan-2022 18:35
ANIONS BY SW9056A		**Method:SW9056**					Analyst: YP
Chloride	**17.1**		**0.200**	**0.500**	**mg/L**	1	21-Jan-2022 14:49
Fluoride	**0.906**		**0.0500**	**0.100**	**mg/L**	1	21-Jan-2022 14:49
Nitrogen, Nitrate (As N)	**0.0407**	J	**0.0300**	**0.100**	**mg/L**	1	21-Jan-2022 14:49
Nitrogen, Nitrite (As N)	**0.103**		**0.0300**	**0.100**	**mg/L**	1	21-Jan-2022 14:49
Sulfate	**25.6**		**0.200**	**0.500**	**mg/L**	1	21-Jan-2022 14:49
Nitrate/Nitrite (as N)	**0.144**		**0.0300**	**0.100**	**mg/L**	1	21-Jan-2022 14:49

Note: See Qualifiers Page for a list of qualifiers and their explanation.

Client:	Golder Associates Inc.	**ANALYTICAL REPORT**
Project:	Houston TX-Wood Preserving Works	WorkOrder:HS22010909
Sample ID:	WG-1620-MW84A-20220120	Lab ID:HS22010909-10
Collection Date:	20-Jan-2022 14:00	Matrix:Groundwater

ANALYSES	RESULT	QUAL	SDL	MQL	UNITS	DILUTION FACTOR	DATE ANALYZED
LOW LEVEL VOLATILES BY SW8260C		**Method:SW8260**					Analyst: AKP
1,2-Dichloroethane	< 0.00020		0.00020	0.0010	mg/L	1	28-Jan-2022 16:52
Benzene	< 0.00020		0.00020	0.0010	mg/L	1	28-Jan-2022 16:52
Chlorobenzene	< 0.00030		0.00030	0.0010	mg/L	1	28-Jan-2022 16:52
Ethylbenzene	< 0.00030		0.00030	0.0010	mg/L	1	28-Jan-2022 16:52
Methylene chloride	< 0.0010		0.0010	0.0020	mg/L	1	28-Jan-2022 16:52
Toluene	< 0.00020		0.00020	0.0010	mg/L	1	28-Jan-2022 16:52
Xylenes, Total	< 0.00030		0.00030	0.0010	mg/L	1	28-Jan-2022 16:52
Surr: 1,2-Dichloroethane-d4	*76.6*			*70-126*	*%REC*	*1*	*28-Jan-2022 16:52*
Surr: 4-Bromofluorobenzene	*77.1*			*77-113*	*%REC*	*1*	*28-Jan-2022 16:52*
Surr: Dibromofluoromethane	*91.3*			*77-123*	*%REC*	*1*	*28-Jan-2022 16:52*
Surr: Toluene-d8	*94.5*			*82-127*	*%REC*	*1*	*28-Jan-2022 16:52*

Note: See Qualifiers Page for a list of qualifiers and their explanation.

Client:	Golder Associates Inc.	**ANALYTICAL REPORT**
Project:	Houston TX-Wood Preserving Works	WorkOrder:HS22010909
Sample ID:	WG-1620-MW84A-20220120	Lab ID:HS22010909-10
Collection Date:	20-Jan-2022 14:00	Matrix:Groundwater

ANALYSES	RESULT	QUAL	SDL	MQL	UNITS	DILUTION FACTOR	DATE ANALYZED
LOW-LEVEL SEMIVOLATILES BY 8270D		**Method:SW8270**			Prep:SW3510 / 25-Jan-2022		Analyst: GEY
1,2-Diphenylhydrazine	< 0.000021		0.000021	0.00020	mg/L	1	03-Feb-2022 01:23
2,4-Dimethylphenol	< 0.000040		0.000040	0.00020	mg/L	1	03-Feb-2022 01:23
2,4-Dinitrotoluene	< 0.000058		0.000058	0.00020	mg/L	1	03-Feb-2022 01:23
2,6-Dinitrotoluene	< 0.000042		0.000042	0.00020	mg/L	1	03-Feb-2022 01:23
2-Chloronaphthalene	< 0.000021		0.000021	0.00020	mg/L	1	03-Feb-2022 01:23
2-Methylnaphthalene	< 0.000019		0.000019	0.00010	mg/L	1	03-Feb-2022 01:23
4,6-Dinitro-2-methylphenol	< 0.000020		0.000020	0.00020	mg/L	1	03-Feb-2022 01:23
4-Nitrophenol	< 0.000047		0.000047	0.0010	mg/L	1	03-Feb-2022 01:23
Acenaphthene	< 0.000027		0.000027	0.00010	mg/L	1	03-Feb-2022 01:23
Acenaphthylene	< 0.000015		0.000015	0.00010	mg/L	1	03-Feb-2022 01:23
Anthracene	< 0.000014		0.000014	0.00010	mg/L	1	03-Feb-2022 01:23
Benz(a)anthracene	< 0.000050		0.000050	0.00010	mg/L	1	03-Feb-2022 01:23
Benzo(a)pyrene	< 0.000020		0.000020	0.00010	mg/L	1	03-Feb-2022 01:23
Bis(2-chloroethoxy)methane	< 0.000030		0.000030	0.00020	mg/L	1	03-Feb-2022 01:23
Bis(2-ethylhexyl)phthalate	< 0.000037		0.000037	0.00020	mg/L	1	03-Feb-2022 01:23
Chrysene	< 0.000021		0.000021	0.00010	mg/L	1	03-Feb-2022 01:23
Dibenzofuran	< 0.000020		0.000020	0.00010	mg/L	1	03-Feb-2022 01:23
Di-n-butyl phthalate	< 0.000020		0.000020	0.00020	mg/L	1	03-Feb-2022 01:23
Fluoranthene	< 0.000010		0.000010	0.00010	mg/L	1	03-Feb-2022 01:23
Fluorene	< 0.000030		0.000030	0.00010	mg/L	1	03-Feb-2022 01:23
Naphthalene	**0.000063**	J	**0.000020**	**0.00010**	**mg/L**	1	03-Feb-2022 01:23
Nitrobenzene	< 0.000024		0.000024	0.00020	mg/L	1	03-Feb-2022 01:23
N-Nitrosodiphenylamine	< 0.000025		0.000025	0.00020	mg/L	1	03-Feb-2022 01:23
Pentachlorophenol	< 0.000079		0.000079	0.00020	mg/L	1	03-Feb-2022 01:23
Phenanthrene	< 0.000021		0.000021	0.00010	mg/L	1	03-Feb-2022 01:23
Phenol	< 0.000035		0.000035	0.00020	mg/L	1	03-Feb-2022 01:23
Pyrene	< 0.000019		0.000019	0.00010	mg/L	1	03-Feb-2022 01:23
Surr: 2,4,6-Tribromophenol	*110*			*34-129*	*%REC*	*1*	*03-Feb-2022 01:23*
Surr: 2-Fluorobiphenyl	*96.0*			*40-125*	*%REC*	*1*	*03-Feb-2022 01:23*
Surr: 2-Fluorophenol	*83.5*			*20-120*	*%REC*	*1*	*03-Feb-2022 01:23*
Surr: 4-Terphenyl-d14	*119*			*40-135*	*%REC*	*1*	*03-Feb-2022 01:23*
Surr: Nitrobenzene-d5	*86.9*			*41-120*	*%REC*	*1*	*03-Feb-2022 01:23*
Surr: Phenol-d6	*90.3*			*20-120*	*%REC*	*1*	*03-Feb-2022 01:23*

Note: See Qualifiers Page for a list of qualifiers and their explanation.

Client:	Golder Associates Inc.	**ANALYTICAL REPORT**
Project:	Houston TX-Wood Preserving Works	WorkOrder:HS22010909
Sample ID:	WG-1620-MW84A-20220120	Lab ID:HS22010909-10
Collection Date:	20-Jan-2022 14:00	Matrix:Groundwater

ANALYSES	RESULT	QUAL	SDL	MQL	UNITS	DILUTION FACTOR	DATE ANALYZED
ICP-MS METALS BY SW6020A		**Method:SW6020A**			Prep:SW3010A / 02-Feb-2022		Analyst: JHD
Arsenic	**0.00267**		**0.000400**	**0.00200**	**mg/L**	1	02-Feb-2022 22:35
Calcium	**98.0**		**0.0340**	**0.500**	**mg/L**	1	02-Feb-2022 22:35
Iron	**0.358**		**0.0120**	**0.200**	**mg/L**	1	02-Feb-2022 22:35
Magnesium	**31.6**		**0.0100**	**0.200**	**mg/L**	1	02-Feb-2022 22:35
Manganese	**0.219**		**0.000700**	**0.00500**	**mg/L**	1	02-Feb-2022 22:35
Potassium	**0.313**		**0.0180**	**0.200**	**mg/L**	1	02-Feb-2022 22:35
Sodium	**79.9**		**0.0140**	**0.200**	**mg/L**	1	02-Feb-2022 22:35
ALKALINITY BY SM 2320B-2011		**Method:SM2320B**					Analyst: TH
Alkalinity, Bicarbonate (As CaCO3)	**467**		**5.00**	**5.00**	**mg/L**	1	24-Jan-2022 18:41
Alkalinity, Carbonate (As CaCO3)	< 5.00		5.00	5.00	mg/L	1	24-Jan-2022 18:41
Alkalinity, Total (As CaCO3)	**467**		**5.00**	**5.00**	**mg/L**	1	24-Jan-2022 18:41
ANIONS BY SW9056A		**Method:SW9056**					Analyst: YP
Chloride	**26.4**		**0.200**	**0.500**	**mg/L**	1	21-Jan-2022 14:57
Fluoride	**0.974**		**0.0500**	**0.100**	**mg/L**	1	21-Jan-2022 14:57
Nitrogen, Nitrate (As N)	**0.0496**	J	**0.0300**	**0.100**	**mg/L**	1	21-Jan-2022 14:57
Nitrogen, Nitrite (As N)	**0.0645**	J	**0.0300**	**0.100**	**mg/L**	1	21-Jan-2022 14:57
Sulfate	**84.8**		**0.200**	**0.500**	**mg/L**	1	21-Jan-2022 14:57
Nitrate/Nitrite (as N)	**0.114**		**0.0300**	**0.100**	**mg/L**	1	21-Jan-2022 14:57

Note: See Qualifiers Page for a list of qualifiers and their explanation.

Client:	Golder Associates Inc.	**ANALYTICAL REPORT**
Project:	Houston TX-Wood Preserving Works	WorkOrder:HS22010909
Sample ID:	WG-1620-MW32AR-20220120	Lab ID:HS22010909-11
Collection Date:	20-Jan-2022 14:55	Matrix:Groundwater

ANALYSES	RESULT	QUAL	SDL	MQL	UNITS	DILUTION FACTOR	DATE ANALYZED
LOW LEVEL VOLATILES BY SW8260C		**Method:SW8260**					Analyst: AKP
1,2-Dichloroethane	< 0.00020		0.00020	0.0010	mg/L	1	28-Jan-2022 17:13
Benzene	< 0.00020		0.00020	0.0010	mg/L	1	28-Jan-2022 17:13
Chlorobenzene	< 0.00030		0.00030	0.0010	mg/L	1	28-Jan-2022 17:13
Ethylbenzene	< 0.00030		0.00030	0.0010	mg/L	1	28-Jan-2022 17:13
Methylene chloride	< 0.0010		0.0010	0.0020	mg/L	1	28-Jan-2022 17:13
Toluene	< 0.00020		0.00020	0.0010	mg/L	1	28-Jan-2022 17:13
Xylenes, Total	< 0.00030		0.00030	0.0010	mg/L	1	28-Jan-2022 17:13
Surr: 1,2-Dichloroethane-d4	*77.0*			*70-126*	*%REC*	*1*	*28-Jan-2022 17:13*
Surr: 4-Bromofluorobenzene	*77.2*			*77-113*	*%REC*	*1*	*28-Jan-2022 17:13*
Surr: Dibromofluoromethane	*92.1*			*77-123*	*%REC*	*1*	*28-Jan-2022 17:13*
Surr: Toluene-d8	*95.8*			*82-127*	*%REC*	*1*	*28-Jan-2022 17:13*

Note: See Qualifiers Page for a list of qualifiers and their explanation.

Client:	Golder Associates Inc.	**ANALYTICAL REPORT**
Project:	Houston TX-Wood Preserving Works	WorkOrder:HS22010909
Sample ID:	WG-1620-MW32AR-20220120	Lab ID:HS22010909-11
Collection Date:	20-Jan-2022 14:55	Matrix:Groundwater

ANALYSES	RESULT	QUAL	SDL	MQL	UNITS	DILUTION FACTOR	DATE ANALYZED
LOW-LEVEL SEMIVOLATILES BY 8270D		**Method:SW8270**			Prep:SW3510 / 25-Jan-2022		Analyst: GEY
1,2-Diphenylhydrazine	< 0.000021		0.000021	0.00020	mg/L	1	03-Feb-2022 01:42
2,4-Dimethylphenol	< 0.000040		0.000040	0.00020	mg/L	1	03-Feb-2022 01:42
2,4-Dinitrotoluene	< 0.000058		0.000058	0.00020	mg/L	1	03-Feb-2022 01:42
2,6-Dinitrotoluene	< 0.000042		0.000042	0.00020	mg/L	1	03-Feb-2022 01:42
2-Chloronaphthalene	< 0.000021		0.000021	0.00020	mg/L	1	03-Feb-2022 01:42
2-Methylnaphthalene	< 0.000019		0.000019	0.00010	mg/L	1	03-Feb-2022 01:42
4,6-Dinitro-2-methylphenol	< 0.000020		0.000020	0.00020	mg/L	1	03-Feb-2022 01:42
4-Nitrophenol	< 0.000047		0.000047	0.0010	mg/L	1	03-Feb-2022 01:42
Acenaphthene	< 0.000027		0.000027	0.00010	mg/L	1	03-Feb-2022 01:42
Acenaphthylene	< 0.000015		0.000015	0.00010	mg/L	1	03-Feb-2022 01:42
Anthracene	< 0.000014		0.000014	0.00010	mg/L	1	03-Feb-2022 01:42
Benz(a)anthracene	< 0.000050		0.000050	0.00010	mg/L	1	03-Feb-2022 01:42
Benzo(a)pyrene	< 0.000020		0.000020	0.00010	mg/L	1	03-Feb-2022 01:42
Bis(2-chloroethoxy)methane	< 0.000030		0.000030	0.00020	mg/L	1	03-Feb-2022 01:42
Bis(2-ethylhexyl)phthalate	< 0.000037		0.000037	0.00020	mg/L	1	03-Feb-2022 01:42
Chrysene	< 0.000021		0.000021	0.00010	mg/L	1	03-Feb-2022 01:42
Dibenzofuran	< 0.000020		0.000020	0.00010	mg/L	1	03-Feb-2022 01:42
Di-n-butyl phthalate	**0.000052**	J	**0.000020**	**0.00020**	**mg/L**	1	03-Feb-2022 01:42
Fluoranthene	< 0.000010		0.000010	0.00010	mg/L	1	03-Feb-2022 01:42
Fluorene	< 0.000030		0.000030	0.00010	mg/L	1	03-Feb-2022 01:42
Naphthalene	< 0.000020		0.000020	0.00010	mg/L	1	03-Feb-2022 01:42
Nitrobenzene	< 0.000024		0.000024	0.00020	mg/L	1	03-Feb-2022 01:42
N-Nitrosodiphenylamine	< 0.000025		0.000025	0.00020	mg/L	1	03-Feb-2022 01:42
Pentachlorophenol	< 0.000079		0.000079	0.00020	mg/L	1	03-Feb-2022 01:42
Phenanthrene	< 0.000021		0.000021	0.00010	mg/L	1	03-Feb-2022 01:42
Phenol	< 0.000035		0.000035	0.00020	mg/L	1	03-Feb-2022 01:42
Pyrene	< 0.000019		0.000019	0.00010	mg/L	1	03-Feb-2022 01:42
Surr: 2,4,6-Tribromophenol	*104*			*34-129*	*%REC*	*1*	*03-Feb-2022 01:42*
Surr: 2-Fluorobiphenyl	*81.1*			*40-125*	*%REC*	*1*	*03-Feb-2022 01:42*
Surr: 2-Fluorophenol	*66.6*			*20-120*	*%REC*	*1*	*03-Feb-2022 01:42*
Surr: 4-Terphenyl-d14	*81.1*			*40-135*	*%REC*	*1*	*03-Feb-2022 01:42*
Surr: Nitrobenzene-d5	*77.7*			*41-120*	*%REC*	*1*	*03-Feb-2022 01:42*
Surr: Phenol-d6	*73.7*			*20-120*	*%REC*	*1*	*03-Feb-2022 01:42*

Note: See Qualifiers Page for a list of qualifiers and their explanation.

Client:	Golder Associates Inc.	**ANALYTICAL REPORT**
Project:	Houston TX-Wood Preserving Works	WorkOrder:HS22010909
Sample ID:	WG-1620-MW32AR-20220120	Lab ID:HS22010909-11
Collection Date:	20-Jan-2022 14:55	Matrix:Groundwater

ANALYSES	RESULT	QUAL	SDL	MQL	UNITS	DILUTION FACTOR	DATE ANALYZED
ICP-MS METALS BY SW6020A		**Method:SW6020A**			Prep:SW3010A / 02-Feb-2022		Analyst: JHD
Arsenic	**0.00576**		**0.000400**	**0.00200**	**mg/L**	1	02-Feb-2022 22:37
Calcium	**117**		**0.0340**	**0.500**	**mg/L**	1	02-Feb-2022 22:37
Iron	**0.402**		**0.0120**	**0.200**	**mg/L**	1	02-Feb-2022 22:37
Magnesium	**19.7**		**0.0100**	**0.200**	**mg/L**	1	02-Feb-2022 22:37
Manganese	**0.450**		**0.000700**	**0.00500**	**mg/L**	1	02-Feb-2022 22:37
Potassium	**0.170**	J	**0.0180**	**0.200**	**mg/L**	1	02-Feb-2022 22:37
Sodium	**82.5**		**0.0140**	**0.200**	**mg/L**	1	02-Feb-2022 22:37
ALKALINITY BY SM 2320B-2011		**Method:SM2320B**					Analyst: TH
Alkalinity, Bicarbonate (As CaCO3)	**440**		**5.00**	**5.00**	**mg/L**	1	24-Jan-2022 18:48
Alkalinity, Carbonate (As CaCO3)	< 5.00		5.00	5.00	mg/L	1	24-Jan-2022 18:48
Alkalinity, Total (As CaCO3)	**440**		**5.00**	**5.00**	**mg/L**	1	24-Jan-2022 18:48
ANIONS BY SW9056A		**Method:SW9056**					Analyst: YP
Chloride	**52.6**		**0.200**	**0.500**	**mg/L**	1	21-Jan-2022 15:04
Fluoride	**0.785**		**0.0500**	**0.100**	**mg/L**	1	21-Jan-2022 15:04
Nitrogen, Nitrate (As N)	**0.0599**	J	**0.0300**	**0.100**	**mg/L**	1	21-Jan-2022 15:04
Nitrogen, Nitrite (As N)	< 0.0300		0.0300	0.100	mg/L	1	21-Jan-2022 15:04
Sulfate	**95.3**		**0.200**	**0.500**	**mg/L**	1	21-Jan-2022 15:04
Nitrate/Nitrite (as N)	**0.0599**	J	**0.0300**	**0.100**	**mg/L**	1	21-Jan-2022 15:04

Note: See Qualifiers Page for a list of qualifiers and their explanation.

Client:	Golder Associates Inc.	**ANALYTICAL REPORT**
Project:	Houston TX-Wood Preserving Works	WorkOrder:HS22010909
Sample ID:	WG-1620-MW68A-20220120	Lab ID:HS22010909-12
Collection Date:	20-Jan-2022 15:50	Matrix:Groundwater

ANALYSES	RESULT	QUAL	SDL	MQL	UNITS	DILUTION FACTOR	DATE ANALYZED
LOW LEVEL VOLATILES BY SW8260C		**Method:SW8260**					Analyst: AKP
1,2-Dichloroethane	< 0.00020		0.00020	0.0010	mg/L	1	28-Jan-2022 17:34
Benzene	< 0.00020		0.00020	0.0010	mg/L	1	28-Jan-2022 17:34
Chlorobenzene	< 0.00030		0.00030	0.0010	mg/L	1	28-Jan-2022 17:34
Ethylbenzene	< 0.00030		0.00030	0.0010	mg/L	1	28-Jan-2022 17:34
Methylene chloride	< 0.0010		0.0010	0.0020	mg/L	1	28-Jan-2022 17:34
Toluene	< 0.00020		0.00020	0.0010	mg/L	1	28-Jan-2022 17:34
Xylenes, Total	< 0.00030		0.00030	0.0010	mg/L	1	28-Jan-2022 17:34
Surr: 1,2-Dichloroethane-d4	*76.3*			*70-126*	*%REC*	*1*	*28-Jan-2022 17:34*
Surr: 4-Bromofluorobenzene	*77.6*			*77-113*	*%REC*	*1*	*28-Jan-2022 17:34*
Surr: Dibromofluoromethane	*92.8*			*77-123*	*%REC*	*1*	*28-Jan-2022 17:34*
Surr: Toluene-d8	*95.6*			*82-127*	*%REC*	*1*	*28-Jan-2022 17:34*

Note: See Qualifiers Page for a list of qualifiers and their explanation.

Client:	Golder Associates Inc.	**ANALYTICAL REPORT**
Project:	Houston TX-Wood Preserving Works	WorkOrder:HS22010909
Sample ID:	WG-1620-MW68A-20220120	Lab ID:HS22010909-12
Collection Date:	20-Jan-2022 15:50	Matrix:Groundwater

ANALYSES	RESULT	QUAL	SDL	MQL	UNITS	DILUTION FACTOR	DATE ANALYZED
LOW-LEVEL SEMIVOLATILES BY 8270D		**Method:SW8270**			Prep:SW3510 / 25-Jan-2022		Analyst: GEY
1,2-Diphenylhydrazine	< 0.000021		0.000021	0.00020	mg/L	1	03-Feb-2022 02:01
2,4-Dimethylphenol	< 0.000040		0.000040	0.00020	mg/L	1	03-Feb-2022 02:01
2,4-Dinitrotoluene	< 0.000058		0.000058	0.00020	mg/L	1	03-Feb-2022 02:01
2,6-Dinitrotoluene	< 0.000042		0.000042	0.00020	mg/L	1	03-Feb-2022 02:01
2-Chloronaphthalene	< 0.000021		0.000021	0.00020	mg/L	1	03-Feb-2022 02:01
2-Methylnaphthalene	< 0.000019		0.000019	0.00010	mg/L	1	03-Feb-2022 02:01
4,6-Dinitro-2-methylphenol	< 0.000020		0.000020	0.00020	mg/L	1	03-Feb-2022 02:01
4-Nitrophenol	< 0.000047		0.000047	0.0010	mg/L	1	03-Feb-2022 02:01
Acenaphthene	< 0.000027		0.000027	0.00010	mg/L	1	03-Feb-2022 02:01
Acenaphthylene	< 0.000015		0.000015	0.00010	mg/L	1	03-Feb-2022 02:01
Anthracene	< 0.000014		0.000014	0.00010	mg/L	1	03-Feb-2022 02:01
Benz(a)anthracene	< 0.000050		0.000050	0.00010	mg/L	1	03-Feb-2022 02:01
Benzo(a)pyrene	< 0.000020		0.000020	0.00010	mg/L	1	03-Feb-2022 02:01
Bis(2-chloroethoxy)methane	< 0.000030		0.000030	0.00020	mg/L	1	03-Feb-2022 02:01
Bis(2-ethylhexyl)phthalate	**0.00015**	J	**0.000037**	**0.00020**	**mg/L**	1	03-Feb-2022 02:01
Chrysene	< 0.000021		0.000021	0.00010	mg/L	1	03-Feb-2022 02:01
Dibenzofuran	< 0.000020		0.000020	0.00010	mg/L	1	03-Feb-2022 02:01
Di-n-butyl phthalate	< 0.000020		0.000020	0.00020	mg/L	1	03-Feb-2022 02:01
Fluoranthene	< 0.000010		0.000010	0.00010	mg/L	1	03-Feb-2022 02:01
Fluorene	< 0.000030		0.000030	0.00010	mg/L	1	03-Feb-2022 02:01
Naphthalene	< 0.000020		0.000020	0.00010	mg/L	1	03-Feb-2022 02:01
Nitrobenzene	< 0.000024		0.000024	0.00020	mg/L	1	03-Feb-2022 02:01
N-Nitrosodiphenylamine	< 0.000025		0.000025	0.00020	mg/L	1	03-Feb-2022 02:01
Pentachlorophenol	< 0.000079		0.000079	0.00020	mg/L	1	03-Feb-2022 02:01
Phenanthrene	< 0.000021		0.000021	0.00010	mg/L	1	03-Feb-2022 02:01
Phenol	< 0.000035		0.000035	0.00020	mg/L	1	03-Feb-2022 02:01
Pyrene	< 0.000019		0.000019	0.00010	mg/L	1	03-Feb-2022 02:01
Surr: 2,4,6-Tribromophenol	*114*			*34-129*	*%REC*	*1*	*03-Feb-2022 02:01*
Surr: 2-Fluorobiphenyl	*99.7*			*40-125*	*%REC*	*1*	*03-Feb-2022 02:01*
Surr: 2-Fluorophenol	*88.6*			*20-120*	*%REC*	*1*	*03-Feb-2022 02:01*
Surr: 4-Terphenyl-d14	*122*			*40-135*	*%REC*	*1*	*03-Feb-2022 02:01*
Surr: Nitrobenzene-d5	*90.3*			*41-120*	*%REC*	*1*	*03-Feb-2022 02:01*
Surr: Phenol-d6	*96.8*			*20-120*	*%REC*	*1*	*03-Feb-2022 02:01*

Note: See Qualifiers Page for a list of qualifiers and their explanation.

Client:	Golder Associates Inc.	**ANALYTICAL REPORT**
Project:	Houston TX-Wood Preserving Works	WorkOrder:HS22010909
Sample ID:	WG-1620-MW68A-20220120	Lab ID:HS22010909-12
Collection Date:	20-Jan-2022 15:50	Matrix:Groundwater

ANALYSES	RESULT	QUAL	SDL	MQL	UNITS	DILUTION FACTOR	DATE ANALYZED
ICP-MS METALS BY SW6020A		**Method:SW6020A**			Prep:SW3010A / 02-Feb-2022		Analyst: JHD
Arsenic	**0.129**		**0.000400**	**0.00200**	**mg/L**	1	02-Feb-2022 22:39
Calcium	**106**		**0.0340**	**0.500**	**mg/L**	1	02-Feb-2022 22:39
Iron	**10.5**		**0.0120**	**0.200**	**mg/L**	1	02-Feb-2022 22:39
Magnesium	**23.2**		**0.0100**	**0.200**	**mg/L**	1	02-Feb-2022 22:39
Manganese	**0.705**		**0.000700**	**0.00500**	**mg/L**	1	02-Feb-2022 22:39
Potassium	**0.922**		**0.0180**	**0.200**	**mg/L**	1	02-Feb-2022 22:39
Sodium	**77.0**		**0.0140**	**0.200**	**mg/L**	1	02-Feb-2022 22:39
ALKALINITY BY SM 2320B-2011		**Method:SM2320B**					Analyst: TH
Alkalinity, Bicarbonate (As CaCO3)	**370**		**5.00**	**5.00**	**mg/L**	1	24-Jan-2022 18:54
Alkalinity, Carbonate (As CaCO3)	< 5.00		5.00	5.00	mg/L	1	24-Jan-2022 18:54
Alkalinity, Total (As CaCO3)	**370**		**5.00**	**5.00**	**mg/L**	1	24-Jan-2022 18:54
ANIONS BY SW9056A		**Method:SW9056**					Analyst: YP
Chloride	**63.6**		**0.200**	**0.500**	**mg/L**	1	21-Jan-2022 15:12
Fluoride	**0.699**		**0.0500**	**0.100**	**mg/L**	1	21-Jan-2022 15:12
Nitrogen, Nitrate (As N)	**0.148**		**0.0300**	**0.100**	**mg/L**	1	21-Jan-2022 15:12
Nitrogen, Nitrite (As N)	< 0.0300		0.0300	0.100	mg/L	1	21-Jan-2022 15:12
Sulfate	**58.7**		**0.200**	**0.500**	**mg/L**	1	21-Jan-2022 15:12
Nitrate/Nitrite (as N)	**0.148**		**0.0300**	**0.100**	**mg/L**	1	21-Jan-2022 15:12

Note: See Qualifiers Page for a list of qualifiers and their explanation.

Client:	Golder Associates Inc.	**ANALYTICAL REPORT**
Project:	Houston TX-Wood Preserving Works	WorkOrder:HS22010909
Sample ID:	WG-1620-FB08-20220120	Lab ID:HS22010909-13
Collection Date:	20-Jan-2022 16:15	Matrix:Water

ANALYSES	RESULT	QUAL	SDL	MQL	UNITS	DILUTION FACTOR	DATE ANALYZED
LOW LEVEL VOLATILES BY SW8260C		**Method:SW8260**					Analyst: AKP
1,2-Dichloroethane	< 0.00020		0.00020	0.0010	mg/L	1	28-Jan-2022 14:05
Benzene	< 0.00020		0.00020	0.0010	mg/L	1	28-Jan-2022 14:05
Chlorobenzene	< 0.00030		0.00030	0.0010	mg/L	1	28-Jan-2022 14:05
Ethylbenzene	< 0.00030		0.00030	0.0010	mg/L	1	28-Jan-2022 14:05
Methylene chloride	< 0.0010		0.0010	0.0020	mg/L	1	28-Jan-2022 14:05
Toluene	< 0.00020		0.00020	0.0010	mg/L	1	28-Jan-2022 14:05
Xylenes, Total	< 0.00030		0.00030	0.0010	mg/L	1	28-Jan-2022 14:05
Surr: 1,2-Dichloroethane-d4	*77.4*			*70-126*	*%REC*	*1*	*28-Jan-2022 14:05*
Surr: 4-Bromofluorobenzene	*78.8*			*77-113*	*%REC*	*1*	*28-Jan-2022 14:05*
Surr: Dibromofluoromethane	*92.7*			*77-123*	*%REC*	*1*	*28-Jan-2022 14:05*
Surr: Toluene-d8	*95.4*			*82-127*	*%REC*	*1*	*28-Jan-2022 14:05*

Note: See Qualifiers Page for a list of qualifiers and their explanation.

Client:	Golder Associates Inc.	**ANALYTICAL REPORT**
Project:	Houston TX-Wood Preserving Works	WorkOrder:HS22010909
Sample ID:	WG-1620-FB08-20220120	Lab ID:HS22010909-13
Collection Date:	20-Jan-2022 16:15	Matrix:Water

ANALYSES	RESULT	QUAL	SDL	MQL	UNITS	DILUTION FACTOR	DATE ANALYZED
LOW-LEVEL SEMIVOLATILES BY 8270D		**Method:SW8270**			Prep:SW3510 / 25-Jan-2022		Analyst: GEY
1,2-Diphenylhydrazine	< 0.000021		0.000021	0.00020	mg/L	1	03-Feb-2022 02:20
2,4-Dimethylphenol	< 0.000040		0.000040	0.00020	mg/L	1	03-Feb-2022 02:20
2,4-Dinitrotoluene	< 0.000058		0.000058	0.00020	mg/L	1	03-Feb-2022 02:20
2,6-Dinitrotoluene	< 0.000042		0.000042	0.00020	mg/L	1	03-Feb-2022 02:20
2-Chloronaphthalene	< 0.000021		0.000021	0.00020	mg/L	1	03-Feb-2022 02:20
2-Methylnaphthalene	< 0.000019		0.000019	0.00010	mg/L	1	03-Feb-2022 02:20
4,6-Dinitro-2-methylphenol	< 0.000020		0.000020	0.00020	mg/L	1	03-Feb-2022 02:20
4-Nitrophenol	< 0.000047		0.000047	0.0010	mg/L	1	03-Feb-2022 02:20
Acenaphthene	< 0.000027		0.000027	0.00010	mg/L	1	03-Feb-2022 02:20
Acenaphthylene	< 0.000015		0.000015	0.00010	mg/L	1	03-Feb-2022 02:20
Anthracene	< 0.000014		0.000014	0.00010	mg/L	1	03-Feb-2022 02:20
Benz(a)anthracene	< 0.000050		0.000050	0.00010	mg/L	1	03-Feb-2022 02:20
Benzo(a)pyrene	< 0.000020		0.000020	0.00010	mg/L	1	03-Feb-2022 02:20
Bis(2-chloroethoxy)methane	< 0.000030		0.000030	0.00020	mg/L	1	03-Feb-2022 02:20
Bis(2-ethylhexyl)phthalate	< 0.000037		0.000037	0.00020	mg/L	1	03-Feb-2022 02:20
Chrysene	< 0.000021		0.000021	0.00010	mg/L	1	03-Feb-2022 02:20
Dibenzofuran	< 0.000020		0.000020	0.00010	mg/L	1	03-Feb-2022 02:20
Di-n-butyl phthalate	< 0.000020		0.000020	0.00020	mg/L	1	03-Feb-2022 02:20
Fluoranthene	< 0.000010		0.000010	0.00010	mg/L	1	03-Feb-2022 02:20
Fluorene	< 0.000030		0.000030	0.00010	mg/L	1	03-Feb-2022 02:20
Naphthalene	< 0.000020		0.000020	0.00010	mg/L	1	03-Feb-2022 02:20
Nitrobenzene	< 0.000024		0.000024	0.00020	mg/L	1	03-Feb-2022 02:20
N-Nitrosodiphenylamine	< 0.000025		0.000025	0.00020	mg/L	1	03-Feb-2022 02:20
Pentachlorophenol	< 0.000079		0.000079	0.00020	mg/L	1	03-Feb-2022 02:20
Phenanthrene	< 0.000021		0.000021	0.00010	mg/L	1	03-Feb-2022 02:20
Phenol	< 0.000035		0.000035	0.00020	mg/L	1	03-Feb-2022 02:20
Pyrene	< 0.000019		0.000019	0.00010	mg/L	1	03-Feb-2022 02:20
Surr: 2,4,6-Tribromophenol	*101*			*34-129*	*%REC*	*1*	*03-Feb-2022 02:20*
Surr: 2-Fluorobiphenyl	*101*			*40-125*	*%REC*	*1*	*03-Feb-2022 02:20*
Surr: 2-Fluorophenol	*91.2*			*20-120*	*%REC*	*1*	*03-Feb-2022 02:20*
Surr: 4-Terphenyl-d14	*120*			*40-135*	*%REC*	*1*	*03-Feb-2022 02:20*
Surr: Nitrobenzene-d5	*92.8*			*41-120*	*%REC*	*1*	*03-Feb-2022 02:20*
Surr: Phenol-d6	*90.1*			*20-120*	*%REC*	*1*	*03-Feb-2022 02:20*
ICP-MS METALS BY SW6020A		**Method:SW6020A**			Prep:SW3010A / 02-Feb-2022		Analyst: JHD
Arsenic	< 0.000400		0.000400	0.00200	mg/L	1	02-Feb-2022 22:41

Note: See Qualifiers Page for a list of qualifiers and their explanation.

Weight / Prep Log

Client: Golder Associates Inc.
Project: Houston TX-Wood Preserving Works
WorkOrder: HS22010909

Batch ID: 174693 **Start Date:** 24 Jan 2022 08:30 **End Date:** 24 Jan 2022 14:00
Method: SV AQ SEP FUN EXTRACT-LOWLEV - 3510C **Prep Code:** 3510_B_LOW

Sample ID	Container	Sample Wt/Vol	Final Volume	Prep Factor	
HS22010909-02	1	1000 (mL)	1 (mL)	0.001	1-liter amber glass, Neat
HS22010909-03	1	1000 (mL)	1 (mL)	0.001	1-liter amber glass, Neat
HS22010909-04	1	1000 (mL)	1 (mL)	0.001	1-liter amber glass, Neat
HS22010909-05	1	1000 (mL)	1 (mL)	0.001	1-liter amber glass, Neat
HS22010909-06	1	1000 (mL)	1 (mL)	0.001	1-liter amber glass, Neat
HS22010909-07	1	1000 (mL)	1 (mL)	0.001	1-liter amber glass, Neat
HS22010909-08	1	1000 (mL)	1 (mL)	0.001	1-liter amber glass, Neat
HS22010909-09	1	1000 (mL)	1 (mL)	0.001	1-liter amber glass, Neat

Batch ID: 174709 **Start Date:** 25 Jan 2022 10:42 **End Date:** 25 Jan 2022 14:30
Method: SV AQ SEP FUN EXTRACT-LOWLEV - 3510C **Prep Code:** 3510_B_LOW

Sample ID	Container	Sample Wt/Vol	Final Volume	Prep Factor	
HS22010909-10	1	1000 (mL)	1 (mL)	0.001	1-liter amber glass, Neat
HS22010909-11	1	1000 (mL)	1 (mL)	0.001	1-liter amber glass, Neat
HS22010909-12	1	1000 (mL)	1 (mL)	0.001	1-liter amber glass, Neat
HS22010909-13	1	1000 (mL)	1 (mL)	0.001	1-liter amber glass, Neat

Batch ID: 174982 **Start Date:** 02 Feb 2022 11:30 **End Date:** 02 Feb 2022 15:30
Method: WATER - SW3010A **Prep Code:** 3010A

Sample ID	Container	Sample Wt/Vol	Final Volume	Prep Factor	
HS22010909-02		10 (mL)	10 (mL)	1	120 plastic HNO3
HS22010909-03		10 (mL)	10 (mL)	1	120 plastic HNO3
HS22010909-04		10 (mL)	10 (mL)	1	120 plastic HNO3
HS22010909-05		10 (mL)	10 (mL)	1	120 plastic HNO3
HS22010909-06		10 (mL)	10 (mL)	1	120 plastic HNO3
HS22010909-07		10 (mL)	10 (mL)	1	120 plastic HNO3
HS22010909-08		10 (mL)	10 (mL)	1	120 plastic HNO3
HS22010909-09		10 (mL)	10 (mL)	1	120 plastic HNO3
HS22010909-10		10 (mL)	10 (mL)	1	120 plastic HNO3
HS22010909-11		10 (mL)	10 (mL)	1	120 plastic HNO3
HS22010909-12		10 (mL)	10 (mL)	1	120 plastic HNO3
HS22010909-13		10 (mL)	10 (mL)	1	120 plastic HNO3

Client: Golder Associates Inc.
Project: Houston TX-Wood Preserving Works
WorkOrder: HS22010909

DATES REPORT

Sample ID	Client Samp ID	Collection Date	Leachate Date	Prep Date	Analysis Date	DF
Batch ID: 174693 (0)	**Test Name :** LOW-LEVEL SEMIVOLATILES BY 8270D				**Matrix:** Groundwater	
HS22010909-02	WG-1620-MW12A-20220120	20 Jan 2022 07:55		24 Jan 2022 12:53	07 Feb 2022 13:25	10
HS22010909-02	WG-1620-MW12A-20220120	20 Jan 2022 07:55		24 Jan 2022 12:53	04 Feb 2022 20:29	1
HS22010909-03	WG-1620-MW13-20220120	20 Jan 2022 08:35		24 Jan 2022 12:53	04 Feb 2022 20:47	1
HS22010909-04	WG-1620-MW05-20220120	20 Jan 2022 09:20		24 Jan 2022 12:53	04 Feb 2022 21:05	1
HS22010909-05	WG-1620-MW04-20220120	20 Jan 2022 10:10		24 Jan 2022 12:53	04 Feb 2022 21:23	1
HS22010909-06	WG-1620-MW09-20220120	20 Jan 2022 11:00		24 Jan 2022 12:53	04 Feb 2022 21:42	1
HS22010909-07	WG-1620-MW91A-20220120	20 Jan 2022 12:05		24 Jan 2022 12:53	04 Feb 2022 22:00	1
HS22010909-08	WG-1620-FD03-20220120	20 Jan 2022 12:05		24 Jan 2022 12:53	07 Feb 2022 14:02	1
HS22010909-09	WG-1620-MW26A-20220120	20 Jan 2022 13:05		24 Jan 2022 12:53	04 Feb 2022 22:36	1
Batch ID: 174709 (0)	**Test Name :** LOW-LEVEL SEMIVOLATILES BY 8270D				**Matrix:** Water	
HS22010909-13	WG-1620-FB08-20220120	20 Jan 2022 16:15		25 Jan 2022 10:42	03 Feb 2022 02:20	1
Batch ID: 174709 (0)	**Test Name :** LOW-LEVEL SEMIVOLATILES BY 8270D				**Matrix:** Groundwater	
HS22010909-10	WG-1620-MW84A-20220120	20 Jan 2022 14:00		25 Jan 2022 10:42	03 Feb 2022 01:23	1
HS22010909-11	WG-1620-MW32AR-20220120	20 Jan 2022 14:55		25 Jan 2022 10:42	03 Feb 2022 01:42	1
HS22010909-12	WG-1620-MW68A-20220120	20 Jan 2022 15:50		25 Jan 2022 10:42	03 Feb 2022 02:01	1
Batch ID: 174982 (0)	**Test Name :** ICP-MS METALS BY SW6020A				**Matrix:** Water	
HS22010909-13	WG-1620-FB08-20220120	20 Jan 2022 16:15		02 Feb 2022 15:30	02 Feb 2022 22:41	1
Batch ID: 174982 (0)	**Test Name :** ICP-MS METALS BY SW6020A				**Matrix:** Groundwater	
HS22010909-02	WG-1620-MW12A-20220120	20 Jan 2022 07:55		02 Feb 2022 15:30	02 Feb 2022 22:14	1
HS22010909-03	WG-1620-MW13-20220120	20 Jan 2022 08:35		02 Feb 2022 15:30	02 Feb 2022 22:16	1
HS22010909-04	WG-1620-MW05-20220120	20 Jan 2022 09:20		02 Feb 2022 15:30	02 Feb 2022 22:18	1
HS22010909-05	WG-1620-MW04-20220120	20 Jan 2022 10:10		02 Feb 2022 15:30	02 Feb 2022 22:20	1
HS22010909-06	WG-1620-MW09-20220120	20 Jan 2022 11:00		02 Feb 2022 15:30	02 Feb 2022 22:22	1
HS22010909-07	WG-1620-MW91A-20220120	20 Jan 2022 12:05		02 Feb 2022 15:30	02 Feb 2022 22:24	1
HS22010909-08	WG-1620-FD03-20220120	20 Jan 2022 12:05		02 Feb 2022 15:30	02 Feb 2022 22:31	1
HS22010909-09	WG-1620-MW26A-20220120	20 Jan 2022 13:05		02 Feb 2022 15:30	02 Feb 2022 22:33	1
HS22010909-10	WG-1620-MW84A-20220120	20 Jan 2022 14:00		02 Feb 2022 15:30	02 Feb 2022 22:35	1
HS22010909-11	WG-1620-MW32AR-20220120	20 Jan 2022 14:55		02 Feb 2022 15:30	02 Feb 2022 22:37	1
HS22010909-12	WG-1620-MW68A-20220120	20 Jan 2022 15:50		02 Feb 2022 15:30	02 Feb 2022 22:39	1

Client: Golder Associates Inc.
Project: Houston TX-Wood Preserving Works
WorkOrder: HS22010909

DATES REPORT

Sample ID	Client Samp ID	Collection Date	Leachate Date	Prep Date	Analysis Date	DF
Batch ID: R400845 (0)	**Test Name :** ANIONS BY SW9056A				**Matrix:** Groundwater	
HS22010909-02	WG-1620-MW12A-20220120	20 Jan 2022 07:55			21 Jan 2022 13:27	1
HS22010909-03	WG-1620-MW13-20220120	20 Jan 2022 08:35			21 Jan 2022 13:49	1
HS22010909-04	WG-1620-MW05-20220120	20 Jan 2022 09:20			21 Jan 2022 14:12	1
HS22010909-05	WG-1620-MW04-20220120	20 Jan 2022 10:10			21 Jan 2022 14:19	1
HS22010909-06	WG-1620-MW09-20220120	20 Jan 2022 11:00			21 Jan 2022 14:27	1
HS22010909-07	WG-1620-MW91A-20220120	20 Jan 2022 12:05			21 Jan 2022 14:34	1
HS22010909-08	WG-1620-FD03-20220120	20 Jan 2022 12:05			21 Jan 2022 14:42	1
HS22010909-09	WG-1620-MW26A-20220120	20 Jan 2022 13:05			21 Jan 2022 14:49	1
HS22010909-10	WG-1620-MW84A-20220120	20 Jan 2022 14:00			21 Jan 2022 14:57	1
HS22010909-11	WG-1620-MW32AR-20220120	20 Jan 2022 14:55			21 Jan 2022 15:04	1
HS22010909-12	WG-1620-MW68A-20220120	20 Jan 2022 15:50			21 Jan 2022 15:12	1
Batch ID: R400895 (0)	**Test Name :** ALKALINITY BY SM 2320B-2011				**Matrix:** Groundwater	
HS22010909-02	WG-1620-MW12A-20220120	20 Jan 2022 07:55			24 Jan 2022 17:30	1
HS22010909-03	WG-1620-MW13-20220120	20 Jan 2022 08:35			24 Jan 2022 17:38	1
HS22010909-04	WG-1620-MW05-20220120	20 Jan 2022 09:20			24 Jan 2022 17:44	1
HS22010909-05	WG-1620-MW04-20220120	20 Jan 2022 10:10			24 Jan 2022 17:51	1
HS22010909-06	WG-1620-MW09-20220120	20 Jan 2022 11:00			24 Jan 2022 17:57	1
HS22010909-07	WG-1620-MW91A-20220120	20 Jan 2022 12:05			24 Jan 2022 18:04	1
HS22010909-08	WG-1620-FD03-20220120	20 Jan 2022 12:05			24 Jan 2022 18:28	1
HS22010909-09	WG-1620-MW26A-20220120	20 Jan 2022 13:05			24 Jan 2022 18:35	1
HS22010909-10	WG-1620-MW84A-20220120	20 Jan 2022 14:00			24 Jan 2022 18:41	1
HS22010909-11	WG-1620-MW32AR-20220120	20 Jan 2022 14:55			24 Jan 2022 18:48	1
HS22010909-12	WG-1620-MW68A-20220120	20 Jan 2022 15:50			24 Jan 2022 18:54	1
Batch ID: R401194 (0)	**Test Name :** LOW LEVEL VOLATILES BY SW8260C				**Matrix:** Groundwater	
HS22010909-02	WG-1620-MW12A-20220120	20 Jan 2022 07:55			28 Jan 2022 11:57	1
HS22010909-03	WG-1620-MW13-20220120	20 Jan 2022 08:35			28 Jan 2022 14:26	1
HS22010909-04	WG-1620-MW05-20220120	20 Jan 2022 09:20			28 Jan 2022 14:47	1
HS22010909-05	WG-1620-MW04-20220120	20 Jan 2022 10:10			28 Jan 2022 15:08	1
HS22010909-06	WG-1620-MW09-20220120	20 Jan 2022 11:00			28 Jan 2022 15:29	1
HS22010909-07	WG-1620-MW91A-20220120	20 Jan 2022 12:05			28 Jan 2022 15:50	1
HS22010909-08	WG-1620-FD03-20220120	20 Jan 2022 12:05			28 Jan 2022 16:11	1
HS22010909-09	WG-1620-MW26A-20220120	20 Jan 2022 13:05			28 Jan 2022 16:32	1
HS22010909-10	WG-1620-MW84A-20220120	20 Jan 2022 14:00			28 Jan 2022 16:52	1
HS22010909-11	WG-1620-MW32AR-20220120	20 Jan 2022 14:55			28 Jan 2022 17:13	1
HS22010909-12	WG-1620-MW68A-20220120	20 Jan 2022 15:50			28 Jan 2022 17:34	1

Client: Golder Associates Inc.
Project: Houston TX-Wood Preserving Works
WorkOrder: HS22010909

DATES REPORT

Sample ID	Client Samp ID	Collection Date	Leachate Date	Prep Date	Analysis Date	DF
Batch ID: R401194 (0)	**Test Name :** LOW LEVEL VOLATILES BY SW8260C				**Matrix:** Water	
HS22010909-01	WQ-1620-TB07-20220120	20 Jan 2022 00:00			28 Jan 2022 13:44	1
HS22010909-13	WG-1620-FB08-20220120	20 Jan 2022 16:15			28 Jan 2022 14:05	1

WorkOrder: HS22010909
InstrumentID: ICPMS06
Test Code: ICP_TW
Test Number: SW6020A
Test Name: ICP-MS Metals by SW6020A

METHOD DETECTION / REPORTING LIMITS

Matrix: Aqueous **Units:** mg/L

Type	Analyte	CAS	DCS Spike	DCS	MDL	PQL
A	Arsenic	7440-38-2	0.00125	0.00112	0.000400	0.00200
A	Calcium	7440-70-2	0.0500	0.0394	0.0340	0.500
A	Iron	7439-89-6	0.0500	0.0481	0.0120	0.200
A	Magnesium	7439-95-4	0.0500	0.0509	0.0100	0.200
A	Manganese	7439-96-5	0.00250	0.00255	0.000700	0.00500
A	Potassium	7440-09-7	0.0500	0.0399	0.0180	0.200
A	Sodium	7440-23-5	0.0500	0.0338	0.0140	0.200

WorkOrder: HS22010909
InstrumentID: SV-7
Test Code: 8270_LOW_W
Test Number: SW8270
Test Name: Low-Level Semivolatiles by 8270D

METHOD DETECTION / REPORTING LIMITS

Matrix: Aqueous **Units:** mg/L

Type	Analyte	CAS	DCS Spike	DCS	MDL	PQL
A	1,2-Diphenylhydrazine	122-66-7	0.00010	0.000085	0.000021	0.00020
A	2,4-Dimethylphenol	105-67-9	0.00010	0.000087	0.000040	0.00020
A	2,4-Dinitrotoluene	121-14-2	0.00010	0.000079	0.000058	0.00020
A	2,6-Dinitrotoluene	606-20-2	0.00010	0.000086	0.000042	0.00020
A	2-Chloronaphthalene	91-58-7	0.00010	0.000083	0.000021	0.00020
A	2-Methylnaphthalene	91-57-6	0.000050	0.000047	0.000019	0.00010
A	4,6-Dinitro-2-methylphenol	534-52-1	0.00010	0.000080	0.000020	0.00020
A	4-Nitrophenol	100-02-7	0.00010	0.000070	0.000047	0.0010
A	Acenaphthene	83-32-9	0.000050	0.000044	0.000027	0.00010
A	Acenaphthylene	208-96-8	0.000050	0.000044	0.000015	0.00010
A	Anthracene	120-12-7	0.000050	0.000048	0.000014	0.00010
A	Benz(a)anthracene	56-55-3	0.000050	0.000053	0.000050	0.00010
A	Benzo(a)pyrene	50-32-8	0.000050	0.000048	0.000020	0.00010
A	Bis(2-chloroethoxy)methane	111-91-1	0.00010	0.000084	0.000030	0.00020
A	Bis(2-ethylhexyl)phthalate	117-81-7	0.00010	0.000089	0.000037	0.00020
A	Chrysene	218-01-9	0.000050	0.000050	0.000021	0.00010
A	Dibenzofuran	132-64-9	0.000050	0.000042	0.000020	0.00010
A	Di-n-butyl phthalate	84-74-2	0.00010	0.000097	0.000020	0.00020
A	Fluoranthene	206-44-0	0.000050	0.000053	0.000010	0.00010
A	Fluorene	86-73-7	0.000050	0.000045	0.000030	0.00010
A	Naphthalene	91-20-3	0.000050	0.000050	0.000020	0.00010
A	Nitrobenzene	98-95-3	0.00010	0.000096	0.000024	0.00020
A	N-Nitrosodiphenylamine	86-30-6	0.00010	0.000079	0.000025	0.00020
A	Pentachlorophenol	87-86-5	0.00010	0.000078	0.000079	0.00020
A	Phenanthrene	85-01-8	0.000050	0.000050	0.000021	0.00010
A	Phenol	108-95-2	0.00010	0.000081	0.000035	0.00020
A	Pyrene	129-00-0	0.000050	0.000048	0.000019	0.00010
S	2,4,6-Tribromophenol	118-79-6	0	0	0	0.00020
S	2-Fluorobiphenyl	321-60-8	0	0	0	0.00020
S	2-Fluorophenol	367-12-4	0	0	0	0.00020
S	4-Terphenyl-d14	1718-51-0	0	0	0	0.00020
S	Nitrobenzene-d5	4165-60-0	0	0	0	0.00020
S	Phenol-d6	13127-88-3	0	0	0	0.00020

WorkOrder: HS22010909
InstrumentID: SV-8
Test Code: 8270_LOW_W
Test Number: SW8270
Test Name: Low-Level Semivolatiles by 8270D

METHOD DETECTION / REPORTING LIMITS

Matrix: Aqueous **Units:** mg/L

Type	Analyte	CAS	DCS Spike	DCS	MDL	PQL
A	1,2-Diphenylhydrazine	122-66-7	0.00010	0.000080	0.000021	0.00020
A	2,4-Dimethylphenol	105-67-9	0.00010	0.000031	0.000040	0.00020
A	2,4-Dinitrotoluene	121-14-2	0.00010	0.00010	0.000058	0.00020
A	2,6-Dinitrotoluene	606-20-2	0.00010	0.000081	0.000042	0.00020
A	2-Chloronaphthalene	91-58-7	0.00010	0.000079	0.000021	0.00020
A	2-Methylnaphthalene	91-57-6	0.000050	0.000049	0.000019	0.00010
A	4,6-Dinitro-2-methylphenol	534-52-1	0.00010	0.000064	0.000020	0.00020
A	4-Nitrophenol	100-02-7	0.00010	0.000063	0.000047	0.0010
A	Acenaphthene	83-32-9	0.000050	0.000046	0.000027	0.00010
A	Acenaphthylene	208-96-8	0.000050	0.000050	0.000015	0.00010
A	Anthracene	120-12-7	0.000050	0.000053	0.000014	0.00010
A	Benz(a)anthracene	56-55-3	0.000050	0.000067	0.000050	0.00010
A	Benzo(a)pyrene	50-32-8	0.000050	0.000059	0.000020	0.00010
A	Bis(2-chloroethoxy)methane	111-91-1	0.00010	0.000085	0.000030	0.00020
A	Bis(2-ethylhexyl)phthalate	117-81-7	0.00010	0.000093	0.000037	0.00020
A	Chrysene	218-01-9	0.000050	0.000057	0.000021	0.00010
A	Dibenzofuran	132-64-9	0.000050	0.000049	0.000020	0.00010
A	Di-n-butyl phthalate	84-74-2	0.00010	0.000091	0.000020	0.00020
A	Fluoranthene	206-44-0	0.000050	0.000052	0.000010	0.00010
A	Fluorene	86-73-7	0.000050	0.000062	0.000030	0.00010
A	Naphthalene	91-20-3	0.000050	0.000055	0.000020	0.00010
A	Nitrobenzene	98-95-3	0.00010	0.00010	0.000024	0.00020
A	N-Nitrosodiphenylamine	86-30-6	0.00010	0.000077	0.000025	0.00020
A	Pentachlorophenol	87-86-5	0.00010	0.00010	0.000079	0.00020
A	Phenanthrene	85-01-8	0.000050	0.000044	0.000021	0.00010
A	Phenol	108-95-2	0.00010	0.000076	0.000035	0.00020
A	Pyrene	129-00-0	0.000050	0.000065	0.000019	0.00010
S	2,4,6-Tribromophenol	118-79-6	0	0	0	0.00020
S	2-Fluorobiphenyl	321-60-8	0	0	0	0.00020
S	2-Fluorophenol	367-12-4	0	0	0	0.00020
S	4-Terphenyl-d14	1718-51-0	0	0	0	0.00020
S	Nitrobenzene-d5	4165-60-0	0	0	0	0.00020
S	Phenol-d6	13127-88-3	0	0	0	0.00020

WorkOrder: HS22010909
InstrumentID: VOA7
Test Code: 8260_LL_W
Test Number: SW8260
Test Name: Low Level Volatiles by SW8260C

METHOD DETECTION / REPORTING LIMITS

Matrix: Aqueous **Units:** mg/L

Type	Analyte	CAS	DCS Spike	DCS	MDL	PQL
A	1,2-Dichloroethane	107-06-2	0.00050	0.00064	0.00020	0.0010
A	Benzene	71-43-2	0.00050	0.00054	0.00020	0.0010
A	Chlorobenzene	108-90-7	0.0010	0.0011	0.00030	0.0010
A	Ethylbenzene	100-41-4	0.0010	0.0010	0.00030	0.0010
A	Methylene chloride	75-09-2	0.0020	0.0011	0.0010	0.0020
A	Toluene	108-88-3	0.00050	0.00058	0.00020	0.0010
A	Xylenes, Total	1330-20-7	0.0010	0.0030	0.00030	0.0010
S	1,2-Dichloroethane-d4	17060-07-0	0	0	0	0.0010
S	4-Bromofluorobenzene	460-00-4	0	0	0	0.0010
S	Dibromofluoromethane	1868-53-7	0	0	0	0.0010
S	Toluene-d8	2037-26-5	0	0	0	0.0010

WorkOrder: HS22010909
InstrumentID: ICS-Integrion
Test Code: 9056_anions_W
Test Number: SW9056
Test Name: Anions by SW9056A

METHOD DETECTION / REPORTING LIMITS

Matrix: Aqueous **Units:** mg/L

Type	Analyte	CAS	DCS Spike	DCS	MDL	PQL
A	Chloride	16887-00-6	0.500	0.364	0.200	0.500
A	Fluoride	16984-48-8	0.100	0.140	0.0500	0.100
A	Nitrogen, Nitrate (As N)	14797-55-8	0.100	0.0914	0.0300	0.100
A	Nitrogen, Nitrite (As N)	7632-00-0	0.100	0.0712	0.0300	0.100
A	Sulfate	14808-79-8	0.500	0.173	0.200	0.500
A	Nitrate/Nitrite (as N)	19559-59-2	0.100	0.0712	0.0300	0.100

WorkOrder: HS22010909
InstrumentID: ManTech01
Test Code: ALK_W 2320B
Test Number: SM2320B
Test Name: Alkalinity by SM 2320B-2011

METHOD DETECTION / REPORTING LIMITS

Matrix: Aqueous **Units:** mg/L

Type	Analyte	CAS	DCS Spike	DCS	MDL	PQL
A	Alkalinity, Bicarbonate (As CaCO3)	ALK-Bicarb	5.00	5.38	5.00	5.00
A	Alkalinity, Carbonate (As CaCO3)	ALK-Carb	5.00	5.38	5.00	5.00
A	Alkalinity, Total (As CaCO3)	ALK	5.00	5.38	5.00	5.00

Client: Golder Associates Inc.
Project: Houston TX-Wood Preserving Works
WorkOrder: HS22010909

QC BATCH REPORT

Batch ID: 174982 (0) **Instrument: ICPMS06** **Method: ICP-MS METALS BY SW6020A**

MBLK Sample ID: **MBLK-174982** Units: **mg/L** Analysis Date: **02-Feb-2022 21:12**
Client ID: Run ID: **ICPMS06_401456** SeqNo: **6487278** PrepDate: **02-Feb-2022** DF: **1**

Analyte	Result	MQL	SPK Val	SPK Ref Value	%REC	Control Limit	RPD Ref Value	%RPD	RPD Limit	Qual
Arsenic	< 0.000400	0.00200								
Calcium	< 0.0340	0.500								
Iron	< 0.0120	0.200								
Magnesium	0.02216	0.200								J
Manganese	< 0.000700	0.00500								
Potassium	0.02783	0.200								J
Sodium	0.1556	0.200								J

LCS Sample ID: **LCS-174982** Units: **mg/L** Analysis Date: **02-Feb-2022 21:14**
Client ID: Run ID: **ICPMS06_401456** SeqNo: **6487279** PrepDate: **02-Feb-2022** DF: **1**

Analyte	Result	MQL	SPK Val	SPK Ref Value	%REC	Control Limit	RPD Ref Value	%RPD	RPD Limit	Qual
Arsenic	0.05147	0.00200	0.05	0	103	80 - 120				
Calcium	5.043	0.500	5	0	101	80 - 120				
Iron	5.119	0.200	5	0	102	80 - 120				
Magnesium	5.284	0.200	5	0	106	80 - 120				
Manganese	0.05278	0.00500	0.05	0	106	80 - 120				
Potassium	5.161	0.200	5	0	103	80 - 120				
Sodium	5.288	0.200	5	0	106	80 - 120				

MS Sample ID: **HS22010938-01MS** Units: **mg/L** Analysis Date: **02-Feb-2022 21:18**
Client ID: Run ID: **ICPMS06_401456** SeqNo: **6487302** PrepDate: **02-Feb-2022** DF: **1**

Analyte	Result	MQL	SPK Val	SPK Ref Value	%REC	Control Limit	RPD Ref Value	%RPD	RPD Limit	Qual
Arsenic	0.05344	0.00200	0.05	0.001052	105	80 - 120				
Calcium	90.76	0.500	5	87.87	57.9	80 - 120				SO
Iron	5.023	0.200	5	0.01229	100	80 - 120				
Magnesium	41.59	0.200	5	37.38	84.2	80 - 120				O
Manganese	0.1512	0.00500	0.05	0.1048	92.7	80 - 120				
Potassium	10.07	0.200	5	5.046	100	80 - 120				
Sodium	601.3	0.200	5	606.7	-108	80 - 120				SEO

Client: Golder Associates Inc.
Project: Houston TX-Wood Preserving Works
WorkOrder: HS22010909

QC BATCH REPORT

Batch ID: 174982 (0) **Instrument: ICPMS06** **Method: ICP-MS METALS BY SW6020A**

MSD Sample ID: **HS22010938-01MSD** Units: **mg/L** Analysis Date: **02-Feb-2022 21:20**
Client ID: Run ID: **ICPMS06_401456** SeqNo: **6487303** PrepDate: **02-Feb-2022** DF: **1**

Analyte	Result	MQL	SPK Val	SPK Ref Value	%REC	Control Limit	RPD Ref Value	%RPD	RPD Limit	Qual
Arsenic	0.05315	0.00200	0.05	0.001052	104	80 - 120	0.05344	0.555	20	
Calcium	91.58	0.500	5	87.87	74.1	80 - 120	90.76	0.89	20	SO
Iron	5.062	0.200	5	0.01229	101	80 - 120	5.023	0.772	20	
Magnesium	41.74	0.200	5	37.38	87.4	80 - 120	41.59	0.374	20	O
Manganese	0.1535	0.00500	0.05	0.1048	97.2	80 - 120	0.1512	1.49	20	
Potassium	10.15	0.200	5	5.046	102	80 - 120	10.07	0.861	20	
Sodium	611.9	0.200	5	606.7	103	80 - 120	601.3	1.74	20	EO

PDS Sample ID: **HS22010938-01PDS** Units: **mg/L** Analysis Date: **02-Feb-2022 21:24**
Client ID: Run ID: **ICPMS06_401456** SeqNo: **6487305** PrepDate: **02-Feb-2022** DF: **1**

Analyte	Result	MQL	SPK Val	SPK Ref Value	%REC	Control Limit	RPD Ref Value	%RPD	RPD Limit	Qual
Calcium	100.7	0.500	10	87.87	129	75 - 125				SO

PDS Sample ID: **HS22010938-01PDS** Units: **mg/L** Analysis Date: **03-Feb-2022 13:34**
Client ID: Run ID: **ICPMS06_401517** SeqNo: **6488095** PrepDate: **02-Feb-2022** DF: **50**

Analyte	Result	MQL	SPK Val	SPK Ref Value	%REC	Control Limit	RPD Ref Value	%RPD	RPD Limit	Qual
Sodium	1210	10.0	500	655.2	111	75 - 125				

SD Sample ID: **HS22010938-01SD** Units: **mg/L** Analysis Date: **02-Feb-2022 21:22**
Client ID: Run ID: **ICPMS06_401456** SeqNo: **6487304** PrepDate: **02-Feb-2022** DF: **5**

Analyte	Result	MQL	SPK Val	SPK Ref Value	%REC	Control Limit	RPD Ref Value	%D	%D Limit	Qual
Arsenic	0.002119	0.0100					0.001052	0	10	J
Calcium	87.76	2.50					87.87	0.128	10	
Iron	< 0.0600	1.00					0.01229	0	10	
Magnesium	37.84	1.00					37.38	1.23	10	
Manganese	0.1068	0.0250					0.1048	1.9	10	
Potassium	5.319	1.00					5.046	5.4	10	

Client: Golder Associates Inc.
Project: Houston TX-Wood Preserving Works
WorkOrder: HS22010909

QC BATCH REPORT

Batch ID: **174982 (0)** **Instrument:** **ICPMS06** **Method:** **ICP-MS METALS BY SW6020A**

SD Sample ID: **HS22010938-01SD** Units: **mg/L** Analysis Date: **03-Feb-2022 13:32**
Client ID: Run ID: **ICPMS06_401517** SeqNo: **6488094** PrepDate: **02-Feb-2022** DF: **250**

Analyte	Result	MQL	SPK Val	SPK Ref Value	%REC	Control Limit	RPD Ref Value	%D	%D Limit	Qual
Sodium	705.6	50.0					655.2	7.69	10	

The following samples were analyzed in this batch:

HS22010909-02	HS22010909-03	HS22010909-04	HS22010909-05
HS22010909-06	HS22010909-07	HS22010909-08	HS22010909-09
HS22010909-10	HS22010909-11	HS22010909-12	HS22010909-13

Client: Golder Associates Inc.
Project: Houston TX-Wood Preserving Works
WorkOrder: HS22010909

QC BATCH REPORT

Batch ID: 174693 (0) **Instrument: SV-7** **Method: LOW-LEVEL SEMIVOLATILES BY 8270D**

MBLK Sample ID: **MBLK-174693** Units: **ug/L** Analysis Date: **31-Jan-2022 11:06**
Client ID: Run ID: **SV-7_401322** SeqNo: **6483362** PrepDate: **24-Jan-2022** DF: **1**

Analyte	Result	MQL	SPK Val	SPK Ref Value	%REC	Control Limit	RPD Ref Value	%RPD	RPD Limit	Qual
1,2-Diphenylhydrazine	< 0.021	0.20								
2,4-Dimethylphenol	< 0.040	0.20								
2,4-Dinitrotoluene	< 0.058	0.20								
2,6-Dinitrotoluene	< 0.042	0.20								
2-Chloronaphthalene	< 0.021	0.20								
2-Methylnaphthalene	< 0.019	0.10								
4,6-Dinitro-2-methylphenol	< 0.020	0.20								
4-Nitrophenol	< 0.047	1.0								
Acenaphthene	< 0.027	0.10								
Acenaphthylene	< 0.015	0.10								
Anthracene	< 0.014	0.10								
Benz(a)anthracene	< 0.050	0.10								
Benzo(a)pyrene	< 0.020	0.10								
Bis(2-chloroethoxy)methane	< 0.030	0.20								
Bis(2-ethylhexyl)phthalate	< 0.037	0.20								
Chrysene	< 0.021	0.10								
Dibenzofuran	< 0.020	0.10								
Di-n-butyl phthalate	< 0.020	0.20								
Fluoranthene	< 0.010	0.10								
Fluorene	< 0.030	0.10								
Naphthalene	< 0.020	0.10								
Nitrobenzene	< 0.024	0.20								
N-Nitrosodiphenylamine	< 0.025	0.20								
Pentachlorophenol	< 0.079	0.20								
Phenanthrene	< 0.021	0.10								
Phenol	< 0.035	0.20								
Pyrene	< 0.019	0.10								
Surr: 2,4,6-Tribromophenol	*3.303*	*0.20*	*5*	*0*	*66.1*	*34 - 129*				
Surr: 2-Fluorobiphenyl	*3.409*	*0.20*	*5*	*0*	*68.2*	*40 - 125*				
Surr: 2-Fluorophenol	*3.307*	*0.20*	*5*	*0*	*66.1*	*20 - 120*				
Surr: 4-Terphenyl-d14	*3.82*	*0.20*	*5*	*0*	*76.4*	*40 - 135*				
Surr: Nitrobenzene-d5	*3.064*	*0.20*	*5*	*0*	*61.3*	*41 - 120*				
Surr: Phenol-d6	*3.264*	*0.20*	*5*	*0*	*65.3*	*20 - 120*				

Client: Golder Associates Inc.
Project: Houston TX-Wood Preserving Works
WorkOrder: HS22010909

QC BATCH REPORT

Batch ID: 174693 (0) **Instrument: SV-7** **Method: LOW-LEVEL SEMIVOLATILES BY 8270D**

LCS Sample ID: **LCS-174693** Units: **ug/L** Analysis Date: **31-Jan-2022 12:39**
Client ID: Run ID: **SV-7_401322** SeqNo: **6483364** PrepDate: **24-Jan-2022** DF: **1**

Analyte	Result	MQL	SPK Val	SPK Ref Value	%REC	Control Limit	RPD Ref Value	%RPD	RPD Limit	Qual
1,2-Diphenylhydrazine	4.022	0.20	5	0	80.4	39 - 127				
2,4-Dimethylphenol	3.593	0.20	5	0	71.9	35 - 120				
2,4-Dinitrotoluene	4.03	0.20	5	0	80.6	50 - 122				
2,6-Dinitrotoluene	3.732	0.20	5	0	74.6	50 - 120				
2-Chloronaphthalene	3.618	0.20	5	0	72.4	50 - 120				
2-Methylnaphthalene	3.606	0.10	5	0	72.1	50 - 120				
4,6-Dinitro-2-methylphenol	4.296	0.20	5	0	85.9	25 - 121				
4-Nitrophenol	3.985	1.0	5	0	79.7	30 - 130				
Acenaphthene	3.481	0.10	5	0	69.6	45 - 120				
Acenaphthylene	3.535	0.10	5	0	70.7	47 - 120				
Anthracene	3.757	0.10	5	0	75.1	45 - 120				
Benz(a)anthracene	3.462	0.10	5	0	69.2	40 - 120				
Benzo(a)pyrene	3.209	0.10	5	0	64.2	45 - 120				
Bis(2-chloroethoxy)methane	3.567	0.20	5	0	71.3	45 - 120				
Bis(2-ethylhexyl)phthalate	3.759	0.20	5	0	75.2	40 - 139				
Chrysene	4.032	0.10	5	0	80.6	43 - 120				
Dibenzofuran	3.687	0.10	5	0	73.7	50 - 120				
Di-n-butyl phthalate	3.933	0.20	5	0	78.7	45 - 123				
Fluoranthene	3.95	0.10	5	0	79.0	45 - 125				
Fluorene	3.917	0.10	5	0	78.3	49 - 120				
Naphthalene	3.574	0.10	5	0	71.5	45 - 120				
Nitrobenzene	3.455	0.20	5	0	69.1	44 - 120				
N-Nitrosodiphenylamine	3.805	0.20	5	0	76.1	40 - 125				
Pentachlorophenol	3.649	0.20	5	0	73.0	19 - 121				
Phenanthrene	3.73	0.10	5	0	74.6	45 - 121				
Phenol	3.619	0.20	5	0	72.4	20 - 124				
Pyrene	3.825	0.10	5	0	76.5	40 - 130				
Surr: 2,4,6-Tribromophenol	*3.957*	*0.20*	*5*	*0*	*79.1*	*34 - 129*				
Surr: 2-Fluorobiphenyl	*3.478*	*0.20*	*5*	*0*	*69.6*	*40 - 125*				
Surr: 2-Fluorophenol	*3.433*	*0.20*	*5*	*0*	*68.7*	*20 - 120*				
Surr: 4-Terphenyl-d14	*3.978*	*0.20*	*5*	*0*	*79.6*	*40 - 135*				
Surr: Nitrobenzene-d5	*3.546*	*0.20*	*5*	*0*	*70.9*	*41 - 120*				
Surr: Phenol-d6	*3.636*	*0.20*	*5*	*0*	*72.7*	*20 - 120*				

Client: Golder Associates Inc.
Project: Houston TX-Wood Preserving Works
WorkOrder: HS22010909

QC BATCH REPORT

Batch ID: 174693 (0) **Instrument: SV-7** **Method: LOW-LEVEL SEMIVOLATILES BY 8270D**

LCSD Sample ID: **LCSD-174693** Units: **ug/L** Analysis Date: **31-Jan-2022 11:43**
Client ID: Run ID: **SV-7_401322** SeqNo: **6483363** PrepDate: **24-Jan-2022** DF: **1**

Analyte	Result	MQL	SPK Val	SPK Ref Value	%REC	Control Limit	RPD Ref Value	%RPD	RPD Limit	Qual
1,2-Diphenylhydrazine	3.835	0.20	5	0	76.7	39 - 127	4.022	4.76	20	
2,4-Dimethylphenol	3.755	0.20	5	0	75.1	35 - 120	3.593	4.41	20	
2,4-Dinitrotoluene	3.941	0.20	5	0	78.8	50 - 122	4.03	2.25	20	
2,6-Dinitrotoluene	3.822	0.20	5	0	76.4	50 - 120	3.732	2.36	20	
2-Chloronaphthalene	3.732	0.20	5	0	74.6	50 - 120	3.618	3.1	20	
2-Methylnaphthalene	3.606	0.10	5	0	72.1	50 - 120	3.606	0.00921	20	
4,6-Dinitro-2-methylphenol	3.866	0.20	5	0	77.3	25 - 121	4.296	10.5	30	
4-Nitrophenol	4.093	1.0	5	0	81.9	30 - 130	3.985	2.69	20	
Acenaphthene	3.478	0.10	5	0	69.6	45 - 120	3.481	0.0898	20	
Acenaphthylene	3.606	0.10	5	0	72.1	47 - 120	3.535	1.98	20	
Anthracene	3.775	0.10	5	0	75.5	45 - 120	3.757	0.461	20	
Benz(a)anthracene	3.511	0.10	5	0	70.2	40 - 120	3.462	1.4	20	
Benzo(a)pyrene	2.997	0.10	5	0	59.9	45 - 120	3.209	6.82	20	
Bis(2-chloroethoxy)methane	3.737	0.20	5	0	74.7	45 - 120	3.567	4.65	20	
Bis(2-ethylhexyl)phthalate	3.804	0.20	5	0	76.1	40 - 139	3.759	1.2	20	
Chrysene	4.099	0.10	5	0	82.0	43 - 120	4.032	1.66	20	
Dibenzofuran	3.676	0.10	5	0	73.5	50 - 120	3.687	0.299	20	
Di-n-butyl phthalate	3.701	0.20	5	0	74.0	45 - 123	3.933	6.09	20	
Fluoranthene	3.675	0.10	5	0	73.5	45 - 125	3.95	7.23	20	
Fluorene	3.699	0.10	5	0	74.0	49 - 120	3.917	5.72	20	
Naphthalene	3.579	0.10	5	0	71.6	45 - 120	3.574	0.141	20	
Nitrobenzene	3.577	0.20	5	0	71.5	44 - 120	3.455	3.48	20	
N-Nitrosodiphenylamine	3.638	0.20	5	0	72.8	40 - 125	3.805	4.48	20	
Pentachlorophenol	3.615	0.20	5	0	72.3	19 - 121	3.649	0.952	20	
Phenanthrene	3.718	0.10	5	0	74.4	45 - 121	3.73	0.32	20	
Phenol	3.453	0.20	5	0	69.1	20 - 124	3.619	4.68	20	
Pyrene	3.809	0.10	5	0	76.2	40 - 130	3.825	0.409	20	
Surr: 2,4,6-Tribromophenol	*4.062*	*0.20*	*5*	*0*	*81.2*	*34 - 129*	*3.957*	*2.61*	*20*	
Surr: 2-Fluorobiphenyl	*3.53*	*0.20*	*5*	*0*	*70.6*	*40 - 125*	*3.478*	*1.5*	*20*	
Surr: 2-Fluorophenol	*3.427*	*0.20*	*5*	*0*	*68.5*	*20 - 120*	*3.433*	*0.173*	*20*	
Surr: 4-Terphenyl-d14	*3.984*	*0.20*	*5*	*0*	*79.7*	*40 - 135*	*3.978*	*0.159*	*20*	
Surr: Nitrobenzene-d5	*3.572*	*0.20*	*5*	*0*	*71.4*	*41 - 120*	*3.546*	*0.729*	*20*	
Surr: Phenol-d6	*3.489*	*0.20*	*5*	*0*	*69.8*	*20 - 120*	*3.636*	*4.14*	*20*	

The following samples were analyzed in this batch: HS22010909-02 HS22010909-03 HS22010909-04 HS22010909-05 HS22010909-06 HS22010909-07 HS22010909-08 HS22010909-09

Client: Golder Associates Inc.
Project: Houston TX-Wood Preserving Works
WorkOrder: HS22010909

QC BATCH REPORT

Batch ID: 174709 (0) **Instrument: SV-7** **Method: LOW-LEVEL SEMIVOLATILES BY 8270D**

MBLK Sample ID: **MBLK-174709** Units: **ug/L** Analysis Date: **31-Jan-2022 12:58**
Client ID: Run ID: **SV-7_401322** SeqNo: **6483392** PrepDate: **25-Jan-2022** DF: **1**

Analyte	Result	MQL	SPK Val	SPK Ref Value	%REC	Control Limit	RPD Ref Value	%RPD	RPD Limit	Qual
1,2-Diphenylhydrazine	< 0.021	0.20								
2,4-Dimethylphenol	< 0.040	0.20								
2,4-Dinitrotoluene	< 0.058	0.20								
2,6-Dinitrotoluene	< 0.042	0.20								
2-Chloronaphthalene	< 0.021	0.20								
2-Methylnaphthalene	< 0.019	0.10								
4,6-Dinitro-2-methylphenol	< 0.020	0.20								
4-Nitrophenol	< 0.047	1.0								
Acenaphthene	< 0.027	0.10								
Acenaphthylene	< 0.015	0.10								
Anthracene	< 0.014	0.10								
Benz(a)anthracene	< 0.050	0.10								
Benzo(a)pyrene	< 0.020	0.10								
Bis(2-chloroethoxy)methane	< 0.030	0.20								
Bis(2-ethylhexyl)phthalate	< 0.037	0.20								
Chrysene	< 0.021	0.10								
Dibenzofuran	< 0.020	0.10								
Di-n-butyl phthalate	< 0.020	0.20								
Fluoranthene	< 0.010	0.10								
Fluorene	< 0.030	0.10								
Naphthalene	< 0.020	0.10								
Nitrobenzene	< 0.024	0.20								
N-Nitrosodiphenylamine	< 0.025	0.20								
Pentachlorophenol	< 0.079	0.20								
Phenanthrene	< 0.021	0.10								
Phenol	< 0.035	0.20								
Pyrene	< 0.019	0.10								
Surr: 2,4,6-Tribromophenol	*3.068*	*0.20*	*5*	*0*	*61.4*	*34 - 129*				
Surr: 2-Fluorobiphenyl	*3.213*	*0.20*	*5*	*0*	*64.3*	*40 - 125*				
Surr: 2-Fluorophenol	*3.389*	*0.20*	*5*	*0*	*67.8*	*20 - 120*				
Surr: 4-Terphenyl-d14	*3.899*	*0.20*	*5*	*0*	*78.0*	*40 - 135*				
Surr: Nitrobenzene-d5	*3.05*	*0.20*	*5*	*0*	*61.0*	*41 - 120*				
Surr: Phenol-d6	*3.235*	*0.20*	*5*	*0*	*64.7*	*20 - 120*				

Client: Golder Associates Inc.
Project: Houston TX-Wood Preserving Works
WorkOrder: HS22010909

QC BATCH REPORT

Batch ID: 174709 (0) **Instrument: SV-7** **Method: LOW-LEVEL SEMIVOLATILES BY 8270D**

LCS Sample ID: **LCS-174709** Units: **ug/L** Analysis Date: **31-Jan-2022 13:16**
Client ID: Run ID: **SV-7_401322** SeqNo: **6483393** PrepDate: **25-Jan-2022** DF: **1**

Analyte	Result	MQL	SPK Val	SPK Ref Value	%REC	Control Limit	RPD Ref Value	%RPD	RPD Limit	Qual
1,2-Diphenylhydrazine	3.468	0.20	5	0	69.4	39 - 127				
2,4-Dimethylphenol	3.277	0.20	5	0	65.5	35 - 120				
2,4-Dinitrotoluene	3.713	0.20	5	0	74.3	50 - 122				
2,6-Dinitrotoluene	3.782	0.20	5	0	75.6	50 - 120				
2-Chloronaphthalene	3.782	0.20	5	0	75.6	50 - 120				
2-Methylnaphthalene	3.597	0.10	5	0	71.9	50 - 120				
4,6-Dinitro-2-methylphenol	3.637	0.20	5	0	72.7	25 - 121				
4-Nitrophenol	3.649	1.0	5	0	73.0	30 - 130				
Acenaphthene	3.306	0.10	5	0	66.1	45 - 120				
Acenaphthylene	3.449	0.10	5	0	69.0	47 - 120				
Anthracene	3.517	0.10	5	0	70.3	45 - 120				
Benz(a)anthracene	3.14	0.10	5	0	62.8	40 - 120				
Benzo(a)pyrene	2.776	0.10	5	0	55.5	45 - 120				
Bis(2-chloroethoxy)methane	3.328	0.20	5	0	66.6	45 - 120				
Bis(2-ethylhexyl)phthalate	3.459	0.20	5	0	69.2	40 - 139				
Chrysene	3.929	0.10	5	0	78.6	43 - 120				
Dibenzofuran	3.415	0.10	5	0	68.3	50 - 120				
Di-n-butyl phthalate	3.633	0.20	5	0	72.7	45 - 123				
Fluoranthene	3.719	0.10	5	0	74.4	45 - 125				
Fluorene	3.431	0.10	5	0	68.6	49 - 120				
Naphthalene	3.283	0.10	5	0	65.7	45 - 120				
Nitrobenzene	3.196	0.20	5	0	63.9	44 - 120				
N-Nitrosodiphenylamine	3.41	0.20	5	0	68.2	40 - 125				
Pentachlorophenol	3.362	0.20	5	0	67.2	19 - 121				
Phenanthrene	3.459	0.10	5	0	69.2	45 - 121				
Phenol	3.22	0.20	5	0	64.4	20 - 124				
Pyrene	3.584	0.10	5	0	71.7	40 - 130				
Surr: 2,4,6-Tribromophenol	*3.685*	*0.20*	*5*	*0*	*73.7*	*34 - 129*				
Surr: 2-Fluorobiphenyl	*3.557*	*0.20*	*5*	*0*	*71.1*	*40 - 125*				
Surr: 2-Fluorophenol	*3.468*	*0.20*	*5*	*0*	*69.4*	*20 - 120*				
Surr: 4-Terphenyl-d14	*3.411*	*0.20*	*5*	*0*	*68.2*	*40 - 135*				
Surr: Nitrobenzene-d5	*3.261*	*0.20*	*5*	*0*	*65.2*	*41 - 120*				
Surr: Phenol-d6	*3.17*	*0.20*	*5*	*0*	*63.4*	*20 - 120*				

Client: Golder Associates Inc.
Project: Houston TX-Wood Preserving Works
WorkOrder: HS22010909

QC BATCH REPORT

Batch ID: 174709 (0) **Instrument: SV-7** **Method: LOW-LEVEL SEMIVOLATILES BY 8270D**

MS Sample ID: **HS22010974-12MS** Units: **ug/L** Analysis Date: **31-Jan-2022 17:05**
Client ID: Run ID: **SV-7_401322** SeqNo: **6484235** PrepDate: **25-Jan-2022** DF: **1**

Analyte	Result	MQL	SPK Val	SPK Ref Value	%REC	Control Limit	RPD Ref Value	%RPD	RPD Limit	Qual
1,2-Diphenylhydrazine	2.779	0.20	5	0	55.6	39 - 127				
2,4-Dimethylphenol	2.546	0.20	5	0	50.9	35 - 120				
2,4-Dinitrotoluene	3.525	0.20	5	0	70.5	50 - 122				
2,6-Dinitrotoluene	3.198	0.20	5	0	64.0	50 - 120				
2-Chloronaphthalene	3.345	0.20	5	0	66.9	50 - 120				
2-Methylnaphthalene	2.881	0.10	5	0	57.6	50 - 120				
4,6-Dinitro-2-methylphenol	3.03	0.20	5	0	60.6	25 - 121				
4-Nitrophenol	2.424	1.0	5	0	48.5	30 - 130				
Acenaphthene	2.793	0.10	5	0	55.9	45 - 120				
Acenaphthylene	2.919	0.10	5	0	58.4	47 - 120				
Anthracene	3.351	0.10	5	0	67.0	45 - 120				
Benz(a)anthracene	3.263	0.10	5	0	65.3	40 - 120				
Benzo(a)pyrene	3.059	0.10	5	0	61.2	45 - 120				
Bis(2-chloroethoxy)methane	2.636	0.20	5	0	52.7	45 - 120				
Bis(2-ethylhexyl)phthalate	4.025	0.20	5	0	80.5	40 - 139				
Chrysene	4.153	0.10	5	0	83.1	43 - 120				
Dibenzofuran	2.97	0.10	5	0	59.4	50 - 120				
Di-n-butyl phthalate	3.848	0.20	5	0	77.0	45 - 123				
Fluoranthene	3.81	0.10	5	0	76.2	45 - 125				
Fluorene	3.089	0.10	5	0	61.8	49 - 120				
Naphthalene	2.835	0.10	5	0.03955	55.9	45 - 120				
Nitrobenzene	2.593	0.20	5	0	51.9	44 - 120				
N-Nitrosodiphenylamine	3.25	0.20	5	0	65.0	40 - 125				
Pentachlorophenol	3.114	0.20	5	0	62.3	19 - 121				
Phenanthrene	3.305	0.10	5	0	66.1	45 - 121				
Phenol	2.718	0.20	5	0	54.4	20 - 124				
Pyrene	3.714	0.10	5	0	74.3	40 - 130				
Surr: 2,4,6-Tribromophenol	*3.741*	*0.20*	*5*	*0*	*74.8*	*34 - 129*				
Surr: 2-Fluorobiphenyl	*3.183*	*0.20*	*5*	*0*	*63.7*	*40 - 125*				
Surr: 2-Fluorophenol	*2.621*	*0.20*	*5*	*0*	*52.4*	*20 - 120*				
Surr: 4-Terphenyl-d14	*4.33*	*0.20*	*5*	*0*	*86.6*	*40 - 135*				
Surr: Nitrobenzene-d5	*2.711*	*0.20*	*5*	*0*	*54.2*	*41 - 120*				
Surr: Phenol-d6	*2.781*	*0.20*	*5*	*0*	*55.6*	*20 - 120*				

Client: Golder Associates Inc.
Project: Houston TX-Wood Preserving Works
WorkOrder: HS22010909

QC BATCH REPORT

Batch ID: 174709 (0) **Instrument: SV-7** **Method: LOW-LEVEL SEMIVOLATILES BY 8270D**

MSD Sample ID: **HS22010974-12MSD** Units: **ug/L** Analysis Date: **31-Jan-2022 17:23**
Client ID: Run ID: **SV-7_401322** SeqNo: **6484236** PrepDate: **25-Jan-2022** DF: **1**

Analyte	Result	MQL	SPK Val	SPK Ref Value	%REC	Control Limit	RPD Ref Value	%RPD	RPD Limit	Qual
1,2-Diphenylhydrazine	3.218	0.20	5	0	64.4	39 - 127	2.779	14.6	20	
2,4-Dimethylphenol	2.429	0.20	5	0	48.6	35 - 120	2.546	4.72	20	
2,4-Dinitrotoluene	3.636	0.20	5	0	72.7	50 - 122	3.525	3.09	20	
2,6-Dinitrotoluene	3.365	0.20	5	0	67.3	50 - 120	3.198	5.08	20	
2-Chloronaphthalene	3.3	0.20	5	0	66.0	50 - 120	3.345	1.37	20	
2-Methylnaphthalene	2.739	0.10	5	0	54.8	50 - 120	2.881	5.05	20	
4,6-Dinitro-2-methylphenol	3.689	0.20	5	0	73.8	25 - 121	3.03	19.6	30	
4-Nitrophenol	3.216	1.0	5	0	64.3	30 - 130	2.424	28.1	20	R
Acenaphthene	2.666	0.10	5	0	53.3	45 - 120	2.793	4.64	20	
Acenaphthylene	2.785	0.10	5	0	55.7	47 - 120	2.919	4.72	20	
Anthracene	3.588	0.10	5	0	71.8	45 - 120	3.351	6.81	20	
Benz(a)anthracene	3.652	0.10	5	0	73.0	40 - 120	3.263	11.3	20	
Benzo(a)pyrene	3.294	0.10	5	0	65.9	45 - 120	3.059	7.39	20	
Bis(2-chloroethoxy)methane	2.497	0.20	5	0	49.9	45 - 120	2.636	5.38	20	
Bis(2-ethylhexyl)phthalate	4.278	0.20	5	0	85.6	40 - 139	4.025	6.11	20	
Chrysene	4.549	0.10	5	0	91.0	43 - 120	4.153	9.08	20	
Dibenzofuran	2.842	0.10	5	0	56.8	50 - 120	2.97	4.4	20	
Di-n-butyl phthalate	4.028	0.20	5	0	80.6	45 - 123	3.848	4.56	20	
Fluoranthene	4.045	0.10	5	0	80.9	45 - 125	3.81	5.97	20	
Fluorene	2.926	0.10	5	0	58.5	49 - 120	3.089	5.4	20	
Naphthalene	2.689	0.10	5	0.03955	53.0	45 - 120	2.835	5.29	20	
Nitrobenzene	2.444	0.20	5	0	48.9	44 - 120	2.593	5.88	20	
N-Nitrosodiphenylamine	3.383	0.20	5	0	67.7	40 - 125	3.25	4	20	
Pentachlorophenol	3.7	0.20	5	0	74.0	19 - 121	3.114	17.2	20	
Phenanthrene	3.241	0.10	5	0	64.8	45 - 121	3.305	1.96	20	
Phenol	2.578	0.20	5	0	51.6	20 - 124	2.718	5.31	20	
Pyrene	3.927	0.10	5	0	78.5	40 - 130	3.714	5.59	20	
Surr: 2,4,6-Tribromophenol	*3.487*	*0.20*	*5*	*0*	*69.7*	*34 - 129*	*3.741*	*7.02*	*20*	
Surr: 2-Fluorobiphenyl	*2.652*	*0.20*	*5*	*0*	*53.0*	*40 - 125*	*3.183*	*18.2*	*20*	
Surr: 2-Fluorophenol	*2.336*	*0.20*	*5*	*0*	*46.7*	*20 - 120*	*2.621*	*11.5*	*20*	
Surr: 4-Terphenyl-d14	*3.99*	*0.20*	*5*	*0*	*79.8*	*40 - 135*	*4.33*	*8.17*	*20*	
Surr: Nitrobenzene-d5	*2.405*	*0.20*	*5*	*0*	*48.1*	*41 - 120*	*2.711*	*12*	*20*	
Surr: Phenol-d6	*2.407*	*0.20*	*5*	*0*	*48.1*	*20 - 120*	*2.781*	*14.4*	*20*	

The following samples were analyzed in this batch: HS22010909-10 HS22010909-11 HS22010909-12 HS22010909-13

Client: Golder Associates Inc.
Project: Houston TX-Wood Preserving Works
WorkOrder: HS22010909

QC BATCH REPORT

Batch ID: R401194 (0) **Instrument:** VOA7 **Method:** LOW LEVEL VOLATILES BY SW8260C

MBLK Sample ID: **VBLKW-220128** Units: **ug/L** Analysis Date: **28-Jan-2022 09:59**
Client ID: Run ID: **VOA7_401194** SeqNo: **6481084** PrepDate: DF: **1**

Analyte	Result	MQL	SPK Val	SPK Ref Value	%REC	Control Limit	RPD Ref Value	%RPD	RPD Limit	Qual
1,2-Dichloroethane	< 0.20	1.0								
Benzene	< 0.20	1.0								
Chlorobenzene	< 0.30	1.0								
Ethylbenzene	< 0.30	1.0								
Methylene chloride	< 1.0	2.0								
Toluene	< 0.20	1.0								
Xylenes, Total	< 0.30	1.0								
Surr: 1,2-Dichloroethane-d4	*39.64*	*1.0*	*50*	*0*	*79.3*	*70 - 123*				
Surr: 4-Bromofluorobenzene	*41.2*	*1.0*	*50*	*0*	*82.4*	*77 - 113*				
Surr: Dibromofluoromethane	*45.43*	*1.0*	*50*	*0*	*90.9*	*73 - 126*				
Surr: Toluene-d8	*48.43*	*1.0*	*50*	*0*	*96.9*	*81 - 120*				

LCS Sample ID: **VLCSW-220128** Units: **ug/L** Analysis Date: **28-Jan-2022 09:17**
Client ID: Run ID: **VOA7_401194** SeqNo: **6481083** PrepDate: DF: **1**

Analyte	Result	MQL	SPK Val	SPK Ref Value	%REC	Control Limit	RPD Ref Value	%RPD	RPD Limit	Qual
1,2-Dichloroethane	14.12	1.0	20	0	70.6	70 - 124				
Benzene	16.7	1.0	20	0	83.5	74 - 120				
Chlorobenzene	18.06	1.0	20	0	90.3	76 - 113				
Ethylbenzene	17.32	1.0	20	0	86.6	77 - 117				
Methylene chloride	24.66	2.0	20	0	123	70 - 127				
Toluene	17.4	1.0	20	0	87.0	77 - 118				
Xylenes, Total	52.02	1.0	60	0	86.7	75 - 122				
Surr: 1,2-Dichloroethane-d4	*39.59*	*1.0*	*50*	*0*	*79.2*	*70 - 123*				
Surr: 4-Bromofluorobenzene	*41.71*	*1.0*	*50*	*0*	*83.4*	*77 - 113*				
Surr: Dibromofluoromethane	*47.07*	*1.0*	*50*	*0*	*94.1*	*73 - 126*				
Surr: Toluene-d8	*47.84*	*1.0*	*50*	*0*	*95.7*	*81 - 120*				

Client: Golder Associates Inc.
Project: Houston TX-Wood Preserving Works
WorkOrder: HS22010909

QC BATCH REPORT

Batch ID: R401194 (0) **Instrument:** VOA7 **Method:** LOW LEVEL VOLATILES BY SW8260C

MS Sample ID: **HS22010909-02MS** Units: **ug/L** Analysis Date: **28-Jan-2022 12:41**
Client ID: **WG-1620-MW12A-20220120** Run ID: **VOA7_401194** SeqNo: **6481088** PrepDate: DF: **1**

Analyte	Result	MQL	SPK Val	SPK Ref Value	%REC	Control Limit	RPD Ref Value	%RPD	RPD Limit	Qual
1,2-Dichloroethane	13.24	1.0	20	0	66.2	70 - 127				S
Benzene	16.4	1.0	20	0	82.0	70 - 127				
Chlorobenzene	17.41	1.0	20	0	87.0	70 - 114				
Ethylbenzene	17.54	1.0	20	0	87.7	70 - 124				
Methylene chloride	16.57	2.0	20	0	82.9	70 - 128				
Toluene	17.27	1.0	20	0	86.3	70 - 123				
Xylenes, Total	51.65	1.0	60	0	86.1	70 - 130				
Surr: 1,2-Dichloroethane-d4	*39.8*	*1.0*	*50*	*0*	*79.6*	*70 - 126*				
Surr: 4-Bromofluorobenzene	*41.65*	*1.0*	*50*	*0*	*83.3*	*77 - 113*				
Surr: Dibromofluoromethane	*47.85*	*1.0*	*50*	*0*	*95.7*	*77 - 123*				
Surr: Toluene-d8	*47.04*	*1.0*	*50*	*0*	*94.1*	*82 - 127*				

MSD Sample ID: **HS22010909-02MSD** Units: **ug/L** Analysis Date: **28-Jan-2022 13:02**
Client ID: **WG-1620-MW12A-20220120** Run ID: **VOA7_401194** SeqNo: **6481089** PrepDate: DF: **1**

Analyte	Result	MQL	SPK Val	SPK Ref Value	%REC	Control Limit	RPD Ref Value	%RPD	RPD Limit	Qual
1,2-Dichloroethane	12.96	1.0	20	0	64.8	70 - 127	13.24	2.12	20	S
Benzene	16.42	1.0	20	0	82.1	70 - 127	16.4	0.114	20	
Chlorobenzene	17.07	1.0	20	0	85.4	70 - 114	17.41	1.93	20	
Ethylbenzene	17.06	1.0	20	0	85.3	70 - 124	17.54	2.75	20	
Methylene chloride	16.62	2.0	20	0	83.1	70 - 128	16.57	0.274	20	
Toluene	17.04	1.0	20	0	85.2	70 - 123	17.27	1.31	20	
Xylenes, Total	50.34	1.0	60	0	83.9	70 - 130	51.65	2.56	20	
Surr: 1,2-Dichloroethane-d4	*40.83*	*1.0*	*50*	*0*	*81.7*	*70 - 126*	*39.8*	*2.55*	*20*	
Surr: 4-Bromofluorobenzene	*42.1*	*1.0*	*50*	*0*	*84.2*	*77 - 113*	*41.65*	*1.07*	*20*	
Surr: Dibromofluoromethane	*48.55*	*1.0*	*50*	*0*	*97.1*	*77 - 123*	*47.85*	*1.45*	*20*	
Surr: Toluene-d8	*47.14*	*1.0*	*50*	*0*	*94.3*	*82 - 127*	*47.04*	*0.212*	*20*	

The following samples were analyzed in this batch:

HS22010909-01	HS22010909-02	HS22010909-03	HS22010909-04
HS22010909-05	HS22010909-06	HS22010909-07	HS22010909-08
HS22010909-09	HS22010909-10	HS22010909-11	HS22010909-12
HS22010909-13			

Client: Golder Associates Inc.
Project: Houston TX-Wood Preserving Works
WorkOrder: HS22010909

QC BATCH REPORT

Batch ID: **R400845 (0)** **Instrument:** **ICS-Integrion** **Method:** **ANIONS BY SW9056A**

MBLK Sample ID: **MBLK** Units: **mg/L** Analysis Date: **21-Jan-2022 12:42**
Client ID: Run ID: **ICS-Integrion_400845** SeqNo: **6473540** PrepDate: DF: **1**

Analyte	Result	MQL	SPK Val	SPK Ref Value	%REC	Control Limit	RPD Ref Value	%RPD	RPD Limit Qual
Chloride	< 0.200	0.500							
Fluoride	< 0.0500	0.100							
Nitrogen, Nitrate (As N)	< 0.0300	0.100							
Nitrogen, Nitrite (As N)	< 0.0300	0.100							
Sulfate	< 0.200	0.500							
Nitrate/Nitrite (as N)	< 0.0300	0.100							

LCS Sample ID: **LCS** Units: **mg/L** Analysis Date: **21-Jan-2022 12:49**
Client ID: Run ID: **ICS-Integrion_400845** SeqNo: **6473541** PrepDate: DF: **1**

Analyte	Result	MQL	SPK Val	SPK Ref Value	%REC	Control Limit	RPD Ref Value	%RPD	RPD Limit Qual
Chloride	19.57	0.500	20	0	97.9	80 - 120			
Fluoride	4.246	0.100	4	0	106	80 - 120			
Nitrogen, Nitrate (As N)	3.965	0.100	4	0	99.1	80 - 120			
Nitrogen, Nitrite (As N)	3.841	0.100	4	0	96.0	80 - 120			
Sulfate	19.73	0.500	20	0	98.6	80 - 120			
Nitrate/Nitrite (as N)	7.806	0.100	8	0	97.6	80 - 120			

MS Sample ID: **HS22010909-02MS** Units: **mg/L** Analysis Date: **21-Jan-2022 13:34**
Client ID: **WG-1620-MW12A-20220120** Run ID: **ICS-Integrion_400845** SeqNo: **6473543** PrepDate: DF: **1**

Analyte	Result	MQL	SPK Val	SPK Ref Value	%REC	Control Limit	RPD Ref Value	%RPD	RPD Limit Qual
Chloride	36.96	0.500	10	28	89.6	80 - 120			
Fluoride	2.993	0.100	2	0.9559	102	80 - 120			
Nitrogen, Nitrate (As N)	1.963	0.100	2	0.0372	96.3	80 - 120			
Nitrogen, Nitrite (As N)	1.716	0.100	2	0.0088	85.3	80 - 120			
Sulfate	13	0.500	10	3.062	99.4	80 - 120			
Nitrate/Nitrite (as N)	3.679	0.100	4	0.0372	91.0	80 - 120			

Client: Golder Associates Inc.
Project: Houston TX-Wood Preserving Works
WorkOrder: HS22010909

QC BATCH REPORT

Batch ID: **R400845 (0)** **Instrument:** **ICS-Integrion** **Method:** **ANIONS BY SW9056A**

MSD Sample ID: **HS22010909-02MSD** Units: **mg/L** Analysis Date: **21-Jan-2022 13:42**
Client ID: **WG-1620-MW12A-20220120** Run ID: **ICS-Integrion_400845** SeqNo: **6473544** PrepDate: DF: **1**

Analyte	Result	MQL	SPK Val	SPK Ref Value	%REC	Control Limit	RPD Ref Value	%RPD	RPD Limit	Qual
Chloride	36.44	0.500	10	28	84.4	80 - 120	36.96	1.4	20	
Fluoride	2.974	0.100	2	0.9559	101	80 - 120	2.993	0.644	20	
Nitrogen, Nitrate (As N)	1.935	0.100	2	0.0372	94.9	80 - 120	1.963	1.46	20	
Nitrogen, Nitrite (As N)	1.691	0.100	2	0.0088	84.1	80 - 120	1.716	1.46	20	
Sulfate	12.84	0.500	10	3.062	97.8	80 - 120	13	1.21	20	
Nitrate/Nitrite (as N)	3.626	0.100	4	0.0372	89.7	80 - 120	3.679	1.46	20	

The following samples were analyzed in this batch:

HS22010909-02	HS22010909-03	HS22010909-04	HS22010909-05
HS22010909-06	HS22010909-07	HS22010909-08	HS22010909-09
HS22010909-10	HS22010909-11	HS22010909-12	

Client: Golder Associates Inc.
Project: Houston TX-Wood Preserving Works
WorkOrder: HS22010909

QC BATCH REPORT

Batch ID: R400895 (0) **Instrument:** ManTech01 **Method:** ALKALINITY BY SM 2320B-2011

MBLK Sample ID: **WBLKW1-012422** Units: **mg/L** Analysis Date: **24-Jan-2022 15:56**
Client ID: Run ID: **ManTech01_400895** SeqNo: **6474638** PrepDate: DF: **1**

Analyte	Result	MQL	SPK Val	SPK Ref Value	%REC	Control Limit	RPD Ref Value	%RPD	RPD Limit	Qual
Alkalinity, Bicarbonate (As CaCO3)	< 5.00	5.00								
Alkalinity, Carbonate (As CaCO3)	< 5.00	5.00								
Alkalinity, Total (As CaCO3)	< 5.00	5.00								

LCS Sample ID: **LCS1-012422** Units: **mg/L** Analysis Date: **24-Jan-2022 16:05**
Client ID: Run ID: **ManTech01_400895** SeqNo: **6474639** PrepDate: DF: **1**

Analyte	Result	MQL	SPK Val	SPK Ref Value	%REC	Control Limit	RPD Ref Value	%RPD	RPD Limit	Qual
Alkalinity, Carbonate (As CaCO3)	1005	5.00	1000	0	100	85 - 115				
Alkalinity, Total (As CaCO3)	1027	5.00	1000	0	103	85 - 115				

LCSD Sample ID: **LCSD1-012422** Units: **mg/L** Analysis Date: **24-Jan-2022 16:13**
Client ID: Run ID: **ManTech01_400895** SeqNo: **6474640** PrepDate: DF: **1**

Analyte	Result	MQL	SPK Val	SPK Ref Value	%REC	Control Limit	RPD Ref Value	%RPD	RPD Limit	Qual
Alkalinity, Carbonate (As CaCO3)	1006	5.00	1000	0	101	85 - 115	1005	0.159	20	
Alkalinity, Total (As CaCO3)	1027	5.00	1000	0	103	85 - 115	1027	0.00876	20	

DUP Sample ID: **HS22010929-02DUP** Units: **mg/L** Analysis Date: **24-Jan-2022 16:27**
Client ID: Run ID: **ManTech01_400895** SeqNo: **6474642** PrepDate: DF: **1**

Analyte	Result	MQL	SPK Val	SPK Ref Value	%REC	Control Limit	RPD Ref Value	%RPD	RPD Limit	Qual
Alkalinity, Bicarbonate (As CaCO3)	90.86	5.00					89.99	0.962	20	
Alkalinity, Carbonate (As CaCO3)	< 5.00	5.00					0	0	20	
Alkalinity, Total (As CaCO3)	90.86	5.00					89.99	0.962	20	

The following samples were analyzed in this batch:

HS22010909-02	HS22010909-03	HS22010909-04	HS22010909-05
HS22010909-06	HS22010909-07	HS22010909-08	HS22010909-09
HS22010909-10	HS22010909-11	HS22010909-12	

Client: Golder Associates Inc.
Project: Houston TX-Wood Preserving Works
WorkOrder: **HS22010909**

QUALIFIERS, ACRONYMS, UNITS

Qualifier	Description
*	Value exceeds Regulatory Limit
a	Not accredited
B	Analyte detected in the associated Method Blank above the Reporting Limit
E	Value above quantitation range
H	Analyzed outside of Holding Time
J	Analyte detected below quantitation limit
M	Manually integrated, see raw data for justification
n	Not offered for accreditation
ND	Not Detected at the Reporting Limit
O	Sample amount is > 4 times amount spiked
P	Dual Column results percent difference > 40%
R	RPD above laboratory control limit
S	Spike Recovery outside laboratory control limits
U	Analyzed but not detected above the MDL/SDL

Acronym	Description
DCS	Detectability Check Study
DUP	Method Duplicate
LCS	Laboratory Control Sample
LCSD	Laboratory Control Sample Duplicate
MBLK	Method Blank
MDL	Method Detection Limit
MQL	Method Quantitation Limit
MS	Matrix Spike
MSD	Matrix Spike Duplicate
PDS	Post Digestion Spike
PQL	Practical Quantitaion Limit
SD	Serial Dilution
SDL	Sample Detection Limit
TRRP	Texas Risk Reduction Program

Unit Reported	Description
mg/L	Milligrams per Liter

CERTIFICATIONS,ACCREDITATIONS & LICENSES

Agency	Number	Expire Date
Arkansas	21-022-0	26-Mar-2022
Florida	E87611-33	30-Jun-2022
Illinois	2000322021-7	09-May-2022
Kansas	E-10352 2021-2022	31-Jul-2022
Kentucky	123043, 2021-2022	30-Apr-2022
Louisiana	03087, 2021-2022	30-Jun-2022
Texas	T104704231-21-28	30-Apr-2022

Sample Receipt Checklist

Work Order ID: HS22010909 **Date/Time Received:** **21-Jan-2022 08:00**

Client Name: PBW **Received by:** **Paresh M. Giga**

Completed By: /S/ Paresh M. Giga (eSignature) 21-Jan-2022 10:22 (Date/Time) **Reviewed by:** /S/ Dane J. Wacasey (eSignature) 07-Feb-2022 17:04 (Date/Time)

Matrices: **GW/Water** Carrier name: **Client**

	Yes	No	
Shipping container/cooler in good condition?	☑	☐	Not Present ☐
Custody seals intact on shipping container/cooler?	☐	☐	Not Present ☑
Custody seals intact on sample bottles?	☐	☐	Not Present ☑
VOA/TX1005/TX1006 Solids in hermetically sealed vials?	☐	☐	Not Present ☑
Chain of custody present?	☑	☐	2 Page(s)
Chain of custody signed when relinquished and received?	☑	☐	COC IDs:254690, 254682
Samplers name present on COC?	☑	☐	
Chain of custody agrees with sample labels?	☑	☐	
Samples in proper container/bottle?	☑	☐	
Sample containers intact?	☑	☐	
Sufficient sample volume for indicated test?	☑	☐	
All samples received within holding time?	☑	☐	
Container/Temp Blank temperature in compliance?	☑	☐	

Temperature(s)/Thermometer(s):	0.3C/0.8C; 0.1C/0.6C; 0.1C/0.6C U/C	IR31
Cooler(s)/Kit(s):	47327, 48365, 46190	
Date/Time sample(s) sent to storage:	1/21/2022 11:00	

	Yes	No	
Water - VOA vials have zero headspace?	☑	☐	No VOA vials submitted ☐
Water - pH acceptable upon receipt?	☑	☐	N/A ☐
pH adjusted?	☐	☑	N/A ☐

pH adjusted by:

Login Notes:

Client Contacted: Date Contacted: Person Contacted:

Contacted By: Regarding:

Comments:

Corrective Action:

Cincinnati, OH +1 513 733 5336 | Fort Collins, CO +1 970 490 1511
Everett, WA +1 425 356 2600 | Holland, MI +1 616 399 6070

Chain of Custody Form

Page 1 of 2

COC ID: 254690

HS22010909

Golder Associates Inc.
Houston TX-Wood Preserving Works

ALS Project Manager:

Customer Information		Project Information	
Purchase Order	4300042071/Kevin Peterburs 1620	Project Name	Houston TX-Wood Preserving Works
Work Order		Project Number	1620-01-Rev0 SR 92688
Company Name	Golder Associates Inc.	Bill To Company	Union Pacific Railroad- A/P
Send Report To	Eric Matzner	Invoice Attn	Accounts Payable
Address	2201 Double Creek Drive Suite 4004	Address	1400 Douglas Street Stop 0750
City/State/Zip	Round Rock, TX 78664	City/State/Zip	Omaha NE 681790750
Phone	(512) 671-3434	Phone	
Fax	(512) 671-3446	Fax	
e-Mail Address	Eric_Matzner@golder.com	e-Mail Address	

A	8260_LL_W (5632528 VOC Site Specific)
B	8260_LL_W (5632528 VOC Site Specific + V.C.)
C	8270_LOW_W (5632532 SemiVolatiles Site specific)
D	ICP_TW (5636002 Metals - As)
E	5636002 5652646 Metals - As, Ca, Fe, Mg, Mn, K, Na
F	9056_anions_W (5652642 Anions-*NO3*, *NO2*, Cl, F, SO4)
G	ALK_W 2320B (5635964 Alkalinity (T, CO3, HCO3))
H	
I	
J	

No.	Sample Description	Date	Time	Matrix	Pres.	# Bottles	A	B	C	D	E	F	G	H	I	J	Hold
1	WQ-1620-TB07-20220120			Water	1,8	2											
2	WG-1620-MW12A-20220120	1-20-22	0755	Groundwa	1,2,8	8	X		X	X	X	X	X				
3	WG-1620-MW13-20220120		0835	GW		8	X		X	X	X	X	X				
4	WG-1620-MW05-20220120		0920	GW		8	X		X	X	X	X	X				
5	WG-1620-MW04-20220120		1010	GW		8	X		X	X	X	X	X				
6	WG-1620-MW09-20220120		1100	GW		8	X		X	X	X	X	X				
7	WG-1620-MW91A-20220120		1205	GW		8	X		X	X	X	X	X				
8	WG-1620-FD03-20220120		1205	GW		8	X		X	X	X	X	X				
9	WG-1620-MW26A-20220120		1305	GW		8	X		X	X	X	X	X				
10	WG-1620-MW84A-20220120		1400	GW		8	X		X	X	X	X	X				

Sampler(s) Please Print & Sign: JOHN BRAYTON

Shipment Method: HAND DELIVERED

Required Turnaround Time: (Check Box) [X] STD 10 Wk Days [ ] 5 Wk Days [ ] 2 Wk Days [ ] 24 Hour [ ] Other

Results Due Date:

Relinquished by: Date: 1-21-22 Time: 08:00 Received by:

Relinquished by: Date: Time: Received by (Laboratory): 1/21/2022 08:00

Logged by (Laboratory): Date: Time: Checked by (Laboratory):

Notes: UPRR HWPW 1620-01

Cooler ID	Cooler Temp.
47327	0.3°
48365	0.1°
46190	0.1°

QC Package: (Check One Box Below)
[ ] Level II Std QC
[ ] Level III Std QC/Raw Data
[ ] Level IV SW846/CLP
[ ] Other
[X] TRRP Checklist
[ ] TRRP Level IV

Preservative Key: 1-HCl 2-HNO_3 3-H_2SO_4 4-NaOH 5-$Na_2S_2O_3$ 6-$NaHSO_4$ 7-Other 8-4°C 9-5035

ote: 1. Any changes must be made in writing once samples and COC Form have been submitted to ALS Environmental.
2. Unless otherwise agreed in a formal contract, services provided by ALS Environmental are expressly limited to the terms and conditions stated on the reverse.
3. The Chain of Custody is a legal document. All information must be completed accurately.

Copyright 2011 by ALS Environmental.

Cincinnati, OH +1 513 733 5336 | Fort Collins, CO +1 970 490 1511
Everett, WA +1 425 356 2600 | Holland, MI +1 616 399 6070

Chain of Custody Form

Page 2 of 2

COC ID: 254682

HS22010909

Golder Associates Inc.
Houston TX-Wood Preserving Works

ALS Project Manager:

Customer Information		Project Information	
Purchase Order	4300042071/Kevin Peterburs 1620	Project Name	Houston TX-Wood Preserving Works
Work Order		Project Number	1620-01-Rev0 SR 92688
Company Name	Golder Associates Inc.	Bill To Company	Union Pacific Railroad- A/P
Send Report To	Eric Matzner	Invoice Attn	Accounts Payable
Address	2201 Double Creek Drive Suite 4004	Address	1400 Douglas Street Stop 0750
City/State/Zip	Round Rock, TX 78664	City/State/Zip	Omaha NE 681790750
Phone	(512) 671-3434	Phone	
Fax	(512) 671-3446	Fax	
e-Mail Address	Eric_Matzner@golder.com	e-Mail Address	

A	8260_LL_W (5632528 VOC Site Specific)
B	8260_LL_W (5632528 VOC Site Specific + V.C.)
C	8270_LOW_W (5632532 SemiVolatiles Site specific)
D	ICP_TW (5636002 Metals - As)
E	5636002 5652646 Metals - As, Ca, Fe, Mg, Mn, K, Na
F	9056_anions_W (5652642 Anions-*NO3*, *NO2*, Cl, F, SO4)
G	ALK_W 2320B (5635964 Alkalinity (T, CO3, HCO3))
H	
I	
J	

No.	Sample Description	Date	Time	Matrix	Pres.	# Bottles	A	B	C	D	E	F	G	H	I	J	Hold
1	~~WG-1620-TB~~ -			Water	1,8	2											
2	WG-1620-MW32AR-20220120	1-20-22	1455	Groundwa	1,2,8	8	X		X	X	X	X	X				
3	WG-1620-MW68A-20220120	↓	1550	GW		8	X		X	X	X	X	X				
4	WG-1620-FB08-20220120	↓	1615	GW		6	X		X	X							
5																	
6																	
7																	
8																	
9																	
10																	

Sampler(s) Please Print & Sign: JOHN CRAYTON

Shipment Method: HAND DELIVERED

Required Turnaround Time: (Check Box) [X] STD 10 Wk Days [ ] 5 Wk Days [ ] 2 Wk Days [ ] 24 Hour [ ] Other _____

Results Due Date:

Relinquished by: Date: 1-21-22 Time: 08:00 Received by:

Relinquished by: Date: Time: Received by (Laboratory): 1/21/2022 08:00

Logged by (Laboratory): Date: Time: Checked by (Laboratory):

Notes: UPRR HWPW 1620-01

Cooler ID	Cooler Temp.

QC Package: (Check One Box Below)
[ ] Level II Std QC
[ ] Level III Std QC/Raw Data
[ ] Level IV SVM46/CLP
[ ] Other
[X] TRRP Checklist
[ ] TRRP Level IV

Preservative Key: 1-HCl 2-HNO_3 3-H_2SO_4 4-NaOH 5-$Na_2S_2O_3$ 6-$NaHSO_4$ 7-Other 8-4°C 9-5035

Note: 1. Any changes must be made in writing once samples and COC Form have been submitted to ALS Environmental.
2. Unless otherwise agreed in a formal contract, services provided by ALS Environmental are expressly limited to the terms and conditions stated on the reverse.
3. The Chain of Custody is a legal document. All information must be completed accurately.

Copyright 2011 by ALS Environmental.

10450 Stancliff Rd. Suite 210
Houston, TX 77099
T: +1 281 530 5656
F: +1 281 530 5887

February 08, 2022

Eric Matzner
Golder Associates Inc.
2201 Double Creek Drive
Suite 4004
Round Rock, TX 78664

Work Order: **HS22010974**

Laboratory Results for: **Houston TX-Wood Preserving Works**

Dear Eric Matzner,

ALS Environmental received 12 sample(s) on Jan 22, 2022 for the analysis presented in the following report.

The analytical data provided relates directly to the samples received by ALS Environmental and for only the analyses requested. Results are expressed as "as received" unless otherwise noted.

QC sample results for this data met EPA or laboratory specifications except as noted in the Case Narrative or as noted with qualifiers in the QC batch information. Should this laboratory report need to be reproduced, it should be reproduced in full unless written approval has been obtained by ALS Environmental. Samples will be disposed in 30 days unless storage arrangements are made.

If you have any questions regarding this report, please feel free to call me.

Sincerely,

Generated By: JUMOKE.LAWAL

Dane J. Wacasey

Client:	Golder Associates Inc.	**TRRP Laboratory Data Package Cover Page**
Project:	Houston TX-Wood Preserving Works	
WorkOrder:	**HS22010974**	

This data package consists of all or some of the following as applicable:

This signature page, the laboratory review checklist, and the following reportable data:

R1 Field chain-of-custody documentation;

R2 Sample identification cross-reference;

R3 Test reports (analytical data sheets) for each environmental sample that includes:

a) Items consistent with NELAC Chapter 5,
b) dilution factors,
c) preparation methods,
d) cleanup methods, and
e) if required for the project, tentatively identified compounds (TICs).

R4 Surrogate recovery data including:

a) Calculated recovery (%R), and
b) The laboratory's surrogate QC limits.

R5 Test reports/summary forms for blank samples;

R6 Test reports/summary forms for laboratory control samples (LCSs) including:

a) LCS spiking amounts,
b) Calculated %R for each analyte, and
c)The laboratory's LCS QC limits.

R7 Test reports for project matrix spike/matrix spike duplicates (MS/MSDs) including:

a) Samples associated with the MS/MSD clearly identified,
b) MS/MSD spiking amounts,
c) Concentration of each MS/MSD analyte measured in the parent and spiked samples,
d) Calculated %Rs and relative percent differences (RPDs), and
e) The laboratory's MS/MSD QC limits.

R8 Laboratory analytical duplicate (if applicable) recovery and precision:

a) the amount of analyte measured in the duplicate,
b) the calculated RPD, and
c) the laboratory's QC limits for analytical duplicates.

R9 List of method quantitation limits (MQLs) and detectability check sample results for each analyte for each method and matrix.

R10 Other problems or anomalies.
The Exception Report for each "No" or "Not Reviewed (NR)" item in Laboratory Review Checklist and for each analyte, matrix, and method for which the laboratory does not hold NELAC accreditation under the Texas Laboratory Accreditation Program.

Client:	Golder Associates Inc.	**TRRP Laboratory Data Package Cover Page**
Project:	Houston TX-Wood Preserving Works	
WorkOrder:	**HS22010974**	

Release Statement: I am responsible for the release of this laboratory data package. This laboratory is NELAC accredited under the Texas Laboratory Accreditation Program for all the methods, analytes and matrices reported in this data package except as noted in the Exception Reports. The data have been reviewed and are technically compliant with the requirements of the methods used, except where noted by the laboratory in the attached exception reports. By my signature below, I affirm to the best of my knowledge, all problems/anomalies, observed by the laboratory have been identified by the laboratory in the Laboratory Review Checklist, and no information affecting the quality of the data has been knowingly withheld.

Check, if applicable: [NA] This laboratory meets an exception under 30 TAC §25.6 and was last inspected by [ ] TCEQ or [ ] _____ on (enter date of last inspection). Any findings affecting the data in this laboratory data package are noted in the Exception Reports herein. The official signing the cover page of the report in which these data are used is responsible for releasing this data package and is by signature affirming the above release statement is true.

Dane J. Wacasey

Laboratory Review Checklist: Reportable Data								
Laboratory Name: ALS Laboratory Group			LRC Date: 02/09/2022					
Project Name: Houston TX-Wood Preserving Works			Laboratory Job Number: HS22010974					
Reviewer Name: Dane Wacasey			Prep Batch Number(s): 174709,175081,175082,R401235					
#[1]	A[2]	Description	Yes	No	NA[3]	NR[4]	ER#[5]	
R1	OI	**Chain-of-custody (C-O-C)**						
		Did samples meet the laboratory's standard conditions of sample acceptability upon receipt?	X					
		Were all departures from standard conditions described in an exception report?	X					
R2	OI	**Sample and quality control (QC) identification**						
		Are all field sample ID numbers cross-referenced to the laboratory ID numbers?	X					
		Are all laboratory ID numbers cross-referenced to the corresponding QC data?	X					
R3	OI	**Test reports**						
		Were all samples prepared and analyzed within holding times?	X					
		Other than those results < MQL, were all other raw values bracketed by calibration standards?	X					
		Were calculations checked by a peer or supervisor?	X					
		Were all analyte identifications checked by a peer or supervisor?	X					
		Were sample detection limits reported for all analytes not detected?	X					
		Were all results for soil and sediment samples reported on a dry weight basis?			X			
		Were % moisture (or solids) reported for all soil and sediment samples?			X			
		Were bulk soils/solids samples for volatile analysis extracted with methanol per SW-846 Method 5035?			X			
		If required for the project, TICs reported?			X			
R4	O	**Surrogate recovery data**						
		Were surrogates added prior to extraction?	X					
		Were surrogate percent recoveries in all samples within the laboratory QC limits?		X			1	
R5	OI	**Test reports/summary forms for blank samples**						
		Were appropriate type(s) of blanks analyzed?	X					
		Were blanks analyzed at the appropriate frequency?	X					
		Were method blanks taken through the entire analytical process, including preparation and, if applicable, cleanup procedures?	X					
		Were blank concentrations < MQL?	X					
R6	OI	**Laboratory control samples (LCS):**						
		Were all COCs included in the LCS?	X					
		Was each LCS taken through the entire analytical procedure, including prep and cleanup steps?	X					
		Were LCSs analyzed at the required frequency?	X					
		Were LCS (and LCSD, if applicable) %Rs within the laboratory QC limits?	X					
		Does the detectability data document the laboratory's capability to detect the COCs at the MDL used to calculate the SDLs?	X					
		Was the LCSD RPD within QC limits?	X					
R7	OI	**Matrix spike (MS) and matrix spike duplicate (MSD) data**						
		Were the project/method specified analytes included in the MS and MSD?	X					
		Were MS/MSD analyzed at the appropriate frequency?	X					
		Were MS (and MSD, if applicable) %Rs within the laboratory QC limits?		X			2	
		Were MS/MSD RPDs within laboratory QC limits?		X			3	
R8	OI	**Analytical duplicate data**						
		Were appropriate analytical duplicates analyzed for each matrix?			X			
		Were analytical duplicates analyzed at the appropriate frequency?			X			
		Were RPDs or relative standard deviations within the laboratory QC limits?			X			
R9	OI	**Method quantitation limits (MQLs):**						
		Are the MQLs for each method analyte included in the laboratory data package?	X					
		Do the MQLs correspond to the concentration of the lowest non-zero calibration standard?	X					
		Are unadjusted MQLs and DCSs included in the laboratory data package?	X					
R10	OI	**Other problems/anomalies**						
		Are all known problems/anomalies/special conditions noted in this LRC and ER?	X					
		Were all necessary corrective actions performed for the reported data?	X					
		Was applicable and available technology used to lower the SDL and minimize the matrix interference affects on the sample results?	X					
		Is the laboratory NELAC-accredited under the Texas Laboratory Program for the analytes, matrices and methods associated with this laboratory data package?	X					

Laboratory Review Checklist: Supporting Data	
Laboratory Name: ALS Laboratory Group	LRC Date: 02/09/2022
Project Name: Houston TX-Wood Preserving Works	Laboratory Job Number: HS22010974
Reviewer Name: Dane Wacasey	Prep Batch Number(s): 174709,175081,175082,R401235

#[1]	A[2]	Description	Yes	No	NA[3]	NR[4]	ER#[5]
S1	OI	**Initial calibration (ICAL)**					
		Were response factors and/or relative response factors for each analyte within QC limits?	X				
		Were percent RSDs or correlation coefficient criteria met?	X				
		Was the number of standards recommended in the method used for all analytes?	X				
		Were all points generated between the lowest and highest standard used to calculate the curve?	X				
		Are ICAL data available for all instruments used?	X				
		Has the initial calibration curve been verified using an appropriate second source standard?	X				
S2	OI	**Initial and continuing calibration verification (ICCV and CCV) and continuing calibration blank (CCB)**					
		Was the CCV analyzed at the method-required frequency?	X				
		Were percent differences for each analyte within the method-required QC limits?	X				
		Was the ICAL curve verified for each analyte?	X				
		Was the absolute value of the analyte concentration in the inorganic CCB < MDL?		X			4
S3	O	**Mass spectral tuning:**					
		Was the appropriate compound for the method used for tuning?	X				
		Were ion abundance data within the method-required QC limits?	X				
S4	O	**Internal standards (IS):**					
		Were IS area counts and retention times within the method-required QC limits?		X			5
S5	OI	**Raw data** (NELAC section 1 appendix A glossary, and section 5.12 or ISO/IEC 17025 section					
		Were the raw data (for example, chromatograms, spectral data) reviewed by an analyst?	X				
		Were data associated with manual integrations flagged on the raw data?	X				
S6	O	**Dual column confirmation**					
		Did dual column confirmation results meet the method-required QC?			X		
S7	O	**Tentatively identified compounds (TICs):**					
		If TICs were requested, were the mass spectra and TIC data subject to appropriate checks?			X		
S8	I	**Interference Check Sample (ICS) results:**					
		Were percent recoveries within method QC limits?			X		
S9	I	**Serial dilutions, post digestion spikes, and method of standard additions**					
		Were percent differences, recoveries, and the linearity within the QC limits specified in the method?			X		
S10	OI	**Method detection limit (MDL) studies**					
		Was a MDL study performed for each reported analyte?	X				
		Is the MDL either adjusted or supported by the analysis of DCSs?	X				
S11	OI	**Proficiency test reports:**					
		Was the laboratory's performance acceptable on the applicable proficiency tests or evaluation studies?	X				
S12	OI	**Standards documentation**					
		Are all standards used in the analyses NIST-traceable or obtained from other appropriate sources?	X				
S13	OI	**Compound/analyte identification procedures**					
		Are the procedures for compound/analyte identification documented?	X				
S14	OI	**Demonstration of analyst competency (DOC)**					
		Was DOC conducted consistent with NELAC Chapter 5C or ISO/IEC 4?	X				
		Is documentation of the analyst's competency up-to-date and on file?	X				
S15	OI	**Verification/validation documentation for methods** (NELAC Chap 5 or ISO/IEC 17025 Section 5)					
		Are all the methods used to generate the data documented, verified, and validated, where applicable?	X				
S16	OI	**Laboratory standard operating procedures (SOPs):**					
		Are laboratory SOPs current and on file for each method performed?	X				

Items identified by the letter "R" must be included in the laboratory data package submitted in the TRRP-required report(s). Items identified by the letter "S" should be retained and made available upon request for the appropriate retention period.
O = Organic Analyses; I = Inorganic Analyses (and general chemistry, when applicable);
NA = Not Applicable;
NR = Not Reviewed;
R# = Exception Report identification number (an Exception Report should be completed for an item if "NR" or "No" is checked).

Laboratory Review Checklist: Exception Reports	
Laboratory Name: ALS Laboratory Group	LRC Date: 02/09/2022
Project Name: Houston TX-Wood Preserving Works	Laboratory Job Number: HS22010974
Reviewer Name: Dane Wacasey	Prep Batch Number(s): 174709,175081,175082,R401235

ER#[5]	Description
1	Semivolatile Organics Method SW8270, samples WG-1620-MW83B-20220121, WG-1620-FD04-20220121 the surrogate recoveries could not be determined due to dilution below the calibration range.
2	Batch 174709, Semivolatile Organics Method SW8270, sample WG-1620-MW67B-20220121, MS and or MSD recovered outside the control limit for Benz(a)anthracene, Benzo(a)pyrene, Di-n-butyl phthalate due to suspect matrix effect.
3	Batch 174709, Semivolatile Organics Method SW8270, sample WG-1620-MW28C-20220121, MS/MSD RPD recovered above the RPD limit for 4-Nitrophenol due to possible matrix effect.
4	See Run Log and CCB Exceptions Report.
5	Batch 174709, Semivolatile Organics Method SW8270, sample WG-1620-MW83B-20220121 Low area counts for 1, 4-Dichlorobenzene, Naphthalene-d8, Acenaphthene-d10, Phenanthrene-d10, Chrysene-d12 and Perylene-d12 due to possible matrix effect. Confirmed by analysis at a dilution.

Items identified by the letter "R" must be included in the laboratory data package submitted in the TRRP-required report(s). Items identified by the letter "S" should be retained and made available upon request for the appropriate retention period.
O = Organic Analyses; I = Inorganic Analyses (and general chemistry, when applicable);
NA = Not Applicable;
NR = Not Reviewed;
R# = Exception Report identification number (an Exception Report should be completed for an item if "NR" or "No" is checked).

FORM 13 - ANALYSIS RUN LOG

Client: Golder Associates Inc.
Project: Houston TX-Wood Preserving Works
WorkOrder: HS22010974
Start Date: 04-Feb-2022 End Date: 05-Feb-2022

Run ID:ICPMS06_401621
Instrument:ICPMS06
Method:SW6020A

Sample No.	D/F	Time	FileID	Analytes
ICV	1	04-Feb-2022 13:39	017_ICV.d	AS CA FE K MG MN NA
LLICV2	1	04-Feb-2022 13:41	018LCV2.d	AS CA FE K MG MN NA
LLICV5	1	04-Feb-2022 13:43	019LCV5.d	AS CA FE K MG MN NA
ICB	1	04-Feb-2022 13:45	020_ICB.d	AS CA FE K MG MN NA
ICSA	1	04-Feb-2022 13:56	022ICSA.d	AS CA FE K MG MN NA
ICSAB	1	04-Feb-2022 13:58	023ICSB.d	AS CA FE K MG MN NA
CCV 1	1	04-Feb-2022 14:06	026_CCV.d	AS CA FE K MG MN NA
CCB 1	1	04-Feb-2022 14:08	027_CCB.d	AS CA FE K MG MN NA
CCV 2	1	04-Feb-2022 14:31	038_CCV.d	AS CA FE K MG MN NA
CCB 2	1	04-Feb-2022 14:33	039_CCB.d	AS CA FE K MG MN NA
CCV 3	1	04-Feb-2022 14:57	050_CCV.d	AS CA FE K MG MN NA
CCB 3	1	04-Feb-2022 14:59	051_CCB.d	AS CA FE K MG MN NA
CCV 4	1	04-Feb-2022 15:15	055_CCV.d	AS CA FE K MG MN NA
CCB 4	1	04-Feb-2022 15:17	056_CCB.d	AS CA FE K MG MN NA
CCV 5	1	04-Feb-2022 15:42	069_CCV.d	AS CA FE K MG MN NA
CCB 5	1	04-Feb-2022 15:44	070_CCB.d	AS CA FE K MG MN NA
CCV 6	1	04-Feb-2022 16:06	081_CCV.d	AS CA FE K MG MN NA
CCB 6	1	04-Feb-2022 16:08	082_CCB.d	AS CA FE K MG MN NA
CCV 7	1	04-Feb-2022 17:07	090_CCV.d	AS CA FE K MG MN NA
CCB 7	1	04-Feb-2022 17:09	091_CCB.d	AS CA FE K MG MN NA
CCV 8	1	04-Feb-2022 17:31	102_CCV.d	AS CA FE K MG MN NA
CCB 8	1	04-Feb-2022 17:33	103_CCB.d	AS CA FE K MG MN NA
CCV 9	1	04-Feb-2022 17:50	108_CCV.d	AS CA FE K MG MN NA
CCB 9	1	04-Feb-2022 17:51	109_CCB.d	AS CA FE K MG MN NA
CCV 10	1	04-Feb-2022 18:19	118_CCV.d	AS CA FE K MG MN NA
CCB 10	1	04-Feb-2022 18:21	119_CCB.d	AS CA FE K MG MN NA
CCV 11	1	04-Feb-2022 18:24	120_CCV.d	AS CA FE K MG MN NA
MBLK-175081	1	04-Feb-2022 18:26	121SMPL.d	AS CA FE K MG MN NA
LCS-175081	1	04-Feb-2022 18:28	122SMPL.d	AS CA FE K MG MN NA
WG-1620-MW67B-20220121	1	04-Feb-2022 18:32	123SMPL.d	AS CA FE K MG MN NA
WG-1620-MW67B-20220121SD	5	04-Feb-2022 18:34	124SMPL.d	AS CA FE K MG MN NA
WG-1620-MW67B-20220121MS	1	04-Feb-2022 18:36	125SMPL.d	AS FE K MG MN NA
WG-1620-MW67B-20220121MSD	1	04-Feb-2022 18:40	127SMPL.d	AS CA FE K MG MN NA
WG-1620-MW54B-20220120	1	04-Feb-2022 18:44	129SMPL.d	AS CA FE K MG MN NA
CCV 12	1	04-Feb-2022 18:48	131_CCV.d	AS CA FE K MG MN NA
CCB 11	1	04-Feb-2022 18:50	132_CCB.d	AS CA FE K MG MN NA
CCV 13	1	04-Feb-2022 20:08	137_CCV.d	AS CA FE K MG MN NA
CCB 12	1	04-Feb-2022 20:10	138_CCB.d	AS CA FE K MG MN NA
WG-1620-MW99C-20220120	1	04-Feb-2022 20:12	139SMPL.d	AS CA FE K MG MN NA
WG-1620-MW84B-20220121	1	04-Feb-2022 20:14	140SMPL.d	AS CA FE K MG MN NA
WG-1620-MW83C-20220121	1	04-Feb-2022 20:16	141SMPL.d	AS CA FE K MG MN NA
WG-1620-MW83B-20220121	1	04-Feb-2022 20:18	142SMPL.d	AS CA FE K MG MN NA
WG-1620-FD04-20220121	1	04-Feb-2022 20:20	143SMPL.d	AS CA FE K MG MN NA
WG-1620-MW82B-20220121	1	04-Feb-2022 20:22	144SMPL.d	AS CA FE K MG MN
WG-1620-MW22BR-20220121	1	04-Feb-2022 20:24	145SMPL.d	AS CA FE K MG MN NA
WG-1620-MW38B-20220121	1	04-Feb-2022 20:26	146SMPL.d	AS CA FE K MG MN NA
CCV 14	1	04-Feb-2022 20:28	147_CCV.d	AS CA FE K MG MN NA
CCB 13	1	04-Feb-2022 20:30	148_CCB.d	AS CA FE K MG MN NA
CCV 15	1	04-Feb-2022 20:50	158_CCV.d	AS CA FE K MG MN NA
CCB 14	1	04-Feb-2022 20:51	159_CCB.d	AS CA FE K MG MN NA

FORM 13 - ANALYSIS RUN LOG

Client: Golder Associates Inc.
Project: Houston TX-Wood Preserving Works
WorkOrder: HS22010974
Start Date: 04-Feb-2022 End Date: 05-Feb-2022

Run ID:ICPMS06_401621
Instrument:ICPMS06
Method:SW6020A

Sample No.	D/F	Time	FileID	Analytes
LLICCV2	1	04-Feb-2022 21:20	172LCV2.d	AS CA FE K MG MN NA
LLICCV5	1	04-Feb-2022 21:22	173LCV5.d	AS CA FE K MG MN NA
ICCV 16	1	04-Feb-2022 21:24	174_ICV.d	AS CA FE K MG MN NA
ICCB 15	1	04-Feb-2022 21:25	175_ICB.d	AS CA FE K MG MN NA
CCV 17	1	04-Feb-2022 21:29	177_CCV.d	AS CA FE K MG MN NA
CCB 16	1	04-Feb-2022 21:31	178_CCB.d	AS CA FE K MG MN NA
MBLK-175082	1	04-Feb-2022 21:33	179SMPL.d	AS CA FE K MG MN NA
LCS-175082	1	04-Feb-2022 21:35	180SMPL.d	AS CA FE K MG MN NA
WG-1620-MW28C-20220121	1	04-Feb-2022 21:37	181SMPL.d	AS CA FE K MG MN NA
WG-1620-MW28C-20220121SD	5	04-Feb-2022 21:39	182SMPL.d	AS CA FE K MG MN NA
WG-1620-MW28C-20220121MS	1	04-Feb-2022 21:41	183SMPL.d	AS CA FE K MG MN NA
WG-1620-MW28C-20220121MSD	1	04-Feb-2022 21:43	184SMPL.d	AS CA FE K MG MN NA
CCV 18	1	04-Feb-2022 21:47	186_CCV.d	AS CA FE K MG MN NA
CCB 17	1	04-Feb-2022 21:49	187_CCB.d	AS CA FE K MG MN NA
CCV 19	1	04-Feb-2022 22:11	198_CCV.d	AS CA FE K MG MN NA
CCB 18	1	04-Feb-2022 22:12	199_CCB.d	AS CA FE K MG MN NA
CCV 20	1	04-Feb-2022 22:32	209_CCV.d	AS CA FE K MG MN NA
CCB 19	1	04-Feb-2022 22:34	210_CCB.d	AS CA FE K MG MN NA
CCV 21	1	04-Feb-2022 22:50	218_CCV.d	AS CA FE K MG MN NA
CCB 20	1	04-Feb-2022 22:52	219_CCB.d	AS CA FE K MG MN NA
CCV 22	1	04-Feb-2022 23:08	227_CCV.d	AS CA FE K MG MN NA
CCB 21	1	04-Feb-2022 23:10	228_CCB.d	AS CA FE K MG MN NA
CCV 23	1	04-Feb-2022 23:26	236_CCV.d	AS CA FE K MG MN NA
CCB 22	1	04-Feb-2022 23:28	237_CCB.d	AS CA FE K MG MN NA
CCV 24	1	04-Feb-2022 23:45	245_CCV.d	AS CA FE K MG MN NA
CCB 23	1	04-Feb-2022 23:46	246_CCB.d	AS CA FE K MG MN NA
CCV 25	1	05-Feb-2022 00:03	254_CCV.d	AS CA FE K MG MN NA
CCB 24	1	05-Feb-2022 00:05	255_CCB.d	AS CA FE K MG MN NA
CCV 26	1	05-Feb-2022 00:25	265_CCV.d	AS CA FE K MG MN NA
CCB 25	1	05-Feb-2022 00:27	266_CCB.d	AS CA FE K MG MN NA
CCV 27	1	05-Feb-2022 00:42	273_CCV.d	AS CA FE K MG MN NA
CCB 26	1	05-Feb-2022 00:43	274_CCB.d	AS CA FE K MG MN NA
CCV 28	1	05-Feb-2022 01:00	282_CCV.d	AS CA FE K MG MN NA
CCB 27	1	05-Feb-2022 01:02	283_CCB.d	AS CA FE K MG MN NA
LLCCV2	1	05-Feb-2022 01:04	284LCV2.d	AS CA FE K MG MN NA
LLCCV5	1	05-Feb-2022 01:06	285LCV5.d	AS CA FE K MG MN NA
ICSA	1	05-Feb-2022 01:08	286ICSA.d	AS CA FE K MG MN NA
ICSAB	1	05-Feb-2022 01:10	287ICSB.d	AS CA FE K MG MN NA

CCB EXCEPTIONS REPORT

Client: Golder Associates Inc.
Project: Houston TX-Wood Preserving Works
WorkOrder: HS22010974

Run ID:ICPMS06_401621
Instrument:ICPMS06
Method:SW6020A

CCB 1 Date: 04-Feb-2022 14:08 Seq: 6489781 D/F: 1 Units: ug/L

Analyte	Result	MDL	Report Limit
Sodium	22.03	14	200

CCB 2 Date: 04-Feb-2022 14:33 Seq: 6489792 D/F: 1 Units: ug/L

Analyte	Result	MDL	Report Limit
Sodium	43.93	14	200

CCB 3 Date: 04-Feb-2022 14:59 Seq: 6489806 D/F: 1 Units: ug/L

Analyte	Result	MDL	Report Limit
Calcium	75.17	34	500
Sodium	35.54	14	200

CCB 4 Date: 04-Feb-2022 15:17 Seq: 6489811 D/F: 1 Units: ug/L

Analyte	Result	MDL	Report Limit
Sodium	27.84	14	200

CCB 5 Date: 04-Feb-2022 15:44 Seq: 6489823 D/F: 1 Units: ug/L

Analyte	Result	MDL	Report Limit
Sodium	26	14	200

CCB 6 Date: 04-Feb-2022 16:08 Seq: 6490135 D/F: 1 Units: ug/L

Analyte	Result	MDL	Report Limit
Sodium	60.14	14	200

CCB 7 Date: 04-Feb-2022 17:09 Seq: 6490138 D/F: 1 Units: ug/L

Analyte	Result	MDL	Report Limit
Sodium	207.5	14	200

CCB 8 Date: 04-Feb-2022 17:33 Seq: 6490206 D/F: 1 Units: ug/L

Analyte	Result	MDL	Report Limit
Sodium	50.32	14	200

CCB 9 Date: 04-Feb-2022 17:51 Seq: 6490391 D/F: 1 Units: ug/L

Analyte	Result	MDL	Report Limit
Sodium	42.8	14	200

CCB 10 Date: 04-Feb-2022 18:21 Seq: 6490394 D/F: 1 Units: ug/L

Analyte	Result	MDL	Report Limit
Sodium	43.68	14	200

CCB 11 Date: 04-Feb-2022 18:50 Seq: 6490407 D/F: 1 Units: ug/L

Analyte	Result	MDL	Report Limit
Sodium	42.34	14	200

CCB 12 Date: 04-Feb-2022 20:10 Seq: 6490455 D/F: 1 Units: ug/L

Analyte	Result	MDL	Report Limit
Sodium	20.24	14	200

CCB 13 Date: 04-Feb-2022 20:30 Seq: 6490465 D/F: 1 Units: ug/L

Analyte	Result	MDL	Report Limit
Sodium	99.79	14	200

CCB EXCEPTIONS REPORT

Client: Golder Associates Inc.
Project: Houston TX-Wood Preserving Works
WorkOrder: HS22010974

Run ID:ICPMS06_401621
Instrument:ICPMS06
Method:SW6020A

CCB 14 Date: 04-Feb-2022 20:51 Seq: 6490476 D/F: 1 Units: ug/L

Analyte	Result	MDL	Report Limit
Sodium	322.5	14	200

ICCB 15 Date: 04-Feb-2022 21:25 Seq: 6490491 D/F: 1 Units: ug/L

Analyte	Result	MDL	Report Limit
Sodium	-70.1	14	200

CCB 16 Date: 04-Feb-2022 21:31 Seq: 6490494 D/F: 1 Units: ug/L

Analyte	Result	MDL	Report Limit
Sodium	-80.89	14	200

CCB 17 Date: 04-Feb-2022 21:49 Seq: 6490516 D/F: 1 Units: ug/L

Analyte	Result	MDL	Report Limit
Sodium	-85.15	14	200

CCB 18 Date: 04-Feb-2022 22:12 Seq: 6490501 D/F: 1 Units: ug/L

Analyte	Result	MDL	Report Limit
Sodium	-82.86	14	200

CCB 19 Date: 04-Feb-2022 22:34 Seq: 6490526 D/F: 1 Units: ug/L

Analyte	Result	MDL	Report Limit
Calcium	43.08	34	500
Sodium	-38.24	14	200

CCB 20 Date: 04-Feb-2022 22:52 Seq: 6490535 D/F: 1 Units: ug/L

Analyte	Result	MDL	Report Limit
Sodium	-96.87	14	200

CCB 21 Date: 04-Feb-2022 23:10 Seq: 6490544 D/F: 1 Units: ug/L

Analyte	Result	MDL	Report Limit
Sodium	-107.1	14	200

CCB 22 Date: 04-Feb-2022 23:28 Seq: 6490553 D/F: 1 Units: ug/L

Analyte	Result	MDL	Report Limit
Calcium	47.31	34	500
Sodium	-105	14	200

CCB 23 Date: 04-Feb-2022 23:46 Seq: 6490998 D/F: 1 Units: ug/L

Analyte	Result	MDL	Report Limit
Sodium	-110.9	14	200

CCB 24 Date: 05-Feb-2022 00:05 Seq: 6491013 D/F: 1 Units: ug/L

Analyte	Result	MDL	Report Limit
Sodium	-115.6	14	200

CCB 25 Date: 05-Feb-2022 00:27 Seq: 6491024 D/F: 1 Units: ug/L

Analyte	Result	MDL	Report Limit
Sodium	-117.6	14	200

CCB 26 Date: 05-Feb-2022 00:43 Seq: 6491032 D/F: 1 Units: ug/L

Analyte	Result	MDL	Report Limit
Sodium	-123.1	14	200

FORM 13 - ANALYSIS RUN LOG

Client: Golder Associates Inc.
Project: Houston TX-Wood Preserving Works
WorkOrder: HS22010974
Start Date: 07-Feb-2022 End Date: 08-Feb-2022

Run ID:ICPMS06_401718
Instrument:ICPMS06
Method:SW6020A

Sample No.	D/F	Time	FileID	Analytes
ICV	1	07-Feb-2022 11:54	019_ICV.d	AS CA FE K MG MN NA
LLICV2	1	07-Feb-2022 11:56	020LCV2.d	NA
LLICV5	1	07-Feb-2022 11:58	021LCV5.d	NA
ICB	1	07-Feb-2022 12:00	022_ICB.d	AS CA FE K MG MN NA
ICSA	1	07-Feb-2022 12:04	024ICSA.d	NA
ICSAB	1	07-Feb-2022 12:06	025ICSB.d	NA
CCV 1	1	07-Feb-2022 12:15	027_CCV.d	AS CA FE K MG MN NA
CCB 1	1	07-Feb-2022 12:17	028_CCB.d	AS CA FE K MG MN NA
WG-1620-MW82B-20220121	20	07-Feb-2022 12:21	030SMPL.d	NA
CCV 2	1	07-Feb-2022 12:39	039_CCV.d	AS CA FE K MG MN NA
CCB 2	1	07-Feb-2022 12:41	040_CCB.d	AS CA FE K MG MN NA
CCV 3	1	07-Feb-2022 13:04	051_CCV.d	AS CA FE K MG MN NA
CCB 3	1	07-Feb-2022 13:06	052_CCB.d	AS CA FE K MG MN NA
CCV 4	1	07-Feb-2022 13:32	063_CCV.d	AS CA FE K MG MN NA
CCB 4	1	07-Feb-2022 13:34	064_CCB.d	AS CA FE K MG MN NA
WG-1620-MW67B-20220121MS	1	07-Feb-2022 13:51	073SMPL.d	CA
CCV 5	1	07-Feb-2022 13:55	075_CCV.d	AS CA FE K MG MN NA
CCB 5	1	07-Feb-2022 13:57	076_CCB.d	AS CA FE K MG MN NA
CCV 6	1	07-Feb-2022 14:24	087_CCV.d	AS CA FE K MG MN NA
CCB 6	1	07-Feb-2022 14:26	088_CCB.d	AS CA FE K MG MN NA
CCV 7	1	07-Feb-2022 14:51	099_CCV.d	AS CA FE K MG MN NA
CCB 7	1	07-Feb-2022 14:52	100_CCB.d	AS CA FE K MG MN NA
CCV 8	1	07-Feb-2022 15:23	111_CCV.d	AS CA FE K MG MN NA
CCB 8	1	07-Feb-2022 15:25	112_CCB.d	AS CA FE K MG MN NA
CCV 9	1	07-Feb-2022 15:49	123_CCV.d	AS CA FE K MG MN NA
CCB 9	1	07-Feb-2022 15:51	124_CCB.d	AS CA FE K MG MN NA
CCV 10	1	07-Feb-2022 16:15	135_CCV.d	AS CA FE K MG MN NA
CCB 10	1	07-Feb-2022 16:17	136_CCB.d	AS CA FE K MG MN NA
CCV 11	1	07-Feb-2022 16:37	145_CCV.d	AS CA FE K MG MN NA
CCB 11	1	07-Feb-2022 16:39	146_CCB.d	AS CA FE K MG MN NA
CCV 12	1	07-Feb-2022 17:01	157_CCV.d	AS CA FE K MG MN NA
CCB 12	1	07-Feb-2022 17:03	158_CCB.d	AS CA FE K MG MN NA
CCV 13	1	07-Feb-2022 19:37	163_CCV.d	AS CA FE K MG MN NA
CCB 13	1	07-Feb-2022 19:39	164_CCB.d	AS CA FE K MG MN NA
CCV 14	1	07-Feb-2022 19:55	172_CCV.d	AS CA FE K MG MN NA
CCB 14	1	07-Feb-2022 19:57	173_CCB.d	AS CA FE K MG MN NA
CCV 15	1	07-Feb-2022 20:09	179_CCV.d	AS CA FE K MG MN NA
CCB 15	1	07-Feb-2022 20:11	180_CCB.d	AS CA FE K MG MN NA
CCV 16	1	07-Feb-2022 20:33	191_CCV.d	AS CA FE K MG MN NA
CCB 16	1	07-Feb-2022 20:34	192_CCB.d	AS CA FE K MG MN NA
CCV 17	1	07-Feb-2022 20:52	201_CCV.d	AS CA FE K MG MN NA
CCB 17	1	07-Feb-2022 20:54	202_CCB.d	AS CA FE K MG MN NA
CCV 18	1	07-Feb-2022 21:10	210_CCV.d	AS CA FE K MG MN NA
CCB 18	1	07-Feb-2022 21:12	211_CCB.d	AS CA FE K MG MN NA
CCV 19	1	07-Feb-2022 21:34	222_CCV.d	AS CA FE K MG MN NA
CCB 19	1	07-Feb-2022 21:36	223_CCB.d	AS CA FE K MG MN NA
CCV 20	1	07-Feb-2022 21:56	233_CCV.d	AS CA FE K MG MN NA
CCB 20	1	07-Feb-2022 21:58	234_CCB.d	AS CA FE K MG MN NA
ICCV 21	1	07-Feb-2022 22:33	248_ICV.d	AS CA FE K MG MN NA
LLICCV2	1	07-Feb-2022 22:35	249LCV2.d	NA

CCB EXCEPTIONS REPORT

Client: Golder Associates Inc.
Project: Houston TX-Wood Preserving Works
WorkOrder: HS22010974

Run ID:ICPMS06_401718
Instrument:ICPMS06
Method:SW6020A

CCB 1	Date: 07-Feb-2022 12:17	Seq: 6491534	D/F: 1	Units: ug/L
Analyte	**Result**	**MDL**	**Report Limit**	
Sodium	18.62	14	200	

CCB 6	Date: 07-Feb-2022 14:26	Seq: 6491973	D/F: 1	Units: ug/L
Analyte	**Result**	**MDL**	**Report Limit**	
Sodium	250.8	14	200	

CCB 7	Date: 07-Feb-2022 14:52	Seq: 6492046	D/F: 1	Units: ug/L
Analyte	**Result**	**MDL**	**Report Limit**	
Sodium	90.88	14	200	

CCB 8	Date: 07-Feb-2022 15:25	Seq: 6492270	D/F: 1	Units: ug/L
Analyte	**Result**	**MDL**	**Report Limit**	
Sodium	46.46	14	200	

CCB 9	Date: 07-Feb-2022 15:51	Seq: 6492282	D/F: 1	Units: ug/L
Analyte	**Result**	**MDL**	**Report Limit**	
Sodium	142.9	14	200	

CCB 10	Date: 07-Feb-2022 16:17	Seq: 6492294	D/F: 1	Units: ug/L
Analyte	**Result**	**MDL**	**Report Limit**	
Sodium	141.1	14	200	

CCB 11	Date: 07-Feb-2022 16:39	Seq: 6492406	D/F: 1	Units: ug/L
Analyte	**Result**	**MDL**	**Report Limit**	
Sodium	70.02	14	200	

CCB 12	Date: 07-Feb-2022 17:03	Seq: 6492428	D/F: 1	Units: ug/L
Analyte	**Result**	**MDL**	**Report Limit**	
Sodium	65.13	14	200	

CCB 13	Date: 07-Feb-2022 19:39	Seq: 6492482	D/F: 1	Units: ug/L
Analyte	**Result**	**MDL**	**Report Limit**	
Sodium	35.23	14	200	

CCB 14	Date: 07-Feb-2022 19:57	Seq: 6492491	D/F: 1	Units: ug/L
Analyte	**Result**	**MDL**	**Report Limit**	
Sodium	295	14	200	

CCB 15	Date: 07-Feb-2022 20:11	Seq: 6492498	D/F: 1	Units: ug/L
Analyte	**Result**	**MDL**	**Report Limit**	
Sodium	248.3	14	200	

CCB 16	Date: 07-Feb-2022 20:34	Seq: 6492510	D/F: 1	Units: ug/L
Analyte	**Result**	**MDL**	**Report Limit**	
Sodium	200.9	14	200	

CCB 17	Date: 07-Feb-2022 20:54	Seq: 6492520	D/F: 1	Units: ug/L
Analyte	**Result**	**MDL**	**Report Limit**	
Sodium	112.9	14	200	

CCB 18	Date: 07-Feb-2022 21:12	Seq: 6492529	D/F: 1	Units: ug/L
Analyte	**Result**	**MDL**	**Report Limit**	

Client: Golder Associates Inc.
Project: Houston TX-Wood Preserving Works
Work Order: HS22010974

SAMPLE SUMMARY

Lab Samp ID	Client Sample ID	Matrix	TagNo	Collection Date	Date Received	Hold
HS22010974-01	WQ-1620-TB08-20220121	Water		21-Jan-2022 00:00	22-Jan-2022 09:43	☐
HS22010974-02	WG-1620-MW54B-20220120	Groundwater		20-Jan-2022 17:15	22-Jan-2022 09:43	☐
HS22010974-03	WG-1620-MW99C-20220120	Groundwater		20-Jan-2022 17:55	22-Jan-2022 09:43	☐
HS22010974-04	WG-1620-MW84B-20220121	Groundwater		21-Jan-2022 09:15	22-Jan-2022 09:43	☐
HS22010974-05	WG-1620-MW67B-20220121	Groundwater		21-Jan-2022 10:20	22-Jan-2022 09:43	☐
HS22010974-06	WG-1620-MW83C-20220121	Groundwater		21-Jan-2022 11:10	22-Jan-2022 09:43	☐
HS22010974-07	WG-1620-MW83B-20220121	Groundwater		21-Jan-2022 12:00	22-Jan-2022 09:43	☐
HS22010974-08	WG-1620-FD04-20220121	Groundwater		21-Jan-2022 12:00	22-Jan-2022 09:43	☐
HS22010974-09	WG-1620-MW82B-20220121	Groundwater		21-Jan-2022 12:55	22-Jan-2022 09:43	☐
HS22010974-10	WG-1620-MW22BR-20220121	Groundwater		21-Jan-2022 13:50	22-Jan-2022 09:43	☐
HS22010974-11	WG-1620-MW38B-20220121	Groundwater		21-Jan-2022 14:40	22-Jan-2022 09:43	☐
HS22010974-12	WG-1620-MW28C-20220121	Groundwater		21-Jan-2022 16:00	22-Jan-2022 09:43	☐

Client:	Golder Associates Inc.	**ANALYTICAL REPORT**
Project:	Houston TX-Wood Preserving Works	WorkOrder:HS22010974
Sample ID:	WQ-1620-TB08-20220121	Lab ID:HS22010974-01
Collection Date:	21-Jan-2022 00:00	Matrix:Water

ANALYSES	RESULT	QUAL	SDL	MQL	UNITS	DILUTION FACTOR	DATE ANALYZED
LOW LEVEL VOLATILES BY SW8260C		**Method:SW8260**					Analyst: PC
1,2-Dichloroethane	< 0.00020		0.00020	0.0010	mg/L	1	29-Jan-2022 00:47
Benzene	< 0.00020		0.00020	0.0010	mg/L	1	29-Jan-2022 00:47
Chlorobenzene	< 0.00030		0.00030	0.0010	mg/L	1	29-Jan-2022 00:47
Ethylbenzene	< 0.00030		0.00030	0.0010	mg/L	1	29-Jan-2022 00:47
Methylene chloride	< 0.0010		0.0010	0.0020	mg/L	1	29-Jan-2022 00:47
Toluene	< 0.00020		0.00020	0.0010	mg/L	1	29-Jan-2022 00:47
Xylenes, Total	< 0.00030		0.00030	0.0010	mg/L	1	29-Jan-2022 00:47
Surr: 1,2-Dichloroethane-d4	*86.8*			*70-126*	*%REC*	*1*	*29-Jan-2022 00:47*
Surr: 4-Bromofluorobenzene	*98.3*			*77-113*	*%REC*	*1*	*29-Jan-2022 00:47*
Surr: Dibromofluoromethane	*95.7*			*77-123*	*%REC*	*1*	*29-Jan-2022 00:47*
Surr: Toluene-d8	*109*			*82-127*	*%REC*	*1*	*29-Jan-2022 00:47*

Note: See Qualifiers Page for a list of qualifiers and their explanation.

Client:	Golder Associates Inc.	**ANALYTICAL REPORT**
Project:	Houston TX-Wood Preserving Works	WorkOrder:HS22010974
Sample ID:	WG-1620-MW54B-20220120	Lab ID:HS22010974-02
Collection Date:	20-Jan-2022 17:15	Matrix:Groundwater

ANALYSES	RESULT	QUAL	SDL	MQL	UNITS	DILUTION FACTOR	DATE ANALYZED
LOW LEVEL VOLATILES BY SW8260C		**Method:SW8260**					Analyst: PC
1,2-Dichloroethane	< 0.00020		0.00020	0.0010	mg/L	1	29-Jan-2022 03:57
Benzene	< 0.00020		0.00020	0.0010	mg/L	1	29-Jan-2022 03:57
Chlorobenzene	< 0.00030		0.00030	0.0010	mg/L	1	29-Jan-2022 03:57
Ethylbenzene	< 0.00030		0.00030	0.0010	mg/L	1	29-Jan-2022 03:57
Methylene chloride	< 0.0010		0.0010	0.0020	mg/L	1	29-Jan-2022 03:57
Toluene	< 0.00020		0.00020	0.0010	mg/L	1	29-Jan-2022 03:57
Xylenes, Total	< 0.00030		0.00030	0.0010	mg/L	1	29-Jan-2022 03:57
Surr: 1,2-Dichloroethane-d4	*89.6*			*70-126*	*%REC*	*1*	*29-Jan-2022 03:57*
Surr: 4-Bromofluorobenzene	*95.9*			*77-113*	*%REC*	*1*	*29-Jan-2022 03:57*
Surr: Dibromofluoromethane	*95.6*			*77-123*	*%REC*	*1*	*29-Jan-2022 03:57*
Surr: Toluene-d8	*108*			*82-127*	*%REC*	*1*	*29-Jan-2022 03:57*

Note: See Qualifiers Page for a list of qualifiers and their explanation.

Client:	Golder Associates Inc.	**ANALYTICAL REPORT**
Project:	Houston TX-Wood Preserving Works	WorkOrder:HS22010974
Sample ID:	WG-1620-MW54B-20220120	Lab ID:HS22010974-02
Collection Date:	20-Jan-2022 17:15	Matrix:Groundwater

ANALYSES	RESULT	QUAL	SDL	MQL	UNITS	DILUTION FACTOR	DATE ANALYZED
LOW-LEVEL SEMIVOLATILES BY 8270D		**Method:SW8270**			Prep:SW3510 / 25-Jan-2022		Analyst: GEY
1,2-Diphenylhydrazine	< 0.000021		0.000021	0.00020	mg/L	1	03-Feb-2022 03:36
2,4-Dimethylphenol	< 0.000040		0.000040	0.00020	mg/L	1	03-Feb-2022 03:36
2,4-Dinitrotoluene	< 0.000058		0.000058	0.00020	mg/L	1	03-Feb-2022 03:36
2,6-Dinitrotoluene	< 0.000042		0.000042	0.00020	mg/L	1	03-Feb-2022 03:36
2-Chloronaphthalene	< 0.000021		0.000021	0.00020	mg/L	1	03-Feb-2022 03:36
2-Methylnaphthalene	< 0.000019		0.000019	0.00010	mg/L	1	03-Feb-2022 03:36
4,6-Dinitro-2-methylphenol	< 0.000020		0.000020	0.00020	mg/L	1	03-Feb-2022 03:36
4-Nitrophenol	< 0.000047		0.000047	0.0010	mg/L	1	03-Feb-2022 03:36
Acenaphthene	< 0.000027		0.000027	0.00010	mg/L	1	03-Feb-2022 03:36
Acenaphthylene	< 0.000015		0.000015	0.00010	mg/L	1	03-Feb-2022 03:36
Anthracene	< 0.000014		0.000014	0.00010	mg/L	1	03-Feb-2022 03:36
Benz(a)anthracene	< 0.000050		0.000050	0.00010	mg/L	1	03-Feb-2022 03:36
Benzo(a)pyrene	< 0.000020		0.000020	0.00010	mg/L	1	03-Feb-2022 03:36
Bis(2-chloroethoxy)methane	< 0.000030		0.000030	0.00020	mg/L	1	03-Feb-2022 03:36
Bis(2-ethylhexyl)phthalate	< 0.000037		0.000037	0.00020	mg/L	1	03-Feb-2022 03:36
Chrysene	< 0.000021		0.000021	0.00010	mg/L	1	03-Feb-2022 03:36
Dibenzofuran	< 0.000020		0.000020	0.00010	mg/L	1	03-Feb-2022 03:36
Di-n-butyl phthalate	< 0.000020		0.000020	0.00020	mg/L	1	03-Feb-2022 03:36
Fluoranthene	< 0.000010		0.000010	0.00010	mg/L	1	03-Feb-2022 03:36
Fluorene	< 0.000030		0.000030	0.00010	mg/L	1	03-Feb-2022 03:36
Naphthalene	< 0.000020		0.000020	0.00010	mg/L	1	03-Feb-2022 03:36
Nitrobenzene	< 0.000024		0.000024	0.00020	mg/L	1	03-Feb-2022 03:36
N-Nitrosodiphenylamine	< 0.000025		0.000025	0.00020	mg/L	1	03-Feb-2022 03:36
Pentachlorophenol	< 0.000079		0.000079	0.00020	mg/L	1	03-Feb-2022 03:36
Phenanthrene	< 0.000021		0.000021	0.00010	mg/L	1	03-Feb-2022 03:36
Phenol	< 0.000035		0.000035	0.00020	mg/L	1	03-Feb-2022 03:36
Pyrene	< 0.000019		0.000019	0.00010	mg/L	1	03-Feb-2022 03:36
Surr: 2,4,6-Tribromophenol	*105*			*34-129*	*%REC*	*1*	*03-Feb-2022 03:36*
Surr: 2-Fluorobiphenyl	*92.1*			*40-125*	*%REC*	*1*	*03-Feb-2022 03:36*
Surr: 2-Fluorophenol	*80.5*			*20-120*	*%REC*	*1*	*03-Feb-2022 03:36*
Surr: 4-Terphenyl-d14	*117*			*40-135*	*%REC*	*1*	*03-Feb-2022 03:36*
Surr: Nitrobenzene-d5	*84.0*			*41-120*	*%REC*	*1*	*03-Feb-2022 03:36*
Surr: Phenol-d6	*86.0*			*20-120*	*%REC*	*1*	*03-Feb-2022 03:36*

Note: See Qualifiers Page for a list of qualifiers and their explanation.

Client:	Golder Associates Inc.	**ANALYTICAL REPORT**
Project:	Houston TX-Wood Preserving Works	WorkOrder:HS22010974
Sample ID:	WG-1620-MW54B-20220120	Lab ID:HS22010974-02
Collection Date:	20-Jan-2022 17:15	Matrix:Groundwater

ANALYSES	RESULT	QUAL	SDL	MQL	UNITS	DILUTION FACTOR	DATE ANALYZED
ICP-MS METALS BY SW6020A		**Method:SW6020A**			Prep:SW3010A / 04-Feb-2022		Analyst: JHD
Arsenic	**0.00160**	J	**0.000400**	**0.00200**	**mg/L**	1	04-Feb-2022 18:44
Calcium	**62.2**		**0.0340**	**0.500**	**mg/L**	1	04-Feb-2022 18:44
Iron	**0.449**		**0.0120**	**0.200**	**mg/L**	1	04-Feb-2022 18:44
Magnesium	**11.9**		**0.0100**	**0.200**	**mg/L**	1	04-Feb-2022 18:44
Manganese	**0.0919**		**0.000700**	**0.00500**	**mg/L**	1	04-Feb-2022 18:44
Potassium	**5.95**		**0.0180**	**0.200**	**mg/L**	1	04-Feb-2022 18:44
Sodium	**72.0**		**0.0140**	**0.200**	**mg/L**	1	04-Feb-2022 18:44

Note: See Qualifiers Page for a list of qualifiers and their explanation.

Client:	Golder Associates Inc.	**ANALYTICAL REPORT**
Project:	Houston TX-Wood Preserving Works	WorkOrder:HS22010974
Sample ID:	WG-1620-MW99C-20220120	Lab ID:HS22010974-03
Collection Date:	20-Jan-2022 17:55	Matrix:Groundwater

ANALYSES	RESULT	QUAL	SDL	MQL	UNITS	DILUTION FACTOR	DATE ANALYZED
LOW LEVEL VOLATILES BY SW8260C		**Method:SW8260**					Analyst: PC
1,2-Dichloroethane	< 0.00020		0.00020	0.0010	mg/L	1	29-Jan-2022 04:18
Benzene	< 0.00020		0.00020	0.0010	mg/L	1	29-Jan-2022 04:18
Chlorobenzene	< 0.00030		0.00030	0.0010	mg/L	1	29-Jan-2022 04:18
Ethylbenzene	< 0.00030		0.00030	0.0010	mg/L	1	29-Jan-2022 04:18
Methylene chloride	< 0.0010		0.0010	0.0020	mg/L	1	29-Jan-2022 04:18
Toluene	< 0.00020		0.00020	0.0010	mg/L	1	29-Jan-2022 04:18
Xylenes, Total	< 0.00030		0.00030	0.0010	mg/L	1	29-Jan-2022 04:18
Surr: 1,2-Dichloroethane-d4	*88.8*			*70-126*	*%REC*	*1*	*29-Jan-2022 04:18*
Surr: 4-Bromofluorobenzene	*94.8*			*77-113*	*%REC*	*1*	*29-Jan-2022 04:18*
Surr: Dibromofluoromethane	*96.2*			*77-123*	*%REC*	*1*	*29-Jan-2022 04:18*
Surr: Toluene-d8	*110*			*82-127*	*%REC*	*1*	*29-Jan-2022 04:18*

Note: See Qualifiers Page for a list of qualifiers and their explanation.

Client:	Golder Associates Inc.	**ANALYTICAL REPORT**
Project:	Houston TX-Wood Preserving Works	WorkOrder:HS22010974
Sample ID:	WG-1620-MW99C-20220120	Lab ID:HS22010974-03
Collection Date:	20-Jan-2022 17:55	Matrix:Groundwater

ANALYSES	RESULT	QUAL	SDL	MQL	UNITS	DILUTION FACTOR	DATE ANALYZED
LOW-LEVEL SEMIVOLATILES BY 8270D		**Method:SW8270**			Prep:SW3510 / 25-Jan-2022		Analyst: GEY
1,2-Diphenylhydrazine	< 0.000021		0.000021	0.00020	mg/L	1	03-Feb-2022 03:55
2,4-Dimethylphenol	< 0.000040		0.000040	0.00020	mg/L	1	03-Feb-2022 03:55
2,4-Dinitrotoluene	< 0.000058		0.000058	0.00020	mg/L	1	03-Feb-2022 03:55
2,6-Dinitrotoluene	< 0.000042		0.000042	0.00020	mg/L	1	03-Feb-2022 03:55
2-Chloronaphthalene	< 0.000021		0.000021	0.00020	mg/L	1	03-Feb-2022 03:55
2-Methylnaphthalene	< 0.000019		0.000019	0.00010	mg/L	1	03-Feb-2022 03:55
4,6-Dinitro-2-methylphenol	< 0.000020		0.000020	0.00020	mg/L	1	03-Feb-2022 03:55
4-Nitrophenol	< 0.000047		0.000047	0.0010	mg/L	1	03-Feb-2022 03:55
Acenaphthene	< 0.000027		0.000027	0.00010	mg/L	1	03-Feb-2022 03:55
Acenaphthylene	< 0.000015		0.000015	0.00010	mg/L	1	03-Feb-2022 03:55
Anthracene	< 0.000014		0.000014	0.00010	mg/L	1	03-Feb-2022 03:55
Benz(a)anthracene	< 0.000050		0.000050	0.00010	mg/L	1	03-Feb-2022 03:55
Benzo(a)pyrene	< 0.000020		0.000020	0.00010	mg/L	1	03-Feb-2022 03:55
Bis(2-chloroethoxy)methane	< 0.000030		0.000030	0.00020	mg/L	1	03-Feb-2022 03:55
Bis(2-ethylhexyl)phthalate	< 0.000037		0.000037	0.00020	mg/L	1	03-Feb-2022 03:55
Chrysene	< 0.000021		0.000021	0.00010	mg/L	1	03-Feb-2022 03:55
Dibenzofuran	< 0.000020		0.000020	0.00010	mg/L	1	03-Feb-2022 03:55
Di-n-butyl phthalate	< 0.000020		0.000020	0.00020	mg/L	1	03-Feb-2022 03:55
Fluoranthene	< 0.000010		0.000010	0.00010	mg/L	1	03-Feb-2022 03:55
Fluorene	< 0.000030		0.000030	0.00010	mg/L	1	03-Feb-2022 03:55
Naphthalene	< 0.000020		0.000020	0.00010	mg/L	1	03-Feb-2022 03:55
Nitrobenzene	< 0.000024		0.000024	0.00020	mg/L	1	03-Feb-2022 03:55
N-Nitrosodiphenylamine	< 0.000025		0.000025	0.00020	mg/L	1	03-Feb-2022 03:55
Pentachlorophenol	< 0.000079		0.000079	0.00020	mg/L	1	03-Feb-2022 03:55
Phenanthrene	< 0.000021		0.000021	0.00010	mg/L	1	03-Feb-2022 03:55
Phenol	< 0.000035		0.000035	0.00020	mg/L	1	03-Feb-2022 03:55
Pyrene	< 0.000019		0.000019	0.00010	mg/L	1	03-Feb-2022 03:55
Surr: 2,4,6-Tribromophenol	*103*			*34-129*	*%REC*	*1*	*03-Feb-2022 03:55*
Surr: 2-Fluorobiphenyl	*100*			*40-125*	*%REC*	*1*	*03-Feb-2022 03:55*
Surr: 2-Fluorophenol	*90.6*			*20-120*	*%REC*	*1*	*03-Feb-2022 03:55*
Surr: 4-Terphenyl-d14	*124*			*40-135*	*%REC*	*1*	*03-Feb-2022 03:55*
Surr: Nitrobenzene-d5	*91.7*			*41-120*	*%REC*	*1*	*03-Feb-2022 03:55*
Surr: Phenol-d6	*90.3*			*20-120*	*%REC*	*1*	*03-Feb-2022 03:55*

Note: See Qualifiers Page for a list of qualifiers and their explanation.

Client:	Golder Associates Inc.	**ANALYTICAL REPORT**
Project:	Houston TX-Wood Preserving Works	WorkOrder:HS22010974
Sample ID:	WG-1620-MW99C-20220120	Lab ID:HS22010974-03
Collection Date:	20-Jan-2022 17:55	Matrix:Groundwater

ANALYSES	RESULT	QUAL	SDL	MQL	UNITS	DILUTION FACTOR	DATE ANALYZED
ICP-MS METALS BY SW6020A		**Method:SW6020A**			Prep:SW3010A / 04-Feb-2022		Analyst: JHD
Arsenic	**0.000943**	J	**0.000400**	**0.00200**	**mg/L**	1	04-Feb-2022 20:12
Calcium	**30.9**		**0.0340**	**0.500**	**mg/L**	1	04-Feb-2022 20:12
Iron	**0.347**		**0.0120**	**0.200**	**mg/L**	1	04-Feb-2022 20:12
Magnesium	**0.979**		**0.0100**	**0.200**	**mg/L**	1	04-Feb-2022 20:12
Manganese	**0.00735**		**0.000700**	**0.00500**	**mg/L**	1	04-Feb-2022 20:12
Potassium	**6.72**		**0.0180**	**0.200**	**mg/L**	1	04-Feb-2022 20:12
Sodium	**5.46**		**0.0140**	**0.200**	**mg/L**	1	04-Feb-2022 20:12

Note: See Qualifiers Page for a list of qualifiers and their explanation.

Client:	Golder Associates Inc.	**ANALYTICAL REPORT**
Project:	Houston TX-Wood Preserving Works	WorkOrder:HS22010974
Sample ID:	WG-1620-MW84B-20220121	Lab ID:HS22010974-04
Collection Date:	21-Jan-2022 09:15	Matrix:Groundwater

ANALYSES	RESULT	QUAL	SDL	MQL	UNITS	DILUTION FACTOR	DATE ANALYZED
LOW LEVEL VOLATILES BY SW8260C		**Method:SW8260**					Analyst: PC
1,2-Dichloroethane	< 0.00020		0.00020	0.0010	mg/L	1	29-Jan-2022 04:39
Benzene	< 0.00020		0.00020	0.0010	mg/L	1	29-Jan-2022 04:39
Chlorobenzene	< 0.00030		0.00030	0.0010	mg/L	1	29-Jan-2022 04:39
Ethylbenzene	< 0.00030		0.00030	0.0010	mg/L	1	29-Jan-2022 04:39
Methylene chloride	< 0.0010		0.0010	0.0020	mg/L	1	29-Jan-2022 04:39
Toluene	< 0.00020		0.00020	0.0010	mg/L	1	29-Jan-2022 04:39
Xylenes, Total	< 0.00030		0.00030	0.0010	mg/L	1	29-Jan-2022 04:39
Surr: 1,2-Dichloroethane-d4	*88.0*			*70-126*	*%REC*	*1*	*29-Jan-2022 04:39*
Surr: 4-Bromofluorobenzene	*97.1*			*77-113*	*%REC*	*1*	*29-Jan-2022 04:39*
Surr: Dibromofluoromethane	*96.2*			*77-123*	*%REC*	*1*	*29-Jan-2022 04:39*
Surr: Toluene-d8	*109*			*82-127*	*%REC*	*1*	*29-Jan-2022 04:39*

Note: See Qualifiers Page for a list of qualifiers and their explanation.

Client:	Golder Associates Inc.	**ANALYTICAL REPORT**
Project:	Houston TX-Wood Preserving Works	WorkOrder:HS22010974
Sample ID:	WG-1620-MW84B-20220121	Lab ID:HS22010974-04
Collection Date:	21-Jan-2022 09:15	Matrix:Groundwater

ANALYSES	RESULT	QUAL	SDL	MQL	UNITS	DILUTION FACTOR	DATE ANALYZED
LOW-LEVEL SEMIVOLATILES BY 8270D		**Method:SW8270**			Prep:SW3510 / 25-Jan-2022		Analyst: GEY
1,2-Diphenylhydrazine	< 0.000021		0.000021	0.00020	mg/L	1	03-Feb-2022 04:14
2,4-Dimethylphenol	< 0.000040		0.000040	0.00020	mg/L	1	03-Feb-2022 04:14
2,4-Dinitrotoluene	< 0.000058		0.000058	0.00020	mg/L	1	03-Feb-2022 04:14
2,6-Dinitrotoluene	< 0.000042		0.000042	0.00020	mg/L	1	03-Feb-2022 04:14
2-Chloronaphthalene	< 0.000021		0.000021	0.00020	mg/L	1	03-Feb-2022 04:14
2-Methylnaphthalene	< 0.000019		0.000019	0.00010	mg/L	1	03-Feb-2022 04:14
4,6-Dinitro-2-methylphenol	< 0.000020		0.000020	0.00020	mg/L	1	03-Feb-2022 04:14
4-Nitrophenol	< 0.000047		0.000047	0.0010	mg/L	1	03-Feb-2022 04:14
Acenaphthene	< 0.000027		0.000027	0.00010	mg/L	1	03-Feb-2022 04:14
Acenaphthylene	< 0.000015		0.000015	0.00010	mg/L	1	03-Feb-2022 04:14
Anthracene	< 0.000014		0.000014	0.00010	mg/L	1	03-Feb-2022 04:14
Benz(a)anthracene	< 0.000050		0.000050	0.00010	mg/L	1	03-Feb-2022 04:14
Benzo(a)pyrene	< 0.000020		0.000020	0.00010	mg/L	1	03-Feb-2022 04:14
Bis(2-chloroethoxy)methane	< 0.000030		0.000030	0.00020	mg/L	1	03-Feb-2022 04:14
Bis(2-ethylhexyl)phthalate	< 0.000037		0.000037	0.00020	mg/L	1	03-Feb-2022 04:14
Chrysene	< 0.000021		0.000021	0.00010	mg/L	1	03-Feb-2022 04:14
Dibenzofuran	< 0.000020		0.000020	0.00010	mg/L	1	03-Feb-2022 04:14
Di-n-butyl phthalate	< 0.000020		0.000020	0.00020	mg/L	1	03-Feb-2022 04:14
Fluoranthene	< 0.000010		0.000010	0.00010	mg/L	1	03-Feb-2022 04:14
Fluorene	< 0.000030		0.000030	0.00010	mg/L	1	03-Feb-2022 04:14
Naphthalene	< 0.000020		0.000020	0.00010	mg/L	1	03-Feb-2022 04:14
Nitrobenzene	< 0.000024		0.000024	0.00020	mg/L	1	03-Feb-2022 04:14
N-Nitrosodiphenylamine	< 0.000025		0.000025	0.00020	mg/L	1	03-Feb-2022 04:14
Pentachlorophenol	< 0.000079		0.000079	0.00020	mg/L	1	03-Feb-2022 04:14
Phenanthrene	< 0.000021		0.000021	0.00010	mg/L	1	03-Feb-2022 04:14
Phenol	< 0.000035		0.000035	0.00020	mg/L	1	03-Feb-2022 04:14
Pyrene	< 0.000019		0.000019	0.00010	mg/L	1	03-Feb-2022 04:14
Surr: 2,4,6-Tribromophenol	*105*			*34-129*	*%REC*	*1*	*03-Feb-2022 04:14*
Surr: 2-Fluorobiphenyl	*90.6*			*40-125*	*%REC*	*1*	*03-Feb-2022 04:14*
Surr: 2-Fluorophenol	*78.3*			*20-120*	*%REC*	*1*	*03-Feb-2022 04:14*
Surr: 4-Terphenyl-d14	*118*			*40-135*	*%REC*	*1*	*03-Feb-2022 04:14*
Surr: Nitrobenzene-d5	*80.4*			*41-120*	*%REC*	*1*	*03-Feb-2022 04:14*
Surr: Phenol-d6	*83.9*			*20-120*	*%REC*	*1*	*03-Feb-2022 04:14*

Note: See Qualifiers Page for a list of qualifiers and their explanation.

Client:	Golder Associates Inc.	**ANALYTICAL REPORT**
Project:	Houston TX-Wood Preserving Works	WorkOrder:HS22010974
Sample ID:	WG-1620-MW84B-20220121	Lab ID:HS22010974-04
Collection Date:	21-Jan-2022 09:15	Matrix:Groundwater

ANALYSES	RESULT	QUAL	SDL	MQL	UNITS	DILUTION FACTOR	DATE ANALYZED
ICP-MS METALS BY SW6020A		**Method:SW6020A**			Prep:SW3010A / 04-Feb-2022		Analyst: JHD
Arsenic	**0.00177**	J	**0.000400**	**0.00200**	**mg/L**	1	04-Feb-2022 20:14
Calcium	**144**		**0.0340**	**0.500**	**mg/L**	1	04-Feb-2022 20:14
Iron	**0.228**		**0.0120**	**0.200**	**mg/L**	1	04-Feb-2022 20:14
Magnesium	**45.7**		**0.0100**	**0.200**	**mg/L**	1	04-Feb-2022 20:14
Manganese	**0.0584**		**0.000700**	**0.00500**	**mg/L**	1	04-Feb-2022 20:14
Potassium	**1.72**		**0.0180**	**0.200**	**mg/L**	1	04-Feb-2022 20:14
Sodium	**174**		**0.0140**	**0.200**	**mg/L**	1	04-Feb-2022 20:14

Note: See Qualifiers Page for a list of qualifiers and their explanation.

Client:	Golder Associates Inc.	**ANALYTICAL REPORT**
Project:	Houston TX-Wood Preserving Works	WorkOrder:HS22010974
Sample ID:	WG-1620-MW67B-20220121	Lab ID:HS22010974-05
Collection Date:	21-Jan-2022 10:20	Matrix:Groundwater

ANALYSES	RESULT	QUAL	SDL	MQL	UNITS	DILUTION FACTOR	DATE ANALYZED
LOW LEVEL VOLATILES BY SW8260C		**Method:SW8260**					Analyst: PC
1,2-Dichloroethane	< 0.00020		0.00020	0.0010	mg/L	1	29-Jan-2022 01:29
Benzene	< 0.00020		0.00020	0.0010	mg/L	1	29-Jan-2022 01:29
Chlorobenzene	< 0.00030		0.00030	0.0010	mg/L	1	29-Jan-2022 01:29
Ethylbenzene	< 0.00030		0.00030	0.0010	mg/L	1	29-Jan-2022 01:29
Methylene chloride	< 0.0010		0.0010	0.0020	mg/L	1	29-Jan-2022 01:29
Toluene	< 0.00020		0.00020	0.0010	mg/L	1	29-Jan-2022 01:29
Xylenes, Total	< 0.00030		0.00030	0.0010	mg/L	1	29-Jan-2022 01:29
Surr: 1,2-Dichloroethane-d4	*88.8*			*70-126*	*%REC*	*1*	*29-Jan-2022 01:29*
Surr: 4-Bromofluorobenzene	*96.3*			*77-113*	*%REC*	*1*	*29-Jan-2022 01:29*
Surr: Dibromofluoromethane	*96.6*			*77-123*	*%REC*	*1*	*29-Jan-2022 01:29*
Surr: Toluene-d8	*109*			*82-127*	*%REC*	*1*	*29-Jan-2022 01:29*

Note: See Qualifiers Page for a list of qualifiers and their explanation.

Client:	Golder Associates Inc.	**ANALYTICAL REPORT**
Project:	Houston TX-Wood Preserving Works	WorkOrder:HS22010974
Sample ID:	WG-1620-MW67B-20220121	Lab ID:HS22010974-05
Collection Date:	21-Jan-2022 10:20	Matrix:Groundwater

ANALYSES	RESULT	QUAL	SDL	MQL	UNITS	DILUTION FACTOR	DATE ANALYZED
LOW-LEVEL SEMIVOLATILES BY 8270D		**Method:SW8270**			Prep:SW3510 / 25-Jan-2022		Analyst: GEY
1,2-Diphenylhydrazine	< 0.000021		0.000021	0.00020	mg/L	1	03-Feb-2022 02:39
2,4-Dimethylphenol	< 0.000040		0.000040	0.00020	mg/L	1	03-Feb-2022 02:39
2,4-Dinitrotoluene	< 0.000058		0.000058	0.00020	mg/L	1	03-Feb-2022 02:39
2,6-Dinitrotoluene	< 0.000042		0.000042	0.00020	mg/L	1	03-Feb-2022 02:39
2-Chloronaphthalene	< 0.000021		0.000021	0.00020	mg/L	1	03-Feb-2022 02:39
2-Methylnaphthalene	< 0.000019		0.000019	0.00010	mg/L	1	03-Feb-2022 02:39
4,6-Dinitro-2-methylphenol	< 0.000020		0.000020	0.00020	mg/L	1	03-Feb-2022 02:39
4-Nitrophenol	< 0.000047		0.000047	0.0010	mg/L	1	03-Feb-2022 02:39
Acenaphthene	< 0.000027		0.000027	0.00010	mg/L	1	03-Feb-2022 02:39
Acenaphthylene	< 0.000015		0.000015	0.00010	mg/L	1	03-Feb-2022 02:39
Anthracene	< 0.000014		0.000014	0.00010	mg/L	1	03-Feb-2022 02:39
Benz(a)anthracene	< 0.000050		0.000050	0.00010	mg/L	1	03-Feb-2022 02:39
Benzo(a)pyrene	< 0.000020		0.000020	0.00010	mg/L	1	03-Feb-2022 02:39
Bis(2-chloroethoxy)methane	< 0.000030		0.000030	0.00020	mg/L	1	03-Feb-2022 02:39
Bis(2-ethylhexyl)phthalate	< 0.000037		0.000037	0.00020	mg/L	1	03-Feb-2022 02:39
Chrysene	< 0.000021		0.000021	0.00010	mg/L	1	03-Feb-2022 02:39
Dibenzofuran	< 0.000020		0.000020	0.00010	mg/L	1	03-Feb-2022 02:39
Di-n-butyl phthalate	< 0.000020		0.000020	0.00020	mg/L	1	03-Feb-2022 02:39
Fluoranthene	< 0.000010		0.000010	0.00010	mg/L	1	03-Feb-2022 02:39
Fluorene	< 0.000030		0.000030	0.00010	mg/L	1	03-Feb-2022 02:39
Naphthalene	< 0.000020		0.000020	0.00010	mg/L	1	03-Feb-2022 02:39
Nitrobenzene	< 0.000024		0.000024	0.00020	mg/L	1	03-Feb-2022 02:39
N-Nitrosodiphenylamine	< 0.000025		0.000025	0.00020	mg/L	1	03-Feb-2022 02:39
Pentachlorophenol	< 0.000079		0.000079	0.00020	mg/L	1	03-Feb-2022 02:39
Phenanthrene	< 0.000021		0.000021	0.00010	mg/L	1	03-Feb-2022 02:39
Phenol	< 0.000035		0.000035	0.00020	mg/L	1	03-Feb-2022 02:39
Pyrene	< 0.000019		0.000019	0.00010	mg/L	1	03-Feb-2022 02:39
Surr: 2,4,6-Tribromophenol	*113*			*34-129*	*%REC*	*1*	*03-Feb-2022 02:39*
Surr: 2-Fluorobiphenyl	*105*			*40-125*	*%REC*	*1*	*03-Feb-2022 02:39*
Surr: 2-Fluorophenol	*92.2*			*20-120*	*%REC*	*1*	*03-Feb-2022 02:39*
Surr: 4-Terphenyl-d14	*125*			*40-135*	*%REC*	*1*	*03-Feb-2022 02:39*
Surr: Nitrobenzene-d5	*96.5*			*41-120*	*%REC*	*1*	*03-Feb-2022 02:39*
Surr: Phenol-d6	*97.2*			*20-120*	*%REC*	*1*	*03-Feb-2022 02:39*

Note: See Qualifiers Page for a list of qualifiers and their explanation.

Client:	Golder Associates Inc.	**ANALYTICAL REPORT**
Project:	Houston TX-Wood Preserving Works	WorkOrder:HS22010974
Sample ID:	WG-1620-MW67B-20220121	Lab ID:HS22010974-05
Collection Date:	21-Jan-2022 10:20	Matrix:Groundwater

ANALYSES	RESULT	QUAL	SDL	MQL	UNITS	DILUTION FACTOR	DATE ANALYZED
ICP-MS METALS BY SW6020A		**Method:SW6020A**			Prep:SW3010A / 04-Feb-2022		Analyst: JHD
Arsenic	< 0.000400		0.000400	0.00200	mg/L	1	04-Feb-2022 18:32
Calcium	**17.8**		**0.0340**	**0.500**	**mg/L**	1	04-Feb-2022 18:32
Iron	**0.0121**	J	**0.0120**	**0.200**	**mg/L**	1	04-Feb-2022 18:32
Magnesium	**0.609**		**0.0100**	**0.200**	**mg/L**	1	04-Feb-2022 18:32
Manganese	**0.00121**	J	**0.000700**	**0.00500**	**mg/L**	1	04-Feb-2022 18:32
Potassium	**1.10**		**0.0180**	**0.200**	**mg/L**	1	04-Feb-2022 18:32
Sodium	**1.69**		**0.0140**	**0.200**	**mg/L**	1	04-Feb-2022 18:32

Note: See Qualifiers Page for a list of qualifiers and their explanation.

Client:	Golder Associates Inc.	**ANALYTICAL REPORT**
Project:	Houston TX-Wood Preserving Works	WorkOrder:HS22010974
Sample ID:	WG-1620-MW83C-20220121	Lab ID:HS22010974-06
Collection Date:	21-Jan-2022 11:10	Matrix:Groundwater

ANALYSES	RESULT	QUAL	SDL	MQL	UNITS	DILUTION FACTOR	DATE ANALYZED
LOW LEVEL VOLATILES BY SW8260C		**Method:SW8260**					Analyst: PC
1,2-Dichloroethane	< 0.00020		0.00020	0.0010	mg/L	1	29-Jan-2022 05:00
Benzene	< 0.00020		0.00020	0.0010	mg/L	1	29-Jan-2022 05:00
Chlorobenzene	< 0.00030		0.00030	0.0010	mg/L	1	29-Jan-2022 05:00
Ethylbenzene	< 0.00030		0.00030	0.0010	mg/L	1	29-Jan-2022 05:00
Methylene chloride	< 0.0010		0.0010	0.0020	mg/L	1	29-Jan-2022 05:00
Toluene	< 0.00020		0.00020	0.0010	mg/L	1	29-Jan-2022 05:00
Xylenes, Total	< 0.00030		0.00030	0.0010	mg/L	1	29-Jan-2022 05:00
Surr: 1,2-Dichloroethane-d4	*88.3*			*70-126*	*%REC*	*1*	*29-Jan-2022 05:00*
Surr: 4-Bromofluorobenzene	*97.5*			*77-113*	*%REC*	*1*	*29-Jan-2022 05:00*
Surr: Dibromofluoromethane	*96.4*			*77-123*	*%REC*	*1*	*29-Jan-2022 05:00*
Surr: Toluene-d8	*111*			*82-127*	*%REC*	*1*	*29-Jan-2022 05:00*

Note: See Qualifiers Page for a list of qualifiers and their explanation.

Client:	Golder Associates Inc.	**ANALYTICAL REPORT**
Project:	Houston TX-Wood Preserving Works	WorkOrder:HS22010974
Sample ID:	WG-1620-MW83C-20220121	Lab ID:HS22010974-06
Collection Date:	21-Jan-2022 11:10	Matrix:Groundwater

ANALYSES	RESULT	QUAL	SDL	MQL	UNITS	DILUTION FACTOR	DATE ANALYZED
LOW-LEVEL SEMIVOLATILES BY 8270D		**Method:SW8270**			Prep:SW3510 / 25-Jan-2022		Analyst: GEY
1,2-Diphenylhydrazine	< 0.000021		0.000021	0.00020	mg/L	1	04-Feb-2022 18:39
2,4-Dimethylphenol	< 0.000040		0.000040	0.00020	mg/L	1	04-Feb-2022 18:39
2,4-Dinitrotoluene	< 0.000058		0.000058	0.00020	mg/L	1	04-Feb-2022 18:39
2,6-Dinitrotoluene	< 0.000042		0.000042	0.00020	mg/L	1	04-Feb-2022 18:39
2-Chloronaphthalene	< 0.000021		0.000021	0.00020	mg/L	1	04-Feb-2022 18:39
2-Methylnaphthalene	< 0.000019		0.000019	0.00010	mg/L	1	04-Feb-2022 18:39
4,6-Dinitro-2-methylphenol	< 0.000020		0.000020	0.00020	mg/L	1	04-Feb-2022 18:39
4-Nitrophenol	< 0.000047		0.000047	0.0010	mg/L	1	04-Feb-2022 18:39
Acenaphthene	< 0.000027		0.000027	0.00010	mg/L	1	04-Feb-2022 18:39
Acenaphthylene	< 0.000015		0.000015	0.00010	mg/L	1	04-Feb-2022 18:39
Anthracene	< 0.000014		0.000014	0.00010	mg/L	1	04-Feb-2022 18:39
Benz(a)anthracene	< 0.000050		0.000050	0.00010	mg/L	1	04-Feb-2022 18:39
Benzo(a)pyrene	< 0.000020		0.000020	0.00010	mg/L	1	04-Feb-2022 18:39
Bis(2-chloroethoxy)methane	< 0.000030		0.000030	0.00020	mg/L	1	04-Feb-2022 18:39
Bis(2-ethylhexyl)phthalate	< 0.000037		0.000037	0.00020	mg/L	1	04-Feb-2022 18:39
Chrysene	< 0.000021		0.000021	0.00010	mg/L	1	04-Feb-2022 18:39
Dibenzofuran	< 0.000020		0.000020	0.00010	mg/L	1	04-Feb-2022 18:39
Di-n-butyl phthalate	< 0.000020		0.000020	0.00020	mg/L	1	04-Feb-2022 18:39
Fluoranthene	< 0.000010		0.000010	0.00010	mg/L	1	04-Feb-2022 18:39
Fluorene	< 0.000030		0.000030	0.00010	mg/L	1	04-Feb-2022 18:39
Naphthalene	**0.00019**		**0.000020**	**0.00010**	**mg/L**	1	04-Feb-2022 18:39
Nitrobenzene	< 0.000024		0.000024	0.00020	mg/L	1	04-Feb-2022 18:39
N-Nitrosodiphenylamine	< 0.000025		0.000025	0.00020	mg/L	1	04-Feb-2022 18:39
Pentachlorophenol	< 0.000079		0.000079	0.00020	mg/L	1	04-Feb-2022 18:39
Phenanthrene	< 0.000021		0.000021	0.00010	mg/L	1	04-Feb-2022 18:39
Phenol	< 0.000035		0.000035	0.00020	mg/L	1	04-Feb-2022 18:39
Pyrene	< 0.000019		0.000019	0.00010	mg/L	1	04-Feb-2022 18:39
Surr: 2,4,6-Tribromophenol	*88.4*			*34-129*	*%REC*	*1*	*04-Feb-2022 18:39*
Surr: 2-Fluorobiphenyl	*88.3*			*40-125*	*%REC*	*1*	*04-Feb-2022 18:39*
Surr: 2-Fluorophenol	*76.3*			*20-120*	*%REC*	*1*	*04-Feb-2022 18:39*
Surr: 4-Terphenyl-d14	*103*			*40-135*	*%REC*	*1*	*04-Feb-2022 18:39*
Surr: Nitrobenzene-d5	*69.3*			*41-120*	*%REC*	*1*	*04-Feb-2022 18:39*
Surr: Phenol-d6	*58.1*			*20-120*	*%REC*	*1*	*04-Feb-2022 18:39*

Note: See Qualifiers Page for a list of qualifiers and their explanation.

Client:	Golder Associates Inc.	**ANALYTICAL REPORT**
Project:	Houston TX-Wood Preserving Works	WorkOrder:HS22010974
Sample ID:	WG-1620-MW83C-20220121	Lab ID:HS22010974-06
Collection Date:	21-Jan-2022 11:10	Matrix:Groundwater

ANALYSES	RESULT	QUAL	SDL	MQL	UNITS	DILUTION FACTOR	DATE ANALYZED
ICP-MS METALS BY SW6020A		**Method:SW6020A**			Prep:SW3010A / 04-Feb-2022		Analyst: JHD
Arsenic	**0.000440**	J	**0.000400**	**0.00200**	**mg/L**	1	04-Feb-2022 20:16
Calcium	**2.17**		**0.0340**	**0.500**	**mg/L**	1	04-Feb-2022 20:16
Iron	< 0.0120		0.0120	0.200	mg/L	1	04-Feb-2022 20:16
Magnesium	**0.315**		**0.0100**	**0.200**	**mg/L**	1	04-Feb-2022 20:16
Manganese	< 0.000700		0.000700	0.00500	mg/L	1	04-Feb-2022 20:16
Potassium	**20.9**		**0.0180**	**0.200**	**mg/L**	1	04-Feb-2022 20:16
Sodium	**18.7**		**0.0140**	**0.200**	**mg/L**	1	04-Feb-2022 20:16

Note: See Qualifiers Page for a list of qualifiers and their explanation.

Client:	Golder Associates Inc.	**ANALYTICAL REPORT**
Project:	Houston TX-Wood Preserving Works	WorkOrder:HS22010974
Sample ID:	WG-1620-MW83B-20220121	Lab ID:HS22010974-07
Collection Date:	21-Jan-2022 12:00	Matrix:Groundwater

ANALYSES	RESULT	QUAL	SDL	MQL	UNITS	DILUTION FACTOR	DATE ANALYZED
LOW LEVEL VOLATILES BY SW8260C		**Method:SW8260**					Analyst: PC
1,2-Dichloroethane	< 0.00020		0.00020	0.0010	mg/L	1	29-Jan-2022 05:21
Benzene	**0.0089**		**0.00020**	**0.0010**	**mg/L**	1	29-Jan-2022 05:21
Chlorobenzene	< 0.00030		0.00030	0.0010	mg/L	1	29-Jan-2022 05:21
Ethylbenzene	**0.020**		**0.00030**	**0.0010**	**mg/L**	1	29-Jan-2022 05:21
Methylene chloride	< 0.0010		0.0010	0.0020	mg/L	1	29-Jan-2022 05:21
Toluene	**0.0023**		**0.00020**	**0.0010**	**mg/L**	1	29-Jan-2022 05:21
Xylenes, Total	**0.026**		**0.00030**	**0.0010**	**mg/L**	1	29-Jan-2022 05:21
Surr: 1,2-Dichloroethane-d4	*90.9*			*70-126*	*%REC*	*1*	*29-Jan-2022 05:21*
Surr: 4-Bromofluorobenzene	*103*			*77-113*	*%REC*	*1*	*29-Jan-2022 05:21*
Surr: Dibromofluoromethane	*99.2*			*77-123*	*%REC*	*1*	*29-Jan-2022 05:21*
Surr: Toluene-d8	*110*			*82-127*	*%REC*	*1*	*29-Jan-2022 05:21*

Note: See Qualifiers Page for a list of qualifiers and their explanation.

Client:	Golder Associates Inc.	**ANALYTICAL REPORT**
Project:	Houston TX-Wood Preserving Works	WorkOrder:HS22010974
Sample ID:	WG-1620-MW83B-20220121	Lab ID:HS22010974-07
Collection Date:	21-Jan-2022 12:00	Matrix:Groundwater

ANALYSES	RESULT	QUAL	SDL	MQL	UNITS	DILUTION FACTOR	DATE ANALYZED
LOW-LEVEL SEMIVOLATILES BY 8270D		**Method:SW8270**			Prep:SW3510 / 25-Jan-2022		Analyst: GEY
1,2-Diphenylhydrazine	< 0.000021		0.000021	0.00020	mg/L	1	04-Feb-2022 18:57
2,4-Dimethylphenol	< 0.000040		0.000040	0.00020	mg/L	1	04-Feb-2022 18:57
2,4-Dinitrotoluene	< 0.000058		0.000058	0.00020	mg/L	1	04-Feb-2022 18:57
2,6-Dinitrotoluene	< 0.000042		0.000042	0.00020	mg/L	1	04-Feb-2022 18:57
2-Chloronaphthalene	< 0.000021		0.000021	0.00020	mg/L	1	04-Feb-2022 18:57
2-Methylnaphthalene	**0.083**		**0.00019**	**0.0010**	**mg/L**	10	07-Feb-2022 14:57
4,6-Dinitro-2-methylphenol	< 0.000020		0.000020	0.00020	mg/L	1	04-Feb-2022 18:57
4-Nitrophenol	< 0.000047		0.000047	0.0010	mg/L	1	04-Feb-2022 18:57
Acenaphthene	**0.065**		**0.00027**	**0.0010**	**mg/L**	10	07-Feb-2022 14:57
Acenaphthylene	**0.00038**		**0.000015**	**0.00010**	**mg/L**	1	04-Feb-2022 18:57
Anthracene	**0.0045**		**0.000014**	**0.00010**	**mg/L**	1	04-Feb-2022 18:57
Benz(a)anthracene	< 0.000050		0.000050	0.00010	mg/L	1	04-Feb-2022 18:57
Benzo(a)pyrene	< 0.000020		0.000020	0.00010	mg/L	1	04-Feb-2022 18:57
Bis(2-chloroethoxy)methane	< 0.000030		0.000030	0.00020	mg/L	1	04-Feb-2022 18:57
Bis(2-ethylhexyl)phthalate	< 0.000037		0.000037	0.00020	mg/L	1	04-Feb-2022 18:57
Chrysene	**0.000036**	J	**0.000021**	**0.00010**	**mg/L**	1	04-Feb-2022 18:57
Dibenzofuran	**0.026**		**0.00020**	**0.0010**	**mg/L**	10	07-Feb-2022 14:57
Di-n-butyl phthalate	**0.000031**	J	**0.000020**	**0.00020**	**mg/L**	1	04-Feb-2022 18:57
Fluoranthene	**0.0023**		**0.000010**	**0.00010**	**mg/L**	1	04-Feb-2022 18:57
Fluorene	**0.023**		**0.00030**	**0.0010**	**mg/L**	10	07-Feb-2022 14:57
Naphthalene	**1.2**		**0.020**	**0.10**	**mg/L**	1000	07-Feb-2022 18:24
Nitrobenzene	< 0.000024		0.000024	0.00020	mg/L	1	04-Feb-2022 18:57
N-Nitrosodiphenylamine	< 0.000025		0.000025	0.00020	mg/L	1	04-Feb-2022 18:57
Pentachlorophenol	< 0.000079		0.000079	0.00020	mg/L	1	04-Feb-2022 18:57
Phenanthrene	**0.021**		**0.00021**	**0.0010**	**mg/L**	10	07-Feb-2022 14:57
Phenol	< 0.000035		0.000035	0.00020	mg/L	1	04-Feb-2022 18:57
Pyrene	**0.0013**		**0.000019**	**0.00010**	**mg/L**	1	04-Feb-2022 18:57
Surr: 2,4,6-Tribromophenol	*89.5*			*34-129*	*%REC*	*1*	*04-Feb-2022 18:57*
Surr: 2,4,6-Tribromophenol	*58.2*			*34-129*	*%REC*	*10*	*07-Feb-2022 14:57*
Surr: 2,4,6-Tribromophenol	*0*	*JS*		*34-129*	*%REC*	*1000*	*07-Feb-2022 18:24*
Surr: 2-Fluorobiphenyl	*68.0*			*40-125*	*%REC*	*10*	*07-Feb-2022 14:57*
Surr: 2-Fluorobiphenyl	*0*	*JS*		*40-125*	*%REC*	*1000*	*07-Feb-2022 18:24*
Surr: 2-Fluorobiphenyl	*80.8*			*40-125*	*%REC*	*1*	*04-Feb-2022 18:57*
Surr: 2-Fluorophenol	*72.7*			*20-120*	*%REC*	*1*	*04-Feb-2022 18:57*
Surr: 2-Fluorophenol	*52.6*			*20-120*	*%REC*	*10*	*07-Feb-2022 14:57*
Surr: 2-Fluorophenol	*0*	*JS*		*20-120*	*%REC*	*1000*	*07-Feb-2022 18:24*
Surr: 4-Terphenyl-d14	*122*			*40-135*	*%REC*	*10*	*07-Feb-2022 14:57*
Surr: 4-Terphenyl-d14	*0*	*JS*		*40-135*	*%REC*	*1000*	*07-Feb-2022 18:24*
Surr: 4-Terphenyl-d14	*99.9*			*40-135*	*%REC*	*1*	*04-Feb-2022 18:57*

Note: See Qualifiers Page for a list of qualifiers and their explanation.

Client:	Golder Associates Inc.	**ANALYTICAL REPORT**
Project:	Houston TX-Wood Preserving Works	WorkOrder:HS22010974
Sample ID:	WG-1620-MW83B-20220121	Lab ID:HS22010974-07
Collection Date:	21-Jan-2022 12:00	Matrix:Groundwater

ANALYSES	RESULT	QUAL	SDL	MQL	UNITS	DILUTION FACTOR	DATE ANALYZED
LOW-LEVEL SEMIVOLATILES BY 8270D		**Method:SW8270**			Prep:SW3510 / 25-Jan-2022		Analyst: GEY
Surr: Nitrobenzene-d5	*89.6*			*41-120*	*%REC*	*1*	*04-Feb-2022 18:57*
Surr: Nitrobenzene-d5	*0*	*JS*		*41-120*	*%REC*	*1000*	*07-Feb-2022 18:24*
Surr: Nitrobenzene-d5	*64.1*			*41-120*	*%REC*	*10*	*07-Feb-2022 14:57*
Surr: Phenol-d6	*43.8*			*20-120*	*%REC*	*10*	*07-Feb-2022 14:57*
Surr: Phenol-d6	*0*	*JS*		*20-120*	*%REC*	*1000*	*07-Feb-2022 18:24*
Surr: Phenol-d6	*61.0*			*20-120*	*%REC*	*1*	*04-Feb-2022 18:57*
ICP-MS METALS BY SW6020A		**Method:SW6020A**			Prep:SW3010A / 04-Feb-2022		Analyst: JHD
Arsenic	**0.0423**		**0.000400**	**0.00200**	**mg/L**	1	04-Feb-2022 20:18
Calcium	**158**		**0.0340**	**0.500**	**mg/L**	1	04-Feb-2022 20:18
Iron	**5.25**		**0.0120**	**0.200**	**mg/L**	1	04-Feb-2022 20:18
Magnesium	**40.5**		**0.0100**	**0.200**	**mg/L**	1	04-Feb-2022 20:18
Manganese	**0.311**		**0.000700**	**0.00500**	**mg/L**	1	04-Feb-2022 20:18
Potassium	**0.623**		**0.0180**	**0.200**	**mg/L**	1	04-Feb-2022 20:18
Sodium	**125**		**0.0140**	**0.200**	**mg/L**	1	04-Feb-2022 20:18

Note: See Qualifiers Page for a list of qualifiers and their explanation.

Client:	Golder Associates Inc.	**ANALYTICAL REPORT**
Project:	Houston TX-Wood Preserving Works	WorkOrder:HS22010974
Sample ID:	WG-1620-FD04-20220121	Lab ID:HS22010974-08
Collection Date:	21-Jan-2022 12:00	Matrix:Groundwater

ANALYSES	RESULT	QUAL	SDL	MQL	UNITS	DILUTION FACTOR	DATE ANALYZED
LOW LEVEL VOLATILES BY SW8260C		**Method:SW8260**					Analyst: PC
1,2-Dichloroethane	< 0.00020		0.00020	0.0010	mg/L	1	29-Jan-2022 05:42
Benzene	**0.033**		**0.00020**	**0.0010**	**mg/L**	1	29-Jan-2022 05:42
Chlorobenzene	< 0.00030		0.00030	0.0010	mg/L	1	29-Jan-2022 05:42
Ethylbenzene	**0.11**		**0.00030**	**0.0010**	**mg/L**	1	29-Jan-2022 05:42
Methylene chloride	< 0.0010		0.0010	0.0020	mg/L	1	29-Jan-2022 05:42
Toluene	**0.0090**		**0.00020**	**0.0010**	**mg/L**	1	29-Jan-2022 05:42
Xylenes, Total	**0.12**		**0.00030**	**0.0010**	**mg/L**	1	29-Jan-2022 05:42
Surr: 1,2-Dichloroethane-d4	*88.8*			*70-126*	*%REC*	*1*	*29-Jan-2022 05:42*
Surr: 4-Bromofluorobenzene	*104*			*77-113*	*%REC*	*1*	*29-Jan-2022 05:42*
Surr: Dibromofluoromethane	*97.4*			*77-123*	*%REC*	*1*	*29-Jan-2022 05:42*
Surr: Toluene-d8	*110*			*82-127*	*%REC*	*1*	*29-Jan-2022 05:42*

Note: See Qualifiers Page for a list of qualifiers and their explanation.

Client:	Golder Associates Inc.	**ANALYTICAL REPORT**
Project:	Houston TX-Wood Preserving Works	WorkOrder:HS22010974
Sample ID:	WG-1620-FD04-20220121	Lab ID:HS22010974-08
Collection Date:	21-Jan-2022 12:00	Matrix:Groundwater

ANALYSES	RESULT	QUAL	SDL	MQL	UNITS	DILUTION FACTOR	DATE ANALYZED
LOW-LEVEL SEMIVOLATILES BY 8270D		**Method:SW8270**			Prep:SW3510 / 25-Jan-2022		Analyst: GEY
1,2-Diphenylhydrazine	< 0.000021		0.000021	0.00020	mg/L	1	04-Feb-2022 19:16
2,4-Dimethylphenol	< 0.000040		0.000040	0.00020	mg/L	1	04-Feb-2022 19:16
2,4-Dinitrotoluene	< 0.000058		0.000058	0.00020	mg/L	1	04-Feb-2022 19:16
2,6-Dinitrotoluene	< 0.000042		0.000042	0.00020	mg/L	1	04-Feb-2022 19:16
2-Chloronaphthalene	< 0.000021		0.000021	0.00020	mg/L	1	04-Feb-2022 19:16
2-Methylnaphthalene	**0.15**		**0.0019**	**0.010**	**mg/L**	100	07-Feb-2022 15:56
4,6-Dinitro-2-methylphenol	< 0.000020		0.000020	0.00020	mg/L	1	04-Feb-2022 19:16
4-Nitrophenol	< 0.000047		0.000047	0.0010	mg/L	1	04-Feb-2022 19:16
Acenaphthene	**0.13**		**0.0027**	**0.010**	**mg/L**	100	07-Feb-2022 15:56
Acenaphthylene	**0.00067**		**0.000015**	**0.00010**	**mg/L**	1	04-Feb-2022 19:16
Anthracene	**0.0061**		**0.000014**	**0.00010**	**mg/L**	1	04-Feb-2022 19:16
Benz(a)anthracene	**0.000072**	J	**0.000050**	**0.00010**	**mg/L**	1	04-Feb-2022 19:16
Benzo(a)pyrene	< 0.000020		0.000020	0.00010	mg/L	1	04-Feb-2022 19:16
Bis(2-chloroethoxy)methane	< 0.000030		0.000030	0.00020	mg/L	1	04-Feb-2022 19:16
Bis(2-ethylhexyl)phthalate	< 0.000037		0.000037	0.00020	mg/L	1	04-Feb-2022 19:16
Chrysene	**0.000070**	J	**0.000021**	**0.00010**	**mg/L**	1	04-Feb-2022 19:16
Dibenzofuran	**0.037**		**0.00020**	**0.0010**	**mg/L**	10	07-Feb-2022 15:38
Di-n-butyl phthalate	< 0.000020		0.000020	0.00020	mg/L	1	04-Feb-2022 19:16
Fluoranthene	**0.0040**		**0.000010**	**0.00010**	**mg/L**	1	04-Feb-2022 19:16
Fluorene	**0.041**		**0.00030**	**0.0010**	**mg/L**	10	07-Feb-2022 15:38
Naphthalene	**2.1**		**0.020**	**0.10**	**mg/L**	1000	07-Feb-2022 18:42
Nitrobenzene	< 0.000024		0.000024	0.00020	mg/L	1	04-Feb-2022 19:16
N-Nitrosodiphenylamine	< 0.000025		0.000025	0.00020	mg/L	1	04-Feb-2022 19:16
Pentachlorophenol	< 0.000079		0.000079	0.00020	mg/L	1	04-Feb-2022 19:16
Phenanthrene	**0.032**		**0.00021**	**0.0010**	**mg/L**	10	07-Feb-2022 15:38
Phenol	< 0.000035		0.000035	0.00020	mg/L	1	04-Feb-2022 19:16
Pyrene	**0.0030**		**0.000019**	**0.00010**	**mg/L**	1	04-Feb-2022 19:16
Surr: 2,4,6-Tribromophenol	*79.3*			*34-129*	*%REC*	*10*	*07-Feb-2022 15:38*
Surr: 2,4,6-Tribromophenol	*0*	*JS*		*34-129*	*%REC*	*100*	*07-Feb-2022 15:56*
Surr: 2,4,6-Tribromophenol	*0*	*JS*		*34-129*	*%REC*	*1000*	*07-Feb-2022 18:42*
Surr: 2,4,6-Tribromophenol	*77.2*			*34-129*	*%REC*	*1*	*04-Feb-2022 19:16*
Surr: 2-Fluorobiphenyl	*75.2*			*40-125*	*%REC*	*1*	*04-Feb-2022 19:16*
Surr: 2-Fluorobiphenyl	*77.1*			*40-125*	*%REC*	*10*	*07-Feb-2022 15:38*
Surr: 2-Fluorobiphenyl	*0*	*JS*		*40-125*	*%REC*	*100*	*07-Feb-2022 15:56*
Surr: 2-Fluorobiphenyl	*0*	*JS*		*40-125*	*%REC*	*1000*	*07-Feb-2022 18:42*
Surr: 2-Fluorophenol	*73.7*			*20-120*	*%REC*	*10*	*07-Feb-2022 15:38*
Surr: 2-Fluorophenol	*0*	*JS*		*20-120*	*%REC*	*100*	*07-Feb-2022 15:56*
Surr: 2-Fluorophenol	*0*	*JS*		*20-120*	*%REC*	*1000*	*07-Feb-2022 18:42*
Surr: 2-Fluorophenol	*85.8*			*20-120*	*%REC*	*1*	*04-Feb-2022 19:16*

Note: See Qualifiers Page for a list of qualifiers and their explanation.

Client:	Golder Associates Inc.	**ANALYTICAL REPORT**
Project:	Houston TX-Wood Preserving Works	WorkOrder:HS22010974
Sample ID:	WG-1620-FD04-20220121	Lab ID:HS22010974-08
Collection Date:	21-Jan-2022 12:00	Matrix:Groundwater

ANALYSES	RESULT	QUAL	SDL	MQL	UNITS	DILUTION FACTOR	DATE ANALYZED
LOW-LEVEL SEMIVOLATILES BY 8270D		**Method:SW8270**			Prep:SW3510 / 25-Jan-2022		Analyst: GEY
Surr: 4-Terphenyl-d14	*87.4*			*40-135*	*%REC*	*1*	*04-Feb-2022 19:16*
Surr: 4-Terphenyl-d14	*0*	*JS*		*40-135*	*%REC*	*100*	*07-Feb-2022 15:56*
Surr: 4-Terphenyl-d14	*0*	*JS*		*40-135*	*%REC*	*1000*	*07-Feb-2022 18:42*
Surr: 4-Terphenyl-d14	*95.6*			*40-135*	*%REC*	*10*	*07-Feb-2022 15:38*
Surr: Nitrobenzene-d5	*88.0*			*41-120*	*%REC*	*10*	*07-Feb-2022 15:38*
Surr: Nitrobenzene-d5	*0*	*JS*		*41-120*	*%REC*	*100*	*07-Feb-2022 15:56*
Surr: Nitrobenzene-d5	*0*	*JS*		*41-120*	*%REC*	*1000*	*07-Feb-2022 18:42*
Surr: Nitrobenzene-d5	*83.5*			*41-120*	*%REC*	*1*	*04-Feb-2022 19:16*
Surr: Phenol-d6	*67.3*			*20-120*	*%REC*	*1*	*04-Feb-2022 19:16*
Surr: Phenol-d6	*58.1*			*20-120*	*%REC*	*10*	*07-Feb-2022 15:38*
Surr: Phenol-d6	*0*	*JS*		*20-120*	*%REC*	*100*	*07-Feb-2022 15:56*
Surr: Phenol-d6	*0*	*JS*		*20-120*	*%REC*	*1000*	*07-Feb-2022 18:42*
ICP-MS METALS BY SW6020A		**Method:SW6020A**			Prep:SW3010A / 04-Feb-2022		Analyst: JHD
Arsenic	**0.0869**		**0.000400**	**0.00200**	**mg/L**	1	04-Feb-2022 20:20
Calcium	**161**		**0.0340**	**0.500**	**mg/L**	1	04-Feb-2022 20:20
Iron	**12.4**		**0.0120**	**0.200**	**mg/L**	1	04-Feb-2022 20:20
Magnesium	**45.7**		**0.0100**	**0.200**	**mg/L**	1	04-Feb-2022 20:20
Manganese	**0.452**		**0.000700**	**0.00500**	**mg/L**	1	04-Feb-2022 20:20
Potassium	**0.423**		**0.0180**	**0.200**	**mg/L**	1	04-Feb-2022 20:20
Sodium	**126**		**0.0140**	**0.200**	**mg/L**	1	04-Feb-2022 20:20

Note: See Qualifiers Page for a list of qualifiers and their explanation.

Client:	Golder Associates Inc.	**ANALYTICAL REPORT**
Project:	Houston TX-Wood Preserving Works	WorkOrder:HS22010974
Sample ID:	WG-1620-MW82B-20220121	Lab ID:HS22010974-09
Collection Date:	21-Jan-2022 12:55	Matrix:Groundwater

ANALYSES	RESULT	QUAL	SDL	MQL	UNITS	DILUTION FACTOR	DATE ANALYZED
LOW LEVEL VOLATILES BY SW8260C		**Method:SW8260**					Analyst: PC
1,2-Dichloroethane	< 0.00020		0.00020	0.0010	mg/L	1	29-Jan-2022 06:03
Benzene	< 0.00020		0.00020	0.0010	mg/L	1	29-Jan-2022 06:03
Chlorobenzene	< 0.00030		0.00030	0.0010	mg/L	1	29-Jan-2022 06:03
Ethylbenzene	**0.00066**	J	**0.00030**	**0.0010**	**mg/L**	1	29-Jan-2022 06:03
Methylene chloride	< 0.0010		0.0010	0.0020	mg/L	1	29-Jan-2022 06:03
Toluene	< 0.00020		0.00020	0.0010	mg/L	1	29-Jan-2022 06:03
Xylenes, Total	< 0.00030		0.00030	0.0010	mg/L	1	29-Jan-2022 06:03
Surr: 1,2-Dichloroethane-d4	*88.4*			*70-126*	*%REC*	*1*	*29-Jan-2022 06:03*
Surr: 4-Bromofluorobenzene	*97.1*			*77-113*	*%REC*	*1*	*29-Jan-2022 06:03*
Surr: Dibromofluoromethane	*97.5*			*77-123*	*%REC*	*1*	*29-Jan-2022 06:03*
Surr: Toluene-d8	*109*			*82-127*	*%REC*	*1*	*29-Jan-2022 06:03*

Note: See Qualifiers Page for a list of qualifiers and their explanation.

Client:	Golder Associates Inc.	**ANALYTICAL REPORT**
Project:	Houston TX-Wood Preserving Works	WorkOrder:HS22010974
Sample ID:	WG-1620-MW82B-20220121	Lab ID:HS22010974-09
Collection Date:	21-Jan-2022 12:55	Matrix:Groundwater

ANALYSES	RESULT	QUAL	SDL	MQL	UNITS	DILUTION FACTOR	DATE ANALYZED
LOW-LEVEL SEMIVOLATILES BY 8270D		**Method:SW8270**			Prep:SW3510 / 25-Jan-2022		Analyst: GEY
1,2-Diphenylhydrazine	< 0.000021		0.000021	0.00020	mg/L	1	04-Feb-2022 19:34
2,4-Dimethylphenol	< 0.000040		0.000040	0.00020	mg/L	1	04-Feb-2022 19:34
2,4-Dinitrotoluene	< 0.000058		0.000058	0.00020	mg/L	1	04-Feb-2022 19:34
2,6-Dinitrotoluene	< 0.000042		0.000042	0.00020	mg/L	1	04-Feb-2022 19:34
2-Chloronaphthalene	< 0.000021		0.000021	0.00020	mg/L	1	04-Feb-2022 19:34
2-Methylnaphthalene	< 0.000019		0.000019	0.00010	mg/L	1	04-Feb-2022 19:34
4,6-Dinitro-2-methylphenol	< 0.000020		0.000020	0.00020	mg/L	1	04-Feb-2022 19:34
4-Nitrophenol	< 0.000047		0.000047	0.0010	mg/L	1	04-Feb-2022 19:34
Acenaphthene	< 0.000027		0.000027	0.00010	mg/L	1	04-Feb-2022 19:34
Acenaphthylene	< 0.000015		0.000015	0.00010	mg/L	1	04-Feb-2022 19:34
Anthracene	< 0.000014		0.000014	0.00010	mg/L	1	04-Feb-2022 19:34
Benz(a)anthracene	< 0.000050		0.000050	0.00010	mg/L	1	04-Feb-2022 19:34
Benzo(a)pyrene	< 0.000020		0.000020	0.00010	mg/L	1	04-Feb-2022 19:34
Bis(2-chloroethoxy)methane	< 0.000030		0.000030	0.00020	mg/L	1	04-Feb-2022 19:34
Bis(2-ethylhexyl)phthalate	< 0.000037		0.000037	0.00020	mg/L	1	04-Feb-2022 19:34
Chrysene	< 0.000021		0.000021	0.00010	mg/L	1	04-Feb-2022 19:34
Dibenzofuran	< 0.000020		0.000020	0.00010	mg/L	1	04-Feb-2022 19:34
Di-n-butyl phthalate	< 0.000020		0.000020	0.00020	mg/L	1	04-Feb-2022 19:34
Fluoranthene	< 0.000010		0.000010	0.00010	mg/L	1	04-Feb-2022 19:34
Fluorene	< 0.000030		0.000030	0.00010	mg/L	1	04-Feb-2022 19:34
Naphthalene	**0.00010**		**0.000020**	**0.00010**	**mg/L**	1	04-Feb-2022 19:34
Nitrobenzene	< 0.000024		0.000024	0.00020	mg/L	1	04-Feb-2022 19:34
N-Nitrosodiphenylamine	< 0.000025		0.000025	0.00020	mg/L	1	04-Feb-2022 19:34
Pentachlorophenol	< 0.000079		0.000079	0.00020	mg/L	1	04-Feb-2022 19:34
Phenanthrene	< 0.000021		0.000021	0.00010	mg/L	1	04-Feb-2022 19:34
Phenol	< 0.000035		0.000035	0.00020	mg/L	1	04-Feb-2022 19:34
Pyrene	< 0.000019		0.000019	0.00010	mg/L	1	04-Feb-2022 19:34
Surr: 2,4,6-Tribromophenol	*71.9*			*34-129*	*%REC*	*1*	*04-Feb-2022 19:34*
Surr: 2-Fluorobiphenyl	*69.1*			*40-125*	*%REC*	*1*	*04-Feb-2022 19:34*
Surr: 2-Fluorophenol	*64.5*			*20-120*	*%REC*	*1*	*04-Feb-2022 19:34*
Surr: 4-Terphenyl-d14	*89.3*			*40-135*	*%REC*	*1*	*04-Feb-2022 19:34*
Surr: Nitrobenzene-d5	*57.7*			*41-120*	*%REC*	*1*	*04-Feb-2022 19:34*
Surr: Phenol-d6	*50.5*			*20-120*	*%REC*	*1*	*04-Feb-2022 19:34*

Note: See Qualifiers Page for a list of qualifiers and their explanation.

Client:	Golder Associates Inc.	**ANALYTICAL REPORT**
Project:	Houston TX-Wood Preserving Works	WorkOrder:HS22010974
Sample ID:	WG-1620-MW82B-20220121	Lab ID:HS22010974-09
Collection Date:	21-Jan-2022 12:55	Matrix:Groundwater

ANALYSES	RESULT	QUAL	SDL	MQL	UNITS	DILUTION FACTOR	DATE ANALYZED
ICP-MS METALS BY SW6020A		**Method:SW6020A**			Prep:SW3010A / 04-Feb-2022		Analyst: JHD
Arsenic	**0.00134**	J	**0.000400**	**0.00200**	**mg/L**	1	04-Feb-2022 20:22
Calcium	**168**		**0.0340**	**0.500**	**mg/L**	1	04-Feb-2022 20:22
Iron	**0.0233**	J	**0.0120**	**0.200**	**mg/L**	1	04-Feb-2022 20:22
Magnesium	**55.5**		**0.0100**	**0.200**	**mg/L**	1	04-Feb-2022 20:22
Manganese	**0.00763**		**0.000700**	**0.00500**	**mg/L**	1	04-Feb-2022 20:22
Potassium	**1.07**		**0.0180**	**0.200**	**mg/L**	1	04-Feb-2022 20:22
Sodium	**200**		**0.280**	**4.00**	**mg/L**	20	07-Feb-2022 12:21

Note: See Qualifiers Page for a list of qualifiers and their explanation.

Client:	Golder Associates Inc.	**ANALYTICAL REPORT**
Project:	Houston TX-Wood Preserving Works	WorkOrder:HS22010974
Sample ID:	WG-1620-MW22BR-20220121	Lab ID:HS22010974-10
Collection Date:	21-Jan-2022 13:50	Matrix:Groundwater

ANALYSES	RESULT	QUAL	SDL	MQL	UNITS	DILUTION FACTOR	DATE ANALYZED
LOW LEVEL VOLATILES BY SW8260C		**Method:SW8260**					Analyst: PC
1,2-Dichloroethane	< 0.00020		0.00020	0.0010	mg/L	1	29-Jan-2022 06:24
Benzene	< 0.00020		0.00020	0.0010	mg/L	1	29-Jan-2022 06:24
Chlorobenzene	< 0.00030		0.00030	0.0010	mg/L	1	29-Jan-2022 06:24
Ethylbenzene	< 0.00030		0.00030	0.0010	mg/L	1	29-Jan-2022 06:24
Methylene chloride	< 0.0010		0.0010	0.0020	mg/L	1	29-Jan-2022 06:24
Toluene	< 0.00020		0.00020	0.0010	mg/L	1	29-Jan-2022 06:24
Xylenes, Total	< 0.00030		0.00030	0.0010	mg/L	1	29-Jan-2022 06:24
Surr: 1,2-Dichloroethane-d4	*87.4*			*70-126*	*%REC*	*1*	*29-Jan-2022 06:24*
Surr: 4-Bromofluorobenzene	*99.5*			*77-113*	*%REC*	*1*	*29-Jan-2022 06:24*
Surr: Dibromofluoromethane	*96.2*			*77-123*	*%REC*	*1*	*29-Jan-2022 06:24*
Surr: Toluene-d8	*108*			*82-127*	*%REC*	*1*	*29-Jan-2022 06:24*

Note: See Qualifiers Page for a list of qualifiers and their explanation.

Client:	Golder Associates Inc.	**ANALYTICAL REPORT**
Project:	Houston TX-Wood Preserving Works	WorkOrder:HS22010974
Sample ID:	WG-1620-MW22BR-20220121	Lab ID:HS22010974-10
Collection Date:	21-Jan-2022 13:50	Matrix:Groundwater

ANALYSES	RESULT	QUAL	SDL	MQL	UNITS	DILUTION FACTOR	DATE ANALYZED
LOW-LEVEL SEMIVOLATILES BY 8270D		**Method:SW8270**			Prep:SW3510 / 25-Jan-2022		Analyst: GEY
1,2-Diphenylhydrazine	< 0.000021		0.000021	0.00020	mg/L	1	04-Feb-2022 19:52
2,4-Dimethylphenol	< 0.000040		0.000040	0.00020	mg/L	1	04-Feb-2022 19:52
2,4-Dinitrotoluene	< 0.000058		0.000058	0.00020	mg/L	1	04-Feb-2022 19:52
2,6-Dinitrotoluene	< 0.000042		0.000042	0.00020	mg/L	1	04-Feb-2022 19:52
2-Chloronaphthalene	< 0.000021		0.000021	0.00020	mg/L	1	04-Feb-2022 19:52
2-Methylnaphthalene	< 0.000019		0.000019	0.00010	mg/L	1	04-Feb-2022 19:52
4,6-Dinitro-2-methylphenol	< 0.000020		0.000020	0.00020	mg/L	1	04-Feb-2022 19:52
4-Nitrophenol	< 0.000047		0.000047	0.0010	mg/L	1	04-Feb-2022 19:52
Acenaphthene	**0.017**		**0.00027**	**0.0010**	**mg/L**	10	07-Feb-2022 16:15
Acenaphthylene	< 0.000015		0.000015	0.00010	mg/L	1	04-Feb-2022 19:52
Anthracene	**0.00021**		**0.000014**	**0.00010**	**mg/L**	1	04-Feb-2022 19:52
Benz(a)anthracene	< 0.000050		0.000050	0.00010	mg/L	1	04-Feb-2022 19:52
Benzo(a)pyrene	< 0.000020		0.000020	0.00010	mg/L	1	04-Feb-2022 19:52
Bis(2-chloroethoxy)methane	< 0.000030		0.000030	0.00020	mg/L	1	04-Feb-2022 19:52
Bis(2-ethylhexyl)phthalate	< 0.000037		0.000037	0.00020	mg/L	1	04-Feb-2022 19:52
Chrysene	< 0.000021		0.000021	0.00010	mg/L	1	04-Feb-2022 19:52
Dibenzofuran	**0.00012**		**0.000020**	**0.00010**	**mg/L**	1	04-Feb-2022 19:52
Di-n-butyl phthalate	< 0.000020		0.000020	0.00020	mg/L	1	04-Feb-2022 19:52
Fluoranthene	**0.0022**		**0.000010**	**0.00010**	**mg/L**	1	04-Feb-2022 19:52
Fluorene	**0.00086**		**0.000030**	**0.00010**	**mg/L**	1	04-Feb-2022 19:52
Naphthalene	**0.00013**		**0.000020**	**0.00010**	**mg/L**	1	04-Feb-2022 19:52
Nitrobenzene	< 0.000024		0.000024	0.00020	mg/L	1	04-Feb-2022 19:52
N-Nitrosodiphenylamine	< 0.000025		0.000025	0.00020	mg/L	1	04-Feb-2022 19:52
Pentachlorophenol	< 0.000079		0.000079	0.00020	mg/L	1	04-Feb-2022 19:52
Phenanthrene	< 0.000021		0.000021	0.00010	mg/L	1	04-Feb-2022 19:52
Phenol	< 0.000035		0.000035	0.00020	mg/L	1	04-Feb-2022 19:52
Pyrene	**0.00095**		**0.000019**	**0.00010**	**mg/L**	1	04-Feb-2022 19:52
Surr: 2,4,6-Tribromophenol	*80.0*			*34-129*	*%REC*	*10*	*07-Feb-2022 16:15*
Surr: 2,4,6-Tribromophenol	*97.8*			*34-129*	*%REC*	*1*	*04-Feb-2022 19:52*
Surr: 2-Fluorobiphenyl	*75.6*			*40-125*	*%REC*	*1*	*04-Feb-2022 19:52*
Surr: 2-Fluorobiphenyl	*70.0*			*40-125*	*%REC*	*10*	*07-Feb-2022 16:15*
Surr: 2-Fluorophenol	*44.1*			*20-120*	*%REC*	*10*	*07-Feb-2022 16:15*
Surr: 2-Fluorophenol	*65.8*			*20-120*	*%REC*	*1*	*04-Feb-2022 19:52*
Surr: 4-Terphenyl-d14	*96.8*			*40-135*	*%REC*	*1*	*04-Feb-2022 19:52*
Surr: 4-Terphenyl-d14	*93.1*			*40-135*	*%REC*	*10*	*07-Feb-2022 16:15*
Surr: Nitrobenzene-d5	*63.2*			*41-120*	*%REC*	*10*	*07-Feb-2022 16:15*
Surr: Nitrobenzene-d5	*67.1*			*41-120*	*%REC*	*1*	*04-Feb-2022 19:52*
Surr: Phenol-d6	*35.4*	*J*		*20-120*	*%REC*	*10*	*07-Feb-2022 16:15*
Surr: Phenol-d6	*64.8*			*20-120*	*%REC*	*1*	*04-Feb-2022 19:52*

Note: See Qualifiers Page for a list of qualifiers and their explanation.

Client:	Golder Associates Inc.	**ANALYTICAL REPORT**
Project:	Houston TX-Wood Preserving Works	WorkOrder:HS22010974
Sample ID:	WG-1620-MW22BR-20220121	Lab ID:HS22010974-10
Collection Date:	21-Jan-2022 13:50	Matrix:Groundwater

ANALYSES	RESULT	QUAL	SDL	MQL	UNITS	DILUTION FACTOR	DATE ANALYZED
ICP-MS METALS BY SW6020A		**Method:SW6020A**			Prep:SW3010A / 04-Feb-2022		Analyst: JHD
Arsenic	**0.0261**		**0.000400**	**0.00200**	**mg/L**	1	04-Feb-2022 20:24
Calcium	**117**		**0.0340**	**0.500**	**mg/L**	1	04-Feb-2022 20:24
Iron	**1.12**		**0.0120**	**0.200**	**mg/L**	1	04-Feb-2022 20:24
Magnesium	**27.7**		**0.0100**	**0.200**	**mg/L**	1	04-Feb-2022 20:24
Manganese	**1.21**		**0.000700**	**0.00500**	**mg/L**	1	04-Feb-2022 20:24
Potassium	**0.698**		**0.0180**	**0.200**	**mg/L**	1	04-Feb-2022 20:24
Sodium	**106**		**0.0140**	**0.200**	**mg/L**	1	04-Feb-2022 20:24

Note: See Qualifiers Page for a list of qualifiers and their explanation.

Client:	Golder Associates Inc.	**ANALYTICAL REPORT**
Project:	Houston TX-Wood Preserving Works	WorkOrder:HS22010974
Sample ID:	WG-1620-MW38B-20220121	Lab ID:HS22010974-11
Collection Date:	21-Jan-2022 14:40	Matrix:Groundwater

ANALYSES	RESULT	QUAL	SDL	MQL	UNITS	DILUTION FACTOR	DATE ANALYZED
LOW LEVEL VOLATILES BY SW8260C		**Method:SW8260**					Analyst: PC
1,2-Dichloroethane	< 0.00020		0.00020	0.0010	mg/L	1	29-Jan-2022 06:45
Benzene	< 0.00020		0.00020	0.0010	mg/L	1	29-Jan-2022 06:45
Chlorobenzene	< 0.00030		0.00030	0.0010	mg/L	1	29-Jan-2022 06:45
Ethylbenzene	< 0.00030		0.00030	0.0010	mg/L	1	29-Jan-2022 06:45
Methylene chloride	< 0.0010		0.0010	0.0020	mg/L	1	29-Jan-2022 06:45
Toluene	< 0.00020		0.00020	0.0010	mg/L	1	29-Jan-2022 06:45
Xylenes, Total	< 0.00030		0.00030	0.0010	mg/L	1	29-Jan-2022 06:45
Surr: 1,2-Dichloroethane-d4	*87.6*			*70-126*	*%REC*	*1*	*29-Jan-2022 06:45*
Surr: 4-Bromofluorobenzene	*97.6*			*77-113*	*%REC*	*1*	*29-Jan-2022 06:45*
Surr: Dibromofluoromethane	*96.0*			*77-123*	*%REC*	*1*	*29-Jan-2022 06:45*
Surr: Toluene-d8	*109*			*82-127*	*%REC*	*1*	*29-Jan-2022 06:45*

Note: See Qualifiers Page for a list of qualifiers and their explanation.

Client:	Golder Associates Inc.	**ANALYTICAL REPORT**
Project:	Houston TX-Wood Preserving Works	WorkOrder:HS22010974
Sample ID:	WG-1620-MW38B-20220121	Lab ID:HS22010974-11
Collection Date:	21-Jan-2022 14:40	Matrix:Groundwater

ANALYSES	RESULT	QUAL	SDL	MQL	UNITS	DILUTION FACTOR	DATE ANALYZED
LOW-LEVEL SEMIVOLATILES BY 8270D		**Method:SW8270**			Prep:SW3510 / 25-Jan-2022		Analyst: GEY
1,2-Diphenylhydrazine	< 0.000021		0.000021	0.00020	mg/L	1	04-Feb-2022 20:10
2,4-Dimethylphenol	< 0.000040		0.000040	0.00020	mg/L	1	04-Feb-2022 20:10
2,4-Dinitrotoluene	< 0.000058		0.000058	0.00020	mg/L	1	04-Feb-2022 20:10
2,6-Dinitrotoluene	< 0.000042		0.000042	0.00020	mg/L	1	04-Feb-2022 20:10
2-Chloronaphthalene	< 0.000021		0.000021	0.00020	mg/L	1	04-Feb-2022 20:10
2-Methylnaphthalene	< 0.000019		0.000019	0.00010	mg/L	1	04-Feb-2022 20:10
4,6-Dinitro-2-methylphenol	< 0.000020		0.000020	0.00020	mg/L	1	04-Feb-2022 20:10
4-Nitrophenol	< 0.000047		0.000047	0.0010	mg/L	1	04-Feb-2022 20:10
Acenaphthene	< 0.000027		0.000027	0.00010	mg/L	1	04-Feb-2022 20:10
Acenaphthylene	< 0.000015		0.000015	0.00010	mg/L	1	04-Feb-2022 20:10
Anthracene	< 0.000014		0.000014	0.00010	mg/L	1	04-Feb-2022 20:10
Benz(a)anthracene	< 0.000050		0.000050	0.00010	mg/L	1	04-Feb-2022 20:10
Benzo(a)pyrene	< 0.000020		0.000020	0.00010	mg/L	1	04-Feb-2022 20:10
Bis(2-chloroethoxy)methane	< 0.000030		0.000030	0.00020	mg/L	1	04-Feb-2022 20:10
Bis(2-ethylhexyl)phthalate	< 0.000037		0.000037	0.00020	mg/L	1	04-Feb-2022 20:10
Chrysene	< 0.000021		0.000021	0.00010	mg/L	1	04-Feb-2022 20:10
Dibenzofuran	< 0.000020		0.000020	0.00010	mg/L	1	04-Feb-2022 20:10
Di-n-butyl phthalate	< 0.000020		0.000020	0.00020	mg/L	1	04-Feb-2022 20:10
Fluoranthene	< 0.000010		0.000010	0.00010	mg/L	1	04-Feb-2022 20:10
Fluorene	< 0.000030		0.000030	0.00010	mg/L	1	04-Feb-2022 20:10
Naphthalene	< 0.000020		0.000020	0.00010	mg/L	1	04-Feb-2022 20:10
Nitrobenzene	< 0.000024		0.000024	0.00020	mg/L	1	04-Feb-2022 20:10
N-Nitrosodiphenylamine	< 0.000025		0.000025	0.00020	mg/L	1	04-Feb-2022 20:10
Pentachlorophenol	< 0.000079		0.000079	0.00020	mg/L	1	04-Feb-2022 20:10
Phenanthrene	< 0.000021		0.000021	0.00010	mg/L	1	04-Feb-2022 20:10
Phenol	< 0.000035		0.000035	0.00020	mg/L	1	04-Feb-2022 20:10
Pyrene	< 0.000019		0.000019	0.00010	mg/L	1	04-Feb-2022 20:10
Surr: 2,4,6-Tribromophenol	*77.9*			*34-129*	*%REC*	*1*	*04-Feb-2022 20:10*
Surr: 2-Fluorobiphenyl	*67.7*			*40-125*	*%REC*	*1*	*04-Feb-2022 20:10*
Surr: 2-Fluorophenol	*56.7*			*20-120*	*%REC*	*1*	*04-Feb-2022 20:10*
Surr: 4-Terphenyl-d14	*102*			*40-135*	*%REC*	*1*	*04-Feb-2022 20:10*
Surr: Nitrobenzene-d5	*59.5*			*41-120*	*%REC*	*1*	*04-Feb-2022 20:10*
Surr: Phenol-d6	*48.0*			*20-120*	*%REC*	*1*	*04-Feb-2022 20:10*

Note: See Qualifiers Page for a list of qualifiers and their explanation.

Client:	Golder Associates Inc.	**ANALYTICAL REPORT**
Project:	Houston TX-Wood Preserving Works	WorkOrder:HS22010974
Sample ID:	WG-1620-MW38B-20220121	Lab ID:HS22010974-11
Collection Date:	21-Jan-2022 14:40	Matrix:Groundwater

ANALYSES	RESULT	QUAL	SDL	MQL	UNITS	DILUTION FACTOR	DATE ANALYZED
ICP-MS METALS BY SW6020A		**Method:SW6020A**			Prep:SW3010A / 04-Feb-2022		Analyst: JHD
Arsenic	**0.00191**	J	**0.000400**	**0.00200**	**mg/L**	1	04-Feb-2022 20:26
Calcium	**64.9**		**0.0340**	**0.500**	**mg/L**	1	04-Feb-2022 20:26
Iron	**0.186**	J	**0.0120**	**0.200**	**mg/L**	1	04-Feb-2022 20:26
Magnesium	**13.4**		**0.0100**	**0.200**	**mg/L**	1	04-Feb-2022 20:26
Manganese	**0.0459**		**0.000700**	**0.00500**	**mg/L**	1	04-Feb-2022 20:26
Potassium	**0.580**		**0.0180**	**0.200**	**mg/L**	1	04-Feb-2022 20:26
Sodium	**130**		**0.0140**	**0.200**	**mg/L**	1	04-Feb-2022 20:26

Note: See Qualifiers Page for a list of qualifiers and their explanation.

Client:	Golder Associates Inc.	**ANALYTICAL REPORT**
Project:	Houston TX-Wood Preserving Works	WorkOrder:HS22010974
Sample ID:	WG-1620-MW28C-20220121	Lab ID:HS22010974-12
Collection Date:	21-Jan-2022 16:00	Matrix:Groundwater

ANALYSES	RESULT	QUAL	SDL	MQL	UNITS	DILUTION FACTOR	DATE ANALYZED
LOW LEVEL VOLATILES BY SW8260C		**Method:SW8260**					Analyst: PC
1,2-Dichloroethane	< 0.00020		0.00020	0.0010	mg/L	1	29-Jan-2022 01:50
Benzene	< 0.00020		0.00020	0.0010	mg/L	1	29-Jan-2022 01:50
Chlorobenzene	< 0.00030		0.00030	0.0010	mg/L	1	29-Jan-2022 01:50
Ethylbenzene	< 0.00030		0.00030	0.0010	mg/L	1	29-Jan-2022 01:50
Methylene chloride	< 0.0010		0.0010	0.0020	mg/L	1	29-Jan-2022 01:50
Toluene	< 0.00020		0.00020	0.0010	mg/L	1	29-Jan-2022 01:50
Xylenes, Total	< 0.00030		0.00030	0.0010	mg/L	1	29-Jan-2022 01:50
Surr: 1,2-Dichloroethane-d4	*90.1*			*70-126*	*%REC*	*1*	*29-Jan-2022 01:50*
Surr: 4-Bromofluorobenzene	*97.3*			*77-113*	*%REC*	*1*	*29-Jan-2022 01:50*
Surr: Dibromofluoromethane	*97.5*			*77-123*	*%REC*	*1*	*29-Jan-2022 01:50*
Surr: Toluene-d8	*109*			*82-127*	*%REC*	*1*	*29-Jan-2022 01:50*

Note: See Qualifiers Page for a list of qualifiers and their explanation.

Client:	Golder Associates Inc.	**ANALYTICAL REPORT**
Project:	Houston TX-Wood Preserving Works	WorkOrder:HS22010974
Sample ID:	WG-1620-MW28C-20220121	Lab ID:HS22010974-12
Collection Date:	21-Jan-2022 16:00	Matrix:Groundwater

ANALYSES	RESULT	QUAL	SDL	MQL	UNITS	DILUTION FACTOR	DATE ANALYZED
LOW-LEVEL SEMIVOLATILES BY 8270D		**Method:SW8270**			Prep:SW3510 / 25-Jan-2022		Analyst: GEY
1,2-Diphenylhydrazine	< 0.000021		0.000021	0.00020	mg/L	1	31-Jan-2022 16:46
2,4-Dimethylphenol	< 0.000040		0.000040	0.00020	mg/L	1	31-Jan-2022 16:46
2,4-Dinitrotoluene	< 0.000058		0.000058	0.00020	mg/L	1	31-Jan-2022 16:46
2,6-Dinitrotoluene	< 0.000042		0.000042	0.00020	mg/L	1	31-Jan-2022 16:46
2-Chloronaphthalene	< 0.000021		0.000021	0.00020	mg/L	1	31-Jan-2022 16:46
2-Methylnaphthalene	< 0.000019		0.000019	0.00010	mg/L	1	31-Jan-2022 16:46
4,6-Dinitro-2-methylphenol	< 0.000020		0.000020	0.00020	mg/L	1	31-Jan-2022 16:46
4-Nitrophenol	< 0.000047		0.000047	0.0010	mg/L	1	31-Jan-2022 16:46
Acenaphthene	< 0.000027		0.000027	0.00010	mg/L	1	31-Jan-2022 16:46
Acenaphthylene	< 0.000015		0.000015	0.00010	mg/L	1	31-Jan-2022 16:46
Anthracene	< 0.000014		0.000014	0.00010	mg/L	1	31-Jan-2022 16:46
Benz(a)anthracene	< 0.000050		0.000050	0.00010	mg/L	1	31-Jan-2022 16:46
Benzo(a)pyrene	< 0.000020		0.000020	0.00010	mg/L	1	31-Jan-2022 16:46
Bis(2-chloroethoxy)methane	< 0.000030		0.000030	0.00020	mg/L	1	31-Jan-2022 16:46
Bis(2-ethylhexyl)phthalate	< 0.000037		0.000037	0.00020	mg/L	1	31-Jan-2022 16:46
Chrysene	< 0.000021		0.000021	0.00010	mg/L	1	31-Jan-2022 16:46
Dibenzofuran	< 0.000020		0.000020	0.00010	mg/L	1	31-Jan-2022 16:46
Di-n-butyl phthalate	< 0.000020		0.000020	0.00020	mg/L	1	31-Jan-2022 16:46
Fluoranthene	< 0.000010		0.000010	0.00010	mg/L	1	31-Jan-2022 16:46
Fluorene	< 0.000030		0.000030	0.00010	mg/L	1	31-Jan-2022 16:46
Naphthalene	**0.000040**	J	**0.000020**	**0.00010**	**mg/L**	1	31-Jan-2022 16:46
Nitrobenzene	< 0.000024		0.000024	0.00020	mg/L	1	31-Jan-2022 16:46
N-Nitrosodiphenylamine	< 0.000025		0.000025	0.00020	mg/L	1	31-Jan-2022 16:46
Pentachlorophenol	< 0.000079		0.000079	0.00020	mg/L	1	31-Jan-2022 16:46
Phenanthrene	< 0.000021		0.000021	0.00010	mg/L	1	31-Jan-2022 16:46
Phenol	< 0.000035		0.000035	0.00020	mg/L	1	31-Jan-2022 16:46
Pyrene	< 0.000019		0.000019	0.00010	mg/L	1	31-Jan-2022 16:46
Surr: 2,4,6-Tribromophenol	*49.1*			*34-129*	*%REC*	*1*	*31-Jan-2022 16:46*
Surr: 2-Fluorobiphenyl	*55.2*			*40-125*	*%REC*	*1*	*31-Jan-2022 16:46*
Surr: 2-Fluorophenol	*46.5*			*20-120*	*%REC*	*1*	*31-Jan-2022 16:46*
Surr: 4-Terphenyl-d14	*70.8*			*40-135*	*%REC*	*1*	*31-Jan-2022 16:46*
Surr: Nitrobenzene-d5	*49.3*			*41-120*	*%REC*	*1*	*31-Jan-2022 16:46*
Surr: Phenol-d6	*47.9*			*20-120*	*%REC*	*1*	*31-Jan-2022 16:46*

Note: See Qualifiers Page for a list of qualifiers and their explanation.

Client:	Golder Associates Inc.	**ANALYTICAL REPORT**
Project:	Houston TX-Wood Preserving Works	WorkOrder:HS22010974
Sample ID:	WG-1620-MW28C-20220121	Lab ID:HS22010974-12
Collection Date:	21-Jan-2022 16:00	Matrix:Groundwater

ANALYSES	RESULT	QUAL	SDL	MQL	UNITS	DILUTION FACTOR	DATE ANALYZED
ICP-MS METALS BY SW6020A		**Method:SW6020A**			Prep:SW3010A / 04-Feb-2022		Analyst: JHD
Arsenic	**0.000758**	J	**0.000400**	**0.00200**	**mg/L**	1	04-Feb-2022 21:37
Calcium	**22.1**		**0.0340**	**0.500**	**mg/L**	1	04-Feb-2022 21:37
Iron	< 0.0120		0.0120	0.200	mg/L	1	04-Feb-2022 21:37
Magnesium	**0.286**		**0.0100**	**0.200**	**mg/L**	1	04-Feb-2022 21:37
Manganese	**0.00147**	J	**0.000700**	**0.00500**	**mg/L**	1	04-Feb-2022 21:37
Potassium	**3.61**		**0.0180**	**0.200**	**mg/L**	1	04-Feb-2022 21:37
Sodium	**5.73**		**0.0140**	**0.200**	**mg/L**	1	04-Feb-2022 21:37

Note: See Qualifiers Page for a list of qualifiers and their explanation.

Weight / Prep Log

Client: Golder Associates Inc.
Project: Houston TX-Wood Preserving Works
WorkOrder: HS22010974

Batch ID: 174709 **Start Date:** 25 Jan 2022 10:42 **End Date:** 25 Jan 2022 14:30
Method: SV AQ SEP FUN EXTRACT-LOWLEV - 3510C **Prep Code:** 3510_B_LOW

Sample ID	Container	Sample Wt/Vol	Final Volume	Prep Factor	
HS22010974-02	1	1000 (mL)	1 (mL)	0.001	1-liter amber glass, Neat
HS22010974-03	1	1000 (mL)	1 (mL)	0.001	1-liter amber glass, Neat
HS22010974-04	1	1000 (mL)	1 (mL)	0.001	1-liter amber glass, Neat
HS22010974-05	1	1000 (mL)	1 (mL)	0.001	1-liter amber glass, Neat
HS22010974-06	1	1000 (mL)	1 (mL)	0.001	1-liter amber glass, Neat
HS22010974-07	1	1000 (mL)	1 (mL)	0.001	1-liter amber glass, Neat
HS22010974-08	1	1000 (mL)	1 (mL)	0.001	1-liter amber glass, Neat
HS22010974-09	1	1000 (mL)	1 (mL)	0.001	1-liter amber glass, Neat
HS22010974-10	1	1000 (mL)	1 (mL)	0.001	1-liter amber glass, Neat
HS22010974-11	1	1000 (mL)	1 (mL)	0.001	1-liter amber glass, Neat
HS22010974-12	1	1000 (mL)	1 (mL)	0.001	1-liter amber glass, Neat

Batch ID: 175081 **Start Date:** 04 Feb 2022 12:00 **End Date:** 04 Feb 2022 16:00
Method: WATER - SW3010A **Prep Code:** 3010A

Sample ID	Container	Sample Wt/Vol	Final Volume	Prep Factor	
HS22010974-02		10 (mL)	10 (mL)	1	120 plastic HNO3
HS22010974-03		10 (mL)	10 (mL)	1	120 plastic HNO3
HS22010974-04		10 (mL)	10 (mL)	1	120 plastic HNO3
HS22010974-05		10 (mL)	10 (mL)	1	120 plastic HNO3
HS22010974-06		10 (mL)	10 (mL)	1	120 plastic HNO3
HS22010974-07		10 (mL)	10 (mL)	1	120 plastic HNO3
HS22010974-08		10 (mL)	10 (mL)	1	120 plastic HNO3
HS22010974-09		10 (mL)	10 (mL)	1	120 plastic HNO3
HS22010974-10		10 (mL)	10 (mL)	1	120 plastic HNO3
HS22010974-11		10 (mL)	10 (mL)	1	120 plastic HNO3

Batch ID: 175082 **Start Date:** 04 Feb 2022 12:00 **End Date:** 04 Feb 2022 16:00
Method: WATER - SW3010A **Prep Code:** 3010A

Sample ID	Container	Sample Wt/Vol	Final Volume	Prep Factor	
HS22010974-12		10 (mL)	10 (mL)	1	120 plastic HNO3

Client: Golder Associates Inc.
Project: Houston TX-Wood Preserving Works
WorkOrder: HS22010974

DATES REPORT

Sample ID	Client Samp ID	Collection Date	Leachate Date	Prep Date	Analysis Date	DF
Batch ID: 174709 (0)	**Test Name :** LOW-LEVEL SEMIVOLATILES BY 8270D				**Matrix:** Groundwater	
HS22010974-02	WG-1620-MW54B-20220120	20 Jan 2022 17:15		25 Jan 2022 10:42	03 Feb 2022 03:36	1
HS22010974-03	WG-1620-MW99C-20220120	20 Jan 2022 17:55		25 Jan 2022 10:42	03 Feb 2022 03:55	1
HS22010974-04	WG-1620-MW84B-20220121	21 Jan 2022 09:15		25 Jan 2022 10:42	03 Feb 2022 04:14	1
HS22010974-05	WG-1620-MW67B-20220121	21 Jan 2022 10:20		25 Jan 2022 10:42	03 Feb 2022 02:39	1
HS22010974-06	WG-1620-MW83C-20220121	21 Jan 2022 11:10		25 Jan 2022 10:42	04 Feb 2022 18:39	1
HS22010974-07	WG-1620-MW83B-20220121	21 Jan 2022 12:00		25 Jan 2022 10:42	07 Feb 2022 18:24	1000
HS22010974-07	WG-1620-MW83B-20220121	21 Jan 2022 12:00		25 Jan 2022 10:42	07 Feb 2022 14:57	10
HS22010974-07	WG-1620-MW83B-20220121	21 Jan 2022 12:00		25 Jan 2022 10:42	04 Feb 2022 18:57	1
HS22010974-08	WG-1620-FD04-20220121	21 Jan 2022 12:00		25 Jan 2022 10:42	07 Feb 2022 18:42	1000
HS22010974-08	WG-1620-FD04-20220121	21 Jan 2022 12:00		25 Jan 2022 10:42	07 Feb 2022 15:56	100
HS22010974-08	WG-1620-FD04-20220121	21 Jan 2022 12:00		25 Jan 2022 10:42	07 Feb 2022 15:38	10
HS22010974-08	WG-1620-FD04-20220121	21 Jan 2022 12:00		25 Jan 2022 10:42	04 Feb 2022 19:16	1
HS22010974-09	WG-1620-MW82B-20220121	21 Jan 2022 12:55		25 Jan 2022 10:42	04 Feb 2022 19:34	1
HS22010974-10	WG-1620-MW22BR-20220121	21 Jan 2022 13:50		25 Jan 2022 10:42	07 Feb 2022 16:15	10
HS22010974-10	WG-1620-MW22BR-20220121	21 Jan 2022 13:50		25 Jan 2022 10:42	04 Feb 2022 19:52	1
HS22010974-11	WG-1620-MW38B-20220121	21 Jan 2022 14:40		25 Jan 2022 10:42	04 Feb 2022 20:10	1
HS22010974-12	WG-1620-MW28C-20220121	21 Jan 2022 16:00		25 Jan 2022 10:42	31 Jan 2022 16:46	1
Batch ID: 175081 (0)	**Test Name :** ICP-MS METALS BY SW6020A				**Matrix:** Groundwater	
HS22010974-02	WG-1620-MW54B-20220120	20 Jan 2022 17:15		04 Feb 2022 16:00	04 Feb 2022 18:44	1
HS22010974-03	WG-1620-MW99C-20220120	20 Jan 2022 17:55		04 Feb 2022 16:00	04 Feb 2022 20:12	1
HS22010974-04	WG-1620-MW84B-20220121	21 Jan 2022 09:15		04 Feb 2022 16:00	04 Feb 2022 20:14	1
HS22010974-05	WG-1620-MW67B-20220121	21 Jan 2022 10:20		04 Feb 2022 16:00	04 Feb 2022 18:32	1
HS22010974-06	WG-1620-MW83C-20220121	21 Jan 2022 11:10		04 Feb 2022 16:00	04 Feb 2022 20:16	1
HS22010974-07	WG-1620-MW83B-20220121	21 Jan 2022 12:00		04 Feb 2022 16:00	04 Feb 2022 20:18	1
HS22010974-08	WG-1620-FD04-20220121	21 Jan 2022 12:00		04 Feb 2022 16:00	04 Feb 2022 20:20	1
HS22010974-09	WG-1620-MW82B-20220121	21 Jan 2022 12:55		04 Feb 2022 16:00	07 Feb 2022 12:21	20
HS22010974-09	WG-1620-MW82B-20220121	21 Jan 2022 12:55		04 Feb 2022 16:00	04 Feb 2022 20:22	1
HS22010974-10	WG-1620-MW22BR-20220121	21 Jan 2022 13:50		04 Feb 2022 16:00	04 Feb 2022 20:24	1
HS22010974-11	WG-1620-MW38B-20220121	21 Jan 2022 14:40		04 Feb 2022 16:00	04 Feb 2022 20:26	1
Batch ID: 175082 (0)	**Test Name :** ICP-MS METALS BY SW6020A				**Matrix:** Groundwater	
HS22010974-12	WG-1620-MW28C-20220121	21 Jan 2022 16:00		04 Feb 2022 16:00	04 Feb 2022 21:37	1

Client: Golder Associates Inc.
Project: Houston TX-Wood Preserving Works
WorkOrder: HS22010974

DATES REPORT

Sample ID	Client Samp ID	Collection Date	Leachate Date	Prep Date	Analysis Date	DF
Batch ID: R401235 (0)	**Test Name :** LOW LEVEL VOLATILES BY SW8260C				**Matrix:** Groundwater	
HS22010974-02	WG-1620-MW54B-20220120	20 Jan 2022 17:15			29 Jan 2022 03:57	1
HS22010974-03	WG-1620-MW99C-20220120	20 Jan 2022 17:55			29 Jan 2022 04:18	1
HS22010974-04	WG-1620-MW84B-20220121	21 Jan 2022 09:15			29 Jan 2022 04:39	1
HS22010974-05	WG-1620-MW67B-20220121	21 Jan 2022 10:20			29 Jan 2022 01:29	1
HS22010974-06	WG-1620-MW83C-20220121	21 Jan 2022 11:10			29 Jan 2022 05:00	1
HS22010974-07	WG-1620-MW83B-20220121	21 Jan 2022 12:00			29 Jan 2022 05:21	1
HS22010974-08	WG-1620-FD04-20220121	21 Jan 2022 12:00			29 Jan 2022 05:42	1
HS22010974-09	WG-1620-MW82B-20220121	21 Jan 2022 12:55			29 Jan 2022 06:03	1
HS22010974-10	WG-1620-MW22BR-20220121	21 Jan 2022 13:50			29 Jan 2022 06:24	1
HS22010974-11	WG-1620-MW38B-20220121	21 Jan 2022 14:40			29 Jan 2022 06:45	1
HS22010974-12	WG-1620-MW28C-20220121	21 Jan 2022 16:00			29 Jan 2022 01:50	1
Batch ID: R401235 (0)	**Test Name :** LOW LEVEL VOLATILES BY SW8260C				**Matrix:** Water	
HS22010974-01	WQ-1620-TB08-20220121	21 Jan 2022 00:00			29 Jan 2022 00:47	1

WorkOrder: HS22010974
InstrumentID: ICPMS06
Test Code: ICP_TW
Test Number: SW6020A
Test Name: ICP-MS Metals by SW6020A

METHOD DETECTION / REPORTING LIMITS

Matrix: Aqueous **Units:** mg/L

Type	Analyte	CAS	DCS Spike	DCS	MDL	PQL
A	Arsenic	7440-38-2	0.00125	0.00112	0.000400	0.00200
A	Calcium	7440-70-2	0.0500	0.0394	0.0340	0.500
A	Iron	7439-89-6	0.0500	0.0481	0.0120	0.200
A	Magnesium	7439-95-4	0.0500	0.0509	0.0100	0.200
A	Manganese	7439-96-5	0.00250	0.00255	0.000700	0.00500
A	Potassium	7440-09-7	0.0500	0.0399	0.0180	0.200
A	Sodium	7440-23-5	0.0500	0.0338	0.0140	0.200

WorkOrder: HS22010974
InstrumentID: SV-8
Test Code: 8270_LOW_W
Test Number: SW8270
Test Name: Low-Level Semivolatiles by 8270D

METHOD DETECTION / REPORTING LIMITS

Matrix: Aqueous **Units:** mg/L

Type	Analyte	CAS	DCS Spike	DCS	MDL	PQL
A	1,2-Diphenylhydrazine	122-66-7	0.00010	0.000080	0.000021	0.00020
A	2,4-Dimethylphenol	105-67-9	0.00010	0.000031	0.000040	0.00020
A	2,4-Dinitrotoluene	121-14-2	0.00010	0.00010	0.000058	0.00020
A	2,6-Dinitrotoluene	606-20-2	0.00010	0.000081	0.000042	0.00020
A	2-Chloronaphthalene	91-58-7	0.00010	0.000079	0.000021	0.00020
A	2-Methylnaphthalene	91-57-6	0.000050	0.000049	0.000019	0.00010
A	4,6-Dinitro-2-methylphenol	534-52-1	0.00010	0.000064	0.000020	0.00020
A	4-Nitrophenol	100-02-7	0.00010	0.000063	0.000047	0.0010
A	Acenaphthene	83-32-9	0.000050	0.000046	0.000027	0.00010
A	Acenaphthylene	208-96-8	0.000050	0.000050	0.000015	0.00010
A	Anthracene	120-12-7	0.000050	0.000053	0.000014	0.00010
A	Benz(a)anthracene	56-55-3	0.000050	0.000067	0.000050	0.00010
A	Benzo(a)pyrene	50-32-8	0.000050	0.000059	0.000020	0.00010
A	Bis(2-chloroethoxy)methane	111-91-1	0.00010	0.000085	0.000030	0.00020
A	Bis(2-ethylhexyl)phthalate	117-81-7	0.00010	0.000093	0.000037	0.00020
A	Chrysene	218-01-9	0.000050	0.000057	0.000021	0.00010
A	Dibenzofuran	132-64-9	0.000050	0.000049	0.000020	0.00010
A	Di-n-butyl phthalate	84-74-2	0.00010	0.000091	0.000020	0.00020
A	Fluoranthene	206-44-0	0.000050	0.000052	0.000010	0.00010
A	Fluorene	86-73-7	0.000050	0.000062	0.000030	0.00010
A	Naphthalene	91-20-3	0.000050	0.000055	0.000020	0.00010
A	Nitrobenzene	98-95-3	0.00010	0.00010	0.000024	0.00020
A	N-Nitrosodiphenylamine	86-30-6	0.00010	0.000077	0.000025	0.00020
A	Pentachlorophenol	87-86-5	0.00010	0.00010	0.000079	0.00020
A	Phenanthrene	85-01-8	0.000050	0.000044	0.000021	0.00010
A	Phenol	108-95-2	0.00010	0.000076	0.000035	0.00020
A	Pyrene	129-00-0	0.000050	0.000065	0.000019	0.00010
S	2,4,6-Tribromophenol	118-79-6	0	0	0	0.00020
S	2-Fluorobiphenyl	321-60-8	0	0	0	0.00020
S	2-Fluorophenol	367-12-4	0	0	0	0.00020
S	4-Terphenyl-d14	1718-51-0	0	0	0	0.00020
S	Nitrobenzene-d5	4165-60-0	0	0	0	0.00020
S	Phenol-d6	13127-88-3	0	0	0	0.00020

WorkOrder: HS22010974
InstrumentID: SV-7
Test Code: 8270_LOW_W
Test Number: SW8270
Test Name: Low-Level Semivolatiles by 8270D

METHOD DETECTION / REPORTING LIMITS

Matrix: Aqueous **Units:** mg/L

Type	Analyte	CAS	DCS Spike	DCS	MDL	PQL
A	1,2-Diphenylhydrazine	122-66-7	0.00010	0.000085	0.000021	0.00020
A	2,4-Dimethylphenol	105-67-9	0.00010	0.000087	0.000040	0.00020
A	2,4-Dinitrotoluene	121-14-2	0.00010	0.000079	0.000058	0.00020
A	2,6-Dinitrotoluene	606-20-2	0.00010	0.000086	0.000042	0.00020
A	2-Chloronaphthalene	91-58-7	0.00010	0.000083	0.000021	0.00020
A	2-Methylnaphthalene	91-57-6	0.000050	0.000047	0.000019	0.00010
A	4,6-Dinitro-2-methylphenol	534-52-1	0.00010	0.000080	0.000020	0.00020
A	4-Nitrophenol	100-02-7	0.00010	0.000070	0.000047	0.0010
A	Acenaphthene	83-32-9	0.000050	0.000044	0.000027	0.00010
A	Acenaphthylene	208-96-8	0.000050	0.000044	0.000015	0.00010
A	Anthracene	120-12-7	0.000050	0.000048	0.000014	0.00010
A	Benz(a)anthracene	56-55-3	0.000050	0.000053	0.000050	0.00010
A	Benzo(a)pyrene	50-32-8	0.000050	0.000048	0.000020	0.00010
A	Bis(2-chloroethoxy)methane	111-91-1	0.00010	0.000084	0.000030	0.00020
A	Bis(2-ethylhexyl)phthalate	117-81-7	0.00010	0.000089	0.000037	0.00020
A	Chrysene	218-01-9	0.000050	0.000050	0.000021	0.00010
A	Dibenzofuran	132-64-9	0.000050	0.000042	0.000020	0.00010
A	Di-n-butyl phthalate	84-74-2	0.00010	0.000097	0.000020	0.00020
A	Fluoranthene	206-44-0	0.000050	0.000053	0.000010	0.00010
A	Fluorene	86-73-7	0.000050	0.000045	0.000030	0.00010
A	Naphthalene	91-20-3	0.000050	0.000050	0.000020	0.00010
A	Nitrobenzene	98-95-3	0.00010	0.000096	0.000024	0.00020
A	N-Nitrosodiphenylamine	86-30-6	0.00010	0.000079	0.000025	0.00020
A	Pentachlorophenol	87-86-5	0.00010	0.000078	0.000079	0.00020
A	Phenanthrene	85-01-8	0.000050	0.000050	0.000021	0.00010
A	Phenol	108-95-2	0.00010	0.000081	0.000035	0.00020
A	Pyrene	129-00-0	0.000050	0.000048	0.000019	0.00010
S	2,4,6-Tribromophenol	118-79-6	0	0	0	0.00020
S	2-Fluorobiphenyl	321-60-8	0	0	0	0.00020
S	2-Fluorophenol	367-12-4	0	0	0	0.00020
S	4-Terphenyl-d14	1718-51-0	0	0	0	0.00020
S	Nitrobenzene-d5	4165-60-0	0	0	0	0.00020
S	Phenol-d6	13127-88-3	0	0	0	0.00020

WorkOrder: HS22010974
InstrumentID: VOA6
Test Code: 8260_LL_W
Test Number: SW8260
Test Name: Low Level Volatiles by SW8260C

METHOD DETECTION / REPORTING LIMITS

Matrix: Aqueous **Units:** mg/L

Type	Analyte	CAS	DCS Spike	DCS	MDL	PQL
A	1,2-Dichloroethane	107-06-2	0.00050	0.00068	0.00020	0.0010
A	Benzene	71-43-2	0.00050	0.00062	0.00020	0.0010
A	Chlorobenzene	108-90-7	0.0010	0.0011	0.00030	0.0010
A	Ethylbenzene	100-41-4	0.0010	0.0011	0.00030	0.0010
A	Methylene chloride	75-09-2	0.0020	0.0013	0.0010	0.0020
A	Toluene	108-88-3	0.00050	0.00062	0.00020	0.0010
A	Xylenes, Total	1330-20-7	0.0010	0.0032	0.00030	0.0010
S	1,2-Dichloroethane-d4	17060-07-0	0	0	0	0.0010
S	4-Bromofluorobenzene	460-00-4	0	0	0	0.0010
S	Dibromofluoromethane	1868-53-7	0	0	0	0.0010
S	Toluene-d8	2037-26-5	0	0	0	0.0010

Client: Golder Associates Inc.
Project: Houston TX-Wood Preserving Works
WorkOrder: HS22010974

QC BATCH REPORT

Batch ID: 175081 (0) **Instrument: ICPMS06** **Method: ICP-MS METALS BY SW6020A**

MBLK Sample ID: **MBLK-175081** Units: **mg/L** Analysis Date: **04-Feb-2022 18:26**
Client ID: Run ID: **ICPMS06_401621** SeqNo: **6490396** PrepDate: **04-Feb-2022** DF: **1**

Analyte	Result	MQL	SPK Val	SPK Ref Value	%REC	Control Limit	RPD Ref Value	%RPD	RPD Limit	Qual
Arsenic	< 0.000400	0.00200								
Calcium	< 0.0340	0.500								
Iron	< 0.0120	0.200								
Magnesium	< 0.0100	0.200								
Manganese	< 0.000700	0.00500								
Potassium	< 0.0180	0.200								
Sodium	0.04078	0.200								J

LCS Sample ID: **LCS-175081** Units: **mg/L** Analysis Date: **04-Feb-2022 18:28**
Client ID: Run ID: **ICPMS06_401621** SeqNo: **6490397** PrepDate: **04-Feb-2022** DF: **1**

Analyte	Result	MQL	SPK Val	SPK Ref Value	%REC	Control Limit	RPD Ref Value	%RPD	RPD Limit	Qual
Arsenic	0.0498	0.00200	0.05	0	99.6	80 - 120				
Calcium	4.663	0.500	5	0	93.3	80 - 120				
Iron	4.877	0.200	5	0	97.5	80 - 120				
Magnesium	4.872	0.200	5	0	97.4	80 - 120				
Manganese	0.04954	0.00500	0.05	0	99.1	80 - 120				
Potassium	4.736	0.200	5	0	94.7	80 - 120				
Sodium	4.907	0.200	5	0	98.1	80 - 120				

MS Sample ID: **HS22010974-05MS** Units: **mg/L** Analysis Date: **04-Feb-2022 18:36**
Client ID: **WG-1620-MW67B-20220121** Run ID: **ICPMS06_401621** SeqNo: **6490400** PrepDate: **04-Feb-2022** DF: **1**

Analyte	Result	MQL	SPK Val	SPK Ref Value	%REC	Control Limit	RPD Ref Value	%RPD	RPD Limit	Qual
Arsenic	0.04941	0.00200	0.05	0.00019	98.4	80 - 120				
Iron	4.86	0.200	5	0.01212	97.0	80 - 120				
Magnesium	5.428	0.200	5	0.6092	96.4	80 - 120				
Manganese	0.04982	0.00500	0.05	0.001211	97.2	80 - 120				
Potassium	5.796	0.200	5	1.104	93.8	80 - 120				
Sodium	6.546	0.200	5	1.688	97.2	80 - 120				

Client: Golder Associates Inc.
Project: Houston TX-Wood Preserving Works
WorkOrder: HS22010974

QC BATCH REPORT

Batch ID: 175081 (0) **Instrument:** ICPMS06 **Method:** ICP-MS METALS BY SW6020A

MS Sample ID: **HS22010974-05MS** Units: **mg/L** Analysis Date: **07-Feb-2022 13:51**
Client ID: **WG-1620-MW67B-20220121** Run ID: **ICPMS06_401718** SeqNo: **6491872** PrepDate: **04-Feb-2022** DF: **1**

Analyte	Result	MQL	SPK Val	SPK Ref Value	%REC	Control Limit	RPD Ref Value	%RPD	RPD Limit	Qual
Calcium	23.84	0.500	5	17.84	120	80 - 120				

MSD Sample ID: **HS22010974-05MSD** Units: **mg/L** Analysis Date: **04-Feb-2022 18:40**
Client ID: **WG-1620-MW67B-20220121** Run ID: **ICPMS06_401621** SeqNo: **6490402** PrepDate: **04-Feb-2022** DF: **1**

Analyte	Result	MQL	SPK Val	SPK Ref Value	%REC	Control Limit	RPD Ref Value	%RPD	RPD Limit	Qual
Arsenic	0.0468	0.00200	0.05	0.00019	93.2	80 - 120	0.04941	5.42	20	
Calcium	23.53	0.500	5	17.84	114	80 - 120	24.35	3.41	20	
Iron	4.525	0.200	5	0.01212	90.3	80 - 120	4.86	7.14	20	
Magnesium	5.091	0.200	5	0.6092	89.6	80 - 120	5.428	6.41	20	
Manganese	0.04727	0.00500	0.05	0.001211	92.1	80 - 120	0.04982	5.25	20	
Potassium	5.517	0.200	5	1.104	88.3	80 - 120	5.796	4.94	20	
Sodium	6.283	0.200	5	1.688	91.9	80 - 120	6.546	4.1	20	

SD Sample ID: **HS22010974-05SD** Units: **mg/L** Analysis Date: **04-Feb-2022 18:34**
Client ID: **WG-1620-MW67B-20220121** Run ID: **ICPMS06_401621** SeqNo: **6490399** PrepDate: **04-Feb-2022** DF: **5**

Analyte	Result	MQL	SPK Val	SPK Ref Value	%REC	Control Limit	RPD Ref Value	%D	%D Limit	Qual
Arsenic	< 0.00200	0.0100					0.00019	0	10	
Calcium	18.11	2.50					17.84	1.5	10	
Iron	< 0.0600	1.00					0.01212	0	10	
Magnesium	0.6205	1.00					0.6092	0	10	J
Manganese	< 0.00350	0.0250					0.001211	0	10	
Potassium	1.069	1.00					1.104	3.16	10	
Sodium	1.836	1.00					1.688	8.78	10	

The following samples were analyzed in this batch:

HS22010974-02	HS22010974-03	HS22010974-04	HS22010974-05
HS22010974-06	HS22010974-07	HS22010974-08	HS22010974-09
HS22010974-10	HS22010974-11		

Client: Golder Associates Inc.
Project: Houston TX-Wood Preserving Works
WorkOrder: HS22010974

QC BATCH REPORT

Batch ID: 175082 (0) **Instrument:** ICPMS06 **Method:** ICP-MS METALS BY SW6020A

MBLK Sample ID: **MBLK-175082** Units: **mg/L** Analysis Date: **04-Feb-2022 21:33**
Client ID: Run ID: **ICPMS06_401621** SeqNo: **6490508** PrepDate: **04-Feb-2022** DF: **1**

Analyte	Result	MQL	SPK Val	SPK Ref Value	%REC	Control Limit	RPD Ref Value	%RPD	RPD Limit	Qual
Arsenic	< 0.000400	0.00200								
Calcium	< 0.0340	0.500								
Iron	< 0.0120	0.200								
Magnesium	0.01706	0.200								J
Manganese	< 0.000700	0.00500								
Potassium	< 0.0180	0.200								
Sodium	< 0.0140	0.200								

LCS Sample ID: **LCS-175082** Units: **mg/L** Analysis Date: **04-Feb-2022 21:35**
Client ID: Run ID: **ICPMS06_401621** SeqNo: **6490509** PrepDate: **04-Feb-2022** DF: **1**

Analyte	Result	MQL	SPK Val	SPK Ref Value	%REC	Control Limit	RPD Ref Value	%RPD	RPD Limit	Qual
Arsenic	0.04885	0.00200	0.05	0	97.7	80 - 120				
Calcium	4.767	0.500	5	0	95.3	80 - 120				
Iron	4.821	0.200	5	0	96.4	80 - 120				
Magnesium	4.917	0.200	5	0	98.3	80 - 120				
Manganese	0.04845	0.00500	0.05	0	96.9	80 - 120				
Potassium	4.948	0.200	5	0	99.0	80 - 120				
Sodium	4.834	0.200	5	0	96.7	80 - 120				

MS Sample ID: **HS22010974-12MS** Units: **mg/L** Analysis Date: **04-Feb-2022 21:41**
Client ID: **WG-1620-MW28C-20220121** Run ID: **ICPMS06_401621** SeqNo: **6490512** PrepDate: **04-Feb-2022** DF: **1**

Analyte	Result	MQL	SPK Val	SPK Ref Value	%REC	Control Limit	RPD Ref Value	%RPD	RPD Limit	Qual
Arsenic	0.05158	0.00200	0.05	0.000758	102	80 - 120				
Calcium	27.1	0.500	5	22.06	101	80 - 120				O
Iron	4.892	0.200	5	0.00862	97.7	80 - 120				
Magnesium	5.213	0.200	5	0.2865	98.5	80 - 120				
Manganese	0.05044	0.00500	0.05	0.001469	98.0	80 - 120				
Potassium	8.557	0.200	5	3.613	98.9	80 - 120				
Sodium	10.85	0.200	5	5.729	102	80 - 120				

Client: Golder Associates Inc.
Project: Houston TX-Wood Preserving Works
WorkOrder: HS22010974

QC BATCH REPORT

Batch ID: **175082 (0)** **Instrument:** **ICPMS06** **Method:** **ICP-MS METALS BY SW6020A**

MSD Sample ID: **HS22010974-12MSD** Units: **mg/L** Analysis Date: **04-Feb-2022 21:43**
Client ID: **WG-1620-MW28C-20220121** Run ID: **ICPMS06_401621** SeqNo: **6490513** PrepDate: **04-Feb-2022** DF: **1**

Analyte	Result	MQL	SPK Val	SPK Ref Value	%REC	Control Limit	RPD Ref Value	%RPD	RPD Limit	Qual
Arsenic	0.04968	0.00200	0.05	0.000758	97.8	80 - 120	0.05158	3.76	20	
Calcium	27.2	0.500	5	22.06	103	80 - 120	27.1	0.383	20	O
Iron	4.815	0.200	5	0.00862	96.1	80 - 120	4.892	1.58	20	
Magnesium	5.071	0.200	5	0.2865	95.7	80 - 120	5.213	2.75	20	
Manganese	0.04931	0.00500	0.05	0.001469	95.7	80 - 120	0.05044	2.27	20	
Potassium	8.409	0.200	5	3.613	95.9	80 - 120	8.557	1.74	20	
Sodium	10.6	0.200	5	5.729	97.5	80 - 120	10.85	2.29	20	

SD Sample ID: **HS22010974-12SD** Units: **mg/L** Analysis Date: **04-Feb-2022 21:39**
Client ID: **WG-1620-MW28C-20220121** Run ID: **ICPMS06_401621** SeqNo: **6490511** PrepDate: **04-Feb-2022** DF: **5**

Analyte	Result	MQL	SPK Val	SPK Ref Value	%REC	Control Limit	RPD Ref Value	%D	%D Limit	Qual
Arsenic	< 0.00200	0.0100					0.000758	0	10	
Calcium	22.03	2.50					22.06	0.135	10	
Iron	< 0.0600	1.00					0.00862	0	10	
Magnesium	0.2784	1.00					0.2865	0	10	J
Manganese	< 0.00350	0.0250					0.001469	0	10	
Potassium	3.623	1.00					3.613	0.287	10	
Sodium	5.458	1.00					5.729	4.73	10	

The following samples were analyzed in this batch: HS22010974-12

Client: Golder Associates Inc.
Project: Houston TX-Wood Preserving Works
WorkOrder: HS22010974

QC BATCH REPORT

Batch ID: 174709 (0) **Instrument: SV-7** **Method: LOW-LEVEL SEMIVOLATILES BY 8270D**

MBLK Sample ID: **MBLK-174709** Units: **ug/L** Analysis Date: **31-Jan-2022 12:58**
Client ID: Run ID: **SV-7_401322** SeqNo: **6483392** PrepDate: **25-Jan-2022** DF: **1**

Analyte	Result	MQL	SPK Val	SPK Ref Value	%REC	Control Limit	RPD Ref Value	%RPD	RPD Limit	Qual
1,2-Diphenylhydrazine	< 0.021	0.20								
2,4-Dimethylphenol	< 0.040	0.20								
2,4-Dinitrotoluene	< 0.058	0.20								
2,6-Dinitrotoluene	< 0.042	0.20								
2-Chloronaphthalene	< 0.021	0.20								
2-Methylnaphthalene	< 0.019	0.10								
4,6-Dinitro-2-methylphenol	< 0.020	0.20								
4-Nitrophenol	< 0.047	1.0								
Acenaphthene	< 0.027	0.10								
Acenaphthylene	< 0.015	0.10								
Anthracene	< 0.014	0.10								
Benz(a)anthracene	< 0.050	0.10								
Benzo(a)pyrene	< 0.020	0.10								
Bis(2-chloroethoxy)methane	< 0.030	0.20								
Bis(2-ethylhexyl)phthalate	< 0.037	0.20								
Chrysene	< 0.021	0.10								
Dibenzofuran	< 0.020	0.10								
Di-n-butyl phthalate	< 0.020	0.20								
Fluoranthene	< 0.010	0.10								
Fluorene	< 0.030	0.10								
Naphthalene	< 0.020	0.10								
Nitrobenzene	< 0.024	0.20								
N-Nitrosodiphenylamine	< 0.025	0.20								
Pentachlorophenol	< 0.079	0.20								
Phenanthrene	< 0.021	0.10								
Phenol	< 0.035	0.20								
Pyrene	< 0.019	0.10								
Surr: 2,4,6-Tribromophenol	*3.068*	*0.20*	*5*	*0*	*61.4*	*34 - 129*				
Surr: 2-Fluorobiphenyl	*3.213*	*0.20*	*5*	*0*	*64.3*	*40 - 125*				
Surr: 2-Fluorophenol	*3.389*	*0.20*	*5*	*0*	*67.8*	*20 - 120*				
Surr: 4-Terphenyl-d14	*3.899*	*0.20*	*5*	*0*	*78.0*	*40 - 135*				
Surr: Nitrobenzene-d5	*3.05*	*0.20*	*5*	*0*	*61.0*	*41 - 120*				
Surr: Phenol-d6	*3.235*	*0.20*	*5*	*0*	*64.7*	*20 - 120*				

Client: Golder Associates Inc.
Project: Houston TX-Wood Preserving Works
WorkOrder: HS22010974

QC BATCH REPORT

Batch ID: 174709 (0) **Instrument: SV-7** **Method: LOW-LEVEL SEMIVOLATILES BY 8270D**

LCS Sample ID: **LCS-174709** Units: **ug/L** Analysis Date: **31-Jan-2022 13:16**
Client ID: Run ID: **SV-7_401322** SeqNo: **6483393** PrepDate: **25-Jan-2022** DF: **1**

Analyte	Result	MQL	SPK Val	SPK Ref Value	%REC	Control Limit	RPD Ref Value	%RPD	RPD Limit	Qual
1,2-Diphenylhydrazine	3.468	0.20	5	0	69.4	39 - 127				
2,4-Dimethylphenol	3.277	0.20	5	0	65.5	35 - 120				
2,4-Dinitrotoluene	3.713	0.20	5	0	74.3	50 - 122				
2,6-Dinitrotoluene	3.782	0.20	5	0	75.6	50 - 120				
2-Chloronaphthalene	3.782	0.20	5	0	75.6	50 - 120				
2-Methylnaphthalene	3.597	0.10	5	0	71.9	50 - 120				
4,6-Dinitro-2-methylphenol	3.637	0.20	5	0	72.7	25 - 121				
4-Nitrophenol	3.649	1.0	5	0	73.0	30 - 130				
Acenaphthene	3.306	0.10	5	0	66.1	45 - 120				
Acenaphthylene	3.449	0.10	5	0	69.0	47 - 120				
Anthracene	3.517	0.10	5	0	70.3	45 - 120				
Benz(a)anthracene	3.14	0.10	5	0	62.8	40 - 120				
Benzo(a)pyrene	2.776	0.10	5	0	55.5	45 - 120				
Bis(2-chloroethoxy)methane	3.328	0.20	5	0	66.6	45 - 120				
Bis(2-ethylhexyl)phthalate	3.459	0.20	5	0	69.2	40 - 139				
Chrysene	3.929	0.10	5	0	78.6	43 - 120				
Dibenzofuran	3.415	0.10	5	0	68.3	50 - 120				
Di-n-butyl phthalate	3.633	0.20	5	0	72.7	45 - 123				
Fluoranthene	3.719	0.10	5	0	74.4	45 - 125				
Fluorene	3.431	0.10	5	0	68.6	49 - 120				
Naphthalene	3.283	0.10	5	0	65.7	45 - 120				
Nitrobenzene	3.196	0.20	5	0	63.9	44 - 120				
N-Nitrosodiphenylamine	3.41	0.20	5	0	68.2	40 - 125				
Pentachlorophenol	3.362	0.20	5	0	67.2	19 - 121				
Phenanthrene	3.459	0.10	5	0	69.2	45 - 121				
Phenol	3.22	0.20	5	0	64.4	20 - 124				
Pyrene	3.584	0.10	5	0	71.7	40 - 130				
Surr: 2,4,6-Tribromophenol	*3.685*	*0.20*	*5*	*0*	*73.7*	*34 - 129*				
Surr: 2-Fluorobiphenyl	*3.557*	*0.20*	*5*	*0*	*71.1*	*40 - 125*				
Surr: 2-Fluorophenol	*3.468*	*0.20*	*5*	*0*	*69.4*	*20 - 120*				
Surr: 4-Terphenyl-d14	*3.411*	*0.20*	*5*	*0*	*68.2*	*40 - 135*				
Surr: Nitrobenzene-d5	*3.261*	*0.20*	*5*	*0*	*65.2*	*41 - 120*				
Surr: Phenol-d6	*3.17*	*0.20*	*5*	*0*	*63.4*	*20 - 120*				

Client: Golder Associates Inc.
Project: Houston TX-Wood Preserving Works
WorkOrder: HS22010974

QC BATCH REPORT

Batch ID: **174709 (0)** **Instrument:** **SV-7** **Method:** **LOW-LEVEL SEMIVOLATILES BY 8270D**

MS Sample ID: **HS22010974-12MS** Units: **ug/L** Analysis Date: **31-Jan-2022 17:05**
Client ID: **WG-1620-MW28C-20220121** Run ID: **SV-7_401322** SeqNo: **6484235** PrepDate: **25-Jan-2022** DF: **1**

Analyte	Result	MQL	SPK Val	SPK Ref Value	%REC	Control Limit	RPD Ref Value	%RPD	RPD Limit	Qual
1,2-Diphenylhydrazine	2.779	0.20	5	0	55.6	39 - 127				
2,4-Dimethylphenol	2.546	0.20	5	0	50.9	35 - 120				
2,4-Dinitrotoluene	3.525	0.20	5	0	70.5	50 - 122				
2,6-Dinitrotoluene	3.198	0.20	5	0	64.0	50 - 120				
2-Chloronaphthalene	3.345	0.20	5	0	66.9	50 - 120				
2-Methylnaphthalene	2.881	0.10	5	0	57.6	50 - 120				
4,6-Dinitro-2-methylphenol	3.03	0.20	5	0	60.6	25 - 121				
4-Nitrophenol	2.424	1.0	5	0	48.5	30 - 130				
Acenaphthene	2.793	0.10	5	0	55.9	45 - 120				
Acenaphthylene	2.919	0.10	5	0	58.4	47 - 120				
Anthracene	3.351	0.10	5	0	67.0	45 - 120				
Benz(a)anthracene	3.263	0.10	5	0	65.3	40 - 120				
Benzo(a)pyrene	3.059	0.10	5	0	61.2	45 - 120				
Bis(2-chloroethoxy)methane	2.636	0.20	5	0	52.7	45 - 120				
Bis(2-ethylhexyl)phthalate	4.025	0.20	5	0	80.5	40 - 139				
Chrysene	4.153	0.10	5	0	83.1	43 - 120				
Dibenzofuran	2.97	0.10	5	0	59.4	50 - 120				
Di-n-butyl phthalate	3.848	0.20	5	0	77.0	45 - 123				
Fluoranthene	3.81	0.10	5	0	76.2	45 - 125				
Fluorene	3.089	0.10	5	0	61.8	49 - 120				
Naphthalene	2.835	0.10	5	0.03955	55.9	45 - 120				
Nitrobenzene	2.593	0.20	5	0	51.9	44 - 120				
N-Nitrosodiphenylamine	3.25	0.20	5	0	65.0	40 - 125				
Pentachlorophenol	3.114	0.20	5	0	62.3	19 - 121				
Phenanthrene	3.305	0.10	5	0	66.1	45 - 121				
Phenol	2.718	0.20	5	0	54.4	20 - 124				
Pyrene	3.714	0.10	5	0	74.3	40 - 130				
Surr: 2,4,6-Tribromophenol	*3.741*	*0.20*	*5*	*0*	*74.8*	*34 - 129*				
Surr: 2-Fluorobiphenyl	*3.183*	*0.20*	*5*	*0*	*63.7*	*40 - 125*				
Surr: 2-Fluorophenol	*2.621*	*0.20*	*5*	*0*	*52.4*	*20 - 120*				
Surr: 4-Terphenyl-d14	*4.33*	*0.20*	*5*	*0*	*86.6*	*40 - 135*				
Surr: Nitrobenzene-d5	*2.711*	*0.20*	*5*	*0*	*54.2*	*41 - 120*				
Surr: Phenol-d6	*2.781*	*0.20*	*5*	*0*	*55.6*	*20 - 120*				

Client: Golder Associates Inc.
Project: Houston TX-Wood Preserving Works
WorkOrder: HS22010974

QC BATCH REPORT

Batch ID: **174709 (0)** **Instrument:** **SV-7** **Method:** **LOW-LEVEL SEMIVOLATILES BY 8270D**

MS Sample ID: **HS22010974-05MS** Units: **ug/L** Analysis Date: **03-Feb-2022 02:58**
Client ID: **WG-1620-MW67B-20220121** Run ID: **SV-8_401672** SeqNo: **6490820** PrepDate: **25-Jan-2022** DF: **1**

Analyte	Result	MQL	SPK Val	SPK Ref Value	%REC	Control Limit	RPD Ref Value	%RPD	RPD Limit	Qual
1,2-Diphenylhydrazine	4.982	0.20	5	0	99.6	39 - 127				
2,4-Dimethylphenol	4.081	0.20	5	0	81.6	35 - 120				
2,4-Dinitrotoluene	5.662	0.20	5	0	113	50 - 122				
2,6-Dinitrotoluene	5.849	0.20	5	0	117	50 - 120				
2-Chloronaphthalene	4.64	0.20	5	0	92.8	50 - 120				
2-Methylnaphthalene	4.276	0.10	5	0	85.5	50 - 120				
4,6-Dinitro-2-methylphenol	2.858	0.20	5	0	57.2	25 - 121				
4-Nitrophenol	4.952	1.0	5	0	99.0	30 - 130				
Acenaphthene	4.395	0.10	5	0	87.9	45 - 120				
Acenaphthylene	4.723	0.10	5	0	94.5	47 - 120				
Anthracene	5.523	0.10	5	0	110	45 - 120				
Benz(a)anthracene	6.224	0.10	5	0	124	40 - 120				S
Benzo(a)pyrene	6.65	0.10	5	0	133	45 - 120				S
Bis(2-chloroethoxy)methane	4.13	0.20	5	0	82.6	45 - 120				
Bis(2-ethylhexyl)phthalate	6.515	0.20	5	0	130	40 - 139				
Chrysene	5.858	0.10	5	0	117	43 - 120				
Dibenzofuran	4.802	0.10	5	0	96.0	50 - 120				
Di-n-butyl phthalate	6.27	0.20	5	0	125	45 - 123				S
Fluoranthene	6.128	0.10	5	0	123	45 - 125				
Fluorene	5.175	0.10	5	0	104	49 - 120				
Naphthalene	4.177	0.10	5	0	83.5	45 - 120				
Nitrobenzene	4.21	0.20	5	0	84.2	44 - 120				
N-Nitrosodiphenylamine	5.458	0.20	5	0	109	40 - 125				
Pentachlorophenol	4.793	0.20	5	0	95.9	19 - 121				
Phenanthrene	5.406	0.10	5	0	108	45 - 121				
Phenol	3.863	0.20	5	0	77.3	20 - 124				
Pyrene	5.943	0.10	5	0	119	40 - 130				
Surr: 2,4,6-Tribromophenol	*5.86*	*0.20*	*5*	*0*	*117*	*34 - 129*				
Surr: 2-Fluorobiphenyl	*4.652*	*0.20*	*5*	*0*	*93.0*	*40 - 125*				
Surr: 2-Fluorophenol	*4.065*	*0.20*	*5*	*0*	*81.3*	*20 - 120*				
Surr: 4-Terphenyl-d14	*6.496*	*0.20*	*5*	*0*	*130*	*40 - 135*				
Surr: Nitrobenzene-d5	*4.212*	*0.20*	*5*	*0*	*84.2*	*41 - 120*				
Surr: Phenol-d6	*4.284*	*0.20*	*5*	*0*	*85.7*	*20 - 120*				

Client: Golder Associates Inc.
Project: Houston TX-Wood Preserving Works
WorkOrder: HS22010974

QC BATCH REPORT

Batch ID: **174709 (0)** **Instrument:** **SV-7** **Method:** **LOW-LEVEL SEMIVOLATILES BY 8270D**

MSD Sample ID: **HS22010974-12MSD** Units: **ug/L** Analysis Date: **31-Jan-2022 17:23**
Client ID: **WG-1620-MW28C-20220121** Run ID: **SV-7_401322** SeqNo: **6484236** PrepDate: **25-Jan-2022** DF: **1**

Analyte	Result	MQL	SPK Val	SPK Ref Value	%REC	Control Limit	RPD Ref Value	%RPD	RPD Limit	Qual
1,2-Diphenylhydrazine	3.218	0.20	5	0	64.4	39 - 127	2.779	14.6	20	
2,4-Dimethylphenol	2.429	0.20	5	0	48.6	35 - 120	2.546	4.72	20	
2,4-Dinitrotoluene	3.636	0.20	5	0	72.7	50 - 122	3.525	3.09	20	
2,6-Dinitrotoluene	3.365	0.20	5	0	67.3	50 - 120	3.198	5.08	20	
2-Chloronaphthalene	3.3	0.20	5	0	66.0	50 - 120	3.345	1.37	20	
2-Methylnaphthalene	2.739	0.10	5	0	54.8	50 - 120	2.881	5.05	20	
4,6-Dinitro-2-methylphenol	3.689	0.20	5	0	73.8	25 - 121	3.03	19.6	30	
4-Nitrophenol	3.216	1.0	5	0	64.3	30 - 130	2.424	28.1	20	R
Acenaphthene	2.666	0.10	5	0	53.3	45 - 120	2.793	4.64	20	
Acenaphthylene	2.785	0.10	5	0	55.7	47 - 120	2.919	4.72	20	
Anthracene	3.588	0.10	5	0	71.8	45 - 120	3.351	6.81	20	
Benz(a)anthracene	3.652	0.10	5	0	73.0	40 - 120	3.263	11.3	20	
Benzo(a)pyrene	3.294	0.10	5	0	65.9	45 - 120	3.059	7.39	20	
Bis(2-chloroethoxy)methane	2.497	0.20	5	0	49.9	45 - 120	2.636	5.38	20	
Bis(2-ethylhexyl)phthalate	4.278	0.20	5	0	85.6	40 - 139	4.025	6.11	20	
Chrysene	4.549	0.10	5	0	91.0	43 - 120	4.153	9.08	20	
Dibenzofuran	2.842	0.10	5	0	56.8	50 - 120	2.97	4.4	20	
Di-n-butyl phthalate	4.028	0.20	5	0	80.6	45 - 123	3.848	4.56	20	
Fluoranthene	4.045	0.10	5	0	80.9	45 - 125	3.81	5.97	20	
Fluorene	2.926	0.10	5	0	58.5	49 - 120	3.089	5.4	20	
Naphthalene	2.689	0.10	5	0.03955	53.0	45 - 120	2.835	5.29	20	
Nitrobenzene	2.444	0.20	5	0	48.9	44 - 120	2.593	5.88	20	
N-Nitrosodiphenylamine	3.383	0.20	5	0	67.7	40 - 125	3.25	4	20	
Pentachlorophenol	3.7	0.20	5	0	74.0	19 - 121	3.114	17.2	20	
Phenanthrene	3.241	0.10	5	0	64.8	45 - 121	3.305	1.96	20	
Phenol	2.578	0.20	5	0	51.6	20 - 124	2.718	5.31	20	
Pyrene	3.927	0.10	5	0	78.5	40 - 130	3.714	5.59	20	
Surr: 2,4,6-Tribromophenol	*3.487*	*0.20*	*5*	*0*	*69.7*	*34 - 129*	*3.741*	*7.02*	*20*	
Surr: 2-Fluorobiphenyl	*2.652*	*0.20*	*5*	*0*	*53.0*	*40 - 125*	*3.183*	*18.2*	*20*	
Surr: 2-Fluorophenol	*2.336*	*0.20*	*5*	*0*	*46.7*	*20 - 120*	*2.621*	*11.5*	*20*	
Surr: 4-Terphenyl-d14	*3.99*	*0.20*	*5*	*0*	*79.8*	*40 - 135*	*4.33*	*8.17*	*20*	
Surr: Nitrobenzene-d5	*2.405*	*0.20*	*5*	*0*	*48.1*	*41 - 120*	*2.711*	*12*	*20*	
Surr: Phenol-d6	*2.407*	*0.20*	*5*	*0*	*48.1*	*20 - 120*	*2.781*	*14.4*	*20*	

Client: Golder Associates Inc.
Project: Houston TX-Wood Preserving Works
WorkOrder: HS22010974

QC BATCH REPORT

Batch ID: 174709 (0) **Instrument:** SV-7 **Method:** LOW-LEVEL SEMIVOLATILES BY 8270D

MSD Sample ID: **HS22010974-05MSD** Units: **ug/L** Analysis Date: **03-Feb-2022 03:17**
Client ID: **WG-1620-MW67B-20220121** Run ID: **SV-8_401672** SeqNo: **6490821** PrepDate: **25-Jan-2022** DF: **1**

Analyte	Result	MQL	SPK Val	SPK Ref Value	%REC	Control Limit	RPD Ref Value	%RPD	RPD Limit	Qual
1,2-Diphenylhydrazine	4.536	0.20	5	0	90.7	39 - 127	4.982	9.37	20	
2,4-Dimethylphenol	4.224	0.20	5	0	84.5	35 - 120	4.081	3.45	20	
2,4-Dinitrotoluene	5.245	0.20	5	0	105	50 - 122	5.662	7.64	20	
2,6-Dinitrotoluene	5.494	0.20	5	0	110	50 - 120	5.849	6.27	20	
2-Chloronaphthalene	4.655	0.20	5	0	93.1	50 - 120	4.64	0.337	20	
2-Methylnaphthalene	4.279	0.10	5	0	85.6	50 - 120	4.276	0.0802	20	
4,6-Dinitro-2-methylphenol	2.755	0.20	5	0	55.1	25 - 121	2.858	3.67	30	
4-Nitrophenol	4.402	1.0	5	0	88.0	30 - 130	4.952	11.8	20	
Acenaphthene	4.368	0.10	5	0	87.4	45 - 120	4.395	0.609	20	
Acenaphthylene	4.669	0.10	5	0	93.4	47 - 120	4.723	1.15	20	
Anthracene	5.032	0.10	5	0	101	45 - 120	5.523	9.3	20	
Benz(a)anthracene	5.491	0.10	5	0	110	40 - 120	6.224	12.5	20	
Benzo(a)pyrene	6.457	0.10	5	0	129	45 - 120	6.65	2.94	20	S
Bis(2-chloroethoxy)methane	4.293	0.20	5	0	85.9	45 - 120	4.13	3.89	20	
Bis(2-ethylhexyl)phthalate	5.706	0.20	5	0	114	40 - 139	6.515	13.2	20	
Chrysene	5.273	0.10	5	0	105	43 - 120	5.858	10.5	20	
Dibenzofuran	4.617	0.10	5	0	92.3	50 - 120	4.802	3.93	20	
Di-n-butyl phthalate	5.334	0.20	5	0	107	45 - 123	6.27	16.1	20	
Fluoranthene	5.402	0.10	5	0	108	45 - 125	6.128	12.6	20	
Fluorene	4.908	0.10	5	0	98.2	49 - 120	5.175	5.31	20	
Naphthalene	4.237	0.10	5	0	84.7	45 - 120	4.177	1.43	20	
Nitrobenzene	4.228	0.20	5	0	84.6	44 - 120	4.21	0.432	20	
N-Nitrosodiphenylamine	4.976	0.20	5	0	99.5	40 - 125	5.458	9.23	20	
Pentachlorophenol	4.373	0.20	5	0	87.5	19 - 121	4.793	9.18	20	
Phenanthrene	4.904	0.10	5	0	98.1	45 - 121	5.406	9.72	20	
Phenol	4.072	0.20	5	0	81.4	20 - 124	3.863	5.27	20	
Pyrene	5.354	0.10	5	0	107	40 - 130	5.943	10.4	20	
Surr: 2,4,6-Tribromophenol	*5.296*	*0.20*	*5*	*0*	*106*	*34 - 129*	*5.86*	*10.1*	*20*	
Surr: 2-Fluorobiphenyl	*4.613*	*0.20*	*5*	*0*	*92.3*	*40 - 125*	*4.652*	*0.843*	*20*	
Surr: 2-Fluorophenol	*4.091*	*0.20*	*5*	*0*	*81.8*	*20 - 120*	*4.065*	*0.645*	*20*	
Surr: 4-Terphenyl-d14	*5.698*	*0.20*	*5*	*0*	*114*	*40 - 135*	*6.496*	*13.1*	*20*	
Surr: Nitrobenzene-d5	*4.224*	*0.20*	*5*	*0*	*84.5*	*41 - 120*	*4.212*	*0.289*	*20*	
Surr: Phenol-d6	*4.29*	*0.20*	*5*	*0*	*85.8*	*20 - 120*	*4.284*	*0.146*	*20*	

Client: Golder Associates Inc.
Project: Houston TX-Wood Preserving Works
WorkOrder: HS22010974

QC BATCH REPORT

Batch ID: 174709 (0) **Instrument:** SV-7 **Method:** LOW-LEVEL SEMIVOLATILES BY 8270D

The following samples were analyzed in this batch:

HS22010974-02	HS22010974-03	HS22010974-04	HS22010974-05
HS22010974-06	HS22010974-07	HS22010974-08	HS22010974-09
HS22010974-10	HS22010974-11	HS22010974-12	

Client: Golder Associates Inc.
Project: Houston TX-Wood Preserving Works
WorkOrder: HS22010974

QC BATCH REPORT

Batch ID: R401235 (0) **Instrument:** VOA6 **Method:** LOW LEVEL VOLATILES BY SW8260C

MBLK Sample ID: **VBLKW-220128** Units: **ug/L** Analysis Date: **29-Jan-2022 00:26**
Client ID: Run ID: **VOA6_401235** SeqNo: **6481797** PrepDate: DF: **1**

Analyte	Result	MQL	SPK Val	SPK Ref Value	%REC	Control Limit	RPD Ref Value	%RPD	RPD Limit	Qual
1,2-Dichloroethane	< 0.20	1.0								
Benzene	< 0.20	1.0								
Chlorobenzene	< 0.30	1.0								
Ethylbenzene	< 0.30	1.0								
Methylene chloride	< 1.0	2.0								
Toluene	< 0.20	1.0								
Xylenes, Total	< 0.30	1.0								
Surr: 1,2-Dichloroethane-d4	*43.68*	*1.0*	*50*	*0*	*87.4*	*70 - 123*				
Surr: 4-Bromofluorobenzene	*48.44*	*1.0*	*50*	*0*	*96.9*	*77 - 113*				
Surr: Dibromofluoromethane	*48.26*	*1.0*	*50*	*0*	*96.5*	*73 - 126*				
Surr: Toluene-d8	*55.74*	*1.0*	*50*	*0*	*111*	*81 - 120*				

LCS Sample ID: **VLCSW-220128** Units: **ug/L** Analysis Date: **28-Jan-2022 23:44**
Client ID: Run ID: **VOA6_401235** SeqNo: **6481796** PrepDate: DF: **1**

Analyte	Result	MQL	SPK Val	SPK Ref Value	%REC	Control Limit	RPD Ref Value	%RPD	RPD Limit	Qual
1,2-Dichloroethane	19.45	1.0	20	0	97.2	70 - 124				
Benzene	20.28	1.0	20	0	101	74 - 120				
Chlorobenzene	20.51	1.0	20	0	103	76 - 113				
Ethylbenzene	18.45	1.0	20	0	92.2	77 - 117				
Methylene chloride	22.82	2.0	20	0	114	70 - 127				
Toluene	20.42	1.0	20	0	102	77 - 118				
Xylenes, Total	57.91	1.0	60	0	96.5	75 - 122				
Surr: 1,2-Dichloroethane-d4	*52.97*	*1.0*	*50*	*0*	*106*	*70 - 123*				
Surr: 4-Bromofluorobenzene	*52.91*	*1.0*	*50*	*0*	*106*	*77 - 113*				
Surr: Dibromofluoromethane	*57.17*	*1.0*	*50*	*0*	*114*	*73 - 126*				
Surr: Toluene-d8	*52.65*	*1.0*	*50*	*0*	*105*	*81 - 120*				

Client: Golder Associates Inc.
Project: Houston TX-Wood Preserving Works
WorkOrder: HS22010974

QC BATCH REPORT

Batch ID: R401235 (0) **Instrument:** VOA6 **Method:** LOW LEVEL VOLATILES BY SW8260C

MS Sample ID: **HS22010974-12MS** Units: **ug/L** Analysis Date: **29-Jan-2022 02:54**
Client ID: **WG-1620-MW28C-20220121** Run ID: **VOA6_401235** SeqNo: **6481804** PrepDate: DF: **1**

Analyte	Result	MQL	SPK Val	SPK Ref Value	%REC	Control Limit	RPD Ref Value	%RPD	RPD Limit	Qual
1,2-Dichloroethane	16.5	1.0	20	0	82.5	70 - 127				
Benzene	19.29	1.0	20	0	96.5	70 - 127				
Chlorobenzene	19.89	1.0	20	0	99.5	70 - 114				
Ethylbenzene	19.43	1.0	20	0	97.2	70 - 124				
Methylene chloride	18.05	2.0	20	0	90.2	70 - 128				
Toluene	20.67	1.0	20	0	103	70 - 123				
Xylenes, Total	58.87	1.0	60	0	98.1	70 - 130				
Surr: 1,2-Dichloroethane-d4	*43.93*	*1.0*	*50*	*0*	*87.9*	*70 - 126*				
Surr: 4-Bromofluorobenzene	*52.63*	*1.0*	*50*	*0*	*105*	*77 - 113*				
Surr: Dibromofluoromethane	*48.22*	*1.0*	*50*	*0*	*96.4*	*77 - 123*				
Surr: Toluene-d8	*56.44*	*1.0*	*50*	*0*	*113*	*82 - 127*				

MS Sample ID: **HS22010974-05MS** Units: **ug/L** Analysis Date: **29-Jan-2022 02:11**
Client ID: **WG-1620-MW67B-20220121** Run ID: **VOA6_401235** SeqNo: **6481802** PrepDate: DF: **1**

Analyte	Result	MQL	SPK Val	SPK Ref Value	%REC	Control Limit	RPD Ref Value	%RPD	RPD Limit	Qual
1,2-Dichloroethane	16.58	1.0	20	0	82.9	70 - 127				
Benzene	18.56	1.0	20	0	92.8	70 - 127				
Chlorobenzene	18.78	1.0	20	0	93.9	70 - 114				
Ethylbenzene	18.83	1.0	20	0	94.1	70 - 124				
Methylene chloride	17.96	2.0	20	0	89.8	70 - 128				
Toluene	19.73	1.0	20	0	98.6	70 - 123				
Xylenes, Total	56.59	1.0	60	0	94.3	70 - 130				
Surr: 1,2-Dichloroethane-d4	*44.36*	*1.0*	*50*	*0*	*88.7*	*70 - 126*				
Surr: 4-Bromofluorobenzene	*51.4*	*1.0*	*50*	*0*	*103*	*77 - 113*				
Surr: Dibromofluoromethane	*49.14*	*1.0*	*50*	*0*	*98.3*	*77 - 123*				
Surr: Toluene-d8	*54.75*	*1.0*	*50*	*0*	*109*	*82 - 127*				

Client: Golder Associates Inc.
Project: Houston TX-Wood Preserving Works
WorkOrder: HS22010974

QC BATCH REPORT

Batch ID: **R401235 (0)** **Instrument:** **VOA6** **Method:** **LOW LEVEL VOLATILES BY SW8260C**

MSD Sample ID: **HS22010974-12MSD** Units: **ug/L** Analysis Date: **29-Jan-2022 03:15**
Client ID: **WG-1620-MW28C-20220121** Run ID: **VOA6_401235** SeqNo: **6481805** PrepDate: DF: **1**

Analyte	Result	MQL	SPK Val	SPK Ref Value	%REC	Control Limit	RPD Ref Value	%RPD	RPD Limit	Qual
1,2-Dichloroethane	16.55	1.0	20	0	82.8	70 - 127	16.5	0.285	20	
Benzene	17.99	1.0	20	0	90.0	70 - 127	19.29	6.96	20	
Chlorobenzene	18.65	1.0	20	0	93.3	70 - 114	19.89	6.42	20	
Ethylbenzene	17.76	1.0	20	0	88.8	70 - 124	19.43	9.03	20	
Methylene chloride	16.81	2.0	20	0	84.0	70 - 128	18.05	7.12	20	
Toluene	18.77	1.0	20	0	93.9	70 - 123	20.67	9.63	20	
Xylenes, Total	53.3	1.0	60	0	88.8	70 - 130	58.87	9.93	20	
Surr: 1,2-Dichloroethane-d4	*42.25*	*1.0*	*50*	*0*	*84.5*	*70 - 126*	*43.93*	*3.89*	*20*	
Surr: 4-Bromofluorobenzene	*50.06*	*1.0*	*50*	*0*	*100*	*77 - 113*	*52.63*	*5.01*	*20*	
Surr: Dibromofluoromethane	*48.76*	*1.0*	*50*	*0*	*97.5*	*77 - 123*	*48.22*	*1.12*	*20*	
Surr: Toluene-d8	*53.93*	*1.0*	*50*	*0*	*108*	*82 - 127*	*56.44*	*4.54*	*20*	

MSD Sample ID: **HS22010974-05MSD** Units: **ug/L** Analysis Date: **29-Jan-2022 02:33**
Client ID: **WG-1620-MW67B-20220121** Run ID: **VOA6_401235** SeqNo: **6481803** PrepDate: DF: **1**

Analyte	Result	MQL	SPK Val	SPK Ref Value	%REC	Control Limit	RPD Ref Value	%RPD	RPD Limit	Qual
1,2-Dichloroethane	16.25	1.0	20	0	81.2	70 - 127	16.58	2	20	
Benzene	18.06	1.0	20	0	90.3	70 - 127	18.56	2.68	20	
Chlorobenzene	18.32	1.0	20	0	91.6	70 - 114	18.78	2.45	20	
Ethylbenzene	17.73	1.0	20	0	88.6	70 - 124	18.83	6.01	20	
Methylene chloride	17.8	2.0	20	0	89.0	70 - 128	17.96	0.909	20	
Toluene	18.82	1.0	20	0	94.1	70 - 123	19.73	4.71	20	
Xylenes, Total	53.17	1.0	60	0	88.6	70 - 130	56.59	6.23	20	
Surr: 1,2-Dichloroethane-d4	*42.75*	*1.0*	*50*	*0*	*85.5*	*70 - 126*	*44.36*	*3.71*	*20*	
Surr: 4-Bromofluorobenzene	*50.37*	*1.0*	*50*	*0*	*101*	*77 - 113*	*51.4*	*2.02*	*20*	
Surr: Dibromofluoromethane	*49.19*	*1.0*	*50*	*0*	*98.4*	*77 - 123*	*49.14*	*0.0966*	*20*	
Surr: Toluene-d8	*53.28*	*1.0*	*50*	*0*	*107*	*82 - 127*	*54.75*	*2.71*	*20*	

The following samples were analyzed in this batch:

HS22010974-01	HS22010974-02	HS22010974-03	HS22010974-04
HS22010974-05	HS22010974-06	HS22010974-07	HS22010974-08
HS22010974-09	HS22010974-10	HS22010974-11	HS22010974-12

Client: Golder Associates Inc.
Project: Houston TX-Wood Preserving Works
WorkOrder: **HS22010974**

QUALIFIERS, ACRONYMS, UNITS

Qualifier	Description
*	Value exceeds Regulatory Limit
a	Not accredited
B	Analyte detected in the associated Method Blank above the Reporting Limit
E	Value above quantitation range
H	Analyzed outside of Holding Time
J	Analyte detected below quantitation limit
M	Manually integrated, see raw data for justification
n	Not offered for accreditation
ND	Not Detected at the Reporting Limit
O	Sample amount is > 4 times amount spiked
P	Dual Column results percent difference > 40%
R	RPD above laboratory control limit
S	Spike Recovery outside laboratory control limits
U	Analyzed but not detected above the MDL/SDL

Acronym	Description
DCS	Detectability Check Study
DUP	Method Duplicate
LCS	Laboratory Control Sample
LCSD	Laboratory Control Sample Duplicate
MBLK	Method Blank
MDL	Method Detection Limit
MQL	Method Quantitation Limit
MS	Matrix Spike
MSD	Matrix Spike Duplicate
PDS	Post Digestion Spike
PQL	Practical Quantitaion Limit
SD	Serial Dilution
SDL	Sample Detection Limit
TRRP	Texas Risk Reduction Program

Unit Reported	Description
mg/L	Milligrams per Liter

CERTIFICATIONS,ACCREDITATIONS & LICENSES

Agency	Number	Expire Date
Arkansas	21-022-0	26-Mar-2022
Florida	E87611-33	30-Jun-2022
Illinois	2000322021-7	09-May-2022
Kansas	E-10352 2021-2022	31-Jul-2022
Kentucky	123043, 2021-2022	30-Apr-2022
Louisiana	03087, 2021-2022	30-Jun-2022
Texas	T104704231-21-28	30-Apr-2022

Client: Golder Associates Inc.
Project: Houston TX-Wood Preserving Works
Work Order: HS22010974

SAMPLE TRACKING

Lab Samp ID	Client Sample ID	Action	Date	Person	New Location
HS22010974-01	WQ-1620-TB08-20220121	Login	1/22/2022 9:58:20 AM	NDR	VOA140
HS22010974-02	WG-1620-MW54B-20220120	Login	1/22/2022 9:58:20 AM	NDR	MET060
HS22010974-02	WG-1620-MW54B-20220120	Login	1/22/2022 9:58:20 AM	NDR	EXT073
HS22010974-02	WG-1620-MW54B-20220120	Login	1/22/2022 9:58:20 AM	NDR	WET163
HS22010974-02	WG-1620-MW54B-20220120	Login	1/22/2022 9:58:20 AM	NDR	VOA140

Sample Receipt Checklist

Work Order ID: HS22010974 **Date/Time Received:** **22-Jan-2022 09:43**

Client Name: PBW **Received by:** **Pablo Marinez**

Completed By: /S/ Nilesh D. Ranchod (eSignature) 22-Jan-2022 10:11 (Date/Time) **Reviewed by:** /S/ Dane J. Wacasey (eSignature) 08-Feb-2022 16:47 (Date/Time)

Matrices: **GW/Water** Carrier name: **Client**

	Yes	No	
Shipping container/cooler in good condition?	☑	☐	Not Present ☐
Custody seals intact on shipping container/cooler?	☐	☐	Not Present ☑
Custody seals intact on sample bottles?	☐	☐	Not Present ☑
VOA/TX1005/TX1006 Solids in hermetically sealed vials?	☐	☐	Not Present ☑
Chain of custody present?	☑	☐	2 Page(s)
Chain of custody signed when relinquished and received?	☑	☐	COC IDs:254684, 254683
Samplers name present on COC?	☑	☐	
Chain of custody agrees with sample labels?	☐	☑	
Samples in proper container/bottle?	☑	☐	
Sample containers intact?	☑	☐	
Sufficient sample volume for indicated test?	☑	☐	
All samples received within holding time?	☑	☐	
Container/Temp Blank temperature in compliance?	☑	☐	

Temperature(s)/Thermometer(s): 1.4C/1.9C, 0.6C/1.1C, 0.9C/1.4C UC/C | IR31

Cooler(s)/Kit(s): 48129, 44383, 42457

Date/Time sample(s) sent to storage: 1/22/2022 10:35

	Yes	No	
Water - VOA vials have zero headspace?	☑	☐	No VOA vials submitted ☐
Water - pH acceptable upon receipt?	☑	☐	N/A ☐
pH adjusted?	☐	☑	N/A ☐

pH adjusted by:

Login Notes: Times differ: MW22BR COC=13:50 LABELS=12:50; MW38B COC=14:40 LABELS=13:40 Logged per COC.

Client Contacted: Date Contacted: Person Contacted:

Contacted By: Regarding:

Comments:

Corrective Action:

Cincinnati, OH +1 513 733 5336
Everett, WA +1 425 356 2600
Fort Collins, CO +1 970 490 1511
Holland, MI +1 616 399 6070

Chain of Custody Form

Page 1 of 2

COC ID: 254684

HS22010974

Golder Associates Inc.
Houston TX-Wood Preserving Works

ALS Project Manager:

Customer Information		Project Information			
Purchase Order	4300042071/Kevin Peterburs 1620	Project Name	Houston TX-Wood Preserving Works	A	8260_LL_W (5632528 VOC Site Specific)
Work Order		Project Number	1620-01-Rev0 SR 92688	B	8260_LL_W (5632528 VOC Site Specific + V.C.)
Company Name	Golder Associates Inc.	Bill To Company	Union Pacific Railroad- A/P	C	8270_LOW_W (5632532 SemiVolatiles Site specific)
Send Report To	Eric Matzner	Invoice Attn	Accounts Payable	D	ICP_TW (5636002 Metals - As)
Address	2201 Double Creek Drive Suite 4004	Address	1400 Douglas Street Stop 0750	E	5636002 5652646 Metals - As, Ca, Fe, Mg, Mn, K, Na
City/State/Zip	Round Rock, TX 78664	City/State/Zip	Omaha NE 681790750	F	9056_anions_W (5652642 Anions-*NO3*, *NO2*, Cl, F, SO4)
Phone	(512) 671-3434	Phone		G	ALK_W 2320B (5635964 Alkalinity (T, CO3, HCO3))
Fax	(512) 671-3446	Fax		H	MS/MSD
e-Mail Address	Eric_Matzner@golder.com	e-Mail Address		I	
				J	

No.	Sample Description	Date	Time	Matrix	Pres.	# Bottles	A	B	C	D	E	F	G	H	I	J	Hold
1	WQ-1620-TB08-20220121			Water	1,8	2	X										
2	WG-1620-MW54B-20220120	1-20-22	1715	Groundwa	1,2,8	6	X		X	X							
3	WG-1620-MW99C-20220120	1-20-22	1755	GW		6	X		X	X							
4	WG-1620-MW84B-20220121	1-21-22	0915	GW		6	X		X	X							
5	WG-1620-MW67B-20220121	1-21-22	1020	GW		12	X		X	X				X			
6	WG-1620-MW83C-20220121	1-21-22	1110	GW		6	X		X	X							
7	WG-1620-MW83B-20220121	1-21-22	1200	GW		6	X		X	X							
8	WG-1620-FD04-20220121	1-21-22	1200	GW		6	X		X	X							
9	WG-1620-MW82B-20220121	1-21-22	1255	GW		6	X		X	X							
10	WG-1620-MW22BR-20220121	1-21-22	1350	GW		6	X		X	X							

Sampler(s) Please Print & Sign: JOHN BRAYTON [signature]

Shipment Method: HAND DELIVERED

Required Turnaround Time: (Check Box) [X] STD 10 Wk Days [ ] 5 Wk Days [ ] 2 Wk Days [ ] 24 Hour [ ] Other

Results Due Date:

Relinquished by: [signature] Date: 1-22-22 Time: 9:47 Received by:

Relinquished by: Date: 1-22-22 Time: 9:47 Received by (Laboratory): [signature]

Logged by (Laboratory): Date: Time: Checked by (Laboratory):

Notes: UPRR HWPW 1620-01

Cooler ID	Cooler Temp.
45129	1.4C
44383	0.6C
42457	0.9C
1231	CF+0.5

QC Package: (Check One Box Below)
- [ ] Level II Std QC
- [ ] Level III Std QC/Raw Date
- [ ] Level IV SW846/CLP
- [ ] Other
- [X] TRRP Checklist
- [ ] TRRP Level IV

Preservative Key: 1-HCl 2-HNO_3 3-H_2SO_4 4-NaOH 5-$Na_2S_2O_3$ 6-$NaHSO_4$ 7-Other 8-4°C 9-5035

Note:
1. Any changes must be made in writing once samples and COC Form have been submitted to ALS Environmental.
2. Unless otherwise agreed in a formal contract, services provided by ALS Environmental are expressly limited to the terms and conditions stated on the reverse.
3. The Chain of Custody is a legal document. All information must be completed accurately.

Copyright 2011 by ALS Environmental.

Cincinnati, OH +1 513 733 5336
Everett, WA +1 425 356 2600
Fort Collins, CO +1 970 490 1511
Holland, MI +1 616 399 6070

Chain of Custody Form

Page 2 of 2

COC ID: 254683

HS22010974

Golder Associates Inc.
Houston TX-Wood Preserving Works

WV

Customer Information		Project Information		ALS Project Manager:	
Purchase Order	4300042071/Kevin Peterburs 1620	Project Name	Houston TX-Wood Preserving Works	A	8260_LL_W (5632528 VOC Site Specific)
Work Order		Project Number	1620-01-Rev0 SR 92688	B	8260_LL_W (5632528 VOC Site Specific + V.C.)
Company Name	Golder Associates Inc.	Bill To Company	Union Pacific Railroad- A/P	C	8270_LOW_W (5632532 SemiVolatiles Site specific)
Send Report To	Eric Matzner	Invoice Attn	Accounts Payable	D	ICP_TW (5636002 Metals - As)
Address	2201 Double Creek Drive Suite 4004	Address	1400 Douglas Street Stop 0750	E	5636002 5652646 Metals - As, Ca, Fe, Mg, Mn, K, Na
City/State/Zip	Round Rock, TX 78664	City/State/Zip	Omaha NE 681790750	F	9056_anions_W (5652642 Anions-*NO3*, *NO2*, Cl, F, SO4)
Phone	(512) 671-3434	Phone		G	ALK_W 2320B (5635964 Alkalinity (T, CO3, HCO3))
Fax	(512) 671-3446	Fax		H	MS/MSD
e-Mail Address	Eric_Matzner@golder.com	e-Mail Address		I	
				J	

No.	Sample Description	Date	Time	Matrix	Pres.	# Bottles	A	B	C	D	E	F	G	H	I	J	Hold
1	~~WG-1620-TB~~			Water	1,8	2											
2	WG-1620-MW38B-20220121	1-21-22	1440	Groundwa	1,2,8	6	X		X	X							
3	WG-1620-MW28C-20220121	1-21-22	1600			12	X		X	X				X			
4																	
5																	
6																	
7																	
8																	
9																	
0																	

Sampler(s) Please Print & Sign: JOHN BRAYTON

Shipment Method: HAND DELIVERED

Required Turnaround Time: (Check Box) [X] STD 10 Wk Days [ ] 5 Wk Days [ ] 2 Wk Days [ ] 24 Hour [ ] Other

Results Due Date:

Relinquished by: Date: 1-22-12 Time: 9:47 Received by:

Relinquished by: Date: 1-22-12 Time: 9:47 Received by (Laboratory):

Logged by (Laboratory): Date: Time: Checked by (Laboratory):

Notes: UPRR HWPW 1620-01

Cooler ID	Cooler Temp.
96120	6.96
44767	6.66
44432	6.96

QC Package: (Check One Box Below)
[ ] Level II Std QC
[ ] Level III Std QC/Raw Data
[ ] Level IV SW846/CLP
[ ] Other
[X] TRRP Checklist
[ ] TRRP Level IV

Preservative Key: 1-HCl 2-HNO_3 3-H_2SO_4 4-NaOH 5-$Na_2S_2O_3$ 6-$NaHSO_4$ 7-Other 8-4°C 9-5035

Note:
1. Any changes must be made in writing once samples and COC Form have been submitted to ALS Environmental.
2. Unless otherwise agreed in a formal contract, services provided by ALS Environmental are expressly limited to the terms and conditions stated on the reverse.
3. The Chain of Custody is a legal document. All information must be completed accurately.

Copyright 2011 by ALS Environmental.

10450 Stancliff Rd. Suite 210
Houston, TX 77099
T: +1 281 530 5656
F: +1 281 530 5887

February 14, 2022

Eric Matzner
Golder Associates Inc.
2201 Double Creek Drive
Suite 4004
Round Rock, TX 78664

Work Order: **HS22011133**

Laboratory Results for: **Houston TX-Wood Preserving Works**

Dear Eric Matzner,

ALS Environmental received 18 sample(s) on Jan 26, 2022 for the analysis presented in the following report.

The analytical data provided relates directly to the samples received by ALS Environmental and for only the analyses requested. Results are expressed as "as received" unless otherwise noted.

QC sample results for this data met EPA or laboratory specifications except as noted in the Case Narrative or as noted with qualifiers in the QC batch information. Should this laboratory report need to be reproduced, it should be reproduced in full unless written approval has been obtained by ALS Environmental. Samples will be disposed in 30 days unless storage arrangements are made.

If you have any questions regarding this report, please feel free to call me.

Sincerely,

Generated By: JUMOKE.LAWAL

Dane J. Wacasey

Client:	Golder Associates Inc.	**TRRP Laboratory Data Package Cover Page**
Project:	Houston TX-Wood Preserving Works	
WorkOrder:	**HS22011133**	

This data package consists of all or some of the following as applicable:

This signature page, the laboratory review checklist, and the following reportable data:

R1 Field chain-of-custody documentation;

R2 Sample identification cross-reference;

R3 Test reports (analytical data sheets) for each environmental sample that includes:

a) Items consistent with NELAC Chapter 5,
b) dilution factors,
c) preparation methods,
d) cleanup methods, and
e) if required for the project, tentatively identified compounds (TICs).

R4 Surrogate recovery data including:

a) Calculated recovery (%R), and
b) The laboratory's surrogate QC limits.

R5 Test reports/summary forms for blank samples;

R6 Test reports/summary forms for laboratory control samples (LCSs) including:

a) LCS spiking amounts,
b) Calculated %R for each analyte, and
c)The laboratory's LCS QC limits.

R7 Test reports for project matrix spike/matrix spike duplicates (MS/MSDs) including:

a) Samples associated with the MS/MSD clearly identified,
b) MS/MSD spiking amounts,
c) Concentration of each MS/MSD analyte measured in the parent and spiked samples,
d) Calculated %Rs and relative percent differences (RPDs), and
e) The laboratory's MS/MSD QC limits.

R8 Laboratory analytical duplicate (if applicable) recovery and precision:

a) the amount of analyte measured in the duplicate,
b) the calculated RPD, and
c) the laboratory's QC limits for analytical duplicates.

R9 List of method quantitation limits (MQLs) and detectability check sample results for each analyte for each method and matrix.

R10 Other problems or anomalies.
The Exception Report for each "No" or "Not Reviewed (NR)" item in Laboratory Review Checklist and for each analyte, matrix, and method for which the laboratory does not hold NELAC accreditation under the Texas Laboratory Accreditation Program.

Client:	Golder Associates Inc.	**TRRP Laboratory Data Package Cover Page**
Project:	Houston TX-Wood Preserving Works	
WorkOrder:	**HS22011133**	

Release Statement: I am responsible for the release of this laboratory data package. This laboratory is NELAC accredited under the Texas Laboratory Accreditation Program for all the methods, analytes and matrices reported in this data package except as noted in the Exception Reports. The data have been reviewed and are technically compliant with the requirements of the methods used, except where noted by the laboratory in the attached exception reports. By my signature below, I affirm to the best of my knowledge, all problems/anomalies, observed by the laboratory have been identified by the laboratory in the Laboratory Review Checklist, and no information affecting the quality of the data has been knowingly withheld.

Check, if applicable: [NA] This laboratory meets an exception under 30 TAC §25.6 and was last inspected by [ ] TCEQ or [ ] _____ on (enter date of last inspection). Any findings affecting the data in this laboratory data package are noted in the Exception Reports herein. The official signing the cover page of the report in which these data are used is responsible for releasing this data package and is by signature affirming the above release statement is true.

Dane J. Wacasey

Laboratory Review Checklist: Reportable Data	
Laboratory Name: ALS Laboratory Group	LRC Date: 02/14/2022
Project Name: Houston TX-Wood Preserving Works	Laboratory Job Number: HS22011133
Reviewer Name: Dane Wacasey	Prep Batch Number(s): 174839,175128,R401088,R401258,R401809,R401856

#[1]	A[2]	Description	Yes	No	NA[3]	NR[4]	ER#[5]
R1	OI	**Chain-of-custody (C-O-C)**					
		Did samples meet the laboratory's standard conditions of sample acceptability upon receipt?	X				
		Were all departures from standard conditions described in an exception report?	X				
R2	OI	**Sample and quality control (QC) identification**					
		Are all field sample ID numbers cross-referenced to the laboratory ID numbers?	X				
		Are all laboratory ID numbers cross-referenced to the corresponding QC data?	X				
R3	OI	**Test reports**					
		Were all samples prepared and analyzed within holding times?	X				
		Other than those results < MQL, were all other raw values bracketed by calibration standards?	X				
		Were calculations checked by a peer or supervisor?	X				
		Were all analyte identifications checked by a peer or supervisor?	X				
		Were sample detection limits reported for all analytes not detected?	X				
		Were all results for soil and sediment samples reported on a dry weight basis?			X		
		Were % moisture (or solids) reported for all soil and sediment samples?			X		
		Were bulk soils/solids samples for volatile analysis extracted with methanol per SW-846 Method 5035?			X		
		If required for the project, TICs reported?			X		
R4	O	**Surrogate recovery data**					
		Were surrogates added prior to extraction?	X				
		Were surrogate percent recoveries in all samples within the laboratory QC limits?		X			1
R5	OI	**Test reports/summary forms for blank samples**					
		Were appropriate type(s) of blanks analyzed?	X				
		Were blanks analyzed at the appropriate frequency?	X				
		Were method blanks taken through the entire analytical process, including preparation and, if applicable, cleanup procedures?	X				
		Were blank concentrations < MQL?	X				
R6	OI	**Laboratory control samples (LCS):**					
		Were all COCs included in the LCS?	X				
		Was each LCS taken through the entire analytical procedure, including prep and cleanup steps?	X				
		Were LCSs analyzed at the required frequency?	X				
		Were LCS (and LCSD, if applicable) %Rs within the laboratory QC limits?	X				
		Does the detectability data document the laboratory's capability to detect the COCs at the MDL used to calculate the SDLs?	X				
		Was the LCSD RPD within QC limits?	X				
R7	OI	**Matrix spike (MS) and matrix spike duplicate (MSD) data**					
		Were the project/method specified analytes included in the MS and MSD?	X				
		Were MS/MSD analyzed at the appropriate frequency?		X			2
		Were MS (and MSD, if applicable) %Rs within the laboratory QC limits?		X			3
		Were MS/MSD RPDs within laboratory QC limits?	X				
R8	OI	**Analytical duplicate data**					
		Were appropriate analytical duplicates analyzed for each matrix?	X				
		Were analytical duplicates analyzed at the appropriate frequency?	X				
		Were RPDs or relative standard deviations within the laboratory QC limits?	X				
R9	OI	**Method quantitation limits (MQLs):**					
		Are the MQLs for each method analyte included in the laboratory data package?	X				
		Do the MQLs correspond to the concentration of the lowest non-zero calibration standard?	X				
		Are unadjusted MQLs and DCSs included in the laboratory data package?	X				
R10	OI	**Other problems/anomalies**					
		Are all known problems/anomalies/special conditions noted in this LRC and ER?	X				
		Were all necessary corrective actions performed for the reported data?	X				
		Was applicable and available technology used to lower the SDL and minimize the matrix interference affects on the sample results?	X				
		Is the laboratory NELAC-accredited under the Texas Laboratory Program for the analytes, matrices and methods associated with this laboratory data package?	X				

Laboratory Review Checklist: Supporting Data	
Laboratory Name: ALS Laboratory Group	LRC Date: 02/14/2022
Project Name: Houston TX-Wood Preserving Works	Laboratory Job Number: HS22011133
Reviewer Name: Dane Wacasey	Prep Batch Number(s): 174839,175128,R401088,R401258,R401809,R401856

#[1]	A[2]	Description	Yes	No	NA[3]	NR[4]	ER#[5]
S1	OI	**Initial calibration (ICAL)**					
		Were response factors and/or relative response factors for each analyte within QC limits?	X				
		Were percent RSDs or correlation coefficient criteria met?	X				
		Was the number of standards recommended in the method used for all analytes?	X				
		Were all points generated between the lowest and highest standard used to calculate the curve?	X				
		Are ICAL data available for all instruments used?	X				
		Has the initial calibration curve been verified using an appropriate second source standard?	X				
S2	OI	**Initial and continuing calibration verification (ICCV and CCV) and continuing calibration blank (CCB)**					
		Was the CCV analyzed at the method-required frequency?	X				
		Were percent differences for each analyte within the method-required QC limits?	X				
		Was the ICAL curve verified for each analyte?	X				
		Was the absolute value of the analyte concentration in the inorganic CCB < MDL?		X			4
S3	O	**Mass spectral tuning:**					
		Was the appropriate compound for the method used for tuning?	X				
		Were ion abundance data within the method-required QC limits?	X				
S4	O	**Internal standards (IS):**					
		Were IS area counts and retention times within the method-required QC limits?	X				
S5	OI	**Raw data** (NELAC section 1 appendix A glossary, and section 5.12 or ISO/IEC 17025 section					
		Were the raw data (for example, chromatograms, spectral data) reviewed by an analyst?	X				
		Were data associated with manual integrations flagged on the raw data?	X				
S6	O	**Dual column confirmation**					
		Did dual column confirmation results meet the method-required QC?			X		
S7	O	**Tentatively identified compounds (TICs):**					
		If TICs were requested, were the mass spectra and TIC data subject to appropriate checks?			X		
S8	I	**Interference Check Sample (ICS) results:**					
		Were percent recoveries within method QC limits?	X				
S9	I	**Serial dilutions, post digestion spikes, and method of standard additions**					
		Were percent differences, recoveries, and the linearity within the QC limits specified in the method?	X				
S10	OI	**Method detection limit (MDL) studies**					
		Was a MDL study performed for each reported analyte?	X				
		Is the MDL either adjusted or supported by the analysis of DCSs?	X				
S11	OI	**Proficiency test reports:**					
		Was the laboratory's performance acceptable on the applicable proficiency tests or evaluation studies?	X				
S12	OI	**Standards documentation**					
		Are all standards used in the analyses NIST-traceable or obtained from other appropriate sources?	X				
S13	OI	**Compound/analyte identification procedures**					
		Are the procedures for compound/analyte identification documented?	X				
S14	OI	**Demonstration of analyst competency (DOC)**					
		Was DOC conducted consistent with NELAC Chapter 5C or ISO/IEC 4?	X				
		Is documentation of the analyst's competency up-to-date and on file?	X				
S15	OI	**Verification/validation documentation for methods** (NELAC Chap 5 or ISO/IEC 17025 Section 5)					
		Are all the methods used to generate the data documented, verified, and validated, where applicable?	X				
S16	OI	**Laboratory standard operating procedures (SOPs):**					
		Are laboratory SOPs current and on file for each method performed?	X				

Items identified by the letter "R" must be included in the laboratory data package submitted in the TRRP-required report(s). Items identified by the letter "S" should be retained and made available upon request for the appropriate retention period.
O = Organic Analyses; I = Inorganic Analyses (and general chemistry, when applicable);
NA = Not Applicable;
NR = Not Reviewed;
R# = Exception Report identification number (an Exception Report should be completed for an item if "NR" or "No" is checked).

Laboratory Review Checklist: Exception Reports	
Laboratory Name: ALS Laboratory Group	LRC Date: 02/14/2022
Project Name: Houston TX-Wood Preserving Works	Laboratory Job Number: HS22011133
Reviewer Name: Dane Wacasey	Prep Batch Number(s): 174839,175128,R401088,R401258,R401809,R401856

ER#[5]	Description
1	Volatile Organics Method SW8260, samples WG-1620-MW36A-20220125, WG-1620-FB10-20220125, surrogate 4-Bromofluorobenzene recovered below the control limit. Associated analytes are not reported. Semivolatile Organics Method SW8270, samples WG-1620-MW25C-20220125, WG-1620-MW45C-20220125 , the surrogate recoveries could not be determined due to dilution below the calibration range.
2	Batch 174839, Semivolatile Organics Method SW8270, LCS/LCSD were analyzed and reported in lieu of an MS/MSD for this batch.
3	Batch R401258, Volatile Organics Method SW8260, sample WG-1620-MW96B-20220124, MS and MSD recovered outside the control limit for 1,2-Dichloroethane due to suspect matrix effect Batch R401809, Anions Method SW9056A, sample HS22011151-12, MS and MSD were performed on unrelated sample Batch R401856, Anions Method SW9056A, sample HS22020344-02, MS and MSD were performed on unrelated sample
4	See Run Log and CCB Exceptions Report.

Items identified by the letter “R” must be included in the laboratory data package submitted in the TRRP-required report(s). Items identified by the letter “S” should be retained and made available upon request for the appropriate retention period.
O = Organic Analyses; I = Inorganic Analyses (and general chemistry, when applicable);
NA = Not Applicable;
NR = Not Reviewed;
R# = Exception Report identification number (an Exception Report should be completed for an item if “NR” or “No” is checked).

FORM 13 - ANALYSIS RUN LOG

Client: Golder Associates Inc.
Project: Houston TX-Wood Preserving Works
WorkOrder: HS22011133
Start Date: 26-Jan-2022 End Date: 26-Jan-2022

Run ID:ICS-Integrion_401809
Instrument:ICS-Integrion
Method:SW9056

Sample No.	D/F	Time	FileID	Analytes
CCV 1	1	26-Jan-2022 14:00		CL FL NO2N NO3N NO3N/NO2N SO4
CCB 1	1	26-Jan-2022 14:07		CL FL NO2N NO3N NO3N/NO2N SO4
MBLK	1	26-Jan-2022 15:06		CL FL NO2N NO3N NO3N/NO2N SO4
LCS	1	26-Jan-2022 17:24		CL FL NO2N NO3N NO3N/NO2N SO4
WG-1620-MW64A-20220125	1	26-Jan-2022 19:27		CL FL NO2N NO3N NO3N/NO2N SO4
WG-1620-MW95A-20220125	1	26-Jan-2022 19:34		CL FL NO2N NO3N NO3N/NO2N SO4
WG-1620-MW94A-20220125	1	26-Jan-2022 19:42		CL FL NO2N NO3N NO3N/NO2N SO4
WG-1620-MW33A-20220125	1	26-Jan-2022 19:50		FL NO2N NO3N NO3N/NO2N
WG-1620-MW27A-20220125	1	26-Jan-2022 19:57		CL FL NO2N NO3N NO3N/NO2N SO4
WG-1620-MW36A-20220125	1	26-Jan-2022 20:04		CL FL NO2N NO3N NO3N/NO2N SO4
WG-1620-MW25A-20220125	1	26-Jan-2022 20:12		CL FL NO2N NO3N NO3N/NO2N SO4
WG-1620-MW44A-20220125	1	26-Jan-2022 20:19		CL FL NO2N NO3N NO3N/NO2N SO4
CCB 2	1	26-Jan-2022 21:05		CL FL NO2N NO3N NO3N/NO2N SO4
WG-1620-FD05-20220125	1	26-Jan-2022 21:12		FL NO2N NO3N NO3N/NO2N
ZZZZZZMS	2	26-Jan-2022 21:35		CL FL NO2N NO3N NO3N/NO2N SO4
ZZZZZZMSD	2	26-Jan-2022 21:42		CL FL NO2N NO3N NO3N/NO2N SO4
CCV 2	1	26-Jan-2022 22:27		CL FL NO2N NO3N NO3N/NO2N SO4
CCB 3	1	26-Jan-2022 23:12		CL FL NO2N NO3N NO3N/NO2N SO4

CCB EXCEPTIONS REPORT

Client: Golder Associates Inc.
Project: Houston TX-Wood Preserving Works
WorkOrder: HS22011133

Run ID:ICS-Integrion_401809
Instrument:ICS-Integrion
Method:SW9056

CCB 3 Date: 26-Jan-2022 23:12 Seq: 6493659 D/F: 1 Units: ug/L

Analyte	Result	MDL	Report Limit
Nitrate/Nitrite (as N)	36.4	30	100
Nitrogen, Nitrate (As N)	36.4	30	100

FORM 13 - ANALYSIS RUN LOG

Client: Golder Associates Inc.
Project: Houston TX-Wood Preserving Works
WorkOrder: HS22011133
Start Date: 08-Feb-2022 End Date: 08-Feb-2022

Run ID:ICS-Integrion_401856
Instrument:ICS-Integrion
Method:SW9056

Sample No.	D/F	Time	FileID	Analytes
CCV 1	1	08-Feb-2022 10:14		CL FL NO2N NO3N NO3N/NO2N SO4
CCB 1	1	08-Feb-2022 10:19		CL FL NO2N NO3N NO3N/NO2N SO4
MBLK	1	08-Feb-2022 10:36		CL FL NO2N NO3N NO3N/NO2N SO4
LCS	1	08-Feb-2022 10:41		CL FL NO2N NO3N NO3N/NO2N SO4
CCB 2	1	08-Feb-2022 12:21		CL FL NO2N NO3N NO3N/NO2N SO4
ZZZZZZMS	1	08-Feb-2022 14:34		CL FL NO2N NO3N NO3N/NO2N SO4
ZZZZZZMSD	1	08-Feb-2022 14:39		CL FL NO2N NO3N NO3N/NO2N SO4
CCV 2	1	08-Feb-2022 15:01		CL FL NO2N NO3N NO3N/NO2N SO4
CCB 3	1	08-Feb-2022 15:06		CL FL NO2N NO3N NO3N/NO2N SO4
CCB 4	1	08-Feb-2022 18:39		CL FL NO2N NO3N NO3N/NO2N SO4
WG-1620-MW33A-20220125	5	08-Feb-2022 19:21		CL SO4
WG-1620-FD05-20220125	5	08-Feb-2022 19:26		CL SO4
CCV 3	1	08-Feb-2022 19:37		CL FL NO2N NO3N NO3N/NO2N SO4
CCB 5	1	08-Feb-2022 19:43		CL FL NO2N NO3N NO3N/NO2N SO4
CCB 6	1	08-Feb-2022 20:36		CL FL NO2N NO3N NO3N/NO2N SO4

CCB EXCEPTIONS REPORT

Client: Golder Associates Inc.
Project: Houston TX-Wood Preserving Works
WorkOrder: HS22011133

Run ID:ICS-Integrion_401856
Instrument:ICS-Integrion
Method:SW9056

CCB 1 Date: 08-Feb-2022 10:19 Seq: 6494821 D/F: 1 Units: ug/L

Analyte	Result	MDL	Report Limit
Nitrate/Nitrite (as N)	35.2	30	100
Nitrogen, Nitrite (As N)	35.2	30	100

CCB 5 Date: 08-Feb-2022 19:43 Seq: 6494840 D/F: 1 Units: ug/L

Analyte	Result	MDL	Report Limit
Nitrate/Nitrite (as N)	30.9	30	100
Nitrogen, Nitrite (As N)	30.9	30	100

FORM 13 - ANALYSIS RUN LOG

Client: Golder Associates Inc.
Project: Houston TX-Wood Preserving Works
WorkOrder: HS22011133
Start Date: 08-Feb-2022 End Date: 08-Feb-2022

Run ID:ICPMS06_401804
Instrument:ICPMS06
Method:SW6020A

Sample No.	D/F	Time	FileID	Analytes
ICV	1	08-Feb-2022 12:15	016_ICV.d	AS CA FE K MG MN NA
LLICV2	1	08-Feb-2022 12:17	017LCV2.d	AS CA FE K MG MN NA
LLICV5	1	08-Feb-2022 12:19	018LCV5.d	AS CA FE K MG MN NA
ICB	1	08-Feb-2022 12:21	019_ICB.d	AS CA FE K MG MN NA
ICSA	1	08-Feb-2022 12:28	021ICSA.d	AS CA FE K MG MN NA
ICSAB	1	08-Feb-2022 12:30	022ICSB.d	AS CA FE K MG MN NA
CCV 1	1	08-Feb-2022 12:36	025_CCV.d	AS CA FE K MG MN NA
CCB 1	1	08-Feb-2022 12:38	026_CCB.d	AS CA FE K MG MN NA
CCV 2	1	08-Feb-2022 13:05	037_CCV.d	AS CA FE K MG MN NA
CCB 2	1	08-Feb-2022 13:07	038_CCB.d	AS CA FE K MG MN NA
CCV 3	1	08-Feb-2022 15:13	075_CCV.d	AS CA FE K MG MN NA
CCV 4	1	08-Feb-2022 15:13	075_CCV.d	AS CA FE K MG MN NA
CCB 3	1	08-Feb-2022 15:15	076_CCB.d	AS CA FE K MG MN NA
CCB 4	1	08-Feb-2022 15:15	076_CCB.d	AS CA FE K MG MN NA
CCV 5	1	08-Feb-2022 15:46	087_CCV.d	AS CA FE K MG MN NA
CCB 5	1	08-Feb-2022 15:48	088_CCB.d	AS CA FE K MG MN NA
CCV 6	1	08-Feb-2022 15:51	089_CCV.d	AS CA FE K MG MN NA
CCV 7	1	08-Feb-2022 16:25	095_CCV.d	AS CA FE K MG MN NA
CCB 6	1	08-Feb-2022 16:27	096_CCB.d	AS CA FE K MG MN NA
CCV 8	1	08-Feb-2022 16:49	107_CCV.d	AS CA FE K MG MN NA
CCB 7	1	08-Feb-2022 16:50	108_CCB.d	AS CA FE K MG MN NA
CCV 9	1	08-Feb-2022 16:57	110_CCV.d	AS CA FE K MG MN NA
CCV 10	1	08-Feb-2022 17:21	121_CCV.d	AS CA FE K MG MN NA
CCB 8	1	08-Feb-2022 17:23	122_CCB.d	AS CA FE K MG MN NA
CCV 11	1	08-Feb-2022 17:45	133_CCV.d	AS CA FE K MG MN NA
CCB 9	1	08-Feb-2022 17:47	134_CCB.d	AS CA FE K MG MN NA
CCV 12	1	08-Feb-2022 18:09	145_CCV.d	AS CA FE K MG MN NA
CCB 10	1	08-Feb-2022 18:11	146_CCB.d	AS CA FE K MG MN NA
ICCV 13	1	08-Feb-2022 20:08	164_ICV.d	AS CA FE K MG MN NA
LLICCV2	1	08-Feb-2022 20:10	165LCV2.d	AS CA FE K MG MN NA
LLICCV5	1	08-Feb-2022 20:12	166LCV5.d	AS CA FE K MG MN NA
ICCB 11	1	08-Feb-2022 20:14	167_ICB.d	AS CA FE K MG MN NA
CCV 14	1	08-Feb-2022 20:18	169_CCV.d	AS CA FE K MG MN NA
CCB 12	1	08-Feb-2022 20:20	170_CCB.d	AS CA FE K MG MN NA
CCV 15	1	08-Feb-2022 20:36	178_CCV.d	AS CA FE K MG MN NA
CCB 13	1	08-Feb-2022 20:38	179_CCB.d	AS CA FE K MG MN NA
CCV 16	1	08-Feb-2022 20:50	185_CCV.d	AS CA FE K MG MN NA
CCB 14	1	08-Feb-2022 20:52	186_CCB.d	AS CA FE K MG MN NA
CCV 17	1	08-Feb-2022 21:09	195_CCV.d	AS CA FE K MG MN NA
CCB 15	1	08-Feb-2022 21:11	196_CCB.d	AS CA FE K MG MN NA
CCV 18	1	08-Feb-2022 21:29	205_CCV.d	AS CA FE K MG MN NA
CCB 16	1	08-Feb-2022 21:31	206_CCB.d	AS CA FE K MG MN NA
MBLK-175128	1	08-Feb-2022 21:33	207SMPL.d	AS CA FE K MG MN NA
LCS-175128	1	08-Feb-2022 21:35	208SMPL.d	AS CA FE K MG MN NA
WG-1620-MW96B-20220124	1	08-Feb-2022 21:37	209SMPL.d	AS
WG-1620-MW96B-20220124SD	5	08-Feb-2022 21:39	210SMPL.d	AS CA FE K MG MN
WG-1620-MW96B-20220124MS	1	08-Feb-2022 21:41	211SMPL.d	AS CA FE K MG MN NA
WG-1620-MW96B-20220124MSD	1	08-Feb-2022 21:43	212SMPL.d	AS CA FE K MG MN NA
WG-1620-MW96B-20220124PDS	1	08-Feb-2022 21:45	213SMPL.d	CA K NA
CCV 19	1	08-Feb-2022 21:47	214_CCV.d	AS CA FE K MG MN NA

FORM 13 - ANALYSIS RUN LOG

Client: Golder Associates Inc.
Project: Houston TX-Wood Preserving Works
WorkOrder: HS22011133
Start Date: 08-Feb-2022 End Date: 08-Feb-2022

Run ID:ICPMS06_401804
Instrument:ICPMS06
Method:SW6020A

Sample No.	D/F	Time	FileID	Analytes
CCB 17	1	08-Feb-2022 21:49	215_CCB.d	AS CA FE K MG MN NA
WG-1620-MW62B-20220124	1	08-Feb-2022 21:51	216SMPL.d	AS
WG-1620-MW48C-20220124	1	08-Feb-2022 21:53	217SMPL.d	AS
WG-1620-MW27C-20220124	1	08-Feb-2022 21:55	218SMPL.d	AS
WG-1620-FB09-20220124	1	08-Feb-2022 21:57	219SMPL.d	AS
WG-1620-MW64A-20220125	1	08-Feb-2022 21:59	220SMPL.d	AS CA FE K MG MN NA
WG-1620-MW95A-20220125	1	08-Feb-2022 22:01	221SMPL.d	AS CA FE K MG MN NA
WG-1620-MW94A-20220125	1	08-Feb-2022 22:03	222SMPL.d	AS CA FE K MG MN NA
WG-1620-MW33A-20220125	1	08-Feb-2022 22:05	223SMPL.d	AS CA FE K MG MN NA
WG-1620-MW27A-20220125	1	08-Feb-2022 22:07	224SMPL.d	AS CA FE K MG MN NA
WG-1620-MW36A-20220125	1	08-Feb-2022 22:09	225SMPL.d	AS CA FE K MG MN NA
CCV 20	1	08-Feb-2022 22:11	226_CCV.d	AS CA FE K MG MN NA
CCB 18	1	08-Feb-2022 22:13	227_CCB.d	AS CA FE K MG MN NA
WG-1620-MW25A-20220125	1	08-Feb-2022 22:15	228SMPL.d	AS CA FE K MG MN NA
WG-1620-MW25C-20220125	1	08-Feb-2022 22:17	229SMPL.d	AS
WG-1620-MW45C-20220125	1	08-Feb-2022 22:18	230SMPL.d	AS
WG-1620-MW44A-20220125	1	08-Feb-2022 22:20	231SMPL.d	AS CA FE K MG MN NA
WG-1620-FB10-20220125	1	08-Feb-2022 22:22	232SMPL.d	AS
WG-1620-FD05-20220125	1	08-Feb-2022 22:24	233SMPL.d	AS CA FE K MG MN NA
CCV 21	1	08-Feb-2022 22:34	238_CCV.d	AS CA FE K MG MN NA
CCB 19	1	08-Feb-2022 22:36	239_CCB.d	AS CA FE K MG MN NA
CCV 22	1	08-Feb-2022 22:52	247_CCV.d	AS CA FE K MG MN NA
CCB 20	1	08-Feb-2022 22:54	248_CCB.d	AS CA FE K MG MN NA
CCV 23	1	08-Feb-2022 23:17	259_CCV.d	AS CA FE K MG MN NA
CCB 21	1	08-Feb-2022 23:19	260_CCB.d	AS CA FE K MG MN NA
CCV 24	1	08-Feb-2022 23:39	270_CCV.d	AS CA FE K MG MN NA
CCB 22	1	08-Feb-2022 23:41	271_CCB.d	AS CA FE K MG MN NA
LLCCV2	1	08-Feb-2022 23:43	272LCV2.d	AS CA FE K MG MN NA
LLCCV5	1	08-Feb-2022 23:45	273LCV5.d	AS CA FE K MG MN NA
ICSA	1	08-Feb-2022 23:47	274ICSA.d	AS CA FE K MG MN NA
ICSAB	1	08-Feb-2022 23:49	275ICSB.d	AS CA FE K MG MN NA

CCB EXCEPTIONS REPORT

Client: Golder Associates Inc.
Project: Houston TX-Wood Preserving Works
WorkOrder: HS22011133

Run ID:ICPMS06_401804
Instrument:ICPMS06
Method:SW6020A

ICCB 11	Date: 08-Feb-2022 20:14	Seq: 6494398	D/F: 1	Units: ug/L
Analyte	**Result**	**MDL**	**Report Limit**	
Iron	-16.65	12	200	

CCB 12	Date: 08-Feb-2022 20:20	Seq: 6494401	D/F: 1	Units: ug/L
Analyte	**Result**	**MDL**	**Report Limit**	
Iron	-15.08	12	200	

CCB 13	Date: 08-Feb-2022 20:38	Seq: 6494410	D/F: 1	Units: ug/L
Analyte	**Result**	**MDL**	**Report Limit**	
Iron	-14.62	12	200	
Sodium	34.77	14	200	

CCB 14	Date: 08-Feb-2022 20:52	Seq: 6494417	D/F: 1	Units: ug/L
Analyte	**Result**	**MDL**	**Report Limit**	
Iron	-14.03	12	200	
Sodium	79.23	14	200	

CCB 15	Date: 08-Feb-2022 21:11	Seq: 6494478	D/F: 1	Units: ug/L
Analyte	**Result**	**MDL**	**Report Limit**	
Iron	-13.74	12	200	
Sodium	102.1	14	200	

CCB 16	Date: 08-Feb-2022 21:31	Seq: 6494490	D/F: 1	Units: ug/L
Analyte	**Result**	**MDL**	**Report Limit**	
Iron	-13.32	12	200	
Potassium	30.63	18	200	
Sodium	73.85	14	200	

CCB 17	Date: 08-Feb-2022 21:49	Seq: 6494510	D/F: 1	Units: ug/L
Analyte	**Result**	**MDL**	**Report Limit**	
Iron	-12.85	12	200	
Potassium	60.23	18	200	
Sodium	54.02	14	200	

CCB 18	Date: 08-Feb-2022 22:13	Seq: 6494499	D/F: 1	Units: ug/L
Analyte	**Result**	**MDL**	**Report Limit**	
Iron	-13.58	12	200	
Potassium	22.5	18	200	
Sodium	97.49	14	200	

CCB 19	Date: 08-Feb-2022 22:36	Seq: 6494525	D/F: 1	Units: ug/L
Analyte	**Result**	**MDL**	**Report Limit**	
Iron	-13.11	12	200	
Potassium	52.01	18	200	
Sodium	145.6	14	200	

CCB 20	Date: 08-Feb-2022 22:54	Seq: 6494860	D/F: 1	Units: ug/L
Analyte	**Result**	**MDL**	**Report Limit**	
Iron	-13.5	12	200	
Sodium	55.16	14	200	

Client: Golder Associates Inc.
Project: Houston TX-Wood Preserving Works
Work Order: HS22011133

SAMPLE SUMMARY

Lab Samp ID	Client Sample ID	Matrix	TagNo	Collection Date	Date Received	Hold
HS22011133-01	WQ-1620-TB09-20220125	Water	CG-121321-177	25-Jan-2022 00:00	26-Jan-2022 08:00	☐
HS22011133-02	WG-1620-MW96B-20220124	Groundwater		24-Jan-2022 13:10	26-Jan-2022 08:00	☐
HS22011133-03	WG-1620-MW62B-20220124	Groundwater		24-Jan-2022 14:25	26-Jan-2022 08:00	☐
HS22011133-04	WG-1620-MW48C-20220124	Groundwater		24-Jan-2022 15:40	26-Jan-2022 08:00	☐
HS22011133-05	WG-1620-MW27C-20220124	Groundwater		24-Jan-2022 16:45	26-Jan-2022 08:00	☐
HS22011133-06	WG-1620-FB09-20220124	Water		24-Jan-2022 17:15	26-Jan-2022 08:00	☐
HS22011133-07	WG-1620-MW64A-20220125	Groundwater		25-Jan-2022 07:55	26-Jan-2022 08:00	☐
HS22011133-08	WG-1620-MW95A-20220125	Groundwater		25-Jan-2022 09:25	26-Jan-2022 08:00	☐
HS22011133-09	WG-1620-MW94A-20220125	Groundwater		25-Jan-2022 10:20	26-Jan-2022 08:00	☐
HS22011133-10	WG-1620-MW33A-20220125	Groundwater		25-Jan-2022 11:25	26-Jan-2022 08:00	☐
HS22011133-11	WG-1620-MW27A-20220125	Groundwater		25-Jan-2022 12:20	26-Jan-2022 08:00	☐
HS22011133-12	WG-1620-MW36A-20220125	Groundwater		25-Jan-2022 13:20	26-Jan-2022 08:00	☐
HS22011133-13	WG-1620-MW25A-20220125	Groundwater		25-Jan-2022 14:15	26-Jan-2022 08:00	☐
HS22011133-14	WG-1620-MW25C-20220125	Groundwater		25-Jan-2022 15:05	26-Jan-2022 08:00	☐
HS22011133-15	WG-1620-MW45C-20220125	Groundwater		25-Jan-2022 15:55	26-Jan-2022 08:00	☐
HS22011133-16	WG-1620-MW44A-20220125	Groundwater		25-Jan-2022 16:50	26-Jan-2022 08:00	☐
HS22011133-17	WG-1620-FB10-20220125	Water		25-Jan-2022 17:15	26-Jan-2022 08:00	☐
HS22011133-18	WG-1620-FD05-20220125	Groundwater		25-Jan-2022 11:25	26-Jan-2022 08:00	☐

Client:	Golder Associates Inc.	**ANALYTICAL REPORT**
Project:	Houston TX-Wood Preserving Works	WorkOrder:HS22011133
Sample ID:	WQ-1620-TB09-20220125	Lab ID:HS22011133-01
Collection Date:	25-Jan-2022 00:00	Matrix:Water

ANALYSES	RESULT	QUAL	SDL	MQL	UNITS	DILUTION FACTOR	DATE ANALYZED
LOW LEVEL VOLATILES BY SW8260C		**Method:SW8260**					Analyst: AKP
1,2-Dichloroethane	< 0.00020		0.00020	0.0010	mg/L	1	28-Jan-2022 22:20
Benzene	< 0.00020		0.00020	0.0010	mg/L	1	28-Jan-2022 22:20
Chlorobenzene	< 0.00030		0.00030	0.0010	mg/L	1	28-Jan-2022 22:20
Ethylbenzene	< 0.00030		0.00030	0.0010	mg/L	1	28-Jan-2022 22:20
Methylene chloride	< 0.0010		0.0010	0.0020	mg/L	1	28-Jan-2022 22:20
Toluene	< 0.00020		0.00020	0.0010	mg/L	1	28-Jan-2022 22:20
Xylenes, Total	< 0.00030		0.00030	0.0010	mg/L	1	28-Jan-2022 22:20
Surr: 1,2-Dichloroethane-d4	*73.2*			*70-126*	*%REC*	*1*	*28-Jan-2022 22:20*
Surr: 4-Bromofluorobenzene	*77.9*			*77-113*	*%REC*	*1*	*28-Jan-2022 22:20*
Surr: Dibromofluoromethane	*88.4*			*77-123*	*%REC*	*1*	*28-Jan-2022 22:20*
Surr: Toluene-d8	*98.4*			*82-127*	*%REC*	*1*	*28-Jan-2022 22:20*

Note: See Qualifiers Page for a list of qualifiers and their explanation.

Client:	Golder Associates Inc.	**ANALYTICAL REPORT**
Project:	Houston TX-Wood Preserving Works	WorkOrder:HS22011133
Sample ID:	WG-1620-MW96B-20220124	Lab ID:HS22011133-02
Collection Date:	24-Jan-2022 13:10	Matrix:Groundwater

ANALYSES	RESULT	QUAL	SDL	MQL	UNITS	DILUTION FACTOR	DATE ANALYZED
LOW LEVEL VOLATILES BY SW8260C		**Method:SW8260**					Analyst: AKP
1,2-Dichloroethane	< 0.00020		0.00020	0.0010	mg/L	1	28-Jan-2022 22:41
Benzene	< 0.00020		0.00020	0.0010	mg/L	1	28-Jan-2022 22:41
Chlorobenzene	< 0.00030		0.00030	0.0010	mg/L	1	28-Jan-2022 22:41
Ethylbenzene	< 0.00030		0.00030	0.0010	mg/L	1	28-Jan-2022 22:41
Methylene chloride	< 0.0010		0.0010	0.0020	mg/L	1	28-Jan-2022 22:41
Toluene	< 0.00020		0.00020	0.0010	mg/L	1	28-Jan-2022 22:41
Xylenes, Total	< 0.00030		0.00030	0.0010	mg/L	1	28-Jan-2022 22:41
Surr: 1,2-Dichloroethane-d4	*75.1*			*70-126*	*%REC*	*1*	*28-Jan-2022 22:41*
Surr: 4-Bromofluorobenzene	*77.0*			*77-113*	*%REC*	*1*	*28-Jan-2022 22:41*
Surr: Dibromofluoromethane	*87.1*			*77-123*	*%REC*	*1*	*28-Jan-2022 22:41*
Surr: Toluene-d8	*99.5*			*82-127*	*%REC*	*1*	*28-Jan-2022 22:41*

Note: See Qualifiers Page for a list of qualifiers and their explanation.

Client:	Golder Associates Inc.	**ANALYTICAL REPORT**
Project:	Houston TX-Wood Preserving Works	WorkOrder:HS22011133
Sample ID:	WG-1620-MW96B-20220124	Lab ID:HS22011133-02
Collection Date:	24-Jan-2022 13:10	Matrix:Groundwater

ANALYSES	RESULT	QUAL	SDL	MQL	UNITS	DILUTION FACTOR	DATE ANALYZED
LOW-LEVEL SEMIVOLATILES BY 8270D		**Method:SW8270**			Prep:SW3510 / 28-Jan-2022		Analyst: GEY
1,2-Diphenylhydrazine	< 0.000021		0.000021	0.00020	mg/L	1	09-Feb-2022 20:55
2,4-Dimethylphenol	< 0.000040		0.000040	0.00020	mg/L	1	09-Feb-2022 20:55
2,4-Dinitrotoluene	< 0.000058		0.000058	0.00020	mg/L	1	09-Feb-2022 20:55
2,6-Dinitrotoluene	< 0.000042		0.000042	0.00020	mg/L	1	09-Feb-2022 20:55
2-Chloronaphthalene	< 0.000021		0.000021	0.00020	mg/L	1	09-Feb-2022 20:55
2-Methylnaphthalene	< 0.000019		0.000019	0.00010	mg/L	1	09-Feb-2022 20:55
4,6-Dinitro-2-methylphenol	< 0.000020		0.000020	0.00020	mg/L	1	09-Feb-2022 20:55
4-Nitrophenol	< 0.000047		0.000047	0.0010	mg/L	1	09-Feb-2022 20:55
Acenaphthene	< 0.000027		0.000027	0.00010	mg/L	1	09-Feb-2022 20:55
Acenaphthylene	< 0.000015		0.000015	0.00010	mg/L	1	09-Feb-2022 20:55
Anthracene	< 0.000014		0.000014	0.00010	mg/L	1	09-Feb-2022 20:55
Benz(a)anthracene	< 0.000050		0.000050	0.00010	mg/L	1	09-Feb-2022 20:55
Benzo(a)pyrene	< 0.000020		0.000020	0.00010	mg/L	1	09-Feb-2022 20:55
Bis(2-chloroethoxy)methane	< 0.000030		0.000030	0.00020	mg/L	1	09-Feb-2022 20:55
Bis(2-ethylhexyl)phthalate	< 0.000037		0.000037	0.00020	mg/L	1	09-Feb-2022 20:55
Chrysene	< 0.000021		0.000021	0.00010	mg/L	1	09-Feb-2022 20:55
Dibenzofuran	< 0.000020		0.000020	0.00010	mg/L	1	09-Feb-2022 20:55
Di-n-butyl phthalate	< 0.000020		0.000020	0.00020	mg/L	1	09-Feb-2022 20:55
Fluoranthene	< 0.000010		0.000010	0.00010	mg/L	1	09-Feb-2022 20:55
Fluorene	< 0.000030		0.000030	0.00010	mg/L	1	09-Feb-2022 20:55
Naphthalene	< 0.000020		0.000020	0.00010	mg/L	1	09-Feb-2022 20:55
Nitrobenzene	< 0.000024		0.000024	0.00020	mg/L	1	09-Feb-2022 20:55
N-Nitrosodiphenylamine	< 0.000025		0.000025	0.00020	mg/L	1	09-Feb-2022 20:55
Pentachlorophenol	< 0.000079		0.000079	0.00020	mg/L	1	09-Feb-2022 20:55
Phenanthrene	< 0.000021		0.000021	0.00010	mg/L	1	09-Feb-2022 20:55
Phenol	< 0.000035		0.000035	0.00020	mg/L	1	09-Feb-2022 20:55
Pyrene	< 0.000019		0.000019	0.00010	mg/L	1	09-Feb-2022 20:55
Surr: 2,4,6-Tribromophenol	*51.8*			*34-129*	*%REC*	*1*	*09-Feb-2022 20:55*
Surr: 2-Fluorobiphenyl	*61.3*			*40-125*	*%REC*	*1*	*09-Feb-2022 20:55*
Surr: 2-Fluorophenol	*40.1*			*20-120*	*%REC*	*1*	*09-Feb-2022 20:55*
Surr: 4-Terphenyl-d14	*85.9*			*40-135*	*%REC*	*1*	*09-Feb-2022 20:55*
Surr: Nitrobenzene-d5	*51.2*			*41-120*	*%REC*	*1*	*09-Feb-2022 20:55*
Surr: Phenol-d6	*56.1*			*20-120*	*%REC*	*1*	*09-Feb-2022 20:55*
ICP-MS METALS BY SW6020A		**Method:SW6020A**			Prep:SW3010A / 08-Feb-2022		Analyst: JHD
Arsenic	< 0.000400		0.000400	0.00200	mg/L	1	08-Feb-2022 21:37

Note: See Qualifiers Page for a list of qualifiers and their explanation.

Client:	Golder Associates Inc.	**ANALYTICAL REPORT**
Project:	Houston TX-Wood Preserving Works	WorkOrder:HS22011133
Sample ID:	WG-1620-MW62B-20220124	Lab ID:HS22011133-03
Collection Date:	24-Jan-2022 14:25	Matrix:Groundwater

ANALYSES	RESULT	QUAL	SDL	MQL	UNITS	DILUTION FACTOR	DATE ANALYZED
LOW LEVEL VOLATILES BY SW8260C		**Method:SW8260**					Analyst: AKP
1,2-Dichloroethane	< 0.00020		0.00020	0.0010	mg/L	1	29-Jan-2022 00:47
Benzene	< 0.00020		0.00020	0.0010	mg/L	1	29-Jan-2022 00:47
Chlorobenzene	< 0.00030		0.00030	0.0010	mg/L	1	29-Jan-2022 00:47
Ethylbenzene	< 0.00030		0.00030	0.0010	mg/L	1	29-Jan-2022 00:47
Methylene chloride	< 0.0010		0.0010	0.0020	mg/L	1	29-Jan-2022 00:47
Toluene	< 0.00020		0.00020	0.0010	mg/L	1	29-Jan-2022 00:47
Xylenes, Total	< 0.00030		0.00030	0.0010	mg/L	1	29-Jan-2022 00:47
Surr: 1,2-Dichloroethane-d4	*78.2*			*70-126*	*%REC*	*1*	*29-Jan-2022 00:47*
Surr: 4-Bromofluorobenzene	*80.5*			*77-113*	*%REC*	*1*	*29-Jan-2022 00:47*
Surr: Dibromofluoromethane	*88.9*			*77-123*	*%REC*	*1*	*29-Jan-2022 00:47*
Surr: Toluene-d8	*98.6*			*82-127*	*%REC*	*1*	*29-Jan-2022 00:47*

Note: See Qualifiers Page for a list of qualifiers and their explanation.

Client:	Golder Associates Inc.	**ANALYTICAL REPORT**
Project:	Houston TX-Wood Preserving Works	WorkOrder:HS22011133
Sample ID:	WG-1620-MW62B-20220124	Lab ID:HS22011133-03
Collection Date:	24-Jan-2022 14:25	Matrix:Groundwater

ANALYSES	RESULT	QUAL	SDL	MQL	UNITS	DILUTION FACTOR	DATE ANALYZED
LOW-LEVEL SEMIVOLATILES BY 8270D		**Method:SW8270**			Prep:SW3510 / 28-Jan-2022		Analyst: GEY
1,2-Diphenylhydrazine	< 0.000021		0.000021	0.00020	mg/L	1	09-Feb-2022 21:14
2,4-Dimethylphenol	< 0.000040		0.000040	0.00020	mg/L	1	09-Feb-2022 21:14
2,4-Dinitrotoluene	< 0.000058		0.000058	0.00020	mg/L	1	09-Feb-2022 21:14
2,6-Dinitrotoluene	< 0.000042		0.000042	0.00020	mg/L	1	09-Feb-2022 21:14
2-Chloronaphthalene	< 0.000021		0.000021	0.00020	mg/L	1	09-Feb-2022 21:14
2-Methylnaphthalene	< 0.000019		0.000019	0.00010	mg/L	1	09-Feb-2022 21:14
4,6-Dinitro-2-methylphenol	< 0.000020		0.000020	0.00020	mg/L	1	09-Feb-2022 21:14
4-Nitrophenol	< 0.000047		0.000047	0.0010	mg/L	1	09-Feb-2022 21:14
Acenaphthene	< 0.000027		0.000027	0.00010	mg/L	1	09-Feb-2022 21:14
Acenaphthylene	< 0.000015		0.000015	0.00010	mg/L	1	09-Feb-2022 21:14
Anthracene	< 0.000014		0.000014	0.00010	mg/L	1	09-Feb-2022 21:14
Benz(a)anthracene	< 0.000050		0.000050	0.00010	mg/L	1	09-Feb-2022 21:14
Benzo(a)pyrene	< 0.000020		0.000020	0.00010	mg/L	1	09-Feb-2022 21:14
Bis(2-chloroethoxy)methane	< 0.000030		0.000030	0.00020	mg/L	1	09-Feb-2022 21:14
Bis(2-ethylhexyl)phthalate	< 0.000037		0.000037	0.00020	mg/L	1	09-Feb-2022 21:14
Chrysene	< 0.000021		0.000021	0.00010	mg/L	1	09-Feb-2022 21:14
Dibenzofuran	< 0.000020		0.000020	0.00010	mg/L	1	09-Feb-2022 21:14
Di-n-butyl phthalate	< 0.000020		0.000020	0.00020	mg/L	1	09-Feb-2022 21:14
Fluoranthene	< 0.000010		0.000010	0.00010	mg/L	1	09-Feb-2022 21:14
Fluorene	< 0.000030		0.000030	0.00010	mg/L	1	09-Feb-2022 21:14
Naphthalene	< 0.000020		0.000020	0.00010	mg/L	1	09-Feb-2022 21:14
Nitrobenzene	< 0.000024		0.000024	0.00020	mg/L	1	09-Feb-2022 21:14
N-Nitrosodiphenylamine	< 0.000025		0.000025	0.00020	mg/L	1	09-Feb-2022 21:14
Pentachlorophenol	< 0.000079		0.000079	0.00020	mg/L	1	09-Feb-2022 21:14
Phenanthrene	< 0.000021		0.000021	0.00010	mg/L	1	09-Feb-2022 21:14
Phenol	< 0.000035		0.000035	0.00020	mg/L	1	09-Feb-2022 21:14
Pyrene	< 0.000019		0.000019	0.00010	mg/L	1	09-Feb-2022 21:14
Surr: 2,4,6-Tribromophenol	*49.5*			*34-129*	*%REC*	*1*	*09-Feb-2022 21:14*
Surr: 2-Fluorobiphenyl	*58.7*			*40-125*	*%REC*	*1*	*09-Feb-2022 21:14*
Surr: 2-Fluorophenol	*35.8*			*20-120*	*%REC*	*1*	*09-Feb-2022 21:14*
Surr: 4-Terphenyl-d14	*88.7*			*40-135*	*%REC*	*1*	*09-Feb-2022 21:14*
Surr: Nitrobenzene-d5	*52.1*			*41-120*	*%REC*	*1*	*09-Feb-2022 21:14*
Surr: Phenol-d6	*36.9*			*20-120*	*%REC*	*1*	*09-Feb-2022 21:14*
ICP-MS METALS BY SW6020A		**Method:SW6020A**			Prep:SW3010A / 08-Feb-2022		Analyst: JHD
Arsenic	**0.00104**	J	**0.000400**	**0.00200**	**mg/L**	1	08-Feb-2022 21:51

Note: See Qualifiers Page for a list of qualifiers and their explanation.

Client:	Golder Associates Inc.	**ANALYTICAL REPORT**
Project:	Houston TX-Wood Preserving Works	WorkOrder:HS22011133
Sample ID:	WG-1620-MW48C-20220124	Lab ID:HS22011133-04
Collection Date:	24-Jan-2022 15:40	Matrix:Groundwater

ANALYSES	RESULT	QUAL	SDL	MQL	UNITS	DILUTION FACTOR	DATE ANALYZED
LOW LEVEL VOLATILES BY SW8260C		**Method:SW8260**					Analyst: AKP
1,2-Dichloroethane	< 0.00020		0.00020	0.0010	mg/L	1	29-Jan-2022 01:08
Benzene	< 0.00020		0.00020	0.0010	mg/L	1	29-Jan-2022 01:08
Chlorobenzene	< 0.00030		0.00030	0.0010	mg/L	1	29-Jan-2022 01:08
Ethylbenzene	< 0.00030		0.00030	0.0010	mg/L	1	29-Jan-2022 01:08
Methylene chloride	< 0.0010		0.0010	0.0020	mg/L	1	29-Jan-2022 01:08
Toluene	< 0.00020		0.00020	0.0010	mg/L	1	29-Jan-2022 01:08
Xylenes, Total	< 0.00030		0.00030	0.0010	mg/L	1	29-Jan-2022 01:08
Surr: 1,2-Dichloroethane-d4	*77.0*			*70-126*	*%REC*	*1*	*29-Jan-2022 01:08*
Surr: 4-Bromofluorobenzene	*79.7*			*77-113*	*%REC*	*1*	*29-Jan-2022 01:08*
Surr: Dibromofluoromethane	*87.9*			*77-123*	*%REC*	*1*	*29-Jan-2022 01:08*
Surr: Toluene-d8	*98.9*			*82-127*	*%REC*	*1*	*29-Jan-2022 01:08*

Note: See Qualifiers Page for a list of qualifiers and their explanation.

Client:	Golder Associates Inc.	**ANALYTICAL REPORT**
Project:	Houston TX-Wood Preserving Works	WorkOrder:HS22011133
Sample ID:	WG-1620-MW48C-20220124	Lab ID:HS22011133-04
Collection Date:	24-Jan-2022 15:40	Matrix:Groundwater

ANALYSES	RESULT	QUAL	SDL	MQL	UNITS	DILUTION FACTOR	DATE ANALYZED
LOW-LEVEL SEMIVOLATILES BY 8270D		**Method:SW8270**			Prep:SW3510 / 28-Jan-2022		Analyst: GEY
1,2-Diphenylhydrazine	< 0.000021		0.000021	0.00020	mg/L	1	09-Feb-2022 21:32
2,4-Dimethylphenol	< 0.000040		0.000040	0.00020	mg/L	1	09-Feb-2022 21:32
2,4-Dinitrotoluene	< 0.000058		0.000058	0.00020	mg/L	1	09-Feb-2022 21:32
2,6-Dinitrotoluene	< 0.000042		0.000042	0.00020	mg/L	1	09-Feb-2022 21:32
2-Chloronaphthalene	< 0.000021		0.000021	0.00020	mg/L	1	09-Feb-2022 21:32
2-Methylnaphthalene	< 0.000019		0.000019	0.00010	mg/L	1	09-Feb-2022 21:32
4,6-Dinitro-2-methylphenol	< 0.000020		0.000020	0.00020	mg/L	1	09-Feb-2022 21:32
4-Nitrophenol	< 0.000047		0.000047	0.0010	mg/L	1	09-Feb-2022 21:32
Acenaphthene	< 0.000027		0.000027	0.00010	mg/L	1	09-Feb-2022 21:32
Acenaphthylene	< 0.000015		0.000015	0.00010	mg/L	1	09-Feb-2022 21:32
Anthracene	< 0.000014		0.000014	0.00010	mg/L	1	09-Feb-2022 21:32
Benz(a)anthracene	< 0.000050		0.000050	0.00010	mg/L	1	09-Feb-2022 21:32
Benzo(a)pyrene	< 0.000020		0.000020	0.00010	mg/L	1	09-Feb-2022 21:32
Bis(2-chloroethoxy)methane	< 0.000030		0.000030	0.00020	mg/L	1	09-Feb-2022 21:32
Bis(2-ethylhexyl)phthalate	< 0.000037		0.000037	0.00020	mg/L	1	09-Feb-2022 21:32
Chrysene	< 0.000021		0.000021	0.00010	mg/L	1	09-Feb-2022 21:32
Dibenzofuran	< 0.000020		0.000020	0.00010	mg/L	1	09-Feb-2022 21:32
Di-n-butyl phthalate	< 0.000020		0.000020	0.00020	mg/L	1	09-Feb-2022 21:32
Fluoranthene	< 0.000010		0.000010	0.00010	mg/L	1	09-Feb-2022 21:32
Fluorene	< 0.000030		0.000030	0.00010	mg/L	1	09-Feb-2022 21:32
Naphthalene	< 0.000020		0.000020	0.00010	mg/L	1	09-Feb-2022 21:32
Nitrobenzene	< 0.000024		0.000024	0.00020	mg/L	1	09-Feb-2022 21:32
N-Nitrosodiphenylamine	< 0.000025		0.000025	0.00020	mg/L	1	09-Feb-2022 21:32
Pentachlorophenol	< 0.000079		0.000079	0.00020	mg/L	1	09-Feb-2022 21:32
Phenanthrene	< 0.000021		0.000021	0.00010	mg/L	1	09-Feb-2022 21:32
Phenol	< 0.000035		0.000035	0.00020	mg/L	1	09-Feb-2022 21:32
Pyrene	< 0.000019		0.000019	0.00010	mg/L	1	09-Feb-2022 21:32
Surr: 2,4,6-Tribromophenol	*58.3*			*34-129*	*%REC*	*1*	*09-Feb-2022 21:32*
Surr: 2-Fluorobiphenyl	*57.0*			*40-125*	*%REC*	*1*	*09-Feb-2022 21:32*
Surr: 2-Fluorophenol	*28.8*			*20-120*	*%REC*	*1*	*09-Feb-2022 21:32*
Surr: 4-Terphenyl-d14	*86.3*			*40-135*	*%REC*	*1*	*09-Feb-2022 21:32*
Surr: Nitrobenzene-d5	*48.2*			*41-120*	*%REC*	*1*	*09-Feb-2022 21:32*
Surr: Phenol-d6	*50.6*			*20-120*	*%REC*	*1*	*09-Feb-2022 21:32*
ICP-MS METALS BY SW6020A		**Method:SW6020A**			Prep:SW3010A / 08-Feb-2022		Analyst: JHD
Arsenic	< 0.000400		0.000400	0.00200	mg/L	1	08-Feb-2022 21:53

Note: See Qualifiers Page for a list of qualifiers and their explanation.

Client:	Golder Associates Inc.	**ANALYTICAL REPORT**
Project:	Houston TX-Wood Preserving Works	WorkOrder:HS22011133
Sample ID:	WG-1620-MW27C-20220124	Lab ID:HS22011133-05
Collection Date:	24-Jan-2022 16:45	Matrix:Groundwater

ANALYSES	RESULT	QUAL	SDL	MQL	UNITS	DILUTION FACTOR	DATE ANALYZED
LOW LEVEL VOLATILES BY SW8260C		**Method:SW8260**					Analyst: AKP
1,2-Dichloroethane	< 0.00020		0.00020	0.0010	mg/L	1	29-Jan-2022 01:29
Benzene	< 0.00020		0.00020	0.0010	mg/L	1	29-Jan-2022 01:29
Chlorobenzene	< 0.00030		0.00030	0.0010	mg/L	1	29-Jan-2022 01:29
Ethylbenzene	< 0.00030		0.00030	0.0010	mg/L	1	29-Jan-2022 01:29
Methylene chloride	< 0.0010		0.0010	0.0020	mg/L	1	29-Jan-2022 01:29
Toluene	< 0.00020		0.00020	0.0010	mg/L	1	29-Jan-2022 01:29
Xylenes, Total	< 0.00030		0.00030	0.0010	mg/L	1	29-Jan-2022 01:29
Surr: 1,2-Dichloroethane-d4	*77.5*			*70-126*	*%REC*	*1*	*29-Jan-2022 01:29*
Surr: 4-Bromofluorobenzene	*80.4*			*77-113*	*%REC*	*1*	*29-Jan-2022 01:29*
Surr: Dibromofluoromethane	*87.5*			*77-123*	*%REC*	*1*	*29-Jan-2022 01:29*
Surr: Toluene-d8	*98.4*			*82-127*	*%REC*	*1*	*29-Jan-2022 01:29*

Note: See Qualifiers Page for a list of qualifiers and their explanation.

Client:	Golder Associates Inc.	**ANALYTICAL REPORT**
Project:	Houston TX-Wood Preserving Works	WorkOrder:HS22011133
Sample ID:	WG-1620-MW27C-20220124	Lab ID:HS22011133-05
Collection Date:	24-Jan-2022 16:45	Matrix:Groundwater

ANALYSES	RESULT	QUAL	SDL	MQL	UNITS	DILUTION FACTOR	DATE ANALYZED
LOW-LEVEL SEMIVOLATILES BY 8270D		**Method:SW8270**			Prep:SW3510 / 28-Jan-2022		Analyst: GEY
1,2-Diphenylhydrazine	< 0.000021		0.000021	0.00020	mg/L	1	09-Feb-2022 21:51
2,4-Dimethylphenol	< 0.000040		0.000040	0.00020	mg/L	1	09-Feb-2022 21:51
2,4-Dinitrotoluene	< 0.000058		0.000058	0.00020	mg/L	1	09-Feb-2022 21:51
2,6-Dinitrotoluene	< 0.000042		0.000042	0.00020	mg/L	1	09-Feb-2022 21:51
2-Chloronaphthalene	< 0.000021		0.000021	0.00020	mg/L	1	09-Feb-2022 21:51
2-Methylnaphthalene	< 0.000019		0.000019	0.00010	mg/L	1	09-Feb-2022 21:51
4,6-Dinitro-2-methylphenol	< 0.000020		0.000020	0.00020	mg/L	1	09-Feb-2022 21:51
4-Nitrophenol	< 0.000047		0.000047	0.0010	mg/L	1	09-Feb-2022 21:51
Acenaphthene	< 0.000027		0.000027	0.00010	mg/L	1	09-Feb-2022 21:51
Acenaphthylene	< 0.000015		0.000015	0.00010	mg/L	1	09-Feb-2022 21:51
Anthracene	< 0.000014		0.000014	0.00010	mg/L	1	09-Feb-2022 21:51
Benz(a)anthracene	< 0.000050		0.000050	0.00010	mg/L	1	09-Feb-2022 21:51
Benzo(a)pyrene	< 0.000020		0.000020	0.00010	mg/L	1	09-Feb-2022 21:51
Bis(2-chloroethoxy)methane	< 0.000030		0.000030	0.00020	mg/L	1	09-Feb-2022 21:51
Bis(2-ethylhexyl)phthalate	< 0.000037		0.000037	0.00020	mg/L	1	09-Feb-2022 21:51
Chrysene	< 0.000021		0.000021	0.00010	mg/L	1	09-Feb-2022 21:51
Dibenzofuran	< 0.000020		0.000020	0.00010	mg/L	1	09-Feb-2022 21:51
Di-n-butyl phthalate	< 0.000020		0.000020	0.00020	mg/L	1	09-Feb-2022 21:51
Fluoranthene	< 0.000010		0.000010	0.00010	mg/L	1	09-Feb-2022 21:51
Fluorene	< 0.000030		0.000030	0.00010	mg/L	1	09-Feb-2022 21:51
Naphthalene	< 0.000020		0.000020	0.00010	mg/L	1	09-Feb-2022 21:51
Nitrobenzene	< 0.000024		0.000024	0.00020	mg/L	1	09-Feb-2022 21:51
N-Nitrosodiphenylamine	< 0.000025		0.000025	0.00020	mg/L	1	09-Feb-2022 21:51
Pentachlorophenol	< 0.000079		0.000079	0.00020	mg/L	1	09-Feb-2022 21:51
Phenanthrene	< 0.000021		0.000021	0.00010	mg/L	1	09-Feb-2022 21:51
Phenol	< 0.000035		0.000035	0.00020	mg/L	1	09-Feb-2022 21:51
Pyrene	< 0.000019		0.000019	0.00010	mg/L	1	09-Feb-2022 21:51
Surr: 2,4,6-Tribromophenol	*58.1*			*34-129*	*%REC*	*1*	*09-Feb-2022 21:51*
Surr: 2-Fluorobiphenyl	*51.9*			*40-125*	*%REC*	*1*	*09-Feb-2022 21:51*
Surr: 2-Fluorophenol	*31.8*			*20-120*	*%REC*	*1*	*09-Feb-2022 21:51*
Surr: 4-Terphenyl-d14	*88.7*			*40-135*	*%REC*	*1*	*09-Feb-2022 21:51*
Surr: Nitrobenzene-d5	*42.5*			*41-120*	*%REC*	*1*	*09-Feb-2022 21:51*
Surr: Phenol-d6	*42.2*			*20-120*	*%REC*	*1*	*09-Feb-2022 21:51*
ICP-MS METALS BY SW6020A		**Method:SW6020A**			Prep:SW3010A / 08-Feb-2022		Analyst: JHD
Arsenic	< 0.000400		0.000400	0.00200	mg/L	1	08-Feb-2022 21:55

Note: See Qualifiers Page for a list of qualifiers and their explanation.

Client:	Golder Associates Inc.	**ANALYTICAL REPORT**
Project:	Houston TX-Wood Preserving Works	WorkOrder:HS22011133
Sample ID:	WG-1620-FB09-20220124	Lab ID:HS22011133-06
Collection Date:	24-Jan-2022 17:15	Matrix:Water

ANALYSES	RESULT	QUAL	SDL	MQL	UNITS	DILUTION FACTOR	DATE ANALYZED
LOW LEVEL VOLATILES BY SW8260C		**Method:SW8260**					Analyst: AKP
1,2-Dichloroethane	< 0.00020		0.00020	0.0010	mg/L	1	29-Jan-2022 00:05
Benzene	< 0.00020		0.00020	0.0010	mg/L	1	29-Jan-2022 00:05
Chlorobenzene	< 0.00030		0.00030	0.0010	mg/L	1	29-Jan-2022 00:05
Ethylbenzene	< 0.00030		0.00030	0.0010	mg/L	1	29-Jan-2022 00:05
Methylene chloride	< 0.0010		0.0010	0.0020	mg/L	1	29-Jan-2022 00:05
Toluene	< 0.00020		0.00020	0.0010	mg/L	1	29-Jan-2022 00:05
Xylenes, Total	< 0.00030		0.00030	0.0010	mg/L	1	29-Jan-2022 00:05
Surr: 1,2-Dichloroethane-d4	*76.3*			*70-126*	*%REC*	*1*	*29-Jan-2022 00:05*
Surr: 4-Bromofluorobenzene	*78.7*			*77-113*	*%REC*	*1*	*29-Jan-2022 00:05*
Surr: Dibromofluoromethane	*88.1*			*77-123*	*%REC*	*1*	*29-Jan-2022 00:05*
Surr: Toluene-d8	*97.7*			*82-127*	*%REC*	*1*	*29-Jan-2022 00:05*

Note: See Qualifiers Page for a list of qualifiers and their explanation.

Client:	Golder Associates Inc.	**ANALYTICAL REPORT**
Project:	Houston TX-Wood Preserving Works	WorkOrder:HS22011133
Sample ID:	WG-1620-FB09-20220124	Lab ID:HS22011133-06
Collection Date:	24-Jan-2022 17:15	Matrix:Water

ANALYSES	RESULT	QUAL	SDL	MQL	UNITS	DILUTION FACTOR	DATE ANALYZED
LOW-LEVEL SEMIVOLATILES BY 8270D		**Method:SW8270**			Prep:SW3510 / 28-Jan-2022		Analyst: GEY
1,2-Diphenylhydrazine	< 0.000021		0.000021	0.00020	mg/L	1	09-Feb-2022 22:09
2,4-Dimethylphenol	< 0.000040		0.000040	0.00020	mg/L	1	09-Feb-2022 22:09
2,4-Dinitrotoluene	< 0.000058		0.000058	0.00020	mg/L	1	09-Feb-2022 22:09
2,6-Dinitrotoluene	< 0.000042		0.000042	0.00020	mg/L	1	09-Feb-2022 22:09
2-Chloronaphthalene	< 0.000021		0.000021	0.00020	mg/L	1	09-Feb-2022 22:09
2-Methylnaphthalene	< 0.000019		0.000019	0.00010	mg/L	1	09-Feb-2022 22:09
4,6-Dinitro-2-methylphenol	< 0.000020		0.000020	0.00020	mg/L	1	09-Feb-2022 22:09
4-Nitrophenol	< 0.000047		0.000047	0.0010	mg/L	1	09-Feb-2022 22:09
Acenaphthene	< 0.000027		0.000027	0.00010	mg/L	1	09-Feb-2022 22:09
Acenaphthylene	< 0.000015		0.000015	0.00010	mg/L	1	09-Feb-2022 22:09
Anthracene	< 0.000014		0.000014	0.00010	mg/L	1	09-Feb-2022 22:09
Benz(a)anthracene	< 0.000050		0.000050	0.00010	mg/L	1	09-Feb-2022 22:09
Benzo(a)pyrene	< 0.000020		0.000020	0.00010	mg/L	1	09-Feb-2022 22:09
Bis(2-chloroethoxy)methane	< 0.000030		0.000030	0.00020	mg/L	1	09-Feb-2022 22:09
Bis(2-ethylhexyl)phthalate	< 0.000037		0.000037	0.00020	mg/L	1	09-Feb-2022 22:09
Chrysene	< 0.000021		0.000021	0.00010	mg/L	1	09-Feb-2022 22:09
Dibenzofuran	< 0.000020		0.000020	0.00010	mg/L	1	09-Feb-2022 22:09
Di-n-butyl phthalate	< 0.000020		0.000020	0.00020	mg/L	1	09-Feb-2022 22:09
Fluoranthene	< 0.000010		0.000010	0.00010	mg/L	1	09-Feb-2022 22:09
Fluorene	< 0.000030		0.000030	0.00010	mg/L	1	09-Feb-2022 22:09
Naphthalene	< 0.000020		0.000020	0.00010	mg/L	1	09-Feb-2022 22:09
Nitrobenzene	< 0.000024		0.000024	0.00020	mg/L	1	09-Feb-2022 22:09
N-Nitrosodiphenylamine	< 0.000025		0.000025	0.00020	mg/L	1	09-Feb-2022 22:09
Pentachlorophenol	< 0.000079		0.000079	0.00020	mg/L	1	09-Feb-2022 22:09
Phenanthrene	< 0.000021		0.000021	0.00010	mg/L	1	09-Feb-2022 22:09
Phenol	< 0.000035		0.000035	0.00020	mg/L	1	09-Feb-2022 22:09
Pyrene	< 0.000019		0.000019	0.00010	mg/L	1	09-Feb-2022 22:09
Surr: 2,4,6-Tribromophenol	*64.4*			*34-129*	*%REC*	*1*	*09-Feb-2022 22:09*
Surr: 2-Fluorobiphenyl	*70.4*			*40-125*	*%REC*	*1*	*09-Feb-2022 22:09*
Surr: 2-Fluorophenol	*47.6*			*20-120*	*%REC*	*1*	*09-Feb-2022 22:09*
Surr: 4-Terphenyl-d14	*91.1*			*40-135*	*%REC*	*1*	*09-Feb-2022 22:09*
Surr: Nitrobenzene-d5	*62.7*			*41-120*	*%REC*	*1*	*09-Feb-2022 22:09*
Surr: Phenol-d6	*22.4*			*20-120*	*%REC*	*1*	*09-Feb-2022 22:09*
ICP-MS METALS BY SW6020A		**Method:SW6020A**			Prep:SW3010A / 08-Feb-2022		Analyst: JHD
Arsenic	< 0.000400		0.000400	0.00200	mg/L	1	08-Feb-2022 21:57

Note: See Qualifiers Page for a list of qualifiers and their explanation.

Client:	Golder Associates Inc.	**ANALYTICAL REPORT**
Project:	Houston TX-Wood Preserving Works	WorkOrder:HS22011133
Sample ID:	WG-1620-MW64A-20220125	Lab ID:HS22011133-07
Collection Date:	25-Jan-2022 07:55	Matrix:Groundwater

ANALYSES	RESULT	QUAL	SDL	MQL	UNITS	DILUTION FACTOR	DATE ANALYZED
LOW LEVEL VOLATILES BY SW8260C		**Method:SW8260**					Analyst: AKP
1,2-Dichloroethane	< 0.00020		0.00020	0.0010	mg/L	1	29-Jan-2022 01:49
Benzene	< 0.00020		0.00020	0.0010	mg/L	1	29-Jan-2022 01:49
Chlorobenzene	< 0.00030		0.00030	0.0010	mg/L	1	29-Jan-2022 01:49
Ethylbenzene	< 0.00030		0.00030	0.0010	mg/L	1	29-Jan-2022 01:49
Methylene chloride	< 0.0010		0.0010	0.0020	mg/L	1	29-Jan-2022 01:49
Toluene	< 0.00020		0.00020	0.0010	mg/L	1	29-Jan-2022 01:49
Xylenes, Total	< 0.00030		0.00030	0.0010	mg/L	1	29-Jan-2022 01:49
Surr: 1,2-Dichloroethane-d4	*74.9*			*70-126*	*%REC*	*1*	*29-Jan-2022 01:49*
Surr: 4-Bromofluorobenzene	*78.1*			*77-113*	*%REC*	*1*	*29-Jan-2022 01:49*
Surr: Dibromofluoromethane	*87.0*			*77-123*	*%REC*	*1*	*29-Jan-2022 01:49*
Surr: Toluene-d8	*98.9*			*82-127*	*%REC*	*1*	*29-Jan-2022 01:49*

Note: See Qualifiers Page for a list of qualifiers and their explanation.

Client:	Golder Associates Inc.	**ANALYTICAL REPORT**
Project:	Houston TX-Wood Preserving Works	WorkOrder:HS22011133
Sample ID:	WG-1620-MW64A-20220125	Lab ID:HS22011133-07
Collection Date:	25-Jan-2022 07:55	Matrix:Groundwater

ANALYSES	RESULT	QUAL	SDL	MQL	UNITS	DILUTION FACTOR	DATE ANALYZED
LOW-LEVEL SEMIVOLATILES BY 8270D		**Method:SW8270**			Prep:SW3510 / 28-Jan-2022		Analyst: GEY
1,2-Diphenylhydrazine	< 0.000021		0.000021	0.00020	mg/L	1	09-Feb-2022 22:28
2,4-Dimethylphenol	< 0.000040		0.000040	0.00020	mg/L	1	09-Feb-2022 22:28
2,4-Dinitrotoluene	< 0.000058		0.000058	0.00020	mg/L	1	09-Feb-2022 22:28
2,6-Dinitrotoluene	< 0.000042		0.000042	0.00020	mg/L	1	09-Feb-2022 22:28
2-Chloronaphthalene	< 0.000021		0.000021	0.00020	mg/L	1	09-Feb-2022 22:28
2-Methylnaphthalene	< 0.000019		0.000019	0.00010	mg/L	1	09-Feb-2022 22:28
4,6-Dinitro-2-methylphenol	< 0.000020		0.000020	0.00020	mg/L	1	09-Feb-2022 22:28
4-Nitrophenol	< 0.000047		0.000047	0.0010	mg/L	1	09-Feb-2022 22:28
Acenaphthene	< 0.000027		0.000027	0.00010	mg/L	1	09-Feb-2022 22:28
Acenaphthylene	< 0.000015		0.000015	0.00010	mg/L	1	09-Feb-2022 22:28
Anthracene	< 0.000014		0.000014	0.00010	mg/L	1	09-Feb-2022 22:28
Benz(a)anthracene	< 0.000050		0.000050	0.00010	mg/L	1	09-Feb-2022 22:28
Benzo(a)pyrene	< 0.000020		0.000020	0.00010	mg/L	1	09-Feb-2022 22:28
Bis(2-chloroethoxy)methane	< 0.000030		0.000030	0.00020	mg/L	1	09-Feb-2022 22:28
Bis(2-ethylhexyl)phthalate	< 0.000037		0.000037	0.00020	mg/L	1	09-Feb-2022 22:28
Chrysene	< 0.000021		0.000021	0.00010	mg/L	1	09-Feb-2022 22:28
Dibenzofuran	< 0.000020		0.000020	0.00010	mg/L	1	09-Feb-2022 22:28
Di-n-butyl phthalate	< 0.000020		0.000020	0.00020	mg/L	1	09-Feb-2022 22:28
Fluoranthene	< 0.000010		0.000010	0.00010	mg/L	1	09-Feb-2022 22:28
Fluorene	< 0.000030		0.000030	0.00010	mg/L	1	09-Feb-2022 22:28
Naphthalene	< 0.000020		0.000020	0.00010	mg/L	1	09-Feb-2022 22:28
Nitrobenzene	< 0.000024		0.000024	0.00020	mg/L	1	09-Feb-2022 22:28
N-Nitrosodiphenylamine	< 0.000025		0.000025	0.00020	mg/L	1	09-Feb-2022 22:28
Pentachlorophenol	< 0.000079		0.000079	0.00020	mg/L	1	09-Feb-2022 22:28
Phenanthrene	< 0.000021		0.000021	0.00010	mg/L	1	09-Feb-2022 22:28
Phenol	< 0.000035		0.000035	0.00020	mg/L	1	09-Feb-2022 22:28
Pyrene	< 0.000019		0.000019	0.00010	mg/L	1	09-Feb-2022 22:28
Surr: 2,4,6-Tribromophenol	*58.4*			*34-129*	*%REC*	*1*	*09-Feb-2022 22:28*
Surr: 2-Fluorobiphenyl	*50.7*			*40-125*	*%REC*	*1*	*09-Feb-2022 22:28*
Surr: 2-Fluorophenol	*30.3*			*20-120*	*%REC*	*1*	*09-Feb-2022 22:28*
Surr: 4-Terphenyl-d14	*86.1*			*40-135*	*%REC*	*1*	*09-Feb-2022 22:28*
Surr: Nitrobenzene-d5	*54.9*			*41-120*	*%REC*	*1*	*09-Feb-2022 22:28*
Surr: Phenol-d6	*30.1*			*20-120*	*%REC*	*1*	*09-Feb-2022 22:28*

Note: See Qualifiers Page for a list of qualifiers and their explanation.

Client:	Golder Associates Inc.	**ANALYTICAL REPORT**
Project:	Houston TX-Wood Preserving Works	WorkOrder:HS22011133
Sample ID:	WG-1620-MW64A-20220125	Lab ID:HS22011133-07
Collection Date:	25-Jan-2022 07:55	Matrix:Groundwater

ANALYSES	RESULT	QUAL	SDL	MQL	UNITS	DILUTION FACTOR	DATE ANALYZED
ICP-MS METALS BY SW6020A		**Method:SW6020A**			Prep:SW3010A / 08-Feb-2022		Analyst: JHD
Arsenic	**0.00257**		**0.000400**	**0.00200**	**mg/L**	1	08-Feb-2022 21:59
Calcium	**81.6**		**0.0340**	**0.500**	**mg/L**	1	08-Feb-2022 21:59
Iron	**0.461**		**0.0120**	**0.200**	**mg/L**	1	08-Feb-2022 21:59
Magnesium	**25.3**		**0.0100**	**0.200**	**mg/L**	1	08-Feb-2022 21:59
Manganese	**1.37**		**0.000700**	**0.00500**	**mg/L**	1	08-Feb-2022 21:59
Potassium	**0.978**		**0.0180**	**0.200**	**mg/L**	1	08-Feb-2022 21:59
Sodium	**52.0**		**0.0140**	**0.200**	**mg/L**	1	08-Feb-2022 21:59
ALKALINITY BY SM 2320B-2011		**Method:SM2320B**					Analyst: TH
Alkalinity, Bicarbonate (As CaCO3)	**77.5**		**5.00**	**5.00**	**mg/L**	1	26-Jan-2022 19:21
Alkalinity, Carbonate (As CaCO3)	< 5.00		5.00	5.00	mg/L	1	26-Jan-2022 19:21
Alkalinity, Total (As CaCO3)	**77.5**		**5.00**	**5.00**	**mg/L**	1	26-Jan-2022 19:21
ANIONS BY SW9056A		**Method:SW9056**					Analyst: YP
Chloride	**23.6**		**0.200**	**0.500**	**mg/L**	1	26-Jan-2022 19:27
Fluoride	**0.218**		**0.0500**	**0.100**	**mg/L**	1	26-Jan-2022 19:27
Nitrogen, Nitrate (As N)	**0.113**		**0.0300**	**0.100**	**mg/L**	1	26-Jan-2022 19:27
Nitrogen, Nitrite (As N)	**0.105**		**0.0300**	**0.100**	**mg/L**	1	26-Jan-2022 19:27
Sulfate	**6.92**		**0.200**	**0.500**	**mg/L**	1	26-Jan-2022 19:27
Nitrate/Nitrite (as N)	**0.218**		**0.0300**	**0.100**	**mg/L**	1	26-Jan-2022 19:27

Note: See Qualifiers Page for a list of qualifiers and their explanation.

Client:	Golder Associates Inc.	**ANALYTICAL REPORT**
Project:	Houston TX-Wood Preserving Works	WorkOrder:HS22011133
Sample ID:	WG-1620-MW95A-20220125	Lab ID:HS22011133-08
Collection Date:	25-Jan-2022 09:25	Matrix:Groundwater

ANALYSES	RESULT	QUAL	SDL	MQL	UNITS	DILUTION FACTOR	DATE ANALYZED
LOW LEVEL VOLATILES BY SW8260C		**Method:SW8260**					Analyst: AKP
1,2-Dichloroethane	< 0.00020		0.00020	0.0010	mg/L	1	29-Jan-2022 02:10
Benzene	< 0.00020		0.00020	0.0010	mg/L	1	29-Jan-2022 02:10
Chlorobenzene	< 0.00030		0.00030	0.0010	mg/L	1	29-Jan-2022 02:10
Ethylbenzene	< 0.00030		0.00030	0.0010	mg/L	1	29-Jan-2022 02:10
Methylene chloride	< 0.0010		0.0010	0.0020	mg/L	1	29-Jan-2022 02:10
Toluene	< 0.00020		0.00020	0.0010	mg/L	1	29-Jan-2022 02:10
Xylenes, Total	< 0.00030		0.00030	0.0010	mg/L	1	29-Jan-2022 02:10
Surr: 1,2-Dichloroethane-d4	*73.3*			*70-126*	*%REC*	*1*	*29-Jan-2022 02:10*
Surr: 4-Bromofluorobenzene	*77.4*			*77-113*	*%REC*	*1*	*29-Jan-2022 02:10*
Surr: Dibromofluoromethane	*89.7*			*77-123*	*%REC*	*1*	*29-Jan-2022 02:10*
Surr: Toluene-d8	*99.7*			*82-127*	*%REC*	*1*	*29-Jan-2022 02:10*

Note: See Qualifiers Page for a list of qualifiers and their explanation.

Client:	Golder Associates Inc.	**ANALYTICAL REPORT**
Project:	Houston TX-Wood Preserving Works	WorkOrder:HS22011133
Sample ID:	WG-1620-MW95A-20220125	Lab ID:HS22011133-08
Collection Date:	25-Jan-2022 09:25	Matrix:Groundwater

ANALYSES	RESULT	QUAL	SDL	MQL	UNITS	DILUTION FACTOR	DATE ANALYZED
LOW-LEVEL SEMIVOLATILES BY 8270D		**Method:SW8270**			Prep:SW3510 / 28-Jan-2022		Analyst: GEY
1,2-Diphenylhydrazine	< 0.000021		0.000021	0.00020	mg/L	1	09-Feb-2022 22:47
2,4-Dimethylphenol	< 0.000040		0.000040	0.00020	mg/L	1	09-Feb-2022 22:47
2,4-Dinitrotoluene	< 0.000058		0.000058	0.00020	mg/L	1	09-Feb-2022 22:47
2,6-Dinitrotoluene	< 0.000042		0.000042	0.00020	mg/L	1	09-Feb-2022 22:47
2-Chloronaphthalene	< 0.000021		0.000021	0.00020	mg/L	1	09-Feb-2022 22:47
2-Methylnaphthalene	< 0.000019		0.000019	0.00010	mg/L	1	09-Feb-2022 22:47
4,6-Dinitro-2-methylphenol	< 0.000020		0.000020	0.00020	mg/L	1	09-Feb-2022 22:47
4-Nitrophenol	< 0.000047		0.000047	0.0010	mg/L	1	09-Feb-2022 22:47
Acenaphthene	< 0.000027		0.000027	0.00010	mg/L	1	09-Feb-2022 22:47
Acenaphthylene	< 0.000015		0.000015	0.00010	mg/L	1	09-Feb-2022 22:47
Anthracene	< 0.000014		0.000014	0.00010	mg/L	1	09-Feb-2022 22:47
Benz(a)anthracene	< 0.000050		0.000050	0.00010	mg/L	1	09-Feb-2022 22:47
Benzo(a)pyrene	< 0.000020		0.000020	0.00010	mg/L	1	09-Feb-2022 22:47
Bis(2-chloroethoxy)methane	< 0.000030		0.000030	0.00020	mg/L	1	09-Feb-2022 22:47
Bis(2-ethylhexyl)phthalate	< 0.000037		0.000037	0.00020	mg/L	1	09-Feb-2022 22:47
Chrysene	< 0.000021		0.000021	0.00010	mg/L	1	09-Feb-2022 22:47
Dibenzofuran	< 0.000020		0.000020	0.00010	mg/L	1	09-Feb-2022 22:47
Di-n-butyl phthalate	< 0.000020		0.000020	0.00020	mg/L	1	09-Feb-2022 22:47
Fluoranthene	< 0.000010		0.000010	0.00010	mg/L	1	09-Feb-2022 22:47
Fluorene	< 0.000030		0.000030	0.00010	mg/L	1	09-Feb-2022 22:47
Naphthalene	< 0.000020		0.000020	0.00010	mg/L	1	09-Feb-2022 22:47
Nitrobenzene	< 0.000024		0.000024	0.00020	mg/L	1	09-Feb-2022 22:47
N-Nitrosodiphenylamine	< 0.000025		0.000025	0.00020	mg/L	1	09-Feb-2022 22:47
Pentachlorophenol	< 0.000079		0.000079	0.00020	mg/L	1	09-Feb-2022 22:47
Phenanthrene	< 0.000021		0.000021	0.00010	mg/L	1	09-Feb-2022 22:47
Phenol	< 0.000035		0.000035	0.00020	mg/L	1	09-Feb-2022 22:47
Pyrene	< 0.000019		0.000019	0.00010	mg/L	1	09-Feb-2022 22:47
Surr: 2,4,6-Tribromophenol	*59.9*			*34-129*	*%REC*	*1*	*09-Feb-2022 22:47*
Surr: 2-Fluorobiphenyl	*57.5*			*40-125*	*%REC*	*1*	*09-Feb-2022 22:47*
Surr: 2-Fluorophenol	*42.2*			*20-120*	*%REC*	*1*	*09-Feb-2022 22:47*
Surr: 4-Terphenyl-d14	*87.1*			*40-135*	*%REC*	*1*	*09-Feb-2022 22:47*
Surr: Nitrobenzene-d5	*54.3*			*41-120*	*%REC*	*1*	*09-Feb-2022 22:47*
Surr: Phenol-d6	*46.9*			*20-120*	*%REC*	*1*	*09-Feb-2022 22:47*

Note: See Qualifiers Page for a list of qualifiers and their explanation.

Client:	Golder Associates Inc.	**ANALYTICAL REPORT**
Project:	Houston TX-Wood Preserving Works	WorkOrder:HS22011133
Sample ID:	WG-1620-MW95A-20220125	Lab ID:HS22011133-08
Collection Date:	25-Jan-2022 09:25	Matrix:Groundwater

ANALYSES	RESULT	QUAL	SDL	MQL	UNITS	DILUTION FACTOR	DATE ANALYZED
ICP-MS METALS BY SW6020A		**Method:SW6020A**			Prep:SW3010A / 08-Feb-2022		Analyst: JHD
Arsenic	**0.00306**		**0.000400**	**0.00200**	**mg/L**	1	08-Feb-2022 22:01
Calcium	**89.7**		**0.0340**	**0.500**	**mg/L**	1	08-Feb-2022 22:01
Iron	**0.637**		**0.0120**	**0.200**	**mg/L**	1	08-Feb-2022 22:01
Magnesium	**18.0**		**0.0100**	**0.200**	**mg/L**	1	08-Feb-2022 22:01
Manganese	**0.113**		**0.000700**	**0.00500**	**mg/L**	1	08-Feb-2022 22:01
Potassium	**0.567**		**0.0180**	**0.200**	**mg/L**	1	08-Feb-2022 22:01
Sodium	**116**		**0.0140**	**0.200**	**mg/L**	1	08-Feb-2022 22:01
ALKALINITY BY SM 2320B-2011		**Method:SM2320B**					Analyst: TH
Alkalinity, Bicarbonate (As CaCO3)	**111**		**5.00**	**5.00**	**mg/L**	1	26-Jan-2022 19:27
Alkalinity, Carbonate (As CaCO3)	< 5.00		5.00	5.00	mg/L	1	26-Jan-2022 19:27
Alkalinity, Total (As CaCO3)	**111**		**5.00**	**5.00**	**mg/L**	1	26-Jan-2022 19:27
ANIONS BY SW9056A		**Method:SW9056**					Analyst: YP
Chloride	**7.92**		**0.200**	**0.500**	**mg/L**	1	26-Jan-2022 19:34
Fluoride	**0.181**		**0.0500**	**0.100**	**mg/L**	1	26-Jan-2022 19:34
Nitrogen, Nitrate (As N)	**0.231**		**0.0300**	**0.100**	**mg/L**	1	26-Jan-2022 19:34
Nitrogen, Nitrite (As N)	**0.142**		**0.0300**	**0.100**	**mg/L**	1	26-Jan-2022 19:34
Sulfate	**4.19**		**0.200**	**0.500**	**mg/L**	1	26-Jan-2022 19:34
Nitrate/Nitrite (as N)	**0.373**		**0.0300**	**0.100**	**mg/L**	1	26-Jan-2022 19:34

Note: See Qualifiers Page for a list of qualifiers and their explanation.

Client:	Golder Associates Inc.	**ANALYTICAL REPORT**
Project:	Houston TX-Wood Preserving Works	WorkOrder:HS22011133
Sample ID:	WG-1620-MW94A-20220125	Lab ID:HS22011133-09
Collection Date:	25-Jan-2022 10:20	Matrix:Groundwater

ANALYSES	RESULT	QUAL	SDL	MQL	UNITS	DILUTION FACTOR	DATE ANALYZED
LOW LEVEL VOLATILES BY SW8260C		**Method:SW8260**					Analyst: AKP
1,2-Dichloroethane	< 0.00020		0.00020	0.0010	mg/L	1	29-Jan-2022 02:31
Benzene	< 0.00020		0.00020	0.0010	mg/L	1	29-Jan-2022 02:31
Chlorobenzene	< 0.00030		0.00030	0.0010	mg/L	1	29-Jan-2022 02:31
Ethylbenzene	< 0.00030		0.00030	0.0010	mg/L	1	29-Jan-2022 02:31
Methylene chloride	< 0.0010		0.0010	0.0020	mg/L	1	29-Jan-2022 02:31
Toluene	< 0.00020		0.00020	0.0010	mg/L	1	29-Jan-2022 02:31
Xylenes, Total	< 0.00030		0.00030	0.0010	mg/L	1	29-Jan-2022 02:31
Surr: 1,2-Dichloroethane-d4	*75.3*			*70-126*	*%REC*	*1*	*29-Jan-2022 02:31*
Surr: 4-Bromofluorobenzene	*77.4*			*77-113*	*%REC*	*1*	*29-Jan-2022 02:31*
Surr: Dibromofluoromethane	*86.9*			*77-123*	*%REC*	*1*	*29-Jan-2022 02:31*
Surr: Toluene-d8	*99.5*			*82-127*	*%REC*	*1*	*29-Jan-2022 02:31*

Note: See Qualifiers Page for a list of qualifiers and their explanation.

Client:	Golder Associates Inc.	**ANALYTICAL REPORT**
Project:	Houston TX-Wood Preserving Works	WorkOrder:HS22011133
Sample ID:	WG-1620-MW94A-20220125	Lab ID:HS22011133-09
Collection Date:	25-Jan-2022 10:20	Matrix:Groundwater

ANALYSES	RESULT	QUAL	SDL	MQL	UNITS	DILUTION FACTOR	DATE ANALYZED
LOW-LEVEL SEMIVOLATILES BY 8270D		**Method:SW8270**			Prep:SW3510 / 28-Jan-2022		Analyst: GEY
1,2-Diphenylhydrazine	< 0.000021		0.000021	0.00020	mg/L	1	09-Feb-2022 23:05
2,4-Dimethylphenol	< 0.000040		0.000040	0.00020	mg/L	1	09-Feb-2022 23:05
2,4-Dinitrotoluene	< 0.000058		0.000058	0.00020	mg/L	1	09-Feb-2022 23:05
2,6-Dinitrotoluene	< 0.000042		0.000042	0.00020	mg/L	1	09-Feb-2022 23:05
2-Chloronaphthalene	< 0.000021		0.000021	0.00020	mg/L	1	09-Feb-2022 23:05
2-Methylnaphthalene	< 0.000019		0.000019	0.00010	mg/L	1	09-Feb-2022 23:05
4,6-Dinitro-2-methylphenol	< 0.000020		0.000020	0.00020	mg/L	1	09-Feb-2022 23:05
4-Nitrophenol	< 0.000047		0.000047	0.0010	mg/L	1	09-Feb-2022 23:05
Acenaphthene	< 0.000027		0.000027	0.00010	mg/L	1	09-Feb-2022 23:05
Acenaphthylene	< 0.000015		0.000015	0.00010	mg/L	1	09-Feb-2022 23:05
Anthracene	< 0.000014		0.000014	0.00010	mg/L	1	09-Feb-2022 23:05
Benz(a)anthracene	< 0.000050		0.000050	0.00010	mg/L	1	09-Feb-2022 23:05
Benzo(a)pyrene	< 0.000020		0.000020	0.00010	mg/L	1	09-Feb-2022 23:05
Bis(2-chloroethoxy)methane	< 0.000030		0.000030	0.00020	mg/L	1	09-Feb-2022 23:05
Bis(2-ethylhexyl)phthalate	< 0.000037		0.000037	0.00020	mg/L	1	09-Feb-2022 23:05
Chrysene	< 0.000021		0.000021	0.00010	mg/L	1	09-Feb-2022 23:05
Dibenzofuran	< 0.000020		0.000020	0.00010	mg/L	1	09-Feb-2022 23:05
Di-n-butyl phthalate	< 0.000020		0.000020	0.00020	mg/L	1	09-Feb-2022 23:05
Fluoranthene	< 0.000010		0.000010	0.00010	mg/L	1	09-Feb-2022 23:05
Fluorene	< 0.000030		0.000030	0.00010	mg/L	1	09-Feb-2022 23:05
Naphthalene	< 0.000020		0.000020	0.00010	mg/L	1	09-Feb-2022 23:05
Nitrobenzene	< 0.000024		0.000024	0.00020	mg/L	1	09-Feb-2022 23:05
N-Nitrosodiphenylamine	< 0.000025		0.000025	0.00020	mg/L	1	09-Feb-2022 23:05
Pentachlorophenol	< 0.000079		0.000079	0.00020	mg/L	1	09-Feb-2022 23:05
Phenanthrene	< 0.000021		0.000021	0.00010	mg/L	1	09-Feb-2022 23:05
Phenol	< 0.000035		0.000035	0.00020	mg/L	1	09-Feb-2022 23:05
Pyrene	< 0.000019		0.000019	0.00010	mg/L	1	09-Feb-2022 23:05
Surr: 2,4,6-Tribromophenol	*39.8*			*34-129*	*%REC*	*1*	*09-Feb-2022 23:05*
Surr: 2-Fluorobiphenyl	*56.8*			*40-125*	*%REC*	*1*	*09-Feb-2022 23:05*
Surr: 2-Fluorophenol	*34.5*			*20-120*	*%REC*	*1*	*09-Feb-2022 23:05*
Surr: 4-Terphenyl-d14	*84.0*			*40-135*	*%REC*	*1*	*09-Feb-2022 23:05*
Surr: Nitrobenzene-d5	*47.3*			*41-120*	*%REC*	*1*	*09-Feb-2022 23:05*
Surr: Phenol-d6	*49.6*			*20-120*	*%REC*	*1*	*09-Feb-2022 23:05*

Note: See Qualifiers Page for a list of qualifiers and their explanation.

Client:	Golder Associates Inc.	**ANALYTICAL REPORT**
Project:	Houston TX-Wood Preserving Works	WorkOrder:HS22011133
Sample ID:	WG-1620-MW94A-20220125	Lab ID:HS22011133-09
Collection Date:	25-Jan-2022 10:20	Matrix:Groundwater

ANALYSES	RESULT	QUAL	SDL	MQL	UNITS	DILUTION FACTOR	DATE ANALYZED
ICP-MS METALS BY SW6020A		**Method:SW6020A**			Prep:SW3010A / 08-Feb-2022		Analyst: JHD
Arsenic	**0.00168**	J	**0.000400**	**0.00200**	**mg/L**	1	08-Feb-2022 22:03
Calcium	**63.1**		**0.0340**	**0.500**	**mg/L**	1	08-Feb-2022 22:03
Iron	**0.0367**	J	**0.0120**	**0.200**	**mg/L**	1	08-Feb-2022 22:03
Magnesium	**15.6**		**0.0100**	**0.200**	**mg/L**	1	08-Feb-2022 22:03
Manganese	**0.189**		**0.000700**	**0.00500**	**mg/L**	1	08-Feb-2022 22:03
Potassium	**0.398**		**0.0180**	**0.200**	**mg/L**	1	08-Feb-2022 22:03
Sodium	**85.3**		**0.0140**	**0.200**	**mg/L**	1	08-Feb-2022 22:03
ALKALINITY BY SM 2320B-2011		**Method:SM2320B**					Analyst: TH
Alkalinity, Bicarbonate (As CaCO3)	**102**		**5.00**	**5.00**	**mg/L**	1	26-Jan-2022 19:34
Alkalinity, Carbonate (As CaCO3)	< 5.00		5.00	5.00	mg/L	1	26-Jan-2022 19:34
Alkalinity, Total (As CaCO3)	**102**		**5.00**	**5.00**	**mg/L**	1	26-Jan-2022 19:34
ANIONS BY SW9056A		**Method:SW9056**					Analyst: YP
Chloride	**29.2**		**0.200**	**0.500**	**mg/L**	1	26-Jan-2022 19:42
Fluoride	**0.374**		**0.0500**	**0.100**	**mg/L**	1	26-Jan-2022 19:42
Nitrogen, Nitrate (As N)	**0.0816**	J	**0.0300**	**0.100**	**mg/L**	1	26-Jan-2022 19:42
Nitrogen, Nitrite (As N)	**0.115**		**0.0300**	**0.100**	**mg/L**	1	26-Jan-2022 19:42
Sulfate	**8.34**		**0.200**	**0.500**	**mg/L**	1	26-Jan-2022 19:42
Nitrate/Nitrite (as N)	**0.196**		**0.0300**	**0.100**	**mg/L**	1	26-Jan-2022 19:42

Note: See Qualifiers Page for a list of qualifiers and their explanation.

Client:	Golder Associates Inc.	**ANALYTICAL REPORT**
Project:	Houston TX-Wood Preserving Works	WorkOrder:HS22011133
Sample ID:	WG-1620-MW33A-20220125	Lab ID:HS22011133-10
Collection Date:	25-Jan-2022 11:25	Matrix:Groundwater

ANALYSES	RESULT	QUAL	SDL	MQL	UNITS	DILUTION FACTOR	DATE ANALYZED
LOW LEVEL VOLATILES BY SW8260C		**Method:SW8260**					Analyst: AKP
1,2-Dichloroethane	< 0.00020		0.00020	0.0010	mg/L	1	29-Jan-2022 02:52
Benzene	< 0.00020		0.00020	0.0010	mg/L	1	29-Jan-2022 02:52
Chlorobenzene	< 0.00030		0.00030	0.0010	mg/L	1	29-Jan-2022 02:52
Ethylbenzene	< 0.00030		0.00030	0.0010	mg/L	1	29-Jan-2022 02:52
Methylene chloride	< 0.0010		0.0010	0.0020	mg/L	1	29-Jan-2022 02:52
Toluene	< 0.00020		0.00020	0.0010	mg/L	1	29-Jan-2022 02:52
Xylenes, Total	< 0.00030		0.00030	0.0010	mg/L	1	29-Jan-2022 02:52
Surr: 1,2-Dichloroethane-d4	*75.6*			*70-126*	*%REC*	*1*	*29-Jan-2022 02:52*
Surr: 4-Bromofluorobenzene	*77.2*			*77-113*	*%REC*	*1*	*29-Jan-2022 02:52*
Surr: Dibromofluoromethane	*88.0*			*77-123*	*%REC*	*1*	*29-Jan-2022 02:52*
Surr: Toluene-d8	*98.6*			*82-127*	*%REC*	*1*	*29-Jan-2022 02:52*

Note: See Qualifiers Page for a list of qualifiers and their explanation.

Client:	Golder Associates Inc.	**ANALYTICAL REPORT**
Project:	Houston TX-Wood Preserving Works	WorkOrder:HS22011133
Sample ID:	WG-1620-MW33A-20220125	Lab ID:HS22011133-10
Collection Date:	25-Jan-2022 11:25	Matrix:Groundwater

ANALYSES	RESULT	QUAL	SDL	MQL	UNITS	DILUTION FACTOR	DATE ANALYZED
LOW-LEVEL SEMIVOLATILES BY 8270D		**Method:SW8270**			Prep:SW3510 / 28-Jan-2022		Analyst: GEY
1,2-Diphenylhydrazine	< 0.000021		0.000021	0.00020	mg/L	1	09-Feb-2022 23:24
2,4-Dimethylphenol	< 0.000040		0.000040	0.00020	mg/L	1	09-Feb-2022 23:24
2,4-Dinitrotoluene	< 0.000058		0.000058	0.00020	mg/L	1	09-Feb-2022 23:24
2,6-Dinitrotoluene	< 0.000042		0.000042	0.00020	mg/L	1	09-Feb-2022 23:24
2-Chloronaphthalene	< 0.000021		0.000021	0.00020	mg/L	1	09-Feb-2022 23:24
2-Methylnaphthalene	< 0.000019		0.000019	0.00010	mg/L	1	09-Feb-2022 23:24
4,6-Dinitro-2-methylphenol	< 0.000020		0.000020	0.00020	mg/L	1	09-Feb-2022 23:24
4-Nitrophenol	< 0.000047		0.000047	0.0010	mg/L	1	09-Feb-2022 23:24
Acenaphthene	**0.00016**		**0.000027**	**0.00010**	**mg/L**	1	09-Feb-2022 23:24
Acenaphthylene	< 0.000015		0.000015	0.00010	mg/L	1	09-Feb-2022 23:24
Anthracene	< 0.000014		0.000014	0.00010	mg/L	1	09-Feb-2022 23:24
Benz(a)anthracene	**0.00020**		**0.000050**	**0.00010**	**mg/L**	1	09-Feb-2022 23:24
Benzo(a)pyrene	< 0.000020		0.000020	0.00010	mg/L	1	09-Feb-2022 23:24
Bis(2-chloroethoxy)methane	< 0.000030		0.000030	0.00020	mg/L	1	09-Feb-2022 23:24
Bis(2-ethylhexyl)phthalate	< 0.000037		0.000037	0.00020	mg/L	1	09-Feb-2022 23:24
Chrysene	**0.00016**		**0.000021**	**0.00010**	**mg/L**	1	09-Feb-2022 23:24
Dibenzofuran	**0.00014**		**0.000020**	**0.00010**	**mg/L**	1	09-Feb-2022 23:24
Di-n-butyl phthalate	< 0.000020		0.000020	0.00020	mg/L	1	09-Feb-2022 23:24
Fluoranthene	**0.0022**		**0.000010**	**0.00010**	**mg/L**	1	09-Feb-2022 23:24
Fluorene	< 0.000030		0.000030	0.00010	mg/L	1	09-Feb-2022 23:24
Naphthalene	< 0.000020		0.000020	0.00010	mg/L	1	09-Feb-2022 23:24
Nitrobenzene	< 0.000024		0.000024	0.00020	mg/L	1	09-Feb-2022 23:24
N-Nitrosodiphenylamine	< 0.000025		0.000025	0.00020	mg/L	1	09-Feb-2022 23:24
Pentachlorophenol	< 0.000079		0.000079	0.00020	mg/L	1	09-Feb-2022 23:24
Phenanthrene	< 0.000021		0.000021	0.00010	mg/L	1	09-Feb-2022 23:24
Phenol	< 0.000035		0.000035	0.00020	mg/L	1	09-Feb-2022 23:24
Pyrene	**0.0038**		**0.000019**	**0.00010**	**mg/L**	1	09-Feb-2022 23:24
Surr: 2,4,6-Tribromophenol	*48.3*			*34-129*	*%REC*	*1*	*09-Feb-2022 23:24*
Surr: 2-Fluorobiphenyl	*62.4*			*40-125*	*%REC*	*1*	*09-Feb-2022 23:24*
Surr: 2-Fluorophenol	*34.9*			*20-120*	*%REC*	*1*	*09-Feb-2022 23:24*
Surr: 4-Terphenyl-d14	*86.3*			*40-135*	*%REC*	*1*	*09-Feb-2022 23:24*
Surr: Nitrobenzene-d5	*55.6*			*41-120*	*%REC*	*1*	*09-Feb-2022 23:24*
Surr: Phenol-d6	*56.4*			*20-120*	*%REC*	*1*	*09-Feb-2022 23:24*

Note: See Qualifiers Page for a list of qualifiers and their explanation.

Client:	Golder Associates Inc.	**ANALYTICAL REPORT**
Project:	Houston TX-Wood Preserving Works	WorkOrder:HS22011133
Sample ID:	WG-1620-MW33A-20220125	Lab ID:HS22011133-10
Collection Date:	25-Jan-2022 11:25	Matrix:Groundwater

ANALYSES	RESULT	QUAL	SDL	MQL	UNITS	DILUTION FACTOR	DATE ANALYZED
ICP-MS METALS BY SW6020A		**Method:SW6020A**			Prep:SW3010A / 08-Feb-2022		Analyst: JHD
Arsenic	**0.00621**		**0.000400**	**0.00200**	**mg/L**	1	08-Feb-2022 22:05
Calcium	**117**		**0.0340**	**0.500**	**mg/L**	1	08-Feb-2022 22:05
Iron	**1.97**		**0.0120**	**0.200**	**mg/L**	1	08-Feb-2022 22:05
Magnesium	**26.4**		**0.0100**	**0.200**	**mg/L**	1	08-Feb-2022 22:05
Manganese	**1.06**		**0.000700**	**0.00500**	**mg/L**	1	08-Feb-2022 22:05
Potassium	**0.294**		**0.0180**	**0.200**	**mg/L**	1	08-Feb-2022 22:05
Sodium	**143**		**0.0140**	**0.200**	**mg/L**	1	08-Feb-2022 22:05
ALKALINITY BY SM 2320B-2011		**Method:SM2320B**					Analyst: TH
Alkalinity, Bicarbonate (As CaCO3)	**488**		**5.00**	**5.00**	**mg/L**	1	26-Jan-2022 19:57
Alkalinity, Carbonate (As CaCO3)	< 5.00		5.00	5.00	mg/L	1	26-Jan-2022 19:57
Alkalinity, Total (As CaCO3)	**488**		**5.00**	**5.00**	**mg/L**	1	26-Jan-2022 19:57
ANIONS BY SW9056A		**Method:SW9056**					Analyst: YP
Chloride	**109**		**1.00**	**2.50**	**mg/L**	5	08-Feb-2022 19:21
Fluoride	**0.767**		**0.0500**	**0.100**	**mg/L**	1	26-Jan-2022 19:50
Nitrogen, Nitrate (As N)	**0.0613**	J	**0.0300**	**0.100**	**mg/L**	1	26-Jan-2022 19:50
Nitrogen, Nitrite (As N)	< 0.0300		0.0300	0.100	mg/L	1	26-Jan-2022 19:50
Sulfate	**149**		**1.00**	**2.50**	**mg/L**	5	08-Feb-2022 19:21
Nitrate/Nitrite (as N)	**0.0613**	J	**0.0300**	**0.100**	**mg/L**	1	26-Jan-2022 19:50

Note: See Qualifiers Page for a list of qualifiers and their explanation.

Client:	Golder Associates Inc.	**ANALYTICAL REPORT**
Project:	Houston TX-Wood Preserving Works	WorkOrder:HS22011133
Sample ID:	WG-1620-MW27A-20220125	Lab ID:HS22011133-11
Collection Date:	25-Jan-2022 12:20	Matrix:Groundwater

ANALYSES	RESULT	QUAL	SDL	MQL	UNITS	DILUTION FACTOR	DATE ANALYZED
LOW LEVEL VOLATILES BY SW8260C		**Method:SW8260**					Analyst: AKP
1,2-Dichloroethane	< 0.00020		0.00020	0.0010	mg/L	1	29-Jan-2022 03:13
Benzene	< 0.00020		0.00020	0.0010	mg/L	1	29-Jan-2022 03:13
Chlorobenzene	< 0.00030		0.00030	0.0010	mg/L	1	29-Jan-2022 03:13
Ethylbenzene	< 0.00030		0.00030	0.0010	mg/L	1	29-Jan-2022 03:13
Methylene chloride	< 0.0010		0.0010	0.0020	mg/L	1	29-Jan-2022 03:13
Toluene	< 0.00020		0.00020	0.0010	mg/L	1	29-Jan-2022 03:13
Xylenes, Total	< 0.00030		0.00030	0.0010	mg/L	1	29-Jan-2022 03:13
Surr: 1,2-Dichloroethane-d4	*75.1*			*70-126*	*%REC*	*1*	*29-Jan-2022 03:13*
Surr: 4-Bromofluorobenzene	*77.6*			*77-113*	*%REC*	*1*	*29-Jan-2022 03:13*
Surr: Dibromofluoromethane	*86.5*			*77-123*	*%REC*	*1*	*29-Jan-2022 03:13*
Surr: Toluene-d8	*99.4*			*82-127*	*%REC*	*1*	*29-Jan-2022 03:13*

Note: See Qualifiers Page for a list of qualifiers and their explanation.

Client:	Golder Associates Inc.	**ANALYTICAL REPORT**
Project:	Houston TX-Wood Preserving Works	WorkOrder:HS22011133
Sample ID:	WG-1620-MW27A-20220125	Lab ID:HS22011133-11
Collection Date:	25-Jan-2022 12:20	Matrix:Groundwater

ANALYSES	RESULT	QUAL	SDL	MQL	UNITS	DILUTION FACTOR	DATE ANALYZED
LOW-LEVEL SEMIVOLATILES BY 8270D		**Method:SW8270**			Prep:SW3510 / 28-Jan-2022		Analyst: GEY
1,2-Diphenylhydrazine	< 0.000021		0.000021	0.00020	mg/L	1	09-Feb-2022 23:42
2,4-Dimethylphenol	< 0.000040		0.000040	0.00020	mg/L	1	09-Feb-2022 23:42
2,4-Dinitrotoluene	< 0.000058		0.000058	0.00020	mg/L	1	09-Feb-2022 23:42
2,6-Dinitrotoluene	< 0.000042		0.000042	0.00020	mg/L	1	09-Feb-2022 23:42
2-Chloronaphthalene	< 0.000021		0.000021	0.00020	mg/L	1	09-Feb-2022 23:42
2-Methylnaphthalene	< 0.000019		0.000019	0.00010	mg/L	1	09-Feb-2022 23:42
4,6-Dinitro-2-methylphenol	< 0.000020		0.000020	0.00020	mg/L	1	09-Feb-2022 23:42
4-Nitrophenol	< 0.000047		0.000047	0.0010	mg/L	1	09-Feb-2022 23:42
Acenaphthene	< 0.000027		0.000027	0.00010	mg/L	1	09-Feb-2022 23:42
Acenaphthylene	< 0.000015		0.000015	0.00010	mg/L	1	09-Feb-2022 23:42
Anthracene	< 0.000014		0.000014	0.00010	mg/L	1	09-Feb-2022 23:42
Benz(a)anthracene	< 0.000050		0.000050	0.00010	mg/L	1	09-Feb-2022 23:42
Benzo(a)pyrene	< 0.000020		0.000020	0.00010	mg/L	1	09-Feb-2022 23:42
Bis(2-chloroethoxy)methane	< 0.000030		0.000030	0.00020	mg/L	1	09-Feb-2022 23:42
Bis(2-ethylhexyl)phthalate	< 0.000037		0.000037	0.00020	mg/L	1	09-Feb-2022 23:42
Chrysene	< 0.000021		0.000021	0.00010	mg/L	1	09-Feb-2022 23:42
Dibenzofuran	< 0.000020		0.000020	0.00010	mg/L	1	09-Feb-2022 23:42
Di-n-butyl phthalate	< 0.000020		0.000020	0.00020	mg/L	1	09-Feb-2022 23:42
Fluoranthene	**0.000029**	J	**0.000010**	**0.00010**	**mg/L**	1	09-Feb-2022 23:42
Fluorene	< 0.000030		0.000030	0.00010	mg/L	1	09-Feb-2022 23:42
Naphthalene	< 0.000020		0.000020	0.00010	mg/L	1	09-Feb-2022 23:42
Nitrobenzene	< 0.000024		0.000024	0.00020	mg/L	1	09-Feb-2022 23:42
N-Nitrosodiphenylamine	< 0.000025		0.000025	0.00020	mg/L	1	09-Feb-2022 23:42
Pentachlorophenol	< 0.000079		0.000079	0.00020	mg/L	1	09-Feb-2022 23:42
Phenanthrene	< 0.000021		0.000021	0.00010	mg/L	1	09-Feb-2022 23:42
Phenol	< 0.000035		0.000035	0.00020	mg/L	1	09-Feb-2022 23:42
Pyrene	**0.000049**	J	**0.000019**	**0.00010**	**mg/L**	1	09-Feb-2022 23:42
Surr: 2,4,6-Tribromophenol	*59.5*			*34-129*	*%REC*	*1*	*09-Feb-2022 23:42*
Surr: 2-Fluorobiphenyl	*59.3*			*40-125*	*%REC*	*1*	*09-Feb-2022 23:42*
Surr: 2-Fluorophenol	*41.2*			*20-120*	*%REC*	*1*	*09-Feb-2022 23:42*
Surr: 4-Terphenyl-d14	*88.8*			*40-135*	*%REC*	*1*	*09-Feb-2022 23:42*
Surr: Nitrobenzene-d5	*56.2*			*41-120*	*%REC*	*1*	*09-Feb-2022 23:42*
Surr: Phenol-d6	*49.3*			*20-120*	*%REC*	*1*	*09-Feb-2022 23:42*

Note: See Qualifiers Page for a list of qualifiers and their explanation.

Client:	Golder Associates Inc.	**ANALYTICAL REPORT**
Project:	Houston TX-Wood Preserving Works	WorkOrder:HS22011133
Sample ID:	WG-1620-MW27A-20220125	Lab ID:HS22011133-11
Collection Date:	25-Jan-2022 12:20	Matrix:Groundwater

ANALYSES	RESULT	QUAL	SDL	MQL	UNITS	DILUTION FACTOR	DATE ANALYZED
ICP-MS METALS BY SW6020A		**Method:SW6020A**			Prep:SW3010A / 08-Feb-2022		Analyst: JHD
Arsenic	< 0.000400		0.000400	0.00200	mg/L	1	08-Feb-2022 22:07
Calcium	**8.87**		**0.0340**	**0.500**	**mg/L**	1	08-Feb-2022 22:07
Iron	**0.232**		**0.0120**	**0.200**	**mg/L**	1	08-Feb-2022 22:07
Magnesium	**0.814**		**0.0100**	**0.200**	**mg/L**	1	08-Feb-2022 22:07
Manganese	**0.00471**	J	**0.000700**	**0.00500**	**mg/L**	1	08-Feb-2022 22:07
Potassium	**2.57**		**0.0180**	**0.200**	**mg/L**	1	08-Feb-2022 22:07
Sodium	**5.95**		**0.0140**	**0.200**	**mg/L**	1	08-Feb-2022 22:07
ALKALINITY BY SM 2320B-2011		**Method:SM2320B**					Analyst: TH
Alkalinity, Bicarbonate (As CaCO3)	**19.4**		**5.00**	**5.00**	**mg/L**	1	26-Jan-2022 20:05
Alkalinity, Carbonate (As CaCO3)	**5.00**		**5.00**	**5.00**	**mg/L**	1	26-Jan-2022 20:05
Alkalinity, Total (As CaCO3)	**24.4**		**5.00**	**5.00**	**mg/L**	1	26-Jan-2022 20:05
ANIONS BY SW9056A		**Method:SW9056**					Analyst: YP
Chloride	**8.70**		**0.200**	**0.500**	**mg/L**	1	26-Jan-2022 19:57
Fluoride	< 0.0500		0.0500	0.100	mg/L	1	26-Jan-2022 19:57
Nitrogen, Nitrate (As N)	**0.466**		**0.0300**	**0.100**	**mg/L**	1	26-Jan-2022 19:57
Nitrogen, Nitrite (As N)	**0.0830**	J	**0.0300**	**0.100**	**mg/L**	1	26-Jan-2022 19:57
Sulfate	**5.02**		**0.200**	**0.500**	**mg/L**	1	26-Jan-2022 19:57
Nitrate/Nitrite (as N)	**0.549**		**0.0300**	**0.100**	**mg/L**	1	26-Jan-2022 19:57

Note: See Qualifiers Page for a list of qualifiers and their explanation.

Client:	Golder Associates Inc.	**ANALYTICAL REPORT**
Project:	Houston TX-Wood Preserving Works	WorkOrder:HS22011133
Sample ID:	WG-1620-MW36A-20220125	Lab ID:HS22011133-12
Collection Date:	25-Jan-2022 13:20	Matrix:Groundwater

ANALYSES	RESULT	QUAL	SDL	MQL	UNITS	DILUTION FACTOR	DATE ANALYZED
LOW LEVEL VOLATILES BY SW8260C		**Method:SW8260**					Analyst: AKP
1,2-Dichloroethane	< 0.00020		0.00020	0.0010	mg/L	1	29-Jan-2022 03:34
Benzene	< 0.00020		0.00020	0.0010	mg/L	1	29-Jan-2022 03:34
Chlorobenzene	< 0.00030		0.00030	0.0010	mg/L	1	29-Jan-2022 03:34
Ethylbenzene	< 0.00030		0.00030	0.0010	mg/L	1	29-Jan-2022 03:34
Methylene chloride	< 0.0010		0.0010	0.0020	mg/L	1	29-Jan-2022 03:34
Toluene	< 0.00020		0.00020	0.0010	mg/L	1	29-Jan-2022 03:34
Xylenes, Total	< 0.00030		0.00030	0.0010	mg/L	1	29-Jan-2022 03:34
Surr: 1,2-Dichloroethane-d4	*76.0*			*70-126*	*%REC*	*1*	*29-Jan-2022 03:34*
Surr: 4-Bromofluorobenzene	*76.5*	*S*		*77-113*	*%REC*	*1*	*29-Jan-2022 03:34*
Surr: Dibromofluoromethane	*88.2*			*77-123*	*%REC*	*1*	*29-Jan-2022 03:34*
Surr: Toluene-d8	*98.1*			*82-127*	*%REC*	*1*	*29-Jan-2022 03:34*

Note: See Qualifiers Page for a list of qualifiers and their explanation.

Client:	Golder Associates Inc.	**ANALYTICAL REPORT**
Project:	Houston TX-Wood Preserving Works	WorkOrder:HS22011133
Sample ID:	WG-1620-MW36A-20220125	Lab ID:HS22011133-12
Collection Date:	25-Jan-2022 13:20	Matrix:Groundwater

ANALYSES	RESULT	QUAL	SDL	MQL	UNITS	DILUTION FACTOR	DATE ANALYZED
LOW-LEVEL SEMIVOLATILES BY 8270D		**Method:SW8270**			Prep:SW3510 / 28-Jan-2022		Analyst: GEY
1,2-Diphenylhydrazine	< 0.000021		0.000021	0.00020	mg/L	1	10-Feb-2022 18:43
2,4-Dimethylphenol	< 0.000040		0.000040	0.00020	mg/L	1	10-Feb-2022 18:43
2,4-Dinitrotoluene	< 0.000058		0.000058	0.00020	mg/L	1	10-Feb-2022 18:43
2,6-Dinitrotoluene	< 0.000042		0.000042	0.00020	mg/L	1	10-Feb-2022 18:43
2-Chloronaphthalene	< 0.000021		0.000021	0.00020	mg/L	1	10-Feb-2022 18:43
2-Methylnaphthalene	< 0.000019		0.000019	0.00010	mg/L	1	10-Feb-2022 18:43
4,6-Dinitro-2-methylphenol	< 0.000020		0.000020	0.00020	mg/L	1	10-Feb-2022 18:43
4-Nitrophenol	< 0.000047		0.000047	0.0010	mg/L	1	10-Feb-2022 18:43
Acenaphthene	< 0.000027		0.000027	0.00010	mg/L	1	10-Feb-2022 18:43
Acenaphthylene	< 0.000015		0.000015	0.00010	mg/L	1	10-Feb-2022 18:43
Anthracene	< 0.000014		0.000014	0.00010	mg/L	1	10-Feb-2022 18:43
Benz(a)anthracene	< 0.000050		0.000050	0.00010	mg/L	1	10-Feb-2022 18:43
Benzo(a)pyrene	< 0.000020		0.000020	0.00010	mg/L	1	10-Feb-2022 18:43
Bis(2-chloroethoxy)methane	< 0.000030		0.000030	0.00020	mg/L	1	10-Feb-2022 18:43
Bis(2-ethylhexyl)phthalate	< 0.000037		0.000037	0.00020	mg/L	1	10-Feb-2022 18:43
Chrysene	< 0.000021		0.000021	0.00010	mg/L	1	10-Feb-2022 18:43
Dibenzofuran	< 0.000020		0.000020	0.00010	mg/L	1	10-Feb-2022 18:43
Di-n-butyl phthalate	< 0.000020		0.000020	0.00020	mg/L	1	10-Feb-2022 18:43
Fluoranthene	< 0.000010		0.000010	0.00010	mg/L	1	10-Feb-2022 18:43
Fluorene	< 0.000030		0.000030	0.00010	mg/L	1	10-Feb-2022 18:43
Naphthalene	< 0.000020		0.000020	0.00010	mg/L	1	10-Feb-2022 18:43
Nitrobenzene	< 0.000024		0.000024	0.00020	mg/L	1	10-Feb-2022 18:43
N-Nitrosodiphenylamine	< 0.000025		0.000025	0.00020	mg/L	1	10-Feb-2022 18:43
Pentachlorophenol	< 0.000079		0.000079	0.00020	mg/L	1	10-Feb-2022 18:43
Phenanthrene	< 0.000021		0.000021	0.00010	mg/L	1	10-Feb-2022 18:43
Phenol	< 0.000035		0.000035	0.00020	mg/L	1	10-Feb-2022 18:43
Pyrene	< 0.000019		0.000019	0.00010	mg/L	1	10-Feb-2022 18:43
Surr: 2,4,6-Tribromophenol	*61.1*			*34-129*	*%REC*	*1*	*10-Feb-2022 18:43*
Surr: 2-Fluorobiphenyl	*60.0*			*40-125*	*%REC*	*1*	*10-Feb-2022 18:43*
Surr: 2-Fluorophenol	*51.0*			*20-120*	*%REC*	*1*	*10-Feb-2022 18:43*
Surr: 4-Terphenyl-d14	*86.6*			*40-135*	*%REC*	*1*	*10-Feb-2022 18:43*
Surr: Nitrobenzene-d5	*55.8*			*41-120*	*%REC*	*1*	*10-Feb-2022 18:43*
Surr: Phenol-d6	*47.6*			*20-120*	*%REC*	*1*	*10-Feb-2022 18:43*

Note: See Qualifiers Page for a list of qualifiers and their explanation.

Client:	Golder Associates Inc.	**ANALYTICAL REPORT**
Project:	Houston TX-Wood Preserving Works	WorkOrder:HS22011133
Sample ID:	WG-1620-MW36A-20220125	Lab ID:HS22011133-12
Collection Date:	25-Jan-2022 13:20	Matrix:Groundwater

ANALYSES	RESULT	QUAL	SDL	MQL	UNITS	DILUTION FACTOR	DATE ANALYZED
ICP-MS METALS BY SW6020A		**Method:SW6020A**			Prep:SW3010A / 08-Feb-2022		Analyst: JHD
Arsenic	**0.000915**	J	**0.000400**	**0.00200**	**mg/L**	1	08-Feb-2022 22:09
Calcium	**97.7**		**0.0340**	**0.500**	**mg/L**	1	08-Feb-2022 22:09
Iron	**0.222**		**0.0120**	**0.200**	**mg/L**	1	08-Feb-2022 22:09
Magnesium	**26.8**		**0.0100**	**0.200**	**mg/L**	1	08-Feb-2022 22:09
Manganese	**0.388**		**0.000700**	**0.00500**	**mg/L**	1	08-Feb-2022 22:09
Potassium	**0.510**		**0.0180**	**0.200**	**mg/L**	1	08-Feb-2022 22:09
Sodium	**99.8**		**0.0140**	**0.200**	**mg/L**	1	08-Feb-2022 22:09
ALKALINITY BY SM 2320B-2011		**Method:SM2320B**					Analyst: TH
Alkalinity, Bicarbonate (As CaCO3)	**496**		**5.00**	**5.00**	**mg/L**	1	26-Jan-2022 20:11
Alkalinity, Carbonate (As CaCO3)	< 5.00		5.00	5.00	mg/L	1	26-Jan-2022 20:11
Alkalinity, Total (As CaCO3)	**496**		**5.00**	**5.00**	**mg/L**	1	26-Jan-2022 20:11
ANIONS BY SW9056A		**Method:SW9056**					Analyst: YP
Chloride	**91.2**		**0.200**	**0.500**	**mg/L**	1	26-Jan-2022 20:04
Fluoride	**0.688**		**0.0500**	**0.100**	**mg/L**	1	26-Jan-2022 20:04
Nitrogen, Nitrate (As N)	**0.0880**	J	**0.0300**	**0.100**	**mg/L**	1	26-Jan-2022 20:04
Nitrogen, Nitrite (As N)	< 0.0300		0.0300	0.100	mg/L	1	26-Jan-2022 20:04
Sulfate	**67.7**		**0.200**	**0.500**	**mg/L**	1	26-Jan-2022 20:04
Nitrate/Nitrite (as N)	**0.0880**	J	**0.0300**	**0.100**	**mg/L**	1	26-Jan-2022 20:04

Note: See Qualifiers Page for a list of qualifiers and their explanation.

Client:	Golder Associates Inc.	**ANALYTICAL REPORT**
Project:	Houston TX-Wood Preserving Works	WorkOrder:HS22011133
Sample ID:	WG-1620-MW25A-20220125	Lab ID:HS22011133-13
Collection Date:	25-Jan-2022 14:15	Matrix:Groundwater

ANALYSES	RESULT	QUAL	SDL	MQL	UNITS	DILUTION FACTOR	DATE ANALYZED
LOW LEVEL VOLATILES BY SW8260C		**Method:SW8260**					Analyst: AKP
1,2-Dichloroethane	< 0.00020		0.00020	0.0010	mg/L	1	29-Jan-2022 03:55
Benzene	< 0.00020		0.00020	0.0010	mg/L	1	29-Jan-2022 03:55
Chlorobenzene	< 0.00030		0.00030	0.0010	mg/L	1	29-Jan-2022 03:55
Ethylbenzene	< 0.00030		0.00030	0.0010	mg/L	1	29-Jan-2022 03:55
Methylene chloride	< 0.0010		0.0010	0.0020	mg/L	1	29-Jan-2022 03:55
Toluene	< 0.00020		0.00020	0.0010	mg/L	1	29-Jan-2022 03:55
Xylenes, Total	< 0.00030		0.00030	0.0010	mg/L	1	29-Jan-2022 03:55
Surr: 1,2-Dichloroethane-d4	*76.5*			*70-126*	*%REC*	*1*	*29-Jan-2022 03:55*
Surr: 4-Bromofluorobenzene	*77.3*			*77-113*	*%REC*	*1*	*29-Jan-2022 03:55*
Surr: Dibromofluoromethane	*89.7*			*77-123*	*%REC*	*1*	*29-Jan-2022 03:55*
Surr: Toluene-d8	*99.4*			*82-127*	*%REC*	*1*	*29-Jan-2022 03:55*

Note: See Qualifiers Page for a list of qualifiers and their explanation.

Client:	Golder Associates Inc.	**ANALYTICAL REPORT**
Project:	Houston TX-Wood Preserving Works	WorkOrder:HS22011133
Sample ID:	WG-1620-MW25A-20220125	Lab ID:HS22011133-13
Collection Date:	25-Jan-2022 14:15	Matrix:Groundwater

ANALYSES	RESULT	QUAL	SDL	MQL	UNITS	DILUTION FACTOR	DATE ANALYZED
LOW-LEVEL SEMIVOLATILES BY 8270D		**Method:SW8270**			Prep:SW3510 / 28-Jan-2022		Analyst: GEY
1,2-Diphenylhydrazine	< 0.000021		0.000021	0.00020	mg/L	1	10-Feb-2022 19:02
2,4-Dimethylphenol	< 0.000040		0.000040	0.00020	mg/L	1	10-Feb-2022 19:02
2,4-Dinitrotoluene	< 0.000058		0.000058	0.00020	mg/L	1	10-Feb-2022 19:02
2,6-Dinitrotoluene	< 0.000042		0.000042	0.00020	mg/L	1	10-Feb-2022 19:02
2-Chloronaphthalene	< 0.000021		0.000021	0.00020	mg/L	1	10-Feb-2022 19:02
2-Methylnaphthalene	< 0.000019		0.000019	0.00010	mg/L	1	10-Feb-2022 19:02
4,6-Dinitro-2-methylphenol	< 0.000020		0.000020	0.00020	mg/L	1	10-Feb-2022 19:02
4-Nitrophenol	< 0.000047		0.000047	0.0010	mg/L	1	10-Feb-2022 19:02
Acenaphthene	< 0.000027		0.000027	0.00010	mg/L	1	10-Feb-2022 19:02
Acenaphthylene	< 0.000015		0.000015	0.00010	mg/L	1	10-Feb-2022 19:02
Anthracene	< 0.000014		0.000014	0.00010	mg/L	1	10-Feb-2022 19:02
Benz(a)anthracene	< 0.000050		0.000050	0.00010	mg/L	1	10-Feb-2022 19:02
Benzo(a)pyrene	< 0.000020		0.000020	0.00010	mg/L	1	10-Feb-2022 19:02
Bis(2-chloroethoxy)methane	< 0.000030		0.000030	0.00020	mg/L	1	10-Feb-2022 19:02
Bis(2-ethylhexyl)phthalate	**0.000050**	J	**0.000037**	**0.00020**	**mg/L**	1	10-Feb-2022 19:02
Chrysene	< 0.000021		0.000021	0.00010	mg/L	1	10-Feb-2022 19:02
Dibenzofuran	< 0.000020		0.000020	0.00010	mg/L	1	10-Feb-2022 19:02
Di-n-butyl phthalate	< 0.000020		0.000020	0.00020	mg/L	1	10-Feb-2022 19:02
Fluoranthene	< 0.000010		0.000010	0.00010	mg/L	1	10-Feb-2022 19:02
Fluorene	< 0.000030		0.000030	0.00010	mg/L	1	10-Feb-2022 19:02
Naphthalene	< 0.000020		0.000020	0.00010	mg/L	1	10-Feb-2022 19:02
Nitrobenzene	< 0.000024		0.000024	0.00020	mg/L	1	10-Feb-2022 19:02
N-Nitrosodiphenylamine	< 0.000025		0.000025	0.00020	mg/L	1	10-Feb-2022 19:02
Pentachlorophenol	< 0.000079		0.000079	0.00020	mg/L	1	10-Feb-2022 19:02
Phenanthrene	< 0.000021		0.000021	0.00010	mg/L	1	10-Feb-2022 19:02
Phenol	< 0.000035		0.000035	0.00020	mg/L	1	10-Feb-2022 19:02
Pyrene	< 0.000019		0.000019	0.00010	mg/L	1	10-Feb-2022 19:02
Surr: 2,4,6-Tribromophenol	*61.0*			*34-129*	*%REC*	*1*	*10-Feb-2022 19:02*
Surr: 2-Fluorobiphenyl	*43.9*			*40-125*	*%REC*	*1*	*10-Feb-2022 19:02*
Surr: 2-Fluorophenol	*39.6*			*20-120*	*%REC*	*1*	*10-Feb-2022 19:02*
Surr: 4-Terphenyl-d14	*81.0*			*40-135*	*%REC*	*1*	*10-Feb-2022 19:02*
Surr: Nitrobenzene-d5	*44.7*			*41-120*	*%REC*	*1*	*10-Feb-2022 19:02*
Surr: Phenol-d6	*36.7*			*20-120*	*%REC*	*1*	*10-Feb-2022 19:02*

Note: See Qualifiers Page for a list of qualifiers and their explanation.

Client:	Golder Associates Inc.	**ANALYTICAL REPORT**
Project:	Houston TX-Wood Preserving Works	WorkOrder:HS22011133
Sample ID:	WG-1620-MW25A-20220125	Lab ID:HS22011133-13
Collection Date:	25-Jan-2022 14:15	Matrix:Groundwater

ANALYSES	RESULT	QUAL	SDL	MQL	UNITS	DILUTION FACTOR	DATE ANALYZED
ICP-MS METALS BY SW6020A		**Method:SW6020A**			Prep:SW3010A / 08-Feb-2022		Analyst: JHD
Arsenic	**0.00185**	J	**0.000400**	**0.00200**	**mg/L**	1	08-Feb-2022 22:15
Calcium	**77.6**		**0.0340**	**0.500**	**mg/L**	1	08-Feb-2022 22:15
Iron	< 0.0120		0.0120	0.200	mg/L	1	08-Feb-2022 22:15
Magnesium	**25.2**		**0.0100**	**0.200**	**mg/L**	1	08-Feb-2022 22:15
Manganese	**0.0707**		**0.000700**	**0.00500**	**mg/L**	1	08-Feb-2022 22:15
Potassium	**0.593**		**0.0180**	**0.200**	**mg/L**	1	08-Feb-2022 22:15
Sodium	**9.30**		**0.0140**	**0.200**	**mg/L**	1	08-Feb-2022 22:15
ALKALINITY BY SM 2320B-2011		**Method:SM2320B**					Analyst: TH
Alkalinity, Bicarbonate (As CaCO3)	**310**		**5.00**	**5.00**	**mg/L**	1	26-Jan-2022 20:19
Alkalinity, Carbonate (As CaCO3)	< 5.00		5.00	5.00	mg/L	1	26-Jan-2022 20:19
Alkalinity, Total (As CaCO3)	**310**		**5.00**	**5.00**	**mg/L**	1	26-Jan-2022 20:19
ANIONS BY SW9056A		**Method:SW9056**					Analyst: YP
Chloride	**6.02**		**0.200**	**0.500**	**mg/L**	1	26-Jan-2022 20:12
Fluoride	**1.19**		**0.0500**	**0.100**	**mg/L**	1	26-Jan-2022 20:12
Nitrogen, Nitrate (As N)	**1.91**		**0.0300**	**0.100**	**mg/L**	1	26-Jan-2022 20:12
Nitrogen, Nitrite (As N)	**0.202**		**0.0300**	**0.100**	**mg/L**	1	26-Jan-2022 20:12
Sulfate	**18.2**		**0.200**	**0.500**	**mg/L**	1	26-Jan-2022 20:12
Nitrate/Nitrite (as N)	**2.11**		**0.0300**	**0.100**	**mg/L**	1	26-Jan-2022 20:12

Note: See Qualifiers Page for a list of qualifiers and their explanation.

Client:	Golder Associates Inc.	**ANALYTICAL REPORT**
Project:	Houston TX-Wood Preserving Works	WorkOrder:HS22011133
Sample ID:	WG-1620-MW25C-20220125	Lab ID:HS22011133-14
Collection Date:	25-Jan-2022 15:05	Matrix:Groundwater

ANALYSES	RESULT	QUAL	SDL	MQL	UNITS	DILUTION FACTOR	DATE ANALYZED
LOW LEVEL VOLATILES BY SW8260C		**Method:SW8260**					Analyst: AKP
1,2-Dichloroethane	< 0.00020		0.00020	0.0010	mg/L	1	29-Jan-2022 05:42
Benzene	< 0.00020		0.00020	0.0010	mg/L	1	29-Jan-2022 05:42
Chlorobenzene	< 0.00030		0.00030	0.0010	mg/L	1	29-Jan-2022 05:42
Ethylbenzene	**0.0026**		**0.00030**	**0.0010**	**mg/L**	1	29-Jan-2022 05:42
Methylene chloride	< 0.0010		0.0010	0.0020	mg/L	1	29-Jan-2022 05:42
Toluene	< 0.00020		0.00020	0.0010	mg/L	1	29-Jan-2022 05:42
Xylenes, Total	**0.014**		**0.00030**	**0.0010**	**mg/L**	1	29-Jan-2022 05:42
Surr: 1,2-Dichloroethane-d4	*74.5*			*70-126*	*%REC*	*1*	*29-Jan-2022 05:42*
Surr: 4-Bromofluorobenzene	*81.1*			*77-113*	*%REC*	*1*	*29-Jan-2022 05:42*
Surr: Dibromofluoromethane	*88.8*			*77-123*	*%REC*	*1*	*29-Jan-2022 05:42*
Surr: Toluene-d8	*96.1*			*82-127*	*%REC*	*1*	*29-Jan-2022 05:42*

Note: See Qualifiers Page for a list of qualifiers and their explanation.

Client:	Golder Associates Inc.	**ANALYTICAL REPORT**
Project:	Houston TX-Wood Preserving Works	WorkOrder:HS22011133
Sample ID:	WG-1620-MW25C-20220125	Lab ID:HS22011133-14
Collection Date:	25-Jan-2022 15:05	Matrix:Groundwater

ANALYSES	RESULT	QUAL	SDL	MQL	UNITS	DILUTION FACTOR	DATE ANALYZED
LOW-LEVEL SEMIVOLATILES BY 8270D		**Method:SW8270**			Prep:SW3510 / 28-Jan-2022		Analyst: GEY
1,2-Diphenylhydrazine	< 0.000021		0.000021	0.00020	mg/L	1	10-Feb-2022 19:20
2,4-Dimethylphenol	**0.00063**		**0.000040**	**0.00020**	**mg/L**	1	10-Feb-2022 19:20
2,4-Dinitrotoluene	< 0.000058		0.000058	0.00020	mg/L	1	10-Feb-2022 19:20
2,6-Dinitrotoluene	< 0.000042		0.000042	0.00020	mg/L	1	10-Feb-2022 19:20
2-Chloronaphthalene	< 0.000021		0.000021	0.00020	mg/L	1	10-Feb-2022 19:20
2-Methylnaphthalene	**0.29**		**0.0019**	**0.010**	**mg/L**	100	11-Feb-2022 22:35
4,6-Dinitro-2-methylphenol	< 0.000020		0.000020	0.00020	mg/L	1	10-Feb-2022 19:20
4-Nitrophenol	< 0.000047		0.000047	0.0010	mg/L	1	10-Feb-2022 19:20
Acenaphthene	**0.085**		**0.00027**	**0.0010**	**mg/L**	10	11-Feb-2022 22:16
Acenaphthylene	**0.00083**		**0.000015**	**0.00010**	**mg/L**	1	10-Feb-2022 19:20
Anthracene	**0.0072**		**0.000014**	**0.00010**	**mg/L**	1	10-Feb-2022 19:20
Benz(a)anthracene	**0.00065**		**0.000050**	**0.00010**	**mg/L**	1	10-Feb-2022 19:20
Benzo(a)pyrene	**0.00019**		**0.000020**	**0.00010**	**mg/L**	1	10-Feb-2022 19:20
Bis(2-chloroethoxy)methane	< 0.000030		0.000030	0.00020	mg/L	1	10-Feb-2022 19:20
Bis(2-ethylhexyl)phthalate	< 0.000037		0.000037	0.00020	mg/L	1	10-Feb-2022 19:20
Chrysene	**0.00070**		**0.000021**	**0.00010**	**mg/L**	1	10-Feb-2022 19:20
Dibenzofuran	**0.082**		**0.00020**	**0.0010**	**mg/L**	10	11-Feb-2022 22:16
Di-n-butyl phthalate	< 0.000020		0.000020	0.00020	mg/L	1	10-Feb-2022 19:20
Fluoranthene	**0.0075**		**0.000010**	**0.00010**	**mg/L**	1	10-Feb-2022 19:20
Fluorene	**0.044**		**0.00030**	**0.0010**	**mg/L**	10	11-Feb-2022 22:16
Naphthalene	**2.4**		**0.020**	**0.10**	**mg/L**	1000	11-Feb-2022 22:53
Nitrobenzene	< 0.000024		0.000024	0.00020	mg/L	1	10-Feb-2022 19:20
N-Nitrosodiphenylamine	< 0.000025		0.000025	0.00020	mg/L	1	10-Feb-2022 19:20
Pentachlorophenol	< 0.000079		0.000079	0.00020	mg/L	1	10-Feb-2022 19:20
Phenanthrene	**0.062**		**0.00021**	**0.0010**	**mg/L**	10	11-Feb-2022 22:16
Phenol	< 0.000035		0.000035	0.00020	mg/L	1	10-Feb-2022 19:20
Pyrene	**0.0048**		**0.000019**	**0.00010**	**mg/L**	1	10-Feb-2022 19:20
Surr: 2,4,6-Tribromophenol	*73.0*			*34-129*	*%REC*	*10*	*11-Feb-2022 22:16*
Surr: 2,4,6-Tribromophenol	*0*	*JS*		*34-129*	*%REC*	*100*	*11-Feb-2022 22:35*
Surr: 2,4,6-Tribromophenol	*0*	*JS*		*34-129*	*%REC*	*1000*	*11-Feb-2022 22:53*
Surr: 2,4,6-Tribromophenol	*71.5*			*34-129*	*%REC*	*1*	*10-Feb-2022 19:20*
Surr: 2-Fluorobiphenyl	*51.1*			*40-125*	*%REC*	*1*	*10-Feb-2022 19:20*
Surr: 2-Fluorobiphenyl	*60.2*			*40-125*	*%REC*	*10*	*11-Feb-2022 22:16*
Surr: 2-Fluorobiphenyl	*0*	*JS*		*40-125*	*%REC*	*100*	*11-Feb-2022 22:35*
Surr: 2-Fluorobiphenyl	*0*	*JS*		*40-125*	*%REC*	*1000*	*11-Feb-2022 22:53*
Surr: 2-Fluorophenol	*55.2*			*20-120*	*%REC*	*10*	*11-Feb-2022 22:16*
Surr: 2-Fluorophenol	*0*	*JS*		*20-120*	*%REC*	*100*	*11-Feb-2022 22:35*
Surr: 2-Fluorophenol	*0*	*JS*		*20-120*	*%REC*	*1000*	*11-Feb-2022 22:53*
Surr: 2-Fluorophenol	*45.1*			*20-120*	*%REC*	*1*	*10-Feb-2022 19:20*

Note: See Qualifiers Page for a list of qualifiers and their explanation.

Client:	Golder Associates Inc.	**ANALYTICAL REPORT**
Project:	Houston TX-Wood Preserving Works	WorkOrder:HS22011133
Sample ID:	WG-1620-MW25C-20220125	Lab ID:HS22011133-14
Collection Date:	25-Jan-2022 15:05	Matrix:Groundwater

ANALYSES	RESULT	QUAL	SDL	MQL	UNITS	DILUTION FACTOR	DATE ANALYZED
LOW-LEVEL SEMIVOLATILES BY 8270D		**Method:SW8270**			Prep:SW3510 / 28-Jan-2022		Analyst: GEY
Surr: 4-Terphenyl-d14	*0*	*JS*		*40-135*	*%REC*	*100*	*11-Feb-2022 22:35*
Surr: 4-Terphenyl-d14	*0*	*JS*		*40-135*	*%REC*	*1000*	*11-Feb-2022 22:53*
Surr: 4-Terphenyl-d14	*81.3*			*40-135*	*%REC*	*1*	*10-Feb-2022 19:20*
Surr: 4-Terphenyl-d14	*96.7*			*40-135*	*%REC*	*10*	*11-Feb-2022 22:16*
Surr: Nitrobenzene-d5	*54.7*			*41-120*	*%REC*	*10*	*11-Feb-2022 22:16*
Surr: Nitrobenzene-d5	*0*	*JS*		*41-120*	*%REC*	*100*	*11-Feb-2022 22:35*
Surr: Nitrobenzene-d5	*0*	*JS*		*41-120*	*%REC*	*1000*	*11-Feb-2022 22:53*
Surr: Nitrobenzene-d5	*77.0*			*41-120*	*%REC*	*1*	*10-Feb-2022 19:20*
Surr: Phenol-d6	*44.6*			*20-120*	*%REC*	*1*	*10-Feb-2022 19:20*
Surr: Phenol-d6	*54.9*			*20-120*	*%REC*	*10*	*11-Feb-2022 22:16*
Surr: Phenol-d6	*0*	*JS*		*20-120*	*%REC*	*100*	*11-Feb-2022 22:35*
Surr: Phenol-d6	*0*	*JS*		*20-120*	*%REC*	*1000*	*11-Feb-2022 22:53*
ICP-MS METALS BY SW6020A		**Method:SW6020A**			Prep:SW3010A / 08-Feb-2022		Analyst: JHD
Arsenic	**0.0184**		**0.000400**	**0.00200**	**mg/L**	1	08-Feb-2022 22:17

Note: See Qualifiers Page for a list of qualifiers and their explanation.

Client:	Golder Associates Inc.	**ANALYTICAL REPORT**
Project:	Houston TX-Wood Preserving Works	WorkOrder:HS22011133
Sample ID:	WG-1620-MW45C-20220125	Lab ID:HS22011133-15
Collection Date:	25-Jan-2022 15:55	Matrix:Groundwater

ANALYSES	RESULT	QUAL	SDL	MQL	UNITS	DILUTION FACTOR	DATE ANALYZED
LOW LEVEL VOLATILES BY SW8260C		**Method:SW8260**					Analyst: AKP
1,2-Dichloroethane	< 0.00020		0.00020	0.0010	mg/L	1	29-Jan-2022 06:06
Benzene	**0.00079**	J	**0.00020**	**0.0010**	**mg/L**	1	29-Jan-2022 06:06
Chlorobenzene	< 0.00030		0.00030	0.0010	mg/L	1	29-Jan-2022 06:06
Ethylbenzene	**0.0030**		**0.00030**	**0.0010**	**mg/L**	1	29-Jan-2022 06:06
Methylene chloride	< 0.0010		0.0010	0.0020	mg/L	1	29-Jan-2022 06:06
Toluene	**0.0022**		**0.00020**	**0.0010**	**mg/L**	1	29-Jan-2022 06:06
Xylenes, Total	**0.0076**		**0.00030**	**0.0010**	**mg/L**	1	29-Jan-2022 06:06
Surr: 1,2-Dichloroethane-d4	*75.2*			*70-126*	*%REC*	*1*	*29-Jan-2022 06:06*
Surr: 4-Bromofluorobenzene	*82.7*			*77-113*	*%REC*	*1*	*29-Jan-2022 06:06*
Surr: Dibromofluoromethane	*88.0*			*77-123*	*%REC*	*1*	*29-Jan-2022 06:06*
Surr: Toluene-d8	*98.2*			*82-127*	*%REC*	*1*	*29-Jan-2022 06:06*

Note: See Qualifiers Page for a list of qualifiers and their explanation.

Client:	Golder Associates Inc.	**ANALYTICAL REPORT**
Project:	Houston TX-Wood Preserving Works	WorkOrder:HS22011133
Sample ID:	WG-1620-MW45C-20220125	Lab ID:HS22011133-15
Collection Date:	25-Jan-2022 15:55	Matrix:Groundwater

ANALYSES	RESULT	QUAL	SDL	MQL	UNITS	DILUTION FACTOR	DATE ANALYZED
LOW-LEVEL SEMIVOLATILES BY 8270D		**Method:SW8270**			Prep:SW3510 / 28-Jan-2022		Analyst: GEY
1,2-Diphenylhydrazine	< 0.000021		0.000021	0.00020	mg/L	1	10-Feb-2022 19:38
2,4-Dimethylphenol	**0.0048**		**0.00040**	**0.0020**	**mg/L**	10	11-Feb-2022 23:12
2,4-Dinitrotoluene	< 0.000058		0.000058	0.00020	mg/L	1	10-Feb-2022 19:38
2,6-Dinitrotoluene	< 0.000042		0.000042	0.00020	mg/L	1	10-Feb-2022 19:38
2-Chloronaphthalene	< 0.000021		0.000021	0.00020	mg/L	1	10-Feb-2022 19:38
2-Methylnaphthalene	**0.043**		**0.00019**	**0.0010**	**mg/L**	10	11-Feb-2022 23:12
4,6-Dinitro-2-methylphenol	< 0.000020		0.000020	0.00020	mg/L	1	10-Feb-2022 19:38
4-Nitrophenol	< 0.000047		0.000047	0.0010	mg/L	1	10-Feb-2022 19:38
Acenaphthene	**0.026**		**0.00027**	**0.0010**	**mg/L**	10	11-Feb-2022 23:12
Acenaphthylene	**0.00047**		**0.000015**	**0.00010**	**mg/L**	1	10-Feb-2022 19:38
Anthracene	**0.0051**		**0.000014**	**0.00010**	**mg/L**	1	10-Feb-2022 19:38
Benz(a)anthracene	**0.0030**		**0.000050**	**0.00010**	**mg/L**	1	10-Feb-2022 19:38
Benzo(a)pyrene	**0.00096**		**0.000020**	**0.00010**	**mg/L**	1	10-Feb-2022 19:38
Bis(2-chloroethoxy)methane	< 0.000030		0.000030	0.00020	mg/L	1	10-Feb-2022 19:38
Bis(2-ethylhexyl)phthalate	< 0.000037		0.000037	0.00020	mg/L	1	10-Feb-2022 19:38
Chrysene	**0.0028**		**0.000021**	**0.00010**	**mg/L**	1	10-Feb-2022 19:38
Dibenzofuran	**0.021**		**0.00020**	**0.0010**	**mg/L**	10	11-Feb-2022 23:12
Di-n-butyl phthalate	< 0.000020		0.000020	0.00020	mg/L	1	10-Feb-2022 19:38
Fluoranthene	**0.014**		**0.00010**	**0.0010**	**mg/L**	10	11-Feb-2022 23:12
Fluorene	**0.014**		**0.00030**	**0.0010**	**mg/L**	10	11-Feb-2022 23:12
Naphthalene	**0.87**		**0.0020**	**0.010**	**mg/L**	100	11-Feb-2022 23:31
Nitrobenzene	< 0.000024		0.000024	0.00020	mg/L	1	10-Feb-2022 19:38
N-Nitrosodiphenylamine	< 0.000025		0.000025	0.00020	mg/L	1	10-Feb-2022 19:38
Pentachlorophenol	< 0.000079		0.000079	0.00020	mg/L	1	10-Feb-2022 19:38
Phenanthrene	**0.027**		**0.00021**	**0.0010**	**mg/L**	10	11-Feb-2022 23:12
Phenol	**0.0010**		**0.000035**	**0.00020**	**mg/L**	1	10-Feb-2022 19:38
Pyrene	**0.0071**		**0.000019**	**0.00010**	**mg/L**	1	10-Feb-2022 19:38
Surr: 2,4,6-Tribromophenol	*93.3*			*34-129*	*%REC*	*1*	*10-Feb-2022 19:38*
Surr: 2,4,6-Tribromophenol	*88.2*			*34-129*	*%REC*	*10*	*11-Feb-2022 23:12*
Surr: 2,4,6-Tribromophenol	*0*	*JS*		*34-129*	*%REC*	*100*	*11-Feb-2022 23:31*
Surr: 2-Fluorobiphenyl	*67.9*			*40-125*	*%REC*	*10*	*11-Feb-2022 23:12*
Surr: 2-Fluorobiphenyl	*0*	*JS*		*40-125*	*%REC*	*100*	*11-Feb-2022 23:31*
Surr: 2-Fluorobiphenyl	*62.2*			*40-125*	*%REC*	*1*	*10-Feb-2022 19:38*
Surr: 2-Fluorophenol	*58.9*			*20-120*	*%REC*	*1*	*10-Feb-2022 19:38*
Surr: 2-Fluorophenol	*72.3*			*20-120*	*%REC*	*10*	*11-Feb-2022 23:12*
Surr: 2-Fluorophenol	*0*	*JS*		*20-120*	*%REC*	*100*	*11-Feb-2022 23:31*
Surr: 4-Terphenyl-d14	*103*			*40-135*	*%REC*	*10*	*11-Feb-2022 23:12*
Surr: 4-Terphenyl-d14	*0*	*JS*		*40-135*	*%REC*	*100*	*11-Feb-2022 23:31*
Surr: 4-Terphenyl-d14	*90.4*			*40-135*	*%REC*	*1*	*10-Feb-2022 19:38*

Note: See Qualifiers Page for a list of qualifiers and their explanation.

Client:	Golder Associates Inc.	**ANALYTICAL REPORT**
Project:	Houston TX-Wood Preserving Works	WorkOrder:HS22011133
Sample ID:	WG-1620-MW45C-20220125	Lab ID:HS22011133-15
Collection Date:	25-Jan-2022 15:55	Matrix:Groundwater

ANALYSES	RESULT	QUAL	SDL	MQL	UNITS	DILUTION FACTOR	DATE ANALYZED
LOW-LEVEL SEMIVOLATILES BY 8270D		**Method:SW8270**			Prep:SW3510 / 28-Jan-2022		Analyst: GEY
Surr: Nitrobenzene-d5	*63.3*			*41-120*	*%REC*	*10*	*11-Feb-2022 23:12*
Surr: Nitrobenzene-d5	*0*	*JS*		*41-120*	*%REC*	*100*	*11-Feb-2022 23:31*
Surr: Nitrobenzene-d5	*119*			*41-120*	*%REC*	*1*	*10-Feb-2022 19:38*
Surr: Phenol-d6	*61.2*			*20-120*	*%REC*	*1*	*10-Feb-2022 19:38*
Surr: Phenol-d6	*0*	*JS*		*20-120*	*%REC*	*100*	*11-Feb-2022 23:31*
Surr: Phenol-d6	*70.7*			*20-120*	*%REC*	*10*	*11-Feb-2022 23:12*
ICP-MS METALS BY SW6020A		**Method:SW6020A**			Prep:SW3010A / 08-Feb-2022		Analyst: JHD
Arsenic	**0.200**		**0.000400**	**0.00200**	**mg/L**	1	08-Feb-2022 22:18

Note: See Qualifiers Page for a list of qualifiers and their explanation.

Client:	Golder Associates Inc.	**ANALYTICAL REPORT**
Project:	Houston TX-Wood Preserving Works	WorkOrder:HS22011133
Sample ID:	WG-1620-MW44A-20220125	Lab ID:HS22011133-16
Collection Date:	25-Jan-2022 16:50	Matrix:Groundwater

ANALYSES	RESULT	QUAL	SDL	MQL	UNITS	DILUTION FACTOR	DATE ANALYZED
LOW LEVEL VOLATILES BY SW8260C		**Method:SW8260**					Analyst: AKP
1,2-Dichloroethane	< 0.00020		0.00020	0.0010	mg/L	1	29-Jan-2022 04:16
Benzene	< 0.00020		0.00020	0.0010	mg/L	1	29-Jan-2022 04:16
Chlorobenzene	< 0.00030		0.00030	0.0010	mg/L	1	29-Jan-2022 04:16
Ethylbenzene	< 0.00030		0.00030	0.0010	mg/L	1	29-Jan-2022 04:16
Methylene chloride	< 0.0010		0.0010	0.0020	mg/L	1	29-Jan-2022 04:16
Toluene	< 0.00020		0.00020	0.0010	mg/L	1	29-Jan-2022 04:16
Xylenes, Total	< 0.00030		0.00030	0.0010	mg/L	1	29-Jan-2022 04:16
Surr: 1,2-Dichloroethane-d4	*76.3*			*70-126*	*%REC*	*1*	*29-Jan-2022 04:16*
Surr: 4-Bromofluorobenzene	*81.9*			*77-113*	*%REC*	*1*	*29-Jan-2022 04:16*
Surr: Dibromofluoromethane	*87.9*			*77-123*	*%REC*	*1*	*29-Jan-2022 04:16*
Surr: Toluene-d8	*99.5*			*82-127*	*%REC*	*1*	*29-Jan-2022 04:16*

Note: See Qualifiers Page for a list of qualifiers and their explanation.

Client:	Golder Associates Inc.	**ANALYTICAL REPORT**
Project:	Houston TX-Wood Preserving Works	WorkOrder:HS22011133
Sample ID:	WG-1620-MW44A-20220125	Lab ID:HS22011133-16
Collection Date:	25-Jan-2022 16:50	Matrix:Groundwater

ANALYSES	RESULT	QUAL	SDL	MQL	UNITS	DILUTION FACTOR	DATE ANALYZED
LOW-LEVEL SEMIVOLATILES BY 8270D		**Method:SW8270**			Prep:SW3510 / 28-Jan-2022		Analyst: GEY
1,2-Diphenylhydrazine	< 0.000021		0.000021	0.00020	mg/L	1	10-Feb-2022 19:56
2,4-Dimethylphenol	< 0.000040		0.000040	0.00020	mg/L	1	10-Feb-2022 19:56
2,4-Dinitrotoluene	< 0.000058		0.000058	0.00020	mg/L	1	10-Feb-2022 19:56
2,6-Dinitrotoluene	< 0.000042		0.000042	0.00020	mg/L	1	10-Feb-2022 19:56
2-Chloronaphthalene	< 0.000021		0.000021	0.00020	mg/L	1	10-Feb-2022 19:56
2-Methylnaphthalene	**0.000030**	J	**0.000019**	**0.00010**	**mg/L**	1	10-Feb-2022 19:56
4,6-Dinitro-2-methylphenol	< 0.000020		0.000020	0.00020	mg/L	1	10-Feb-2022 19:56
4-Nitrophenol	< 0.000047		0.000047	0.0010	mg/L	1	10-Feb-2022 19:56
Acenaphthene	**0.070**		**0.00027**	**0.0010**	**mg/L**	10	12-Feb-2022 00:08
Acenaphthylene	**0.00030**		**0.000015**	**0.00010**	**mg/L**	1	10-Feb-2022 19:56
Anthracene	**0.00025**		**0.000014**	**0.00010**	**mg/L**	1	10-Feb-2022 19:56
Benz(a)anthracene	**0.000057**	J	**0.000050**	**0.00010**	**mg/L**	1	10-Feb-2022 19:56
Benzo(a)pyrene	< 0.000020		0.000020	0.00010	mg/L	1	10-Feb-2022 19:56
Bis(2-chloroethoxy)methane	< 0.000030		0.000030	0.00020	mg/L	1	10-Feb-2022 19:56
Bis(2-ethylhexyl)phthalate	< 0.000037		0.000037	0.00020	mg/L	1	10-Feb-2022 19:56
Chrysene	**0.000041**	J	**0.000021**	**0.00010**	**mg/L**	1	10-Feb-2022 19:56
Dibenzofuran	< 0.000020		0.000020	0.00010	mg/L	1	10-Feb-2022 19:56
Di-n-butyl phthalate	< 0.000020		0.000020	0.00020	mg/L	1	10-Feb-2022 19:56
Fluoranthene	**0.0038**		**0.000010**	**0.00010**	**mg/L**	1	10-Feb-2022 19:56
Fluorene	**0.015**		**0.00030**	**0.0010**	**mg/L**	10	12-Feb-2022 00:08
Naphthalene	**0.00023**		**0.000020**	**0.00010**	**mg/L**	1	10-Feb-2022 19:56
Nitrobenzene	< 0.000024		0.000024	0.00020	mg/L	1	10-Feb-2022 19:56
N-Nitrosodiphenylamine	< 0.000025		0.000025	0.00020	mg/L	1	10-Feb-2022 19:56
Pentachlorophenol	< 0.000079		0.000079	0.00020	mg/L	1	10-Feb-2022 19:56
Phenanthrene	< 0.000021		0.000021	0.00010	mg/L	1	10-Feb-2022 19:56
Phenol	< 0.000035		0.000035	0.00020	mg/L	1	10-Feb-2022 19:56
Pyrene	**0.0034**		**0.000019**	**0.00010**	**mg/L**	1	10-Feb-2022 19:56
Surr: 2,4,6-Tribromophenol	*84.0*			*34-129*	*%REC*	*1*	*10-Feb-2022 19:56*
Surr: 2,4,6-Tribromophenol	*68.2*			*34-129*	*%REC*	*10*	*12-Feb-2022 00:08*
Surr: 2-Fluorobiphenyl	*78.0*			*40-125*	*%REC*	*10*	*12-Feb-2022 00:08*
Surr: 2-Fluorobiphenyl	*70.1*			*40-125*	*%REC*	*1*	*10-Feb-2022 19:56*
Surr: 2-Fluorophenol	*60.4*			*20-120*	*%REC*	*1*	*10-Feb-2022 19:56*
Surr: 2-Fluorophenol	*47.5*			*20-120*	*%REC*	*10*	*12-Feb-2022 00:08*
Surr: 4-Terphenyl-d14	*111*			*40-135*	*%REC*	*10*	*12-Feb-2022 00:08*
Surr: 4-Terphenyl-d14	*86.4*			*40-135*	*%REC*	*1*	*10-Feb-2022 19:56*
Surr: Nitrobenzene-d5	*65.9*			*41-120*	*%REC*	*1*	*10-Feb-2022 19:56*
Surr: Nitrobenzene-d5	*81.0*			*41-120*	*%REC*	*10*	*12-Feb-2022 00:08*
Surr: Phenol-d6	*56.8*			*20-120*	*%REC*	*1*	*10-Feb-2022 19:56*
Surr: Phenol-d6	*43.4*			*20-120*	*%REC*	*10*	*12-Feb-2022 00:08*

Note: See Qualifiers Page for a list of qualifiers and their explanation.

Client:	Golder Associates Inc.	**ANALYTICAL REPORT**
Project:	Houston TX-Wood Preserving Works	WorkOrder:HS22011133
Sample ID:	WG-1620-MW44A-20220125	Lab ID:HS22011133-16
Collection Date:	25-Jan-2022 16:50	Matrix:Groundwater

ANALYSES	RESULT	QUAL	SDL	MQL	UNITS	DILUTION FACTOR	DATE ANALYZED
ICP-MS METALS BY SW6020A		**Method:SW6020A**			Prep:SW3010A / 08-Feb-2022		Analyst: JHD
Arsenic	**0.00916**		**0.000400**	**0.00200**	**mg/L**	1	08-Feb-2022 22:20
Calcium	**93.9**		**0.0340**	**0.500**	**mg/L**	1	08-Feb-2022 22:20
Iron	**3.11**		**0.0120**	**0.200**	**mg/L**	1	08-Feb-2022 22:20
Magnesium	**25.3**		**0.0100**	**0.200**	**mg/L**	1	08-Feb-2022 22:20
Manganese	**0.641**		**0.000700**	**0.00500**	**mg/L**	1	08-Feb-2022 22:20
Potassium	**0.312**		**0.0180**	**0.200**	**mg/L**	1	08-Feb-2022 22:20
Sodium	**106**		**0.0140**	**0.200**	**mg/L**	1	08-Feb-2022 22:20
ALKALINITY BY SM 2320B-2011		**Method:SM2320B**					Analyst: TH
Alkalinity, Bicarbonate (As CaCO3)	**532**		**5.00**	**5.00**	**mg/L**	1	26-Jan-2022 20:26
Alkalinity, Carbonate (As CaCO3)	< 5.00		5.00	5.00	mg/L	1	26-Jan-2022 20:26
Alkalinity, Total (As CaCO3)	**532**		**5.00**	**5.00**	**mg/L**	1	26-Jan-2022 20:26
ANIONS BY SW9056A		**Method:SW9056**					Analyst: YP
Chloride	**47.2**		**0.200**	**0.500**	**mg/L**	1	26-Jan-2022 20:19
Fluoride	**0.707**		**0.0500**	**0.100**	**mg/L**	1	26-Jan-2022 20:19
Nitrogen, Nitrate (As N)	**0.0456**	J	**0.0300**	**0.100**	**mg/L**	1	26-Jan-2022 20:19
Nitrogen, Nitrite (As N)	**0.0827**	J	**0.0300**	**0.100**	**mg/L**	1	26-Jan-2022 20:19
Sulfate	**20.5**		**0.200**	**0.500**	**mg/L**	1	26-Jan-2022 20:19
Nitrate/Nitrite (as N)	**0.128**		**0.0300**	**0.100**	**mg/L**	1	26-Jan-2022 20:19

Note: See Qualifiers Page for a list of qualifiers and their explanation.

Client:	Golder Associates Inc.	**ANALYTICAL REPORT**
Project:	Houston TX-Wood Preserving Works	WorkOrder:HS22011133
Sample ID:	WG-1620-FB10-20220125	Lab ID:HS22011133-17
Collection Date:	25-Jan-2022 17:15	Matrix:Water

ANALYSES	RESULT	QUAL	SDL	MQL	UNITS	DILUTION FACTOR	DATE ANALYZED
LOW LEVEL VOLATILES BY SW8260C		**Method:SW8260**					Analyst: AKP
1,2-Dichloroethane	< 0.00020		0.00020	0.0010	mg/L	1	29-Jan-2022 00:26
Benzene	< 0.00020		0.00020	0.0010	mg/L	1	29-Jan-2022 00:26
Chlorobenzene	< 0.00030		0.00030	0.0010	mg/L	1	29-Jan-2022 00:26
Ethylbenzene	< 0.00030		0.00030	0.0010	mg/L	1	29-Jan-2022 00:26
Methylene chloride	< 0.0010		0.0010	0.0020	mg/L	1	29-Jan-2022 00:26
Toluene	< 0.00020		0.00020	0.0010	mg/L	1	29-Jan-2022 00:26
Xylenes, Total	< 0.00030		0.00030	0.0010	mg/L	1	29-Jan-2022 00:26
Surr: 1,2-Dichloroethane-d4	*75.1*			*70-126*	*%REC*	*1*	*29-Jan-2022 00:26*
Surr: 4-Bromofluorobenzene	*76.0*	*S*		*77-113*	*%REC*	*1*	*29-Jan-2022 00:26*
Surr: Dibromofluoromethane	*87.7*			*77-123*	*%REC*	*1*	*29-Jan-2022 00:26*
Surr: Toluene-d8	*98.6*			*82-127*	*%REC*	*1*	*29-Jan-2022 00:26*

Note: See Qualifiers Page for a list of qualifiers and their explanation.

Client:	Golder Associates Inc.	**ANALYTICAL REPORT**	
Project:	Houston TX-Wood Preserving Works	WorkOrder:HS22011133	
Sample ID:	WG-1620-FB10-20220125	Lab ID:HS22011133-17	
Collection Date:	25-Jan-2022 17:15	Matrix:Water	

ANALYSES	RESULT	QUAL	SDL	MQL	UNITS	DILUTION FACTOR	DATE ANALYZED
LOW-LEVEL SEMIVOLATILES BY 8270D		**Method:SW8270**			Prep:SW3510 / 28-Jan-2022		Analyst: GEY
1,2-Diphenylhydrazine	< 0.000021		0.000021	0.00020	mg/L	1	10-Feb-2022 20:15
2,4-Dimethylphenol	< 0.000040		0.000040	0.00020	mg/L	1	10-Feb-2022 20:15
2,4-Dinitrotoluene	< 0.000058		0.000058	0.00020	mg/L	1	10-Feb-2022 20:15
2,6-Dinitrotoluene	< 0.000042		0.000042	0.00020	mg/L	1	10-Feb-2022 20:15
2-Chloronaphthalene	< 0.000021		0.000021	0.00020	mg/L	1	10-Feb-2022 20:15
2-Methylnaphthalene	< 0.000019		0.000019	0.00010	mg/L	1	10-Feb-2022 20:15
4,6-Dinitro-2-methylphenol	< 0.000020		0.000020	0.00020	mg/L	1	10-Feb-2022 20:15
4-Nitrophenol	< 0.000047		0.000047	0.0010	mg/L	1	10-Feb-2022 20:15
Acenaphthene	< 0.000027		0.000027	0.00010	mg/L	1	10-Feb-2022 20:15
Acenaphthylene	< 0.000015		0.000015	0.00010	mg/L	1	10-Feb-2022 20:15
Anthracene	< 0.000014		0.000014	0.00010	mg/L	1	10-Feb-2022 20:15
Benz(a)anthracene	< 0.000050		0.000050	0.00010	mg/L	1	10-Feb-2022 20:15
Benzo(a)pyrene	< 0.000020		0.000020	0.00010	mg/L	1	10-Feb-2022 20:15
Bis(2-chloroethoxy)methane	< 0.000030		0.000030	0.00020	mg/L	1	10-Feb-2022 20:15
Bis(2-ethylhexyl)phthalate	< 0.000037		0.000037	0.00020	mg/L	1	10-Feb-2022 20:15
Chrysene	< 0.000021		0.000021	0.00010	mg/L	1	10-Feb-2022 20:15
Dibenzofuran	< 0.000020		0.000020	0.00010	mg/L	1	10-Feb-2022 20:15
Di-n-butyl phthalate	< 0.000020		0.000020	0.00020	mg/L	1	10-Feb-2022 20:15
Fluoranthene	< 0.000010		0.000010	0.00010	mg/L	1	10-Feb-2022 20:15
Fluorene	< 0.000030		0.000030	0.00010	mg/L	1	10-Feb-2022 20:15
Naphthalene	**0.00018**		**0.000020**	**0.00010**	**mg/L**	1	10-Feb-2022 20:15
Nitrobenzene	< 0.000024		0.000024	0.00020	mg/L	1	10-Feb-2022 20:15
N-Nitrosodiphenylamine	< 0.000025		0.000025	0.00020	mg/L	1	10-Feb-2022 20:15
Pentachlorophenol	< 0.000079		0.000079	0.00020	mg/L	1	10-Feb-2022 20:15
Phenanthrene	< 0.000021		0.000021	0.00010	mg/L	1	10-Feb-2022 20:15
Phenol	< 0.000035		0.000035	0.00020	mg/L	1	10-Feb-2022 20:15
Pyrene	< 0.000019		0.000019	0.00010	mg/L	1	10-Feb-2022 20:15
Surr: 2,4,6-Tribromophenol	*64.8*			*34-129*	*%REC*	*1*	*10-Feb-2022 20:15*
Surr: 2-Fluorobiphenyl	*76.6*			*40-125*	*%REC*	*1*	*10-Feb-2022 20:15*
Surr: 2-Fluorophenol	*66.3*			*20-120*	*%REC*	*1*	*10-Feb-2022 20:15*
Surr: 4-Terphenyl-d14	*88.7*			*40-135*	*%REC*	*1*	*10-Feb-2022 20:15*
Surr: Nitrobenzene-d5	*66.8*			*41-120*	*%REC*	*1*	*10-Feb-2022 20:15*
Surr: Phenol-d6	*60.1*			*20-120*	*%REC*	*1*	*10-Feb-2022 20:15*
ICP-MS METALS BY SW6020A		**Method:SW6020A**			Prep:SW3010A / 08-Feb-2022		Analyst: JHD
Arsenic	< 0.000400		0.000400	0.00200	mg/L	1	08-Feb-2022 22:22

Note: See Qualifiers Page for a list of qualifiers and their explanation.

Client:	Golder Associates Inc.	**ANALYTICAL REPORT**
Project:	Houston TX-Wood Preserving Works	WorkOrder:HS22011133
Sample ID:	WG-1620-FD05-20220125	Lab ID:HS22011133-18
Collection Date:	25-Jan-2022 11:25	Matrix:Groundwater

ANALYSES	RESULT	QUAL	SDL	MQL	UNITS	DILUTION FACTOR	DATE ANALYZED
LOW LEVEL VOLATILES BY SW8260C		**Method:SW8260**					Analyst: AKP
1,2-Dichloroethane	< 0.00020		0.00020	0.0010	mg/L	1	29-Jan-2022 04:37
Benzene	< 0.00020		0.00020	0.0010	mg/L	1	29-Jan-2022 04:37
Chlorobenzene	< 0.00030		0.00030	0.0010	mg/L	1	29-Jan-2022 04:37
Ethylbenzene	< 0.00030		0.00030	0.0010	mg/L	1	29-Jan-2022 04:37
Methylene chloride	< 0.0010		0.0010	0.0020	mg/L	1	29-Jan-2022 04:37
Toluene	< 0.00020		0.00020	0.0010	mg/L	1	29-Jan-2022 04:37
Xylenes, Total	< 0.00030		0.00030	0.0010	mg/L	1	29-Jan-2022 04:37
Surr: 1,2-Dichloroethane-d4	*75.3*			*70-126*	*%REC*	*1*	*29-Jan-2022 04:37*
Surr: 4-Bromofluorobenzene	*77.4*			*77-113*	*%REC*	*1*	*29-Jan-2022 04:37*
Surr: Dibromofluoromethane	*89.0*			*77-123*	*%REC*	*1*	*29-Jan-2022 04:37*
Surr: Toluene-d8	*98.3*			*82-127*	*%REC*	*1*	*29-Jan-2022 04:37*

Note: See Qualifiers Page for a list of qualifiers and their explanation.

Client:	Golder Associates Inc.	**ANALYTICAL REPORT**
Project:	Houston TX-Wood Preserving Works	WorkOrder:HS22011133
Sample ID:	WG-1620-FD05-20220125	Lab ID:HS22011133-18
Collection Date:	25-Jan-2022 11:25	Matrix:Groundwater

ANALYSES	RESULT	QUAL	SDL	MQL	UNITS	DILUTION FACTOR	DATE ANALYZED
LOW-LEVEL SEMIVOLATILES BY 8270D		**Method:SW8270**			Prep:SW3510 / 28-Jan-2022		Analyst: GEY
1,2-Diphenylhydrazine	< 0.000021		0.000021	0.00020	mg/L	1	10-Feb-2022 20:33
2,4-Dimethylphenol	< 0.000040		0.000040	0.00020	mg/L	1	10-Feb-2022 20:33
2,4-Dinitrotoluene	< 0.000058		0.000058	0.00020	mg/L	1	10-Feb-2022 20:33
2,6-Dinitrotoluene	< 0.000042		0.000042	0.00020	mg/L	1	10-Feb-2022 20:33
2-Chloronaphthalene	< 0.000021		0.000021	0.00020	mg/L	1	10-Feb-2022 20:33
2-Methylnaphthalene	< 0.000019		0.000019	0.00010	mg/L	1	10-Feb-2022 20:33
4,6-Dinitro-2-methylphenol	< 0.000020		0.000020	0.00020	mg/L	1	10-Feb-2022 20:33
4-Nitrophenol	< 0.000047		0.000047	0.0010	mg/L	1	10-Feb-2022 20:33
Acenaphthene	**0.00037**		**0.000027**	**0.00010**	**mg/L**	1	10-Feb-2022 20:33
Acenaphthylene	< 0.000015		0.000015	0.00010	mg/L	1	10-Feb-2022 20:33
Anthracene	< 0.000014		0.000014	0.00010	mg/L	1	10-Feb-2022 20:33
Benz(a)anthracene	**0.00020**		**0.000050**	**0.00010**	**mg/L**	1	10-Feb-2022 20:33
Benzo(a)pyrene	< 0.000020		0.000020	0.00010	mg/L	1	10-Feb-2022 20:33
Bis(2-chloroethoxy)methane	< 0.000030		0.000030	0.00020	mg/L	1	10-Feb-2022 20:33
Bis(2-ethylhexyl)phthalate	< 0.000037		0.000037	0.00020	mg/L	1	10-Feb-2022 20:33
Chrysene	**0.00012**		**0.000021**	**0.00010**	**mg/L**	1	10-Feb-2022 20:33
Dibenzofuran	< 0.000020		0.000020	0.00010	mg/L	1	10-Feb-2022 20:33
Di-n-butyl phthalate	< 0.000020		0.000020	0.00020	mg/L	1	10-Feb-2022 20:33
Fluoranthene	**0.0016**		**0.000010**	**0.00010**	**mg/L**	1	10-Feb-2022 20:33
Fluorene	< 0.000030		0.000030	0.00010	mg/L	1	10-Feb-2022 20:33
Naphthalene	**0.00011**		**0.000020**	**0.00010**	**mg/L**	1	10-Feb-2022 20:33
Nitrobenzene	< 0.000024		0.000024	0.00020	mg/L	1	10-Feb-2022 20:33
N-Nitrosodiphenylamine	< 0.000025		0.000025	0.00020	mg/L	1	10-Feb-2022 20:33
Pentachlorophenol	< 0.000079		0.000079	0.00020	mg/L	1	10-Feb-2022 20:33
Phenanthrene	< 0.000021		0.000021	0.00010	mg/L	1	10-Feb-2022 20:33
Phenol	< 0.000035		0.000035	0.00020	mg/L	1	10-Feb-2022 20:33
Pyrene	**0.0028**		**0.000019**	**0.00010**	**mg/L**	1	10-Feb-2022 20:33
Surr: 2,4,6-Tribromophenol	*66.6*			*34-129*	*%REC*	*1*	*10-Feb-2022 20:33*
Surr: 2-Fluorobiphenyl	*62.1*			*40-125*	*%REC*	*1*	*10-Feb-2022 20:33*
Surr: 2-Fluorophenol	*52.4*			*20-120*	*%REC*	*1*	*10-Feb-2022 20:33*
Surr: 4-Terphenyl-d14	*79.9*			*40-135*	*%REC*	*1*	*10-Feb-2022 20:33*
Surr: Nitrobenzene-d5	*57.2*			*41-120*	*%REC*	*1*	*10-Feb-2022 20:33*
Surr: Phenol-d6	*48.7*			*20-120*	*%REC*	*1*	*10-Feb-2022 20:33*

Note: See Qualifiers Page for a list of qualifiers and their explanation.

Client:	Golder Associates Inc.	**ANALYTICAL REPORT**
Project:	Houston TX-Wood Preserving Works	WorkOrder:HS22011133
Sample ID:	WG-1620-FD05-20220125	Lab ID:HS22011133-18
Collection Date:	25-Jan-2022 11:25	Matrix:Groundwater

ANALYSES	RESULT	QUAL	SDL	MQL	UNITS	DILUTION FACTOR	DATE ANALYZED
ICP-MS METALS BY SW6020A		**Method:SW6020A**			Prep:SW3010A / 08-Feb-2022		Analyst: JHD
Arsenic	**0.00599**		**0.000400**	**0.00200**	**mg/L**	1	08-Feb-2022 22:24
Calcium	**119**		**0.0340**	**0.500**	**mg/L**	1	08-Feb-2022 22:24
Iron	**2.29**		**0.0120**	**0.200**	**mg/L**	1	08-Feb-2022 22:24
Magnesium	**27.1**		**0.0100**	**0.200**	**mg/L**	1	08-Feb-2022 22:24
Manganese	**1.13**		**0.000700**	**0.00500**	**mg/L**	1	08-Feb-2022 22:24
Potassium	**0.298**		**0.0180**	**0.200**	**mg/L**	1	08-Feb-2022 22:24
Sodium	**147**		**0.0140**	**0.200**	**mg/L**	1	08-Feb-2022 22:24
ALKALINITY BY SM 2320B-2011		**Method:SM2320B**					Analyst: TH
Alkalinity, Bicarbonate (As CaCO3)	**493**		**5.00**	**5.00**	**mg/L**	1	26-Jan-2022 20:32
Alkalinity, Carbonate (As CaCO3)	< 5.00		5.00	5.00	mg/L	1	26-Jan-2022 20:32
Alkalinity, Total (As CaCO3)	**493**		**5.00**	**5.00**	**mg/L**	1	26-Jan-2022 20:32
ANIONS BY SW9056A		**Method:SW9056**					Analyst: YP
Chloride	**108**		**1.00**	**2.50**	**mg/L**	5	08-Feb-2022 19:26
Fluoride	**0.742**		**0.0500**	**0.100**	**mg/L**	1	26-Jan-2022 21:12
Nitrogen, Nitrate (As N)	**0.0538**	J	**0.0300**	**0.100**	**mg/L**	1	26-Jan-2022 21:12
Nitrogen, Nitrite (As N)	< 0.0300		0.0300	0.100	mg/L	1	26-Jan-2022 21:12
Sulfate	**128**		**1.00**	**2.50**	**mg/L**	5	08-Feb-2022 19:26
Nitrate/Nitrite (as N)	**0.0538**	J	**0.0300**	**0.100**	**mg/L**	1	26-Jan-2022 21:12

Note: See Qualifiers Page for a list of qualifiers and their explanation.

Weight / Prep Log

Client: Golder Associates Inc.
Project: Houston TX-Wood Preserving Works
WorkOrder: HS22011133

Batch ID: 174839 **Start Date:** 28 Jan 2022 07:00 **End Date:** 28 Jan 2022 13:00
Method: SV AQ SEP FUN EXTRACT-LOWLEV - 3510C **Prep Code:** 3510_B_LOW

Sample ID	Container	Sample Wt/Vol	Final Volume	Prep Factor	
HS22011133-02	1	1000 (mL)	1 (mL)	0.001	1-liter amber glass, Neat
HS22011133-03	1	1000 (mL)	1 (mL)	0.001	1-liter amber glass, Neat
HS22011133-04	1	1000 (mL)	1 (mL)	0.001	1-liter amber glass, Neat
HS22011133-05	1	1000 (mL)	1 (mL)	0.001	1-liter amber glass, Neat
HS22011133-06	1	1000 (mL)	1 (mL)	0.001	1-liter amber glass, Neat
HS22011133-07	1	1000 (mL)	1 (mL)	0.001	1-liter amber glass, Neat
HS22011133-08	1	1000 (mL)	1 (mL)	0.001	1-liter amber glass, Neat
HS22011133-09	1	1000 (mL)	1 (mL)	0.001	1-liter amber glass, Neat
HS22011133-10	1	1000 (mL)	1 (mL)	0.001	1-liter amber glass, Neat
HS22011133-11	1	1000 (mL)	1 (mL)	0.001	1-liter amber glass, Neat
HS22011133-12	1	1000 (mL)	1 (mL)	0.001	1-liter amber glass, Neat
HS22011133-13	1	1000 (mL)	1 (mL)	0.001	1-liter amber glass, Neat
HS22011133-14	1	1000 (mL)	1 (mL)	0.001	1-liter amber glass, Neat
HS22011133-15	1	1000 (mL)	1 (mL)	0.001	1-liter amber glass, Neat
HS22011133-16	1	1000 (mL)	1 (mL)	0.001	1-liter amber glass, Neat
HS22011133-17	1	1000 (mL)	1 (mL)	0.001	1-liter amber glass, Neat
HS22011133-18	1	1000 (mL)	1 (mL)	0.001	1-liter amber glass, Neat

Weight / Prep Log

Client: Golder Associates Inc.
Project: Houston TX-Wood Preserving Works
WorkOrder: HS22011133

Batch ID: 175128 **Start Date:** 08 Feb 2022 09:00 **End Date:** 08 Feb 2022 13:00
Method: WATER - SW3010A **Prep Code:** 3010A

Sample ID	Container	Sample Wt/Vol	Final Volume	Prep Factor	
HS22011133-02		10 (mL)	10 (mL)	1	120 plastic HNO3
HS22011133-03		10 (mL)	10 (mL)	1	120 plastic HNO3
HS22011133-04		10 (mL)	10 (mL)	1	120 plastic HNO3
HS22011133-05		10 (mL)	10 (mL)	1	120 plastic HNO3
HS22011133-06		10 (mL)	10 (mL)	1	120 plastic HNO3
HS22011133-07		10 (mL)	10 (mL)	1	120 plastic HNO3
HS22011133-08		10 (mL)	10 (mL)	1	120 plastic HNO3
HS22011133-09		10 (mL)	10 (mL)	1	120 plastic HNO3
HS22011133-10		10 (mL)	10 (mL)	1	120 plastic HNO3
HS22011133-11		10 (mL)	10 (mL)	1	120 plastic HNO3
HS22011133-12		10 (mL)	10 (mL)	1	120 plastic HNO3
HS22011133-13		10 (mL)	10 (mL)	1	120 plastic HNO3
HS22011133-14		10 (mL)	10 (mL)	1	120 plastic HNO3
HS22011133-15		10 (mL)	10 (mL)	1	120 plastic HNO3
HS22011133-16		10 (mL)	10 (mL)	1	120 plastic HNO3
HS22011133-17		10 (mL)	10 (mL)	1	120 plastic HNO3
HS22011133-18		10 (mL)	10 (mL)	1	120 plastic HNO3

Client: Golder Associates Inc.
Project: Houston TX-Wood Preserving Works
WorkOrder: HS22011133

DATES REPORT

Sample ID	Client Samp ID	Collection Date	Leachate Date	Prep Date	Analysis Date	DF
Batch ID: 174839 (0)	**Test Name :** LOW-LEVEL SEMIVOLATILES BY 8270D				**Matrix:** Water	
HS22011133-06	WG-1620-FB09-20220124	24 Jan 2022 17:15		28 Jan 2022 07:00	09 Feb 2022 22:09	1
HS22011133-17	WG-1620-FB10-20220125	25 Jan 2022 17:15		28 Jan 2022 07:00	10 Feb 2022 20:15	1
Batch ID: 174839 (0)	**Test Name :** LOW-LEVEL SEMIVOLATILES BY 8270D				**Matrix:** Groundwater	
HS22011133-02	WG-1620-MW96B-20220124	24 Jan 2022 13:10		28 Jan 2022 07:00	09 Feb 2022 20:55	1
HS22011133-03	WG-1620-MW62B-20220124	24 Jan 2022 14:25		28 Jan 2022 07:00	09 Feb 2022 21:14	1
HS22011133-04	WG-1620-MW48C-20220124	24 Jan 2022 15:40		28 Jan 2022 07:00	09 Feb 2022 21:32	1
HS22011133-05	WG-1620-MW27C-20220124	24 Jan 2022 16:45		28 Jan 2022 07:00	09 Feb 2022 21:51	1
HS22011133-07	WG-1620-MW64A-20220125	25 Jan 2022 07:55		28 Jan 2022 07:00	09 Feb 2022 22:28	1
HS22011133-08	WG-1620-MW95A-20220125	25 Jan 2022 09:25		28 Jan 2022 07:00	09 Feb 2022 22:47	1
HS22011133-09	WG-1620-MW94A-20220125	25 Jan 2022 10:20		28 Jan 2022 07:00	09 Feb 2022 23:05	1
HS22011133-10	WG-1620-MW33A-20220125	25 Jan 2022 11:25		28 Jan 2022 07:00	09 Feb 2022 23:24	1
HS22011133-11	WG-1620-MW27A-20220125	25 Jan 2022 12:20		28 Jan 2022 07:00	09 Feb 2022 23:42	1
HS22011133-12	WG-1620-MW36A-20220125	25 Jan 2022 13:20		28 Jan 2022 07:00	10 Feb 2022 18:43	1
HS22011133-13	WG-1620-MW25A-20220125	25 Jan 2022 14:15		28 Jan 2022 07:00	10 Feb 2022 19:02	1
HS22011133-14	WG-1620-MW25C-20220125	25 Jan 2022 15:05		28 Jan 2022 07:00	11 Feb 2022 22:35	100
HS22011133-14	WG-1620-MW25C-20220125	25 Jan 2022 15:05		28 Jan 2022 07:00	11 Feb 2022 22:53	1000
HS22011133-14	WG-1620-MW25C-20220125	25 Jan 2022 15:05		28 Jan 2022 07:00	11 Feb 2022 22:16	10
HS22011133-14	WG-1620-MW25C-20220125	25 Jan 2022 15:05		28 Jan 2022 07:00	10 Feb 2022 19:20	1
HS22011133-15	WG-1620-MW45C-20220125	25 Jan 2022 15:55		28 Jan 2022 07:00	11 Feb 2022 23:31	100
HS22011133-15	WG-1620-MW45C-20220125	25 Jan 2022 15:55		28 Jan 2022 07:00	11 Feb 2022 23:12	10
HS22011133-15	WG-1620-MW45C-20220125	25 Jan 2022 15:55		28 Jan 2022 07:00	10 Feb 2022 19:38	1
HS22011133-16	WG-1620-MW44A-20220125	25 Jan 2022 16:50		28 Jan 2022 07:00	12 Feb 2022 00:08	10
HS22011133-16	WG-1620-MW44A-20220125	25 Jan 2022 16:50		28 Jan 2022 07:00	10 Feb 2022 19:56	1
HS22011133-18	WG-1620-FD05-20220125	25 Jan 2022 11:25		28 Jan 2022 07:00	10 Feb 2022 20:33	1
Batch ID: 175128 (0)	**Test Name :** ICP-MS METALS BY SW6020A				**Matrix:** Water	
HS22011133-06	WG-1620-FB09-20220124	24 Jan 2022 17:15		08 Feb 2022 13:00	08 Feb 2022 21:57	1
HS22011133-17	WG-1620-FB10-20220125	25 Jan 2022 17:15		08 Feb 2022 13:00	08 Feb 2022 22:22	1

Client: Golder Associates Inc.
Project: Houston TX-Wood Preserving Works
WorkOrder: HS22011133

DATES REPORT

Sample ID	Client Samp ID	Collection Date	Leachate Date	Prep Date	Analysis Date	DF
Batch ID: 175128 (0)	**Test Name :** ICP-MS METALS BY SW6020A				**Matrix:** Groundwater	
HS22011133-02	WG-1620-MW96B-20220124	24 Jan 2022 13:10		08 Feb 2022 13:00	08 Feb 2022 21:37	1
HS22011133-03	WG-1620-MW62B-20220124	24 Jan 2022 14:25		08 Feb 2022 13:00	08 Feb 2022 21:51	1
HS22011133-04	WG-1620-MW48C-20220124	24 Jan 2022 15:40		08 Feb 2022 13:00	08 Feb 2022 21:53	1
HS22011133-05	WG-1620-MW27C-20220124	24 Jan 2022 16:45		08 Feb 2022 13:00	08 Feb 2022 21:55	1
HS22011133-07	WG-1620-MW64A-20220125	25 Jan 2022 07:55		08 Feb 2022 13:00	08 Feb 2022 21:59	1
HS22011133-08	WG-1620-MW95A-20220125	25 Jan 2022 09:25		08 Feb 2022 13:00	08 Feb 2022 22:01	1
HS22011133-09	WG-1620-MW94A-20220125	25 Jan 2022 10:20		08 Feb 2022 13:00	08 Feb 2022 22:03	1
HS22011133-10	WG-1620-MW33A-20220125	25 Jan 2022 11:25		08 Feb 2022 13:00	08 Feb 2022 22:05	1
HS22011133-11	WG-1620-MW27A-20220125	25 Jan 2022 12:20		08 Feb 2022 13:00	08 Feb 2022 22:07	1
HS22011133-12	WG-1620-MW36A-20220125	25 Jan 2022 13:20		08 Feb 2022 13:00	08 Feb 2022 22:09	1
HS22011133-13	WG-1620-MW25A-20220125	25 Jan 2022 14:15		08 Feb 2022 13:00	08 Feb 2022 22:15	1
HS22011133-14	WG-1620-MW25C-20220125	25 Jan 2022 15:05		08 Feb 2022 13:00	08 Feb 2022 22:17	1
HS22011133-15	WG-1620-MW45C-20220125	25 Jan 2022 15:55		08 Feb 2022 13:00	08 Feb 2022 22:18	1
HS22011133-16	WG-1620-MW44A-20220125	25 Jan 2022 16:50		08 Feb 2022 13:00	08 Feb 2022 22:20	1
HS22011133-18	WG-1620-FD05-20220125	25 Jan 2022 11:25		08 Feb 2022 13:00	08 Feb 2022 22:24	1
Batch ID: R401088 (0)	**Test Name :** ALKALINITY BY SM 2320B-2011				**Matrix:** Groundwater	
HS22011133-07	WG-1620-MW64A-20220125	25 Jan 2022 07:55			26 Jan 2022 19:21	1
HS22011133-08	WG-1620-MW95A-20220125	25 Jan 2022 09:25			26 Jan 2022 19:27	1
HS22011133-09	WG-1620-MW94A-20220125	25 Jan 2022 10:20			26 Jan 2022 19:34	1
HS22011133-10	WG-1620-MW33A-20220125	25 Jan 2022 11:25			26 Jan 2022 19:57	1
HS22011133-11	WG-1620-MW27A-20220125	25 Jan 2022 12:20			26 Jan 2022 20:05	1
HS22011133-12	WG-1620-MW36A-20220125	25 Jan 2022 13:20			26 Jan 2022 20:11	1
HS22011133-13	WG-1620-MW25A-20220125	25 Jan 2022 14:15			26 Jan 2022 20:19	1
HS22011133-16	WG-1620-MW44A-20220125	25 Jan 2022 16:50			26 Jan 2022 20:26	1
HS22011133-18	WG-1620-FD05-20220125	25 Jan 2022 11:25			26 Jan 2022 20:32	1

Client: Golder Associates Inc.
Project: Houston TX-Wood Preserving Works
WorkOrder: HS22011133

DATES REPORT

Sample ID	Client Samp ID	Collection Date	Leachate Date	Prep Date	Analysis Date	DF
Batch ID: R401258 (0)	**Test Name :** LOW LEVEL VOLATILES BY SW8260C				**Matrix:** Groundwater	
HS22011133-02	WG-1620-MW96B-20220124	24 Jan 2022 13:10			28 Jan 2022 22:41	1
HS22011133-03	WG-1620-MW62B-20220124	24 Jan 2022 14:25			29 Jan 2022 00:47	1
HS22011133-04	WG-1620-MW48C-20220124	24 Jan 2022 15:40			29 Jan 2022 01:08	1
HS22011133-05	WG-1620-MW27C-20220124	24 Jan 2022 16:45			29 Jan 2022 01:29	1
HS22011133-07	WG-1620-MW64A-20220125	25 Jan 2022 07:55			29 Jan 2022 01:49	1
HS22011133-08	WG-1620-MW95A-20220125	25 Jan 2022 09:25			29 Jan 2022 02:10	1
HS22011133-09	WG-1620-MW94A-20220125	25 Jan 2022 10:20			29 Jan 2022 02:31	1
HS22011133-10	WG-1620-MW33A-20220125	25 Jan 2022 11:25			29 Jan 2022 02:52	1
HS22011133-11	WG-1620-MW27A-20220125	25 Jan 2022 12:20			29 Jan 2022 03:13	1
HS22011133-12	WG-1620-MW36A-20220125	25 Jan 2022 13:20			29 Jan 2022 03:34	1
HS22011133-13	WG-1620-MW25A-20220125	25 Jan 2022 14:15			29 Jan 2022 03:55	1
HS22011133-14	WG-1620-MW25C-20220125	25 Jan 2022 15:05			29 Jan 2022 05:42	1
HS22011133-15	WG-1620-MW45C-20220125	25 Jan 2022 15:55			29 Jan 2022 06:06	1
HS22011133-16	WG-1620-MW44A-20220125	25 Jan 2022 16:50			29 Jan 2022 04:16	1
HS22011133-18	WG-1620-FD05-20220125	25 Jan 2022 11:25			29 Jan 2022 04:37	1
Batch ID: R401258 (0)	**Test Name :** LOW LEVEL VOLATILES BY SW8260C				**Matrix:** Water	
HS22011133-01	WQ-1620-TB09-20220125	25 Jan 2022 00:00			28 Jan 2022 22:20	1
HS22011133-06	WG-1620-FB09-20220124	24 Jan 2022 17:15			29 Jan 2022 00:05	1
HS22011133-17	WG-1620-FB10-20220125	25 Jan 2022 17:15			29 Jan 2022 00:26	1
Batch ID: R401809 (0)	**Test Name :** ANIONS BY SW9056A				**Matrix:** Groundwater	
HS22011133-07	WG-1620-MW64A-20220125	25 Jan 2022 07:55			26 Jan 2022 19:27	1
HS22011133-08	WG-1620-MW95A-20220125	25 Jan 2022 09:25			26 Jan 2022 19:34	1
HS22011133-09	WG-1620-MW94A-20220125	25 Jan 2022 10:20			26 Jan 2022 19:42	1
HS22011133-10	WG-1620-MW33A-20220125	25 Jan 2022 11:25			26 Jan 2022 19:50	1
HS22011133-11	WG-1620-MW27A-20220125	25 Jan 2022 12:20			26 Jan 2022 19:57	1
HS22011133-12	WG-1620-MW36A-20220125	25 Jan 2022 13:20			26 Jan 2022 20:04	1
HS22011133-13	WG-1620-MW25A-20220125	25 Jan 2022 14:15			26 Jan 2022 20:12	1
HS22011133-16	WG-1620-MW44A-20220125	25 Jan 2022 16:50			26 Jan 2022 20:19	1
HS22011133-18	WG-1620-FD05-20220125	25 Jan 2022 11:25			26 Jan 2022 21:12	1
Batch ID: R401856 (0)	**Test Name :** ANIONS BY SW9056A				**Matrix:** Groundwater	
HS22011133-10	WG-1620-MW33A-20220125	25 Jan 2022 11:25			08 Feb 2022 19:21	5
HS22011133-18	WG-1620-FD05-20220125	25 Jan 2022 11:25			08 Feb 2022 19:26	5

WorkOrder: HS22011133
InstrumentID: ICPMS06
Test Code: ICP_TW
Test Number: SW6020A
Test Name: ICP-MS Metals by SW6020A

METHOD DETECTION / REPORTING LIMITS

Matrix: Aqueous **Units:** mg/L

Type	Analyte	CAS	DCS Spike	DCS	MDL	PQL
A	Arsenic	7440-38-2	0.00125	0.00112	0.000400	0.00200
A	Calcium	7440-70-2	0.0500	0.0394	0.0340	0.500
A	Iron	7439-89-6	0.0500	0.0481	0.0120	0.200
A	Magnesium	7439-95-4	0.0500	0.0509	0.0100	0.200
A	Manganese	7439-96-5	0.00250	0.00255	0.000700	0.00500
A	Potassium	7440-09-7	0.0500	0.0399	0.0180	0.200
A	Sodium	7440-23-5	0.0500	0.0338	0.0140	0.200

WorkOrder: HS22011133
InstrumentID: SV-7
Test Code: 8270_LOW_W
Test Number: SW8270
Test Name: Low-Level Semivolatiles by 8270D

METHOD DETECTION / REPORTING LIMITS

Matrix: Aqueous **Units:** mg/L

Type	Analyte	CAS	DCS Spike	DCS	MDL	PQL
A	1,2-Diphenylhydrazine	122-66-7	0.00010	0.000085	0.000021	0.00020
A	2,4-Dimethylphenol	105-67-9	0.00010	0.000087	0.000040	0.00020
A	2,4-Dinitrotoluene	121-14-2	0.00010	0.000079	0.000058	0.00020
A	2,6-Dinitrotoluene	606-20-2	0.00010	0.000086	0.000042	0.00020
A	2-Chloronaphthalene	91-58-7	0.00010	0.000083	0.000021	0.00020
A	2-Methylnaphthalene	91-57-6	0.000050	0.000047	0.000019	0.00010
A	4,6-Dinitro-2-methylphenol	534-52-1	0.00010	0.000080	0.000020	0.00020
A	4-Nitrophenol	100-02-7	0.00010	0.000070	0.000047	0.0010
A	Acenaphthene	83-32-9	0.000050	0.000044	0.000027	0.00010
A	Acenaphthylene	208-96-8	0.000050	0.000044	0.000015	0.00010
A	Anthracene	120-12-7	0.000050	0.000048	0.000014	0.00010
A	Benz(a)anthracene	56-55-3	0.000050	0.000053	0.000050	0.00010
A	Benzo(a)pyrene	50-32-8	0.000050	0.000048	0.000020	0.00010
A	Bis(2-chloroethoxy)methane	111-91-1	0.00010	0.000084	0.000030	0.00020
A	Bis(2-ethylhexyl)phthalate	117-81-7	0.00010	0.000089	0.000037	0.00020
A	Chrysene	218-01-9	0.000050	0.000050	0.000021	0.00010
A	Dibenzofuran	132-64-9	0.000050	0.000042	0.000020	0.00010
A	Di-n-butyl phthalate	84-74-2	0.00010	0.000097	0.000020	0.00020
A	Fluoranthene	206-44-0	0.000050	0.000053	0.000010	0.00010
A	Fluorene	86-73-7	0.000050	0.000045	0.000030	0.00010
A	Naphthalene	91-20-3	0.000050	0.000050	0.000020	0.00010
A	Nitrobenzene	98-95-3	0.00010	0.000096	0.000024	0.00020
A	N-Nitrosodiphenylamine	86-30-6	0.00010	0.000079	0.000025	0.00020
A	Pentachlorophenol	87-86-5	0.00010	0.000078	0.000079	0.00020
A	Phenanthrene	85-01-8	0.000050	0.000050	0.000021	0.00010
A	Phenol	108-95-2	0.00010	0.000081	0.000035	0.00020
A	Pyrene	129-00-0	0.000050	0.000048	0.000019	0.00010
S	2,4,6-Tribromophenol	118-79-6	0	0	0	0.00020
S	2-Fluorobiphenyl	321-60-8	0	0	0	0.00020
S	2-Fluorophenol	367-12-4	0	0	0	0.00020
S	4-Terphenyl-d14	1718-51-0	0	0	0	0.00020
S	Nitrobenzene-d5	4165-60-0	0	0	0	0.00020
S	Phenol-d6	13127-88-3	0	0	0	0.00020

WorkOrder: HS22011133
InstrumentID: VOA7
Test Code: 8260_LL_W
Test Number: SW8260
Test Name: Low Level Volatiles by SW8260C

METHOD DETECTION / REPORTING LIMITS

Matrix: Aqueous **Units:** mg/L

Type	Analyte	CAS	DCS Spike	DCS	MDL	PQL
A	1,2-Dichloroethane	107-06-2	0.00050	0.00064	0.00020	0.0010
A	Benzene	71-43-2	0.00050	0.00054	0.00020	0.0010
A	Chlorobenzene	108-90-7	0.0010	0.0011	0.00030	0.0010
A	Ethylbenzene	100-41-4	0.0010	0.0010	0.00030	0.0010
A	Methylene chloride	75-09-2	0.0020	0.0011	0.0010	0.0020
A	Toluene	108-88-3	0.00050	0.00058	0.00020	0.0010
A	Xylenes, Total	1330-20-7	0.0010	0.0030	0.00030	0.0010
S	1,2-Dichloroethane-d4	17060-07-0	0	0	0	0.0010
S	4-Bromofluorobenzene	460-00-4	0	0	0	0.0010
S	Dibromofluoromethane	1868-53-7	0	0	0	0.0010
S	Toluene-d8	2037-26-5	0	0	0	0.0010

WorkOrder: HS22011133
InstrumentID: ICS-Integrion
Test Code: 9056_anions_W
Test Number: SW9056
Test Name: Anions by SW9056A

METHOD DETECTION / REPORTING LIMITS

Matrix: Aqueous **Units:** mg/L

Type	Analyte	CAS	DCS Spike	DCS	MDL	PQL
A	Chloride	16887-00-6	0.500	0.364	0.200	0.500
A	Fluoride	16984-48-8	0.100	0.140	0.0500	0.100
A	Nitrogen, Nitrate (As N)	14797-55-8	0.100	0.0914	0.0300	0.100
A	Nitrogen, Nitrite (As N)	7632-00-0	0.100	0.0712	0.0300	0.100
A	Sulfate	14808-79-8	0.500	0.173	0.200	0.500
A	Nitrate/Nitrite (as N)	19559-59-2	0.100	0.0712	0.0300	0.100

WorkOrder: HS22011133
InstrumentID: ManTech01
Test Code: ALK_W 2320B
Test Number: SM2320B
Test Name: Alkalinity by SM 2320B-2011

METHOD DETECTION / REPORTING LIMITS

Matrix: Aqueous **Units:** mg/L

Type	Analyte	CAS	DCS Spike	DCS	MDL	PQL
A	Alkalinity, Bicarbonate (As CaCO3)	ALK-Bicarb	5.00	5.38	5.00	5.00
A	Alkalinity, Carbonate (As CaCO3)	ALK-Carb	5.00	5.38	5.00	5.00
A	Alkalinity, Total (As CaCO3)	ALK	5.00	5.38	5.00	5.00

Client: Golder Associates Inc.
Project: Houston TX-Wood Preserving Works
WorkOrder: HS22011133

QC BATCH REPORT

Batch ID: 175128 (0) **Instrument:** ICPMS06 **Method:** ICP-MS METALS BY SW6020A

MBLK Sample ID: **MBLK-175128** Units: **mg/L** Analysis Date: **08-Feb-2022 21:33**
Client ID: Run ID: **ICPMS06_401804** SeqNo: **6494502** PrepDate: **08-Feb-2022** DF: **1**

Analyte	Result	MQL	SPK Val	SPK Ref Value	%REC	Control Limit	RPD Ref Value	%RPD	RPD Limit	Qual
Arsenic	< 0.000400	0.00200								
Calcium	< 0.0340	0.500								
Iron	< 0.0120	0.200								
Magnesium	0.02047	0.200								J
Manganese	< 0.000700	0.00500								
Potassium	0.01901	0.200								J
Sodium	0.05689	0.200								J

LCS Sample ID: **LCS-175128** Units: **mg/L** Analysis Date: **08-Feb-2022 21:35**
Client ID: Run ID: **ICPMS06_401804** SeqNo: **6494503** PrepDate: **08-Feb-2022** DF: **1**

Analyte	Result	MQL	SPK Val	SPK Ref Value	%REC	Control Limit	RPD Ref Value	%RPD	RPD Limit	Qual
Arsenic	0.05434	0.00200	0.05	0	109	80 - 120				
Calcium	5.267	0.500	5	0	105	80 - 120				
Iron	5.193	0.200	5	0	104	80 - 120				
Magnesium	5.424	0.200	5	0	108	80 - 120				
Manganese	0.05405	0.00500	0.05	0	108	80 - 120				
Potassium	5.414	0.200	5	0	108	80 - 120				
Sodium	5.331	0.200	5	0	107	80 - 120				

MS Sample ID: **HS22011133-02MS** Units: **mg/L** Analysis Date: **08-Feb-2022 21:41**
Client ID: **WG-1620-MW96B-20220124** Run ID: **ICPMS06_401804** SeqNo: **6494506** PrepDate: **08-Feb-2022** DF: **1**

Analyte	Result	MQL	SPK Val	SPK Ref Value	%REC	Control Limit	RPD Ref Value	%RPD	RPD Limit	Qual
Arsenic	0.05392	0.00200	0.05	0.000368	107	80 - 120				
Calcium	26.18	0.500	5	20.93	105	80 - 120				O
Iron	5.395	0.200	5	0.2309	103	80 - 120				
Magnesium	6.844	0.200	5	1.56	106	80 - 120				
Manganese	0.07114	0.00500	0.05	0.01795	106	80 - 120				
Potassium	22.7	0.200	5	17.47	104	80 - 120				
Sodium	15.77	0.200	5	10.64	103	80 - 120				

Client: Golder Associates Inc.
Project: Houston TX-Wood Preserving Works
WorkOrder: HS22011133

QC BATCH REPORT

Batch ID: 175128 (0) **Instrument:** ICPMS06 **Method:** ICP-MS METALS BY SW6020A

MSD Sample ID: **HS22011133-02MSD** Units: **mg/L** Analysis Date: **08-Feb-2022 21:43**
Client ID: **WG-1620-MW96B-20220124** Run ID: **ICPMS06_401804** SeqNo: **6494507** PrepDate: **08-Feb-2022** DF: **1**

Analyte	Result	MQL	SPK Val	SPK Ref Value	%REC	Control Limit	RPD Ref Value	%RPD	RPD Limit	Qual
Arsenic	0.05351	0.00200	0.05	0.000368	106	80 - 120	0.05392	0.765	20	
Calcium	25.49	0.500	5	20.93	91.3	80 - 120	26.18	2.65	20	O
Iron	5.416	0.200	5	0.2309	104	80 - 120	5.395	0.39	20	
Magnesium	6.643	0.200	5	1.56	102	80 - 120	6.844	2.98	20	
Manganese	0.06983	0.00500	0.05	0.01795	104	80 - 120	0.07114	1.86	20	
Potassium	22.01	0.200	5	17.47	90.8	80 - 120	22.7	3.06	20	
Sodium	15.57	0.200	5	10.64	98.5	80 - 120	15.77	1.29	20	

PDS Sample ID: **HS22011133-02PDS** Units: **mg/L** Analysis Date: **08-Feb-2022 21:45**
Client ID: **WG-1620-MW96B-20220124** Run ID: **ICPMS06_401804** SeqNo: **6494508** PrepDate: **08-Feb-2022** DF: **1**

Analyte	Result	MQL	SPK Val	SPK Ref Value	%REC	Control Limit	RPD Ref Value	%RPD	RPD Limit	Qual
Calcium	33.24	0.500	10	20.93	123	75 - 125				
Potassium	29.53	0.200	10	17.47	121	75 - 125				
Sodium	23.08	0.200	10	10.64	124	75 - 125				

SD Sample ID: **HS22011133-02SD** Units: **mg/L** Analysis Date: **08-Feb-2022 21:39**
Client ID: **WG-1620-MW96B-20220124** Run ID: **ICPMS06_401804** SeqNo: **6494505** PrepDate: **08-Feb-2022** DF: **5**

Analyte	Result	MQL	SPK Val	SPK Ref Value	%REC	Control Limit	RPD Ref Value	%D	%D Limit	Qual
Arsenic	< 0.00200	0.0100					0.000368	0	10	
Calcium	20.86	2.50					20.93	0.326	10	
Iron	0.1711	1.00					0.2309	0	10	J
Magnesium	1.707	1.00					1.56	9.42	10	
Manganese	0.7358	0.0250					0.01795	0	10	
Potassium	17.9	1.00					17.47	2.47	10	

The following samples were analyzed in this batch:

HS22011133-02	HS22011133-03	HS22011133-04	HS22011133-05
HS22011133-06	HS22011133-07	HS22011133-08	HS22011133-09
HS22011133-10	HS22011133-11	HS22011133-12	HS22011133-13
HS22011133-14	HS22011133-15	HS22011133-16	HS22011133-17
HS22011133-18			

Client: Golder Associates Inc.
Project: Houston TX-Wood Preserving Works
WorkOrder: HS22011133

QC BATCH REPORT

Batch ID: 174839 (0) **Instrument: SV-7** **Method: LOW-LEVEL SEMIVOLATILES BY 8270D**

MBLK Sample ID: **MBLK-174839** Units: **ug/L** Analysis Date: **10-Feb-2022 12:56**
Client ID: Run ID: **SV-7_402065** SeqNo: **6499232** PrepDate: **28-Jan-2022** DF: **1**

Analyte	Result	MQL	SPK Val	SPK Ref Value	%REC	Control Limit	RPD Ref Value	%RPD	RPD Limit	Qual
1,2-Diphenylhydrazine	< 0.021	0.20								
2,4-Dimethylphenol	< 0.040	0.20								
2,4-Dinitrotoluene	< 0.058	0.20								
2,6-Dinitrotoluene	< 0.042	0.20								
2-Chloronaphthalene	< 0.021	0.20								
2-Methylnaphthalene	< 0.019	0.10								
4,6-Dinitro-2-methylphenol	< 0.020	0.20								
4-Nitrophenol	< 0.047	1.0								
Acenaphthene	< 0.027	0.10								
Acenaphthylene	< 0.015	0.10								
Anthracene	< 0.014	0.10								
Benz(a)anthracene	< 0.050	0.10								
Benzo(a)pyrene	< 0.020	0.10								
Bis(2-chloroethoxy)methane	< 0.030	0.20								
Bis(2-ethylhexyl)phthalate	< 0.037	0.20								
Chrysene	< 0.021	0.10								
Dibenzofuran	< 0.020	0.10								
Di-n-butyl phthalate	< 0.020	0.20								
Fluoranthene	< 0.010	0.10								
Fluorene	< 0.030	0.10								
Naphthalene	< 0.020	0.10								
Nitrobenzene	< 0.024	0.20								
N-Nitrosodiphenylamine	< 0.025	0.20								
Pentachlorophenol	< 0.079	0.20								
Phenanthrene	< 0.021	0.10								
Phenol	< 0.035	0.20								
Pyrene	< 0.019	0.10								
Surr: 2,4,6-Tribromophenol	*3.768*	*0.20*	*5*	*0*	*75.4*	*34 - 129*				
Surr: 2-Fluorobiphenyl	*3.437*	*0.20*	*5*	*0*	*68.7*	*40 - 125*				
Surr: 2-Fluorophenol	*3.757*	*0.20*	*5*	*0*	*75.1*	*20 - 120*				
Surr: 4-Terphenyl-d14	*4.417*	*0.20*	*5*	*0*	*88.3*	*40 - 135*				
Surr: Nitrobenzene-d5	*3.257*	*0.20*	*5*	*0*	*65.1*	*41 - 120*				
Surr: Phenol-d6	*3.178*	*0.20*	*5*	*0*	*63.6*	*20 - 120*				

Client: Golder Associates Inc.
Project: Houston TX-Wood Preserving Works
WorkOrder: HS22011133

QC BATCH REPORT

Batch ID: 174839 (0) **Instrument: SV-7** **Method: LOW-LEVEL SEMIVOLATILES BY 8270D**

LCS Sample ID: **LCS-174839** Units: **ug/L** Analysis Date: **10-Feb-2022 13:15**
Client ID: Run ID: **SV-7_402065** SeqNo: **6499233** PrepDate: **28-Jan-2022** DF: **1**

Analyte	Result	MQL	SPK Val	SPK Ref Value	%REC	Control Limit	RPD Ref Value	%RPD	RPD Limit	Qual
1,2-Diphenylhydrazine	3.682	0.20	5	0	73.6	39 - 127				
2,4-Dimethylphenol	3.387	0.20	5	0	67.7	35 - 120				
2,4-Dinitrotoluene	4.194	0.20	5	0	83.9	50 - 122				
2,6-Dinitrotoluene	3.971	0.20	5	0	79.4	50 - 120				
2-Chloronaphthalene	4.258	0.20	5	0	85.2	50 - 120				
2-Methylnaphthalene	3.793	0.10	5	0	75.9	50 - 120				
4,6-Dinitro-2-methylphenol	3.856	0.20	5	0	77.1	25 - 121				
4-Nitrophenol	5.361	1.0	5	0	107	30 - 130				
Acenaphthene	3.522	0.10	5	0	70.4	45 - 120				
Acenaphthylene	3.8	0.10	5	0	76.0	47 - 120				
Anthracene	3.857	0.10	5	0	77.1	45 - 120				
Benz(a)anthracene	3.441	0.10	5	0	68.8	40 - 120				
Benzo(a)pyrene	3.598	0.10	5	0	72.0	45 - 120				
Bis(2-chloroethoxy)methane	3.603	0.20	5	0	72.1	45 - 120				
Bis(2-ethylhexyl)phthalate	4.095	0.20	5	0	81.9	40 - 139				
Chrysene	4.304	0.10	5	0	86.1	43 - 120				
Dibenzofuran	3.793	0.10	5	0	75.9	50 - 120				
Di-n-butyl phthalate	4.062	0.20	5	0	81.2	45 - 123				
Fluoranthene	3.999	0.10	5	0	80.0	45 - 125				
Fluorene	3.789	0.10	5	0	75.8	49 - 120				
Naphthalene	3.537	0.10	5	0	70.7	45 - 120				
Nitrobenzene	3.392	0.20	5	0	67.8	44 - 120				
N-Nitrosodiphenylamine	3.873	0.20	5	0	77.5	40 - 125				
Pentachlorophenol	3.403	0.20	5	0	68.1	19 - 121				
Phenanthrene	3.712	0.10	5	0	74.2	45 - 121				
Phenol	3.651	0.20	5	0	73.0	20 - 124				
Pyrene	3.831	0.10	5	0	76.6	40 - 130				
Surr: 2,4,6-Tribromophenol	*4.279*	*0.20*	*5*	*0*	*85.6*	*34 - 129*				
Surr: 2-Fluorobiphenyl	*3.646*	*0.20*	*5*	*0*	*72.9*	*40 - 125*				
Surr: 2-Fluorophenol	*3.785*	*0.20*	*5*	*0*	*75.7*	*20 - 120*				
Surr: 4-Terphenyl-d14	*4.068*	*0.20*	*5*	*0*	*81.4*	*40 - 135*				
Surr: Nitrobenzene-d5	*3.365*	*0.20*	*5*	*0*	*67.3*	*41 - 120*				
Surr: Phenol-d6	*3.292*	*0.20*	*5*	*0*	*65.8*	*20 - 120*				

Client: Golder Associates Inc.
Project: Houston TX-Wood Preserving Works
WorkOrder: HS22011133

QC BATCH REPORT

Batch ID: 174839 (0) **Instrument: SV-7** **Method: LOW-LEVEL SEMIVOLATILES BY 8270D**

LCSD Sample ID: **LCSD-174839** Units: **ug/L** Analysis Date: **10-Feb-2022 13:33**
Client ID: Run ID: **SV-7_402065** SeqNo: **6499234** PrepDate: **28-Jan-2022** DF: **1**

Analyte	Result	MQL	SPK Val	SPK Ref Value	%REC	Control Limit	RPD Ref Value	%RPD	RPD Limit	Qual
1,2-Diphenylhydrazine	3.697	0.20	5	0	73.9	39 - 127	3.682	0.396	20	
2,4-Dimethylphenol	3.483	0.20	5	0	69.7	35 - 120	3.387	2.8	20	
2,4-Dinitrotoluene	4.073	0.20	5	0	81.5	50 - 122	4.194	2.93	20	
2,6-Dinitrotoluene	3.907	0.20	5	0	78.1	50 - 120	3.971	1.63	20	
2-Chloronaphthalene	4.085	0.20	5	0	81.7	50 - 120	4.258	4.13	20	
2-Methylnaphthalene	3.79	0.10	5	0	75.8	50 - 120	3.793	0.0785	20	
4,6-Dinitro-2-methylphenol	3.866	0.20	5	0	77.3	25 - 121	3.856	0.26	30	
4-Nitrophenol	4.686	1.0	5	0	93.7	30 - 130	5.361	13.4	20	
Acenaphthene	3.44	0.10	5	0	68.8	45 - 120	3.522	2.36	20	
Acenaphthylene	3.682	0.10	5	0	73.6	47 - 120	3.8	3.15	20	
Anthracene	3.815	0.10	5	0	76.3	45 - 120	3.857	1.12	20	
Benz(a)anthracene	3.446	0.10	5	0	68.9	40 - 120	3.441	0.156	20	
Benzo(a)pyrene	3.576	0.10	5	0	71.5	45 - 120	3.598	0.62	20	
Bis(2-chloroethoxy)methane	3.632	0.20	5	0	72.6	45 - 120	3.603	0.777	20	
Bis(2-ethylhexyl)phthalate	4.138	0.20	5	0	82.8	40 - 139	4.095	1.06	20	
Chrysene	4.342	0.10	5	0	86.8	43 - 120	4.304	0.877	20	
Dibenzofuran	3.706	0.10	5	0	74.1	50 - 120	3.793	2.31	20	
Di-n-butyl phthalate	4.09	0.20	5	0	81.8	45 - 123	4.062	0.688	20	
Fluoranthene	4.062	0.10	5	0	81.2	45 - 125	3.999	1.56	20	
Fluorene	3.785	0.10	5	0	75.7	49 - 120	3.789	0.115	20	
Naphthalene	3.546	0.10	5	0	70.9	45 - 120	3.537	0.274	20	
Nitrobenzene	3.43	0.20	5	0	68.6	44 - 120	3.392	1.1	20	
N-Nitrosodiphenylamine	3.909	0.20	5	0	78.2	40 - 125	3.873	0.918	20	
Pentachlorophenol	3.535	0.20	5	0	70.7	19 - 121	3.403	3.79	20	
Phenanthrene	3.763	0.10	5	0	75.3	45 - 121	3.712	1.36	20	
Phenol	3.673	0.20	5	0	73.5	20 - 124	3.651	0.604	20	
Pyrene	3.809	0.10	5	0	76.2	40 - 130	3.831	0.573	20	
Surr: 2,4,6-Tribromophenol	*3.996*	*0.20*	*5*	*0*	*79.9*	*34 - 129*	*4.279*	*6.84*	*20*	
Surr: 2-Fluorobiphenyl	*3.616*	*0.20*	*5*	*0*	*72.3*	*40 - 125*	*3.646*	*0.813*	*20*	
Surr: 2-Fluorophenol	*3.774*	*0.20*	*5*	*0*	*75.5*	*20 - 120*	*3.785*	*0.29*	*20*	
Surr: 4-Terphenyl-d14	*3.995*	*0.20*	*5*	*0*	*79.9*	*40 - 135*	*4.068*	*1.81*	*20*	
Surr: Nitrobenzene-d5	*3.556*	*0.20*	*5*	*0*	*71.1*	*41 - 120*	*3.365*	*5.52*	*20*	
Surr: Phenol-d6	*3.276*	*0.20*	*5*	*0*	*65.5*	*20 - 120*	*3.292*	*0.472*	*20*	

Client: Golder Associates Inc.
Project: Houston TX-Wood Preserving Works
WorkOrder: HS22011133

QC BATCH REPORT

Batch ID: 174839 (0) **Instrument:** SV-7 **Method:** LOW-LEVEL SEMIVOLATILES BY 8270D

The following samples were analyzed in this batch:

HS22011133-02	HS22011133-03	HS22011133-04	HS22011133-05
HS22011133-06	HS22011133-07	HS22011133-08	HS22011133-09
HS22011133-10	HS22011133-11	HS22011133-12	HS22011133-13
HS22011133-14	HS22011133-15	HS22011133-16	HS22011133-17
HS22011133-18			

Client: Golder Associates Inc.
Project: Houston TX-Wood Preserving Works
WorkOrder: HS22011133

QC BATCH REPORT

Batch ID: R401258 (0) **Instrument:** VOA7 **Method:** LOW LEVEL VOLATILES BY SW8260C

MBLK Sample ID: **VBLKW-220128** Units: **ug/L** Analysis Date: **28-Jan-2022 21:59**
Client ID: Run ID: **VOA7_401258** SeqNo: **6482215** PrepDate: DF: **1**

Analyte	Result	MQL	SPK Val	SPK Ref Value	%REC	Control Limit	RPD Ref Value	%RPD	RPD Limit	Qual
1,2-Dichloroethane	< 0.20	1.0								
Benzene	< 0.20	1.0								
Chlorobenzene	< 0.30	1.0								
Ethylbenzene	< 0.30	1.0								
Methylene chloride	< 1.0	2.0								
Toluene	< 0.20	1.0								
Xylenes, Total	< 0.30	1.0								
Surr: 1,2-Dichloroethane-d4	*37.35*	*1.0*	*50*	*0*	*74.7*	*70 - 123*				
Surr: 4-Bromofluorobenzene	*38.82*	*1.0*	*50*	*0*	*77.6*	*77 - 113*				
Surr: Dibromofluoromethane	*43.86*	*1.0*	*50*	*0*	*87.7*	*73 - 126*				
Surr: Toluene-d8	*49.16*	*1.0*	*50*	*0*	*98.3*	*81 - 120*				

LCS Sample ID: **VLCSW-220128** Units: **ug/L** Analysis Date: **28-Jan-2022 21:17**
Client ID: Run ID: **VOA7_401258** SeqNo: **6482214** PrepDate: DF: **1**

Analyte	Result	MQL	SPK Val	SPK Ref Value	%REC	Control Limit	RPD Ref Value	%RPD	RPD Limit	Qual
1,2-Dichloroethane	15.15	1.0	20	0	75.7	70 - 124				
Benzene	18.16	1.0	20	0	90.8	74 - 120				
Chlorobenzene	19.86	1.0	20	0	99.3	76 - 113				
Ethylbenzene	19.35	1.0	20	0	96.8	77 - 117				
Methylene chloride	18.9	2.0	20	0	94.5	70 - 127				
Toluene	19.15	1.0	20	0	95.8	77 - 118				
Xylenes, Total	57.52	1.0	60	0	95.9	75 - 122				
Surr: 1,2-Dichloroethane-d4	*40.15*	*1.0*	*50*	*0*	*80.3*	*70 - 123*				
Surr: 4-Bromofluorobenzene	*41.31*	*1.0*	*50*	*0*	*82.6*	*77 - 113*				
Surr: Dibromofluoromethane	*46.65*	*1.0*	*50*	*0*	*93.3*	*73 - 126*				
Surr: Toluene-d8	*48.74*	*1.0*	*50*	*0*	*97.5*	*81 - 120*				

Client: Golder Associates Inc.
Project: Houston TX-Wood Preserving Works
WorkOrder: HS22011133

QC BATCH REPORT

Batch ID: R401258 (0) **Instrument:** VOA7 **Method:** LOW LEVEL VOLATILES BY SW8260C

MS Sample ID: **HS22011133-02MS** Units: **ug/L** Analysis Date: **28-Jan-2022 23:02**
Client ID: **WG-1620-MW96B-20220124** Run ID: **VOA7_401258** SeqNo: **6482218** PrepDate: DF: **1**

Analyte	Result	MQL	SPK Val	SPK Ref Value	%REC	Control Limit	RPD Ref Value	%RPD	RPD Limit	Qual
1,2-Dichloroethane	11.6	1.0	20	0	58.0	70 - 127				S
Benzene	15.02	1.0	20	0	75.1	70 - 127				
Chlorobenzene	17.16	1.0	20	0	85.8	70 - 114				
Ethylbenzene	17.05	1.0	20	0	85.2	70 - 124				
Methylene chloride	14.37	2.0	20	0	71.8	70 - 128				
Toluene	16.68	1.0	20	0	83.4	70 - 123				
Xylenes, Total	49.32	1.0	60	0	82.2	70 - 130				
Surr: 1,2-Dichloroethane-d4	*38.14*	*1.0*	*50*	*0*	*76.3*	*70 - 126*				
Surr: 4-Bromofluorobenzene	*41.18*	*1.0*	*50*	*0*	*82.4*	*77 - 113*				
Surr: Dibromofluoromethane	*44.84*	*1.0*	*50*	*0*	*89.7*	*77 - 123*				
Surr: Toluene-d8	*49.14*	*1.0*	*50*	*0*	*98.3*	*82 - 127*				

MSD Sample ID: **HS22011133-02MSD** Units: **ug/L** Analysis Date: **28-Jan-2022 23:23**
Client ID: **WG-1620-MW96B-20220124** Run ID: **VOA7_401258** SeqNo: **6482219** PrepDate: DF: **1**

Analyte	Result	MQL	SPK Val	SPK Ref Value	%REC	Control Limit	RPD Ref Value	%RPD	RPD Limit	Qual
1,2-Dichloroethane	12.2	1.0	20	0	61.0	70 - 127	11.6	5.02	20	S
Benzene	14.82	1.0	20	0	74.1	70 - 127	15.02	1.36	20	
Chlorobenzene	16.63	1.0	20	0	83.2	70 - 114	17.16	3.11	20	
Ethylbenzene	16.24	1.0	20	0	81.2	70 - 124	17.05	4.85	20	
Methylene chloride	14.44	2.0	20	0	72.2	70 - 128	14.37	0.488	20	
Toluene	16.31	1.0	20	0	81.6	70 - 123	16.68	2.22	20	
Xylenes, Total	48.27	1.0	60	0	80.5	70 - 130	49.32	2.16	20	
Surr: 1,2-Dichloroethane-d4	*38.89*	*1.0*	*50*	*0*	*77.8*	*70 - 126*	*38.14*	*1.95*	*20*	
Surr: 4-Bromofluorobenzene	*40.5*	*1.0*	*50*	*0*	*81.0*	*77 - 113*	*41.18*	*1.67*	*20*	
Surr: Dibromofluoromethane	*45.03*	*1.0*	*50*	*0*	*90.1*	*77 - 123*	*44.84*	*0.416*	*20*	
Surr: Toluene-d8	*48.6*	*1.0*	*50*	*0*	*97.2*	*82 - 127*	*49.14*	*1.11*	*20*	

The following samples were analyzed in this batch:

HS22011133-01	HS22011133-02	HS22011133-03	HS22011133-04
HS22011133-05	HS22011133-06	HS22011133-07	HS22011133-08
HS22011133-09	HS22011133-10	HS22011133-11	HS22011133-12
HS22011133-13	HS22011133-14	HS22011133-15	HS22011133-16
HS22011133-17	HS22011133-18		

Client: Golder Associates Inc.
Project: Houston TX-Wood Preserving Works
WorkOrder: HS22011133

QC BATCH REPORT

Batch ID: R401088 (0) **Instrument:** ManTech01 **Method:** ALKALINITY BY SM 2320B-2011

MBLK Sample ID: **WBLKW1-012426** Units: **mg/L** Analysis Date: **26-Jan-2022 17:20**
Client ID: Run ID: **ManTech01_401088** SeqNo: **6479093** PrepDate: DF: **1**

Analyte	Result	MQL	SPK Val	SPK Ref Value	%REC	Control Limit	RPD Ref Value	%RPD	RPD Limit	Qual
Alkalinity, Bicarbonate (As CaCO3)	< 5.00	5.00								
Alkalinity, Carbonate (As CaCO3)	< 5.00	5.00								
Alkalinity, Total (As CaCO3)	< 5.00	5.00								

LCS Sample ID: **LCS1-012426** Units: **mg/L** Analysis Date: **26-Jan-2022 17:29**
Client ID: Run ID: **ManTech01_401088** SeqNo: **6479094** PrepDate: DF: **1**

Analyte	Result	MQL	SPK Val	SPK Ref Value	%REC	Control Limit	RPD Ref Value	%RPD	RPD Limit	Qual
Alkalinity, Carbonate (As CaCO3)	981.8	5.00	1000	0	98.2	85 - 115				
Alkalinity, Total (As CaCO3)	1016	5.00	1000	0	102	85 - 115				

LCSD Sample ID: **LCSD1-012426** Units: **mg/L** Analysis Date: **26-Jan-2022 17:38**
Client ID: Run ID: **ManTech01_401088** SeqNo: **6479095** PrepDate: DF: **1**

Analyte	Result	MQL	SPK Val	SPK Ref Value	%REC	Control Limit	RPD Ref Value	%RPD	RPD Limit	Qual
Alkalinity, Carbonate (As CaCO3)	983.7	5.00	1000	0	98.4	85 - 115	981.8	0.192	20	
Alkalinity, Total (As CaCO3)	1015	5.00	1000	0	101	85 - 115	1016	0.167	20	

DUP Sample ID: **HS22011071-04DUP** Units: **mg/L** Analysis Date: **26-Jan-2022 17:53**
Client ID: Run ID: **ManTech01_401088** SeqNo: **6479097** PrepDate: DF: **1**

Analyte	Result	MQL	SPK Val	SPK Ref Value	%REC	Control Limit	RPD Ref Value	%RPD	RPD Limit	Qual
Alkalinity, Bicarbonate (As CaCO3)	714.4	5.00					735	2.85	20	
Alkalinity, Carbonate (As CaCO3)	< 5.00	5.00					0	0	20	
Alkalinity, Total (As CaCO3)	714.4	5.00					735	2.85	20	

The following samples were analyzed in this batch:

HS22011133-07	HS22011133-08	HS22011133-09	HS22011133-10
HS22011133-11	HS22011133-12	HS22011133-13	HS22011133-16
HS22011133-18			

Client: Golder Associates Inc.
Project: Houston TX-Wood Preserving Works
WorkOrder: HS22011133

QC BATCH REPORT

Batch ID: **R401809 (0)** **Instrument:** **ICS-Integrion** **Method:** **ANIONS BY SW9056A**

MBLK Sample ID: **MBLK** Units: **mg/L** Analysis Date: **26-Jan-2022 15:06**
Client ID: Run ID: **ICS-Integrion_401809** SeqNo: **6493640** PrepDate: DF: **1**

Analyte	Result	MQL	SPK Val	SPK Ref Value	%REC	Control Limit	RPD Ref Value	%RPD	RPD Limit	Qual
Chloride	< 0.200	0.500								
Fluoride	< 0.0500	0.100								
Nitrogen, Nitrate (As N)	< 0.0300	0.100								
Nitrogen, Nitrite (As N)	< 0.0300	0.100								
Sulfate	< 0.200	0.500								
Nitrate/Nitrite (as N)	< 0.0300	0.100								

LCS Sample ID: **LCS** Units: **mg/L** Analysis Date: **26-Jan-2022 17:24**
Client ID: Run ID: **ICS-Integrion_401809** SeqNo: **6493641** PrepDate: DF: **1**

Analyte	Result	MQL	SPK Val	SPK Ref Value	%REC	Control Limit	RPD Ref Value	%RPD	RPD Limit	Qual
Chloride	19.48	0.500	20	0	97.4	80 - 120				
Fluoride	4.026	0.100	4	0	101	80 - 120				
Nitrogen, Nitrate (As N)	3.795	0.100	4	0	94.9	80 - 120				
Nitrogen, Nitrite (As N)	3.802	0.100	4	0	95.0	80 - 120				
Sulfate	19.8	0.500	20	0	99.0	80 - 120				
Nitrate/Nitrite (as N)	7.597	0.100	8	0	95.0	80 - 120				

MS Sample ID: **HS22011151-12MS** Units: **mg/L** Analysis Date: **26-Jan-2022 21:35**
Client ID: Run ID: **ICS-Integrion_401809** SeqNo: **6493655** PrepDate: DF: **2**

Analyte	Result	MQL	SPK Val	SPK Ref Value	%REC	Control Limit	RPD Ref Value	%RPD	RPD Limit	Qual
Chloride	770.8	1.00	20	905.3	-672	80 - 120				SEO
Fluoride	2.922	0.200	4	0	73.1	80 - 120				S
Nitrogen, Nitrate (As N)	3.364	0.200	4	0	84.1	80 - 120				
Nitrogen, Nitrite (As N)	4.477	0.200	4	0	112	80 - 120				
Sulfate	20.27	1.00	20	0.2874	99.9	80 - 120				
Nitrate/Nitrite (as N)	7.841	0.200	8	0	98.0	80 - 120				

Client: Golder Associates Inc.
Project: Houston TX-Wood Preserving Works
WorkOrder: HS22011133

QC BATCH REPORT

Batch ID: **R401809 (0)** **Instrument:** **ICS-Integrion** **Method:** **ANIONS BY SW9056A**

MSD Sample ID: **HS22011151-12MSD** Units: **mg/L** Analysis Date: **26-Jan-2022 21:42**
Client ID: Run ID: **ICS-Integrion_401809** SeqNo: **6493656** PrepDate: DF: **2**

Analyte	Result	MQL	SPK Val	SPK Ref Value	%REC	Control Limit	RPD Ref Value	%RPD	RPD Limit	Qual
Chloride	899	1.00	20	905.3	-31.5	80 - 120	770.8	15.4	20	SEO
Fluoride	2.886	0.200	4	0	72.2	80 - 120	2.922	1.24	20	S
Nitrogen, Nitrate (As N)	3.985	0.200	4	0	99.6	80 - 120	3.364	16.9	20	
Nitrogen, Nitrite (As N)	4.278	0.200	4	0	107	80 - 120	4.477	4.55	20	
Sulfate	20.16	1.00	20	0.2874	99.3	80 - 120	20.27	0.546	20	
Nitrate/Nitrite (as N)	8.263	0.200	8	0	103	80 - 120	7.841	5.24	20	

The following samples were analyzed in this batch: HS22011133-07 HS22011133-08 HS22011133-09 HS22011133-10 HS22011133-11 HS22011133-12 HS22011133-13 HS22011133-16 HS22011133-18

Client: Golder Associates Inc.
Project: Houston TX-Wood Preserving Works
WorkOrder: HS22011133

QC BATCH REPORT

Batch ID: R401856 (0) **Instrument:** ICS-Integrion **Method:** ANIONS BY SW9056A

MBLK Sample ID: **MBLK** Units: **mg/L** Analysis Date: **08-Feb-2022 10:36**
Client ID: Run ID: **ICS-Integrion_401856** SeqNo: **6494822** PrepDate: DF: **1**

Analyte	Result	MQL	SPK Val	SPK Ref Value	%REC	Control Limit	RPD Ref Value	%RPD	RPD Limit	Qual
Chloride	< 0.200	0.500								
Sulfate	< 0.200	0.500								

LCS Sample ID: **LCS** Units: **mg/L** Analysis Date: **08-Feb-2022 10:41**
Client ID: Run ID: **ICS-Integrion_401856** SeqNo: **6494823** PrepDate: DF: **1**

Analyte	Result	MQL	SPK Val	SPK Ref Value	%REC	Control Limit	RPD Ref Value	%RPD	RPD Limit	Qual
Chloride	19.94	0.500	20	0	99.7	80 - 120				
Sulfate	20.05	0.500	20	0	100	80 - 120				

MS Sample ID: **HS22020344-02MS** Units: **mg/L** Analysis Date: **08-Feb-2022 14:34**
Client ID: Run ID: **ICS-Integrion_401856** SeqNo: **6494827** PrepDate: DF: **1**

Analyte	Result	MQL	SPK Val	SPK Ref Value	%REC	Control Limit	RPD Ref Value	%RPD	RPD Limit	Qual
Chloride	23.31	0.500	10	12.76	106	80 - 120				
Sulfate	844.9	0.500	10	810.8	341	80 - 120				SEO

MSD Sample ID: **HS22020344-02MSD** Units: **mg/L** Analysis Date: **08-Feb-2022 14:39**
Client ID: Run ID: **ICS-Integrion_401856** SeqNo: **6494851** PrepDate: DF: **1**

Analyte	Result	MQL	SPK Val	SPK Ref Value	%REC	Control Limit	RPD Ref Value	%RPD	RPD Limit	Qual
Chloride	23.34	0.500	10	12.76	106	80 - 120	23.31	0.116	20	
Sulfate	845.4	0.500	10	810.8	346	80 - 120	844.9	0.0521	20	SEO

The following samples were analyzed in this batch: HS22011133-10 HS22011133-18

Client: Golder Associates Inc.
Project: Houston TX-Wood Preserving Works
WorkOrder: **HS22011133**

QUALIFIERS, ACRONYMS, UNITS

Qualifier	Description
*	Value exceeds Regulatory Limit
a	Not accredited
B	Analyte detected in the associated Method Blank above the Reporting Limit
E	Value above quantitation range
H	Analyzed outside of Holding Time
J	Analyte detected below quantitation limit
M	Manually integrated, see raw data for justification
n	Not offered for accreditation
ND	Not Detected at the Reporting Limit
O	Sample amount is > 4 times amount spiked
P	Dual Column results percent difference > 40%
R	RPD above laboratory control limit
S	Spike Recovery outside laboratory control limits
U	Analyzed but not detected above the MDL/SDL

Acronym	Description
DCS	Detectability Check Study
DUP	Method Duplicate
LCS	Laboratory Control Sample
LCSD	Laboratory Control Sample Duplicate
MBLK	Method Blank
MDL	Method Detection Limit
MQL	Method Quantitation Limit
MS	Matrix Spike
MSD	Matrix Spike Duplicate
PDS	Post Digestion Spike
PQL	Practical Quantitaion Limit
SD	Serial Dilution
SDL	Sample Detection Limit
TRRP	Texas Risk Reduction Program

Unit Reported	Description
mg/L	Milligrams per Liter

CERTIFICATIONS,ACCREDITATIONS & LICENSES

Agency	Number	Expire Date
Arkansas	21-022-0	26-Mar-2022
Florida	E87611-33	30-Jun-2022
Illinois	2000322021-7	09-May-2022
Kansas	E-10352 2021-2022	31-Jul-2022
Kentucky	123043, 2021-2022	30-Apr-2022
Louisiana	03087, 2021-2022	30-Jun-2022
Texas	T104704231-21-28	30-Apr-2022

Sample Receipt Checklist

Work Order ID: HS22011133 **Date/Time Received:** **26-Jan-2022 08:00**

Client Name: PBW **Received by:** **Paresh M. Giga**

Completed By: /S/ Paresh M. Giga (eSignature) 26-Jan-2022 12:55 (Date/Time) **Reviewed by:** /S/ Dane J. Wacasey (eSignature) 08-Feb-2022 19:10 (Date/Time)

Matrices: **GW/Water** Carrier name: **Client**

	Yes	No	
Shipping container/cooler in good condition?	☑	☐	Not Present ☐
Custody seals intact on shipping container/cooler?	☐	☐	Not Present ☑
Custody seals intact on sample bottles?	☐	☐	Not Present ☑
VOA/TX1005/TX1006 Solids in hermetically sealed vials?	☐	☐	Not Present ☑
Chain of custody present?	☑	☐	2 Page(s)
Chain of custody signed when relinquished and received?	☑	☐	COC IDs:254686/254685
Samplers name present on COC?	☑	☐	
Chain of custody agrees with sample labels?	☑	☐	
Samples in proper container/bottle?	☑	☐	
Sample containers intact?	☑	☐	
Sufficient sample volume for indicated test?	☑	☐	
All samples received within holding time?	☑	☐	
Container/Temp Blank temperature in compliance?	☑	☐	

Temperature(s)/Thermometer(s): 0.3C/0.8C; 0.1C/0.6C; 0.4C/0.9C; 0.2C/0.7C U/c | IR31

Cooler(s)/Kit(s): 46057/44709/48256/47763

Date/Time sample(s) sent to storage: 1/26/2022 13:30

	Yes	No	
Water - VOA vials have zero headspace?	☑	☐	No VOA vials submitted ☐
Water - pH acceptable upon receipt?	☑	☐	N/A ☐
pH adjusted?	☐	☑	N/A ☐

pH adjusted by:

Login Notes: Extra sample received not on chain :
WG-1620-FD05-20220125 01/25/2022 @ 11:25.
Logged in with analysis

Client Contacted: Date Contacted: Person Contacted:

Contacted By: Regarding:

Comments:

Corrective Action:

ALS

Cincinnati, OH +1 513 733 5336
Everett, WA +1 425 356 2600
Fort Collins, CO +1 970 490 1511
Holland, MI +1 616 399 6070

Chain of Custody Form

Page 1 of 2

COC ID: 2[illegible]686

HS22011133
Golder Associates Inc.
Houston TX-Wood Preserving Works

ALS Project Manager:

Customer Information		Project Information			
Purchase Order	4300042071/Kevin Peterburs 1620	Project Name	Houston TX-Wood Preserving Works	A	8260_LL_W (5632528 VOC Site Specific)
Work Order		Project Number	1620-01-Rev0 SR 92688	B	8260_LL_W (5632528 VOC Site Specific + V.C.)
Company Name	Golder Associates Inc.	Bill To Company	Union Pacific Railroad- A/P	C	8270_LOW_W (5632532 SemiVolatiles Site specific)
Send Report To	Eric Matzner	Invoice Attn	Accounts Payable	D	ICP_TW (5636002 Metals - As)
Address	2201 Double Creek Drive Suite 4004	Address	1400 Douglas Street Stop 0750	E	5636002 5652646 Metals - As, Ca, Fe, Mg, Mn, K, Na
				F	9056_anions_W (5652642 Anions-*NO3*, *NO2*, Cl, F, SO4)
City/State/Zip	Round Rock, TX 78664	City/State/Zip	Omaha NE 681790750	G	ALK_W 2320B (5635964 Alkalinity (T, CO3, HCO3))
Phone	(512) 671-3434	Phone		H	
Fax	(512) 671-3446	Fax		I	
e-Mail Address	Eric_Matzner@golder.com	e-Mail Address		J	

No.	Sample Description	Date	Time	Matrix	Pres.	# Bottles	A	B	C	D	E	F	G	H	I	J	Hold
1	WQ-1620-TB09 - ~~[illegible]~~ 20220125			Water	1,8	2	X										
2	WG-1620-MW96B-20220124	1-24-22	1310	Groundwa	1,2,8	6	X		X	X							
3	WG-1620-MW62B-20220124		1425	GW		6	X		X	X							
4	WG-1620-MW48C-20220124		1540	GW		6	X		X	X							
5	WG-1620-MW27C-20220124		1645	GW		6	X		X	X							
6	WG-1620-FB09-20220124		1715	GW		6	X		X	X							
7	WG-1620-MW64A-20220125	1-25-22	0755	GW		8	X		X	X	X	X	X				
8	WG-1620-MW95A-20220125		0925	GW		8	X		X	X	X	X	X				
9	WG-1620-MW94A-20220125		1020	GW		8	X		X	X	X	X	X				
10	WG-1620-MW33A-20220125		1125	GW		8	X		X	X	X	X	X				

Sampler(s) Please Print & Sign: JOHN BRAYTON [signature]

Shipment Method: HAND DELIVERED

Required Turnaround Time: (Check Box) [X] STD 10 Wk Days [ ] 5 Wk Days [ ] 2 Wk Days [ ] 24 Hour [ ] Other

Results Due Date:

Relinquished by: [signature] Date: 1-26-22 Time: [illegible]

Received by:

Relinquished by: Date: Time:

Received by (Laboratory): [illegible]

Logged by (Laboratory): Date: Time:

Checked by (Laboratory):

Notes: UPRR HWPW 1620-01

Cooler ID	Cooler Temp.
46037	0.2°
44709	0.4°
48256	0.1°
47763	0.3°

QC Package: (Check One Box Below)
[ ] Level II Std QC
[ ] Level III Std QC/Raw Data
[ ] Level IV SW846/CLP
[ ] Other
[X] TRRP Checklist
[ ] TRRP Level IV

Preservative Key: 1-HCl 2-HNO_3 3-H_2SO_4 4-NaOH 5-$Na_2S_2O_3$ 6-$NaHSO_4$ 7-Other 8-4°C 9-5035

Note: 1. Any changes must be made in writing once samples and COC Form have been submitted to ALS Environmental.
2. Unless otherwise agreed in a formal contract, services provided by ALS Environmental are expressly limited to the terms and conditions stated on the reverse.
3. The Chain of Custody is a legal document. All information must be completed accurately.

Copyright 2011 by ALS Environmental.

Cincinnati, OH +1 513 733 5336 | Fort Collins, CO +1 970 490 1511 | Everett, WA +1 425 356 2600 | Holland, MI +1 616 399 6070 | Houston, TX +1 281 530 5656 | Spring City, PA +1 610 948 4903 | South Charleston, WV +1 304 356 3168 | Middletown, PA +1 717 944 5541 | Salt Lake City, UT +1 801 266 7700 | York, PA +1 717 505 5280

Chain of Custody Form

COC ID: 254685

ALS Project Manager:

ALS Work Order #:

Customer Information		Project Information	
Purchase Order	4300042071/Kevin Peterburs 1620	Project Name	Houston TX-Wood Preserving Works
Work Order		Project Number	1620-01-Rev0 SR 92688
Company Name	Golder Associates Inc.	Bill To Company	Union Pacific Railroad- A/P
Send Report To	Eric Matzner	Invoice Attn	Accounts Payable
Address	2201 Double Creek Drive Suite 4004	Address	1400 Douglas Street Stop 0750
City/State/Zip	Round Rock, TX 78664	City/State/Zip	Omaha NE 681790750
Phone	(512) 671-3434	Phone	
Fax	(512) 671-3446	Fax	
e-Mail Address	Eric_Matzner@golder.com	e-Mail Address	

	Parameter/Method Request for Analysis
A	8260_LL_W (5632528 VOC Site Specific)
B	8260_LL_W (5632528 VOC Site Specific + V.C.)
C	8270_LOW_W (5632532 SemiVolatiles Site specific)
D	ICP_TW (5636002 Metals - As)
E	5636002 5652646 Metals - As, Ca, Fe, Mg, Mn, K, Na
F	9056_anions_W (5652642 Anions-*NO3*, *NO2*, Cl, F, SO4)
G	ALK_W 2320B (5635964 Alkalinity (T, CO3, HCO3))
H	
I	
J	

No.	Sample Description	Date	Time	Matrix	Pres.	# Bottles	A	B	C	D	E	F	G	I
1	~~WG-1620-TB~~			Water	1,8	2								
2	WG-1620-MW27A-20220125	1-25-22	1220	Groundwa	1,2,8	8	X		X	X	X	X	X	
3	WG-1620-MW36A-20220125		1320	GW		8	X		X	X	X	X	X	
4	WG-1620-MW25A-20220125		1415	GW		8	X		X	X	X	X	X	
5	WG-1620-MW25C-20220125		1505	GW		6	X		X	X				
6	WG-1620-MW45C-20220125		1555	GW		6	X		X	X				
7	WG-1620-MW44A-20220125		1650	GW		8	X		X	X	X	X	X	
8	WG-1620-FB10-20220125		1715	GW		6	X		X	X				
9	WG-1620-FD05-20220125	1-25-22	11:25	W		7	X		X		X	X	X	
10	added by ALS DJW 1-31-2022													

HS22011133
Golder Associates Inc.
Houston TX-Wood Preserving Works

Sampler(s) Please Print & Sign: JOHN BRAYDON

Shipment Method: HAND DELIVERED

Required Turnaround Time: (Check Box) [X] STD 10 Wk Days [ ] 5 Wk Days [ ] 2 Wk Days [ ] 24 Hour [ ] Other _____ Result

Relinquished by:	Date: 1-26-22	Time: 08:00	Received by:
Relinquished by:	Date:	Time:	Received by (Laboratory): 1/26/2022 08:00
Logged by (Laboratory):	Date:	Time:	Checked by (Laboratory):

Notes: UPRR HWPW 1620-01

Cooler ID	Cooler Temp.

QC Package: (Check One Box Below)
[ ] Level II Std QC
[ ] Level III Std QC/Raw Date
[ ] Level IV SW846/CLP
[ ] Other
[X] TRRP Checklist
[ ] TRRP Level IV

Preservative Key: 1-HCl 2-HNO_3 3-H_2SO_4 4-NaOH 5-$Na_2S_2O_3$ 6-$NaHSO_4$ 7-Other 8-4°C 9-5035

Note: 1. Any changes must be made in writing once samples and COC Form have been submitted to ALS Environmental.
2. Unless otherwise agreed in a formal contract, services provided by ALS Environmental are expressly limited to the terms and conditions stated on the reverse.
3. The Chain of Custody is a legal document. All information must be completed accurately.

Copyright 2011 by ALS Environmental.

10450 Stancliff Rd. Suite 210
Houston, TX 77099
T: +1 281 530 5656
F: +1 281 530 5887

February 15, 2022

Eric Matzner
Golder Associates Inc.
2201 Double Creek Drive
Suite 4004
Round Rock, TX 78664

Work Order: **HS22011202**

Laboratory Results for: **Houston TX-Wood Preserving Works**

Dear Eric Matzner,

ALS Environmental received 12 sample(s) on Jan 27, 2022 for the analysis presented in the following report.

The analytical data provided relates directly to the samples received by ALS Environmental and for only the analyses requested. Results are expressed as "as received" unless otherwise noted.

QC sample results for this data met EPA or laboratory specifications except as noted in the Case Narrative or as noted with qualifiers in the QC batch information. Should this laboratory report need to be reproduced, it should be reproduced in full unless written approval has been obtained by ALS Environmental. Samples will be disposed in 30 days unless storage arrangements are made.

If you have any questions regarding this report, please feel free to call me.

Sincerely,

Generated By: JUMOKE.LAWAL

Dane J. Wacasey

Client:	Golder Associates Inc.	**TRRP Laboratory Data Package Cover Page**
Project:	Houston TX-Wood Preserving Works	
WorkOrder:	**HS22011202**	

This data package consists of all or some of the following as applicable:

This signature page, the laboratory review checklist, and the following reportable data:

R1 Field chain-of-custody documentation;

R2 Sample identification cross-reference;

R3 Test reports (analytical data sheets) for each environmental sample that includes:

a) Items consistent with NELAC Chapter 5,
b) dilution factors,
c) preparation methods,
d) cleanup methods, and
e) if required for the project, tentatively identified compounds (TICs).

R4 Surrogate recovery data including:

a) Calculated recovery (%R), and
b) The laboratory's surrogate QC limits.

R5 Test reports/summary forms for blank samples;

R6 Test reports/summary forms for laboratory control samples (LCSs) including:

a) LCS spiking amounts,
b) Calculated %R for each analyte, and
c)The laboratory's LCS QC limits.

R7 Test reports for project matrix spike/matrix spike duplicates (MS/MSDs) including:

a) Samples associated with the MS/MSD clearly identified,
b) MS/MSD spiking amounts,
c) Concentration of each MS/MSD analyte measured in the parent and spiked samples,
d) Calculated %Rs and relative percent differences (RPDs), and
e) The laboratory's MS/MSD QC limits.

R8 Laboratory analytical duplicate (if applicable) recovery and precision:

a) the amount of analyte measured in the duplicate,
b) the calculated RPD, and
c) the laboratory's QC limits for analytical duplicates.

R9 List of method quantitation limits (MQLs) and detectability check sample results for each analyte for each method and matrix.

R10 Other problems or anomalies.
The Exception Report for each "No" or "Not Reviewed (NR)" item in Laboratory Review Checklist and for each analyte, matrix, and method for which the laboratory does not hold NELAC accreditation under the Texas Laboratory Accreditation Program.

Client:	Golder Associates Inc.	**TRRP Laboratory Data Package Cover Page**
Project:	Houston TX-Wood Preserving Works	
WorkOrder:	**HS22011202**	

Release Statement: I am responsible for the release of this laboratory data package. This laboratory is NELAC accredited under the Texas Laboratory Accreditation Program for all the methods, analytes and matrices reported in this data package except as noted in the Exception Reports. The data have been reviewed and are technically compliant with the requirements of the methods used, except where noted by the laboratory in the attached exception reports. By my signature below, I affirm to the best of my knowledge, all problems/anomalies, observed by the laboratory have been identified by the laboratory in the Laboratory Review Checklist, and no information affecting the quality of the data has been knowingly withheld.

Check, if applicable: [NA] This laboratory meets an exception under 30 TAC §25.6 and was last inspected by [ ] TCEQ or [ ] _____ on (enter date of last inspection). Any findings affecting the data in this laboratory data package are noted in the Exception Reports herein. The official signing the cover page of the report in which these data are used is responsible for releasing this data package and is by signature affirming the above release statement is true.

Dane J. Wacasey

Laboratory Review Checklist: Reportable Data	
Laboratory Name: ALS Laboratory Group	LRC Date: 02/15/2022
Project Name: Houston TX-Wood Preserving Works	Laboratory Job Number: HS22011202
Reviewer Name: Dane Wacasey	Prep Batch Number(s): 174940,175147,R401355,R401501,R401813,R401846

#[1]	A[2]	Description	Yes	No	NA[3]	NR[4]	ER#[5]
R1	OI	**Chain-of-custody (C-O-C)**					
		Did samples meet the laboratory's standard conditions of sample acceptability upon receipt?	X				
		Were all departures from standard conditions described in an exception report?	X				
R2	OI	**Sample and quality control (QC) identification**					
		Are all field sample ID numbers cross-referenced to the laboratory ID numbers?	X				
		Are all laboratory ID numbers cross-referenced to the corresponding QC data?	X				
R3	OI	**Test reports**					
		Were all samples prepared and analyzed within holding times?	X				
		Other than those results < MQL, were all other raw values bracketed by calibration standards?	X				
		Were calculations checked by a peer or supervisor?	X				
		Were all analyte identifications checked by a peer or supervisor?	X				
		Were sample detection limits reported for all analytes not detected?	X				
		Were all results for soil and sediment samples reported on a dry weight basis?	X				
		Were % moisture (or solids) reported for all soil and sediment samples?	X				
		Were bulk soils/solids samples for volatile analysis extracted with methanol per SW-846 Method 5035?			X		
		If required for the project, TICs reported?			X		
R4	O	**Surrogate recovery data**					
		Were surrogates added prior to extraction?	X				
		Were surrogate percent recoveries in all samples within the laboratory QC limits?		X			1
R5	OI	**Test reports/summary forms for blank samples**					
		Were appropriate type(s) of blanks analyzed?	X				
		Were blanks analyzed at the appropriate frequency?	X				
		Were method blanks taken through the entire analytical process, including preparation and, if applicable, cleanup procedures?	X				
		Were blank concentrations < MQL?	X				
R6	OI	**Laboratory control samples (LCS):**					
		Were all COCs included in the LCS?	X				
		Was each LCS taken through the entire analytical procedure, including prep and cleanup steps?	X				
		Were LCSs analyzed at the required frequency?	X				
		Were LCS (and LCSD, if applicable) %Rs within the laboratory QC limits?	X				
		Does the detectability data document the laboratory's capability to detect the COCs at the MDL used to calculate the SDLs?	X				
		Was the LCSD RPD within QC limits?	X				
R7	OI	**Matrix spike (MS) and matrix spike duplicate (MSD) data**					
		Were the project/method specified analytes included in the MS and MSD?	X				
		Were MS/MSD analyzed at the appropriate frequency?	X				
		Were MS (and MSD, if applicable) %Rs within the laboratory QC limits?		X			2
		Were MS/MSD RPDs within laboratory QC limits?		X			3
R8	OI	**Analytical duplicate data**					
		Were appropriate analytical duplicates analyzed for each matrix?	X				
		Were analytical duplicates analyzed at the appropriate frequency?	X				
		Were RPDs or relative standard deviations within the laboratory QC limits?	X				
R9	OI	**Method quantitation limits (MQLs):**					
		Are the MQLs for each method analyte included in the laboratory data package?	X				
		Do the MQLs correspond to the concentration of the lowest non-zero calibration standard?	X				
		Are unadjusted MQLs and DCSs included in the laboratory data package?	X				
R10	OI	**Other problems/anomalies**					
		Are all known problems/anomalies/special conditions noted in this LRC and ER?	X				
		Were all necessary corrective actions performed for the reported data?	X				
		Was applicable and available technology used to lower the SDL and minimize the matrix interference affects on the sample results?	X				4
		Is the laboratory NELAC-accredited under the Texas Laboratory Program for the analytes, matrices and methods associated with this laboratory data package?	X				

Laboratory Review Checklist: Supporting Data	
Laboratory Name: ALS Laboratory Group	LRC Date: 02/15/2022
Project Name: Houston TX-Wood Preserving Works	Laboratory Job Number: HS22011202
Reviewer Name: Dane Wacasey	Prep Batch Number(s): 174940,175147,R401355,R401501,R401813,R401846

#[1]	A[2]	Description	Yes	No	NA[3]	NR[4]	ER#[5]
S1	OI	**Initial calibration (ICAL)**					
		Were response factors and/or relative response factors for each analyte within QC limits?	X				
		Were percent RSDs or correlation coefficient criteria met?	X				
		Was the number of standards recommended in the method used for all analytes?	X				
		Were all points generated between the lowest and highest standard used to calculate the curve?	X				
		Are ICAL data available for all instruments used?	X				
		Has the initial calibration curve been verified using an appropriate second source standard?	X				
S2	OI	**Initial and continuing calibration verification (ICCV and CCV) and continuing calibration blank (CCB)**					
		Was the CCV analyzed at the method-required frequency?	X				
		Were percent differences for each analyte within the method-required QC limits?	X				
		Was the ICAL curve verified for each analyte?	X				
		Was the absolute value of the analyte concentration in the inorganic CCB < MDL?		X			5
S3	O	**Mass spectral tuning:**					
		Was the appropriate compound for the method used for tuning?	X				
		Were ion abundance data within the method-required QC limits?	X				
S4	O	**Internal standards (IS):**					
		Were IS area counts and retention times within the method-required QC limits?	X				
S5	OI	**Raw data** (NELAC section 1 appendix A glossary, and section 5.12 or ISO/IEC 17025 section					
		Were the raw data (for example, chromatograms, spectral data) reviewed by an analyst?	X				
		Were data associated with manual integrations flagged on the raw data?	X				
S6	O	**Dual column confirmation**					
		Did dual column confirmation results meet the method-required QC?			X		
S7	O	**Tentatively identified compounds (TICs):**					
		If TICs were requested, were the mass spectra and TIC data subject to appropriate checks?			X		
S8	I	**Interference Check Sample (ICS) results:**					
		Were percent recoveries within method QC limits?	X				
S9	I	**Serial dilutions, post digestion spikes, and method of standard additions**					
		Were percent differences, recoveries, and the linearity within the QC limits specified in the method?	X				
S10	OI	**Method detection limit (MDL) studies**					
		Was a MDL study performed for each reported analyte?	X				
		Is the MDL either adjusted or supported by the analysis of DCSs?	X				
S11	OI	**Proficiency test reports:**					
		Was the laboratory's performance acceptable on the applicable proficiency tests or evaluation studies?	X				
S12	OI	**Standards documentation**					
		Are all standards used in the analyses NIST-traceable or obtained from other appropriate sources?	X				
S13	OI	**Compound/analyte identification procedures**					
		Are the procedures for compound/analyte identification documented?	X				
S14	OI	**Demonstration of analyst competency (DOC)**					
		Was DOC conducted consistent with NELAC Chapter 5C or ISO/IEC 4?	X				
		Is documentation of the analyst's competency up-to-date and on file?	X				
S15	OI	**Verification/validation documentation for methods** (NELAC Chap 5 or ISO/IEC 17025 Section 5)					
		Are all the methods used to generate the data documented, verified, and validated, where applicable?	X				
S16	OI	**Laboratory standard operating procedures (SOPs):**					
		Are laboratory SOPs current and on file for each method performed?	X				

Items identified by the letter "R" must be included in the laboratory data package submitted in the TRRP-required report(s). Items identified by the letter "S" should be retained and made available upon request for the appropriate retention period.
O = Organic Analyses; I = Inorganic Analyses (and general chemistry, when applicable);
NA = Not Applicable;
NR = Not Reviewed;
R# = Exception Report identification number (an Exception Report should be completed for an item if "NR" or "No" is checked).

Laboratory Review Checklist: Exception Reports	
Laboratory Name: ALS Laboratory Group	LRC Date: 02/15/2022
Project Name: Houston TX-Wood Preserving Works	Laboratory Job Number: HS22011202
Reviewer Name: Dane Wacasey	Prep Batch Number(s): 174940,175147,R401355,R401501,R401813,R401846

ER#[5]	Description
1	Semivolatile Organics Method SW8270, sample WG-1620-MW58A-20220126, WG-1620-MW18A-20220126, WG-1620-MW57A-20220126, WG-1620-MW17-20220126, the surrogate recoveries could not be determined due to dilution below the calibration range.
2	Batch 175147, Metals Method SW6020, sample WG-1620-MW65D-20220126, MSD recovered outside the control limit for Calcium, however, the result in the parent sample is greater than 4x the spike amount. Batch 174940, Semivolatile Organics Method SW8270, sample HS22010941-05, MS and MSD were performed on unrelated sample
3	Batch 174940, Semivolatile Organics Method SW8270, sample WG-1620-MW65D-20220126, MS/MSD RPD recovered above the RPD limit for Nitrobenzene due to possible matrix effect. Batch 174940, Semivolatile Organics Method SW8270, sample HS22010941-05, MS/MSD RPD is for an unrelated sample
4	Batch 174940, Semivolatile Organics Method SW8270, samples WG-1620-MW18A-20220126, WG-1620-MW57A-20220126, WG-1620-MW17-20220126, the GCMS semi-volatile extract of the samples were run at a dilution due to a high level of matrix interference.
5	See Run Log and CCB Exceptions Report.

Items identified by the letter “R” must be included in the laboratory data package submitted in the TRRP-required report(s). Items identified by the letter “S” should be retained and made available upon request for the appropriate retention period.
O = Organic Analyses; I = Inorganic Analyses (and general chemistry, when applicable);
NA = Not Applicable;
NR = Not Reviewed;
R# = Exception Report identification number (an Exception Report should be completed for an item if “NR” or “No” is checked).

FORM 13 - ANALYSIS RUN LOG

Client: Golder Associates Inc.
Project: Houston TX-Wood Preserving Works
WorkOrder: HS22011202
Start Date: 08-Feb-2022 End Date: 08-Feb-2022

Run ID:ICPMS06_401804
Instrument:ICPMS06
Method:SW6020A

Sample No.	D/F	Time	FileID	Analytes
ICV	1	08-Feb-2022 12:15	016_ICV.d	AS CA FE K MG MN NA
LLICV2	1	08-Feb-2022 12:17	017LCV2.d	AS CA FE K MG MN NA
LLICV5	1	08-Feb-2022 12:19	018LCV5.d	AS CA FE K MG MN NA
ICB	1	08-Feb-2022 12:21	019_ICB.d	AS CA FE K MG MN NA
ICSA	1	08-Feb-2022 12:28	021ICSA.d	AS CA FE K MG MN NA
ICSAB	1	08-Feb-2022 12:30	022ICSB.d	AS CA FE K MG MN NA
CCV 1	1	08-Feb-2022 12:36	025_CCV.d	AS CA FE K MG MN NA
CCB 1	1	08-Feb-2022 12:38	026_CCB.d	AS CA FE K MG MN NA
CCV 2	1	08-Feb-2022 13:05	037_CCV.d	AS CA FE K MG MN NA
CCB 2	1	08-Feb-2022 13:07	038_CCB.d	AS CA FE K MG MN NA
CCV 3	1	08-Feb-2022 15:13	075_CCV.d	AS CA FE K MG MN NA
CCV 4	1	08-Feb-2022 15:13	075_CCV.d	AS CA FE K MG MN NA
CCB 3	1	08-Feb-2022 15:15	076_CCB.d	AS CA FE K MG MN NA
CCB 4	1	08-Feb-2022 15:15	076_CCB.d	AS CA FE K MG MN NA
CCV 5	1	08-Feb-2022 15:46	087_CCV.d	AS CA FE K MG MN NA
CCB 5	1	08-Feb-2022 15:48	088_CCB.d	AS CA FE K MG MN NA
CCV 6	1	08-Feb-2022 15:51	089_CCV.d	AS CA FE K MG MN NA
CCV 7	1	08-Feb-2022 16:25	095_CCV.d	AS CA FE K MG MN NA
CCB 6	1	08-Feb-2022 16:27	096_CCB.d	AS CA FE K MG MN NA
CCV 8	1	08-Feb-2022 16:49	107_CCV.d	AS CA FE K MG MN NA
CCB 7	1	08-Feb-2022 16:50	108_CCB.d	AS CA FE K MG MN NA
CCV 9	1	08-Feb-2022 16:57	110_CCV.d	AS CA FE K MG MN NA
CCV 10	1	08-Feb-2022 17:21	121_CCV.d	AS CA FE K MG MN NA
CCB 8	1	08-Feb-2022 17:23	122_CCB.d	AS CA FE K MG MN NA
CCV 11	1	08-Feb-2022 17:45	133_CCV.d	AS CA FE K MG MN NA
CCB 9	1	08-Feb-2022 17:47	134_CCB.d	AS CA FE K MG MN NA
CCV 12	1	08-Feb-2022 18:09	145_CCV.d	AS CA FE K MG MN NA
CCB 10	1	08-Feb-2022 18:11	146_CCB.d	AS CA FE K MG MN NA
ICCV 13	1	08-Feb-2022 20:08	164_ICV.d	AS CA FE K MG MN NA
LLICCV2	1	08-Feb-2022 20:10	165LCV2.d	AS CA FE K MG MN NA
LLICCV5	1	08-Feb-2022 20:12	166LCV5.d	AS CA FE K MG MN NA
ICCB 11	1	08-Feb-2022 20:14	167_ICB.d	AS CA FE K MG MN NA
CCV 14	1	08-Feb-2022 20:18	169_CCV.d	AS CA FE K MG MN NA
CCB 12	1	08-Feb-2022 20:20	170_CCB.d	AS CA FE K MG MN NA
CCV 15	1	08-Feb-2022 20:36	178_CCV.d	AS CA FE K MG MN NA
CCB 13	1	08-Feb-2022 20:38	179_CCB.d	AS CA FE K MG MN NA
CCV 16	1	08-Feb-2022 20:50	185_CCV.d	AS CA FE K MG MN NA
CCB 14	1	08-Feb-2022 20:52	186_CCB.d	AS CA FE K MG MN NA
CCV 17	1	08-Feb-2022 21:09	195_CCV.d	AS CA FE K MG MN NA
CCB 15	1	08-Feb-2022 21:11	196_CCB.d	AS CA FE K MG MN NA
CCV 18	1	08-Feb-2022 21:29	205_CCV.d	AS CA FE K MG MN NA
CCB 16	1	08-Feb-2022 21:31	206_CCB.d	AS CA FE K MG MN NA
CCV 19	1	08-Feb-2022 21:47	214_CCV.d	AS CA FE K MG MN NA
CCB 17	1	08-Feb-2022 21:49	215_CCB.d	AS CA FE K MG MN NA
CCV 20	1	08-Feb-2022 22:11	226_CCV.d	AS CA FE K MG MN NA
CCB 18	1	08-Feb-2022 22:13	227_CCB.d	AS CA FE K MG MN NA
CCV 21	1	08-Feb-2022 22:34	238_CCV.d	AS CA FE K MG MN NA
CCB 19	1	08-Feb-2022 22:36	239_CCB.d	AS CA FE K MG MN NA
MBLK-175147	1	08-Feb-2022 22:38	240SMPL.d	AS CA FE K MG MN NA
LCS-175147	1	08-Feb-2022 22:40	241SMPL.d	AS CA FE K MG MN NA

FORM 13 - ANALYSIS RUN LOG

Client: Golder Associates Inc.
Project: Houston TX-Wood Preserving Works
WorkOrder: HS22011202
Start Date: 08-Feb-2022 End Date: 08-Feb-2022

Run ID:ICPMS06_401804
Instrument:ICPMS06
Method:SW6020A

Sample No.	D/F	Time	FileID	Analytes
WG-1620-MW65D-20220126	1	08-Feb-2022 22:42	242SMPL.d	AS
WG-1620-MW65D-20220126SD	5	08-Feb-2022 22:44	243SMPL.d	AS CA FE K MG MN NA
WG-1620-MW65D-20220126MS	1	08-Feb-2022 22:46	244SMPL.d	AS CA FE K MG MN NA
WG-1620-MW65D-20220126MSD	1	08-Feb-2022 22:48	245SMPL.d	AS CA FE K MG MN NA
WG-1620-MW65D-20220126PDS	1	08-Feb-2022 22:50	246SMPL.d	AS CA FE K MG MN NA
CCV 22	1	08-Feb-2022 22:52	247_CCV.d	AS CA FE K MG MN NA
CCB 20	1	08-Feb-2022 22:54	248_CCB.d	AS CA FE K MG MN NA
WG-1620-MW66D-20220126	1	08-Feb-2022 23:05	253SMPL.d	AS
WG-1620-MW59D-20220126	1	08-Feb-2022 23:07	254SMPL.d	AS
WG-1620-FD06-20220126	1	08-Feb-2022 23:09	255SMPL.d	AS
WG-1620-MW36D-20220126	1	08-Feb-2022 23:11	256SMPL.d	AS
WG-1620-MW03-20220126	1	08-Feb-2022 23:13	257SMPL.d	AS CA FE K MG MN NA
WG-1620-MW58A-20220126	1	08-Feb-2022 23:15	258SMPL.d	AS CA FE K MG NA
CCV 23	1	08-Feb-2022 23:17	259_CCV.d	AS CA FE K MG MN NA
CCB 21	1	08-Feb-2022 23:19	260_CCB.d	AS CA FE K MG MN NA
WG-1620-MW18A-20220126	1	08-Feb-2022 23:21	261SMPL.d	AS CA FE K MG MN NA
WG-1620-MW57A-20220126	1	08-Feb-2022 23:23	262SMPL.d	AS CA FE K MG MN NA
WG-1620-MW17-20220126	1	08-Feb-2022 23:25	263SMPL.d	AS CA FE K MG MN NA
WG-1620-FB11-20220126	1	08-Feb-2022 23:27	264SMPL.d	AS
CCV 24	1	08-Feb-2022 23:39	270_CCV.d	AS CA FE K MG MN NA
CCB 22	1	08-Feb-2022 23:41	271_CCB.d	AS CA FE K MG MN NA
LLCCV2	1	08-Feb-2022 23:43	272LCV2.d	AS CA FE K MG MN NA
LLCCV5	1	08-Feb-2022 23:45	273LCV5.d	AS CA FE K MG MN NA
ICSA	1	08-Feb-2022 23:47	274ICSA.d	AS CA FE K MG MN NA
ICSAB	1	08-Feb-2022 23:49	275ICSB.d	AS CA FE K MG MN NA

CCB EXCEPTIONS REPORT

Client: Golder Associates Inc.
Project: Houston TX-Wood Preserving Works
WorkOrder: HS22011202

Run ID:ICPMS06_401804
Instrument:ICPMS06
Method:SW6020A

ICCB 11	Date: 08-Feb-2022 20:14	Seq: 6494398	D/F: 1	Units: ug/L
Analyte	**Result**	**MDL**	**Report Limit**	
Iron	-16.65	12	200	

CCB 12	Date: 08-Feb-2022 20:20	Seq: 6494401	D/F: 1	Units: ug/L
Analyte	**Result**	**MDL**	**Report Limit**	
Iron	-15.08	12	200	

CCB 13	Date: 08-Feb-2022 20:38	Seq: 6494410	D/F: 1	Units: ug/L
Analyte	**Result**	**MDL**	**Report Limit**	
Iron	-14.62	12	200	
Sodium	34.77	14	200	

CCB 14	Date: 08-Feb-2022 20:52	Seq: 6494417	D/F: 1	Units: ug/L
Analyte	**Result**	**MDL**	**Report Limit**	
Iron	-14.03	12	200	
Sodium	79.23	14	200	

CCB 15	Date: 08-Feb-2022 21:11	Seq: 6494478	D/F: 1	Units: ug/L
Analyte	**Result**	**MDL**	**Report Limit**	
Iron	-13.74	12	200	
Sodium	102.1	14	200	

CCB 16	Date: 08-Feb-2022 21:31	Seq: 6494490	D/F: 1	Units: ug/L
Analyte	**Result**	**MDL**	**Report Limit**	
Iron	-13.32	12	200	
Potassium	30.63	18	200	
Sodium	73.85	14	200	

CCB 17	Date: 08-Feb-2022 21:49	Seq: 6494510	D/F: 1	Units: ug/L
Analyte	**Result**	**MDL**	**Report Limit**	
Iron	-12.85	12	200	
Potassium	60.23	18	200	
Sodium	54.02	14	200	

CCB 18	Date: 08-Feb-2022 22:13	Seq: 6494499	D/F: 1	Units: ug/L
Analyte	**Result**	**MDL**	**Report Limit**	
Iron	-13.58	12	200	
Potassium	22.5	18	200	
Sodium	97.49	14	200	

CCB 19	Date: 08-Feb-2022 22:36	Seq: 6494525	D/F: 1	Units: ug/L
Analyte	**Result**	**MDL**	**Report Limit**	
Iron	-13.11	12	200	
Potassium	52.01	18	200	
Sodium	145.6	14	200	

CCB 20	Date: 08-Feb-2022 22:54	Seq: 6494860	D/F: 1	Units: ug/L
Analyte	**Result**	**MDL**	**Report Limit**	
Iron	-13.5	12	200	
Sodium	55.16	14	200	

CCB EXCEPTIONS REPORT

Client: Golder Associates Inc.
Project: Houston TX-Wood Preserving Works
WorkOrder: HS22011202

Run ID:ICPMS06_401804
Instrument:ICPMS06
Method:SW6020A

CCB 21 Date: 08-Feb-2022 23:19 Seq: 6494872 D/F: 1 Units: ug/L

Analyte	Result	MDL	Report Limit
Sodium	205.6	14	200

CCB 22 Date: 08-Feb-2022 23:41 Seq: 6494883 D/F: 1 Units: ug/L

Analyte	Result	MDL	Report Limit
Iron	-13.22	12	200
Potassium	27.91	18	200
Sodium	151.6	14	200

Client: Golder Associates Inc.
Project: Houston TX-Wood Preserving Works
Work Order: HS22011202

SAMPLE SUMMARY

Lab Samp ID	Client Sample ID	Matrix	TagNo	Collection Date	Date Received	Hold
HS22011202-01	WQ-1620-TB10-20220126	Water		26-Jan-2022 00:00	27-Jan-2022 10:53	☐
HS22011202-02	WG-1620-MW65D-20220126	Groundwater		26-Jan-2022 09:20	27-Jan-2022 10:53	☐
HS22011202-03	WG-1620-MW66D-20220126	Groundwater		26-Jan-2022 10:40	27-Jan-2022 10:53	☐
HS22011202-04	WG-1620-MW59D-20220126	Groundwater		26-Jan-2022 11:45	27-Jan-2022 10:53	☐
HS22011202-05	WG-1620-FD06-20220126	Groundwater		26-Jan-2022 11:45	27-Jan-2022 10:53	☐
HS22011202-06	WG-1620-MW36D-20220126	Water		26-Jan-2022 12:50	27-Jan-2022 10:53	☐
HS22011202-07	WG-1620-MW03-20220126	Groundwater		26-Jan-2022 13:50	27-Jan-2022 10:53	☐
HS22011202-08	WG-1620-MW58A-20220126	Groundwater		26-Jan-2022 14:50	27-Jan-2022 10:53	☐
HS22011202-09	WG-1620-MW18A-20220126	Groundwater		26-Jan-2022 15:40	27-Jan-2022 10:53	☐
HS22011202-10	WG-1620-MW57A-20220126	Groundwater		26-Jan-2022 16:30	27-Jan-2022 10:53	☐
HS22011202-11	WG-1620-MW17-20220126	Groundwater		26-Jan-2022 17:20	27-Jan-2022 10:53	☐
HS22011202-12	WG-1620-FB11-20220126	Water		26-Jan-2022 17:35	27-Jan-2022 10:53	☐

Client:	Golder Associates Inc.	**ANALYTICAL REPORT**
Project:	Houston TX-Wood Preserving Works	WorkOrder:HS22011202
Sample ID:	WQ-1620-TB10-20220126	Lab ID:HS22011202-01
Collection Date:	26-Jan-2022 00:00	Matrix:Water

ANALYSES	RESULT	QUAL	SDL	MQL	UNITS	DILUTION FACTOR	DATE ANALYZED
LOW LEVEL VOLATILES BY SW8260C		**Method:SW8260**					Analyst: AKP
1,2-Dichloroethane	< 0.00020		0.00020	0.0010	mg/L	1	31-Jan-2022 22:56
Benzene	< 0.00020		0.00020	0.0010	mg/L	1	31-Jan-2022 22:56
Chlorobenzene	< 0.00030		0.00030	0.0010	mg/L	1	31-Jan-2022 22:56
Ethylbenzene	< 0.00030		0.00030	0.0010	mg/L	1	31-Jan-2022 22:56
Methylene chloride	< 0.0010		0.0010	0.0020	mg/L	1	31-Jan-2022 22:56
Toluene	< 0.00020		0.00020	0.0010	mg/L	1	31-Jan-2022 22:56
Vinyl chloride	< 0.00020		0.00020	0.0010	mg/L	1	31-Jan-2022 22:56
Xylenes, Total	< 0.00030		0.00030	0.0010	mg/L	1	31-Jan-2022 22:56
Surr: 1,2-Dichloroethane-d4	*113*			*70-126*	*%REC*	*1*	*31-Jan-2022 22:56*
Surr: 4-Bromofluorobenzene	*98.2*			*77-113*	*%REC*	*1*	*31-Jan-2022 22:56*
Surr: Dibromofluoromethane	*103*			*77-123*	*%REC*	*1*	*31-Jan-2022 22:56*
Surr: Toluene-d8	*102*			*82-127*	*%REC*	*1*	*31-Jan-2022 22:56*

Note: See Qualifiers Page for a list of qualifiers and their explanation.

Client:	Golder Associates Inc.	**ANALYTICAL REPORT**
Project:	Houston TX-Wood Preserving Works	WorkOrder:HS22011202
Sample ID:	WG-1620-MW65D-20220126	Lab ID:HS22011202-02
Collection Date:	26-Jan-2022 09:20	Matrix:Groundwater

ANALYSES	RESULT	QUAL	SDL	MQL	UNITS	DILUTION FACTOR	DATE ANALYZED
LOW LEVEL VOLATILES BY SW8260C		**Method:SW8260**					Analyst: AKP
1,2-Dichloroethane	< 0.00020		0.00020	0.0010	mg/L	1	01-Feb-2022 00:24
Benzene	< 0.00020		0.00020	0.0010	mg/L	1	01-Feb-2022 00:24
Chlorobenzene	< 0.00030		0.00030	0.0010	mg/L	1	01-Feb-2022 00:24
Ethylbenzene	< 0.00030		0.00030	0.0010	mg/L	1	01-Feb-2022 00:24
Methylene chloride	< 0.0010		0.0010	0.0020	mg/L	1	01-Feb-2022 00:24
Toluene	< 0.00020		0.00020	0.0010	mg/L	1	01-Feb-2022 00:24
Xylenes, Total	< 0.00030		0.00030	0.0010	mg/L	1	01-Feb-2022 00:24
Surr: 1,2-Dichloroethane-d4	*114*			*70-126*	*%REC*	*1*	*01-Feb-2022 00:24*
Surr: 4-Bromofluorobenzene	*98.5*			*77-113*	*%REC*	*1*	*01-Feb-2022 00:24*
Surr: Dibromofluoromethane	*100*			*77-123*	*%REC*	*1*	*01-Feb-2022 00:24*
Surr: Toluene-d8	*103*			*82-127*	*%REC*	*1*	*01-Feb-2022 00:24*

Note: See Qualifiers Page for a list of qualifiers and their explanation.

Client:	Golder Associates Inc.	**ANALYTICAL REPORT**
Project:	Houston TX-Wood Preserving Works	WorkOrder:HS22011202
Sample ID:	WG-1620-MW65D-20220126	Lab ID:HS22011202-02
Collection Date:	26-Jan-2022 09:20	Matrix:Groundwater

ANALYSES	RESULT	QUAL	SDL	MQL	UNITS	DILUTION FACTOR	DATE ANALYZED
LOW-LEVEL SEMIVOLATILES BY 8270D		**Method:SW8270**			Prep:SW3510 / 01-Feb-2022		Analyst: GEY
1,2-Diphenylhydrazine	< 0.000021		0.000021	0.00020	mg/L	1	10-Feb-2022 20:51
2,4-Dimethylphenol	< 0.000040		0.000040	0.00020	mg/L	1	10-Feb-2022 20:51
2,4-Dinitrotoluene	< 0.000058		0.000058	0.00020	mg/L	1	10-Feb-2022 20:51
2,6-Dinitrotoluene	< 0.000042		0.000042	0.00020	mg/L	1	10-Feb-2022 20:51
2-Chloronaphthalene	< 0.000021		0.000021	0.00020	mg/L	1	10-Feb-2022 20:51
2-Methylnaphthalene	< 0.000019		0.000019	0.00010	mg/L	1	10-Feb-2022 20:51
4,6-Dinitro-2-methylphenol	< 0.000020		0.000020	0.00020	mg/L	1	10-Feb-2022 20:51
4-Nitrophenol	< 0.000047		0.000047	0.0010	mg/L	1	10-Feb-2022 20:51
Acenaphthene	< 0.000027		0.000027	0.00010	mg/L	1	10-Feb-2022 20:51
Acenaphthylene	< 0.000015		0.000015	0.00010	mg/L	1	10-Feb-2022 20:51
Anthracene	< 0.000014		0.000014	0.00010	mg/L	1	10-Feb-2022 20:51
Benz(a)anthracene	< 0.000050		0.000050	0.00010	mg/L	1	10-Feb-2022 20:51
Benzo(a)pyrene	< 0.000020		0.000020	0.00010	mg/L	1	10-Feb-2022 20:51
Bis(2-chloroethoxy)methane	< 0.000030		0.000030	0.00020	mg/L	1	10-Feb-2022 20:51
Bis(2-ethylhexyl)phthalate	< 0.000037		0.000037	0.00020	mg/L	1	10-Feb-2022 20:51
Chrysene	< 0.000021		0.000021	0.00010	mg/L	1	10-Feb-2022 20:51
Dibenzofuran	< 0.000020		0.000020	0.00010	mg/L	1	10-Feb-2022 20:51
Di-n-butyl phthalate	< 0.000020		0.000020	0.00020	mg/L	1	10-Feb-2022 20:51
Fluoranthene	< 0.000010		0.000010	0.00010	mg/L	1	10-Feb-2022 20:51
Fluorene	< 0.000030		0.000030	0.00010	mg/L	1	10-Feb-2022 20:51
Naphthalene	< 0.000020		0.000020	0.00010	mg/L	1	10-Feb-2022 20:51
Nitrobenzene	< 0.000024		0.000024	0.00020	mg/L	1	10-Feb-2022 20:51
N-Nitrosodiphenylamine	< 0.000025		0.000025	0.00020	mg/L	1	10-Feb-2022 20:51
Pentachlorophenol	< 0.000079		0.000079	0.00020	mg/L	1	10-Feb-2022 20:51
Phenanthrene	< 0.000021		0.000021	0.00010	mg/L	1	10-Feb-2022 20:51
Phenol	< 0.000035		0.000035	0.00020	mg/L	1	10-Feb-2022 20:51
Pyrene	< 0.000019		0.000019	0.00010	mg/L	1	10-Feb-2022 20:51
Surr: 2,4,6-Tribromophenol	*79.4*			*34-129*	*%REC*	*1*	*10-Feb-2022 20:51*
Surr: 2-Fluorobiphenyl	*66.7*			*40-125*	*%REC*	*1*	*10-Feb-2022 20:51*
Surr: 2-Fluorophenol	*51.9*			*20-120*	*%REC*	*1*	*10-Feb-2022 20:51*
Surr: 4-Terphenyl-d14	*82.3*			*40-135*	*%REC*	*1*	*10-Feb-2022 20:51*
Surr: Nitrobenzene-d5	*59.9*			*41-120*	*%REC*	*1*	*10-Feb-2022 20:51*
Surr: Phenol-d6	*32.6*			*20-120*	*%REC*	*1*	*10-Feb-2022 20:51*
ICP-MS METALS BY SW6020A		**Method:SW6020A**			Prep:SW3010A / 08-Feb-2022		Analyst: JHD
Arsenic	**0.00134**	J	**0.000400**	**0.00200**	**mg/L**	1	08-Feb-2022 22:42

Note: See Qualifiers Page for a list of qualifiers and their explanation.

Client:	Golder Associates Inc.	**ANALYTICAL REPORT**
Project:	Houston TX-Wood Preserving Works	WorkOrder:HS22011202
Sample ID:	WG-1620-MW66D-20220126	Lab ID:HS22011202-03
Collection Date:	26-Jan-2022 10:40	Matrix:Groundwater

ANALYSES	RESULT	QUAL	SDL	MQL	UNITS	DILUTION FACTOR	DATE ANALYZED
LOW LEVEL VOLATILES BY SW8260C		**Method:SW8260**					Analyst: AKP
1,2-Dichloroethane	< 0.00020		0.00020	0.0010	mg/L	1	01-Feb-2022 01:53
Benzene	< 0.00020		0.00020	0.0010	mg/L	1	01-Feb-2022 01:53
Chlorobenzene	< 0.00030		0.00030	0.0010	mg/L	1	01-Feb-2022 01:53
Ethylbenzene	< 0.00030		0.00030	0.0010	mg/L	1	01-Feb-2022 01:53
Methylene chloride	< 0.0010		0.0010	0.0020	mg/L	1	01-Feb-2022 01:53
Toluene	< 0.00020		0.00020	0.0010	mg/L	1	01-Feb-2022 01:53
Xylenes, Total	< 0.00030		0.00030	0.0010	mg/L	1	01-Feb-2022 01:53
Surr: 1,2-Dichloroethane-d4	*113*			*70-126*	*%REC*	*1*	*01-Feb-2022 01:53*
Surr: 4-Bromofluorobenzene	*95.8*			*77-113*	*%REC*	*1*	*01-Feb-2022 01:53*
Surr: Dibromofluoromethane	*103*			*77-123*	*%REC*	*1*	*01-Feb-2022 01:53*
Surr: Toluene-d8	*102*			*82-127*	*%REC*	*1*	*01-Feb-2022 01:53*

Note: See Qualifiers Page for a list of qualifiers and their explanation.

Client:	Golder Associates Inc.	**ANALYTICAL REPORT**
Project:	Houston TX-Wood Preserving Works	WorkOrder:HS22011202
Sample ID:	WG-1620-MW66D-20220126	Lab ID:HS22011202-03
Collection Date:	26-Jan-2022 10:40	Matrix:Groundwater

ANALYSES	RESULT	QUAL	SDL	MQL	UNITS	DILUTION FACTOR	DATE ANALYZED
LOW-LEVEL SEMIVOLATILES BY 8270D		**Method:SW8270**			Prep:SW3510 / 01-Feb-2022		Analyst: GEY
1,2-Diphenylhydrazine	< 0.000021		0.000021	0.00020	mg/L	1	10-Feb-2022 21:09
2,4-Dimethylphenol	< 0.000040		0.000040	0.00020	mg/L	1	10-Feb-2022 21:09
2,4-Dinitrotoluene	< 0.000058		0.000058	0.00020	mg/L	1	10-Feb-2022 21:09
2,6-Dinitrotoluene	< 0.000042		0.000042	0.00020	mg/L	1	10-Feb-2022 21:09
2-Chloronaphthalene	< 0.000021		0.000021	0.00020	mg/L	1	10-Feb-2022 21:09
2-Methylnaphthalene	< 0.000019		0.000019	0.00010	mg/L	1	10-Feb-2022 21:09
4,6-Dinitro-2-methylphenol	< 0.000020		0.000020	0.00020	mg/L	1	10-Feb-2022 21:09
4-Nitrophenol	< 0.000047		0.000047	0.0010	mg/L	1	10-Feb-2022 21:09
Acenaphthene	< 0.000027		0.000027	0.00010	mg/L	1	10-Feb-2022 21:09
Acenaphthylene	< 0.000015		0.000015	0.00010	mg/L	1	10-Feb-2022 21:09
Anthracene	< 0.000014		0.000014	0.00010	mg/L	1	10-Feb-2022 21:09
Benz(a)anthracene	< 0.000050		0.000050	0.00010	mg/L	1	10-Feb-2022 21:09
Benzo(a)pyrene	< 0.000020		0.000020	0.00010	mg/L	1	10-Feb-2022 21:09
Bis(2-chloroethoxy)methane	< 0.000030		0.000030	0.00020	mg/L	1	10-Feb-2022 21:09
Bis(2-ethylhexyl)phthalate	< 0.000037		0.000037	0.00020	mg/L	1	10-Feb-2022 21:09
Chrysene	< 0.000021		0.000021	0.00010	mg/L	1	10-Feb-2022 21:09
Dibenzofuran	< 0.000020		0.000020	0.00010	mg/L	1	10-Feb-2022 21:09
Di-n-butyl phthalate	< 0.000020		0.000020	0.00020	mg/L	1	10-Feb-2022 21:09
Fluoranthene	< 0.000010		0.000010	0.00010	mg/L	1	10-Feb-2022 21:09
Fluorene	< 0.000030		0.000030	0.00010	mg/L	1	10-Feb-2022 21:09
Naphthalene	< 0.000020		0.000020	0.00010	mg/L	1	10-Feb-2022 21:09
Nitrobenzene	< 0.000024		0.000024	0.00020	mg/L	1	10-Feb-2022 21:09
N-Nitrosodiphenylamine	< 0.000025		0.000025	0.00020	mg/L	1	10-Feb-2022 21:09
Pentachlorophenol	< 0.000079		0.000079	0.00020	mg/L	1	10-Feb-2022 21:09
Phenanthrene	< 0.000021		0.000021	0.00010	mg/L	1	10-Feb-2022 21:09
Phenol	< 0.000035		0.000035	0.00020	mg/L	1	10-Feb-2022 21:09
Pyrene	< 0.000019		0.000019	0.00010	mg/L	1	10-Feb-2022 21:09
Surr: 2,4,6-Tribromophenol	*77.4*			*34-129*	*%REC*	*1*	*10-Feb-2022 21:09*
Surr: 2-Fluorobiphenyl	*69.8*			*40-125*	*%REC*	*1*	*10-Feb-2022 21:09*
Surr: 2-Fluorophenol	*62.8*			*20-120*	*%REC*	*1*	*10-Feb-2022 21:09*
Surr: 4-Terphenyl-d14	*90.2*			*40-135*	*%REC*	*1*	*10-Feb-2022 21:09*
Surr: Nitrobenzene-d5	*62.8*			*41-120*	*%REC*	*1*	*10-Feb-2022 21:09*
Surr: Phenol-d6	*51.7*			*20-120*	*%REC*	*1*	*10-Feb-2022 21:09*
ICP-MS METALS BY SW6020A		**Method:SW6020A**			Prep:SW3010A / 08-Feb-2022		Analyst: JHD
Arsenic	**0.00140**	J	**0.000400**	**0.00200**	**mg/L**	1	08-Feb-2022 23:05

Note: See Qualifiers Page for a list of qualifiers and their explanation.

Client:	Golder Associates Inc.	**ANALYTICAL REPORT**
Project:	Houston TX-Wood Preserving Works	WorkOrder:HS22011202
Sample ID:	WG-1620-MW59D-20220126	Lab ID:HS22011202-04
Collection Date:	26-Jan-2022 11:45	Matrix:Groundwater

ANALYSES	RESULT	QUAL	SDL	MQL	UNITS	DILUTION FACTOR	DATE ANALYZED
LOW LEVEL VOLATILES BY SW8260C		**Method:SW8260**					Analyst: AKP
1,2-Dichloroethane	< 0.00020		0.00020	0.0010	mg/L	1	01-Feb-2022 02:15
Benzene	< 0.00020		0.00020	0.0010	mg/L	1	01-Feb-2022 02:15
Chlorobenzene	< 0.00030		0.00030	0.0010	mg/L	1	01-Feb-2022 02:15
Ethylbenzene	< 0.00030		0.00030	0.0010	mg/L	1	01-Feb-2022 02:15
Methylene chloride	< 0.0010		0.0010	0.0020	mg/L	1	01-Feb-2022 02:15
Toluene	< 0.00020		0.00020	0.0010	mg/L	1	01-Feb-2022 02:15
Xylenes, Total	< 0.00030		0.00030	0.0010	mg/L	1	01-Feb-2022 02:15
Surr: 1,2-Dichloroethane-d4	*113*			*70-126*	*%REC*	*1*	*01-Feb-2022 02:15*
Surr: 4-Bromofluorobenzene	*98.2*			*77-113*	*%REC*	*1*	*01-Feb-2022 02:15*
Surr: Dibromofluoromethane	*100*			*77-123*	*%REC*	*1*	*01-Feb-2022 02:15*
Surr: Toluene-d8	*103*			*82-127*	*%REC*	*1*	*01-Feb-2022 02:15*

Note: See Qualifiers Page for a list of qualifiers and their explanation.

Client:	Golder Associates Inc.	**ANALYTICAL REPORT**
Project:	Houston TX-Wood Preserving Works	WorkOrder:HS22011202
Sample ID:	WG-1620-MW59D-20220126	Lab ID:HS22011202-04
Collection Date:	26-Jan-2022 11:45	Matrix:Groundwater

ANALYSES	RESULT	QUAL	SDL	MQL	UNITS	DILUTION FACTOR	DATE ANALYZED
LOW-LEVEL SEMIVOLATILES BY 8270D		**Method:SW8270**			Prep:SW3510 / 01-Feb-2022		Analyst: GEY
1,2-Diphenylhydrazine	< 0.000021		0.000021	0.00020	mg/L	1	10-Feb-2022 21:27
2,4-Dimethylphenol	< 0.000040		0.000040	0.00020	mg/L	1	10-Feb-2022 21:27
2,4-Dinitrotoluene	< 0.000058		0.000058	0.00020	mg/L	1	10-Feb-2022 21:27
2,6-Dinitrotoluene	< 0.000042		0.000042	0.00020	mg/L	1	10-Feb-2022 21:27
2-Chloronaphthalene	< 0.000021		0.000021	0.00020	mg/L	1	10-Feb-2022 21:27
2-Methylnaphthalene	< 0.000019		0.000019	0.00010	mg/L	1	10-Feb-2022 21:27
4,6-Dinitro-2-methylphenol	< 0.000020		0.000020	0.00020	mg/L	1	10-Feb-2022 21:27
4-Nitrophenol	< 0.000047		0.000047	0.0010	mg/L	1	10-Feb-2022 21:27
Acenaphthene	< 0.000027		0.000027	0.00010	mg/L	1	10-Feb-2022 21:27
Acenaphthylene	< 0.000015		0.000015	0.00010	mg/L	1	10-Feb-2022 21:27
Anthracene	< 0.000014		0.000014	0.00010	mg/L	1	10-Feb-2022 21:27
Benz(a)anthracene	< 0.000050		0.000050	0.00010	mg/L	1	10-Feb-2022 21:27
Benzo(a)pyrene	< 0.000020		0.000020	0.00010	mg/L	1	10-Feb-2022 21:27
Bis(2-chloroethoxy)methane	< 0.000030		0.000030	0.00020	mg/L	1	10-Feb-2022 21:27
Bis(2-ethylhexyl)phthalate	**0.000081**	J	**0.000037**	**0.00020**	**mg/L**	1	10-Feb-2022 21:27
Chrysene	< 0.000021		0.000021	0.00010	mg/L	1	10-Feb-2022 21:27
Dibenzofuran	< 0.000020		0.000020	0.00010	mg/L	1	10-Feb-2022 21:27
Di-n-butyl phthalate	**0.000046**	J	**0.000020**	**0.00020**	**mg/L**	1	10-Feb-2022 21:27
Fluoranthene	< 0.000010		0.000010	0.00010	mg/L	1	10-Feb-2022 21:27
Fluorene	< 0.000030		0.000030	0.00010	mg/L	1	10-Feb-2022 21:27
Naphthalene	< 0.000020		0.000020	0.00010	mg/L	1	10-Feb-2022 21:27
Nitrobenzene	< 0.000024		0.000024	0.00020	mg/L	1	10-Feb-2022 21:27
N-Nitrosodiphenylamine	< 0.000025		0.000025	0.00020	mg/L	1	10-Feb-2022 21:27
Pentachlorophenol	< 0.000079		0.000079	0.00020	mg/L	1	10-Feb-2022 21:27
Phenanthrene	< 0.000021		0.000021	0.00010	mg/L	1	10-Feb-2022 21:27
Phenol	< 0.000035		0.000035	0.00020	mg/L	1	10-Feb-2022 21:27
Pyrene	< 0.000019		0.000019	0.00010	mg/L	1	10-Feb-2022 21:27
Surr: 2,4,6-Tribromophenol	*91.0*			*34-129*	*%REC*	*1*	*10-Feb-2022 21:27*
Surr: 2-Fluorobiphenyl	*61.6*			*40-125*	*%REC*	*1*	*10-Feb-2022 21:27*
Surr: 2-Fluorophenol	*53.9*			*20-120*	*%REC*	*1*	*10-Feb-2022 21:27*
Surr: 4-Terphenyl-d14	*90.3*			*40-135*	*%REC*	*1*	*10-Feb-2022 21:27*
Surr: Nitrobenzene-d5	*61.6*			*41-120*	*%REC*	*1*	*10-Feb-2022 21:27*
Surr: Phenol-d6	*46.0*			*20-120*	*%REC*	*1*	*10-Feb-2022 21:27*
ICP-MS METALS BY SW6020A		**Method:SW6020A**			Prep:SW3010A / 08-Feb-2022		Analyst: JHD
Arsenic	**0.00172**	J	**0.000400**	**0.00200**	**mg/L**	1	08-Feb-2022 23:07

Note: See Qualifiers Page for a list of qualifiers and their explanation.

Client:	Golder Associates Inc.	**ANALYTICAL REPORT**
Project:	Houston TX-Wood Preserving Works	WorkOrder:HS22011202
Sample ID:	WG-1620-FD06-20220126	Lab ID:HS22011202-05
Collection Date:	26-Jan-2022 11:45	Matrix:Groundwater

ANALYSES	RESULT	QUAL	SDL	MQL	UNITS	DILUTION FACTOR	DATE ANALYZED
LOW LEVEL VOLATILES BY SW8260C		**Method:SW8260**					Analyst: AKP
1,2-Dichloroethane	< 0.00020		0.00020	0.0010	mg/L	1	01-Feb-2022 02:37
Benzene	< 0.00020		0.00020	0.0010	mg/L	1	01-Feb-2022 02:37
Chlorobenzene	< 0.00030		0.00030	0.0010	mg/L	1	01-Feb-2022 02:37
Ethylbenzene	< 0.00030		0.00030	0.0010	mg/L	1	01-Feb-2022 02:37
Methylene chloride	< 0.0010		0.0010	0.0020	mg/L	1	01-Feb-2022 02:37
Toluene	< 0.00020		0.00020	0.0010	mg/L	1	01-Feb-2022 02:37
Xylenes, Total	< 0.00030		0.00030	0.0010	mg/L	1	01-Feb-2022 02:37
Surr: 1,2-Dichloroethane-d4	*114*			*70-126*	*%REC*	*1*	*01-Feb-2022 02:37*
Surr: 4-Bromofluorobenzene	*97.9*			*77-113*	*%REC*	*1*	*01-Feb-2022 02:37*
Surr: Dibromofluoromethane	*101*			*77-123*	*%REC*	*1*	*01-Feb-2022 02:37*
Surr: Toluene-d8	*104*			*82-127*	*%REC*	*1*	*01-Feb-2022 02:37*

Note: See Qualifiers Page for a list of qualifiers and their explanation.

Client:	Golder Associates Inc.	**ANALYTICAL REPORT**
Project:	Houston TX-Wood Preserving Works	WorkOrder:HS22011202
Sample ID:	WG-1620-FD06-20220126	Lab ID:HS22011202-05
Collection Date:	26-Jan-2022 11:45	Matrix:Groundwater

ANALYSES	RESULT	QUAL	SDL	MQL	UNITS	DILUTION FACTOR	DATE ANALYZED
LOW-LEVEL SEMIVOLATILES BY 8270D		**Method:SW8270**			Prep:SW3510 / 01-Feb-2022		Analyst: GEY
1,2-Diphenylhydrazine	< 0.000021		0.000021	0.00020	mg/L	1	10-Feb-2022 21:45
2,4-Dimethylphenol	< 0.000040		0.000040	0.00020	mg/L	1	10-Feb-2022 21:45
2,4-Dinitrotoluene	< 0.000058		0.000058	0.00020	mg/L	1	10-Feb-2022 21:45
2,6-Dinitrotoluene	< 0.000042		0.000042	0.00020	mg/L	1	10-Feb-2022 21:45
2-Chloronaphthalene	< 0.000021		0.000021	0.00020	mg/L	1	10-Feb-2022 21:45
2-Methylnaphthalene	< 0.000019		0.000019	0.00010	mg/L	1	10-Feb-2022 21:45
4,6-Dinitro-2-methylphenol	< 0.000020		0.000020	0.00020	mg/L	1	10-Feb-2022 21:45
4-Nitrophenol	< 0.000047		0.000047	0.0010	mg/L	1	10-Feb-2022 21:45
Acenaphthene	< 0.000027		0.000027	0.00010	mg/L	1	10-Feb-2022 21:45
Acenaphthylene	< 0.000015		0.000015	0.00010	mg/L	1	10-Feb-2022 21:45
Anthracene	< 0.000014		0.000014	0.00010	mg/L	1	10-Feb-2022 21:45
Benz(a)anthracene	< 0.000050		0.000050	0.00010	mg/L	1	10-Feb-2022 21:45
Benzo(a)pyrene	< 0.000020		0.000020	0.00010	mg/L	1	10-Feb-2022 21:45
Bis(2-chloroethoxy)methane	< 0.000030		0.000030	0.00020	mg/L	1	10-Feb-2022 21:45
Bis(2-ethylhexyl)phthalate	**0.000075**	J	**0.000037**	**0.00020**	**mg/L**	1	10-Feb-2022 21:45
Chrysene	< 0.000021		0.000021	0.00010	mg/L	1	10-Feb-2022 21:45
Dibenzofuran	< 0.000020		0.000020	0.00010	mg/L	1	10-Feb-2022 21:45
Di-n-butyl phthalate	< 0.000020		0.000020	0.00020	mg/L	1	10-Feb-2022 21:45
Fluoranthene	< 0.000010		0.000010	0.00010	mg/L	1	10-Feb-2022 21:45
Fluorene	< 0.000030		0.000030	0.00010	mg/L	1	10-Feb-2022 21:45
Naphthalene	< 0.000020		0.000020	0.00010	mg/L	1	10-Feb-2022 21:45
Nitrobenzene	< 0.000024		0.000024	0.00020	mg/L	1	10-Feb-2022 21:45
N-Nitrosodiphenylamine	< 0.000025		0.000025	0.00020	mg/L	1	10-Feb-2022 21:45
Pentachlorophenol	< 0.000079		0.000079	0.00020	mg/L	1	10-Feb-2022 21:45
Phenanthrene	< 0.000021		0.000021	0.00010	mg/L	1	10-Feb-2022 21:45
Phenol	< 0.000035		0.000035	0.00020	mg/L	1	10-Feb-2022 21:45
Pyrene	< 0.000019		0.000019	0.00010	mg/L	1	10-Feb-2022 21:45
Surr: 2,4,6-Tribromophenol	*76.5*			*34-129*	*%REC*	*1*	*10-Feb-2022 21:45*
Surr: 2-Fluorobiphenyl	*66.6*			*40-125*	*%REC*	*1*	*10-Feb-2022 21:45*
Surr: 2-Fluorophenol	*56.9*			*20-120*	*%REC*	*1*	*10-Feb-2022 21:45*
Surr: 4-Terphenyl-d14	*85.1*			*40-135*	*%REC*	*1*	*10-Feb-2022 21:45*
Surr: Nitrobenzene-d5	*60.0*			*41-120*	*%REC*	*1*	*10-Feb-2022 21:45*
Surr: Phenol-d6	*47.0*			*20-120*	*%REC*	*1*	*10-Feb-2022 21:45*
ICP-MS METALS BY SW6020A		**Method:SW6020A**			Prep:SW3010A / 08-Feb-2022		Analyst: JHD
Arsenic	**0.00149**	J	**0.000400**	**0.00200**	**mg/L**	1	08-Feb-2022 23:09

Note: See Qualifiers Page for a list of qualifiers and their explanation.

Client:	Golder Associates Inc.	**ANALYTICAL REPORT**
Project:	Houston TX-Wood Preserving Works	WorkOrder:HS22011202
Sample ID:	WG-1620-MW36D-20220126	Lab ID:HS22011202-06
Collection Date:	26-Jan-2022 12:50	Matrix:Water

ANALYSES	RESULT	QUAL	SDL	MQL	UNITS	DILUTION FACTOR	DATE ANALYZED
LOW LEVEL VOLATILES BY SW8260C		**Method:SW8260**					Analyst: AKP
1,2-Dichloroethane	< 0.00020		0.00020	0.0010	mg/L	1	31-Jan-2022 23:18
Benzene	< 0.00020		0.00020	0.0010	mg/L	1	31-Jan-2022 23:18
Chlorobenzene	< 0.00030		0.00030	0.0010	mg/L	1	31-Jan-2022 23:18
Ethylbenzene	< 0.00030		0.00030	0.0010	mg/L	1	31-Jan-2022 23:18
Methylene chloride	< 0.0010		0.0010	0.0020	mg/L	1	31-Jan-2022 23:18
Toluene	< 0.00020		0.00020	0.0010	mg/L	1	31-Jan-2022 23:18
Xylenes, Total	< 0.00030		0.00030	0.0010	mg/L	1	31-Jan-2022 23:18
Surr: 1,2-Dichloroethane-d4	*113*			*70-126*	*%REC*	*1*	*31-Jan-2022 23:18*
Surr: 4-Bromofluorobenzene	*98.4*			*77-113*	*%REC*	*1*	*31-Jan-2022 23:18*
Surr: Dibromofluoromethane	*101*			*77-123*	*%REC*	*1*	*31-Jan-2022 23:18*
Surr: Toluene-d8	*103*			*82-127*	*%REC*	*1*	*31-Jan-2022 23:18*

Note: See Qualifiers Page for a list of qualifiers and their explanation.

Client:	Golder Associates Inc.	**ANALYTICAL REPORT**
Project:	Houston TX-Wood Preserving Works	WorkOrder:HS22011202
Sample ID:	WG-1620-MW36D-20220126	Lab ID:HS22011202-06
Collection Date:	26-Jan-2022 12:50	Matrix:Water

ANALYSES	RESULT	QUAL	SDL	MQL	UNITS	DILUTION FACTOR	DATE ANALYZED
LOW-LEVEL SEMIVOLATILES BY 8270D		**Method:SW8270**			Prep:SW3510 / 01-Feb-2022		Analyst: GEY
1,2-Diphenylhydrazine	< 0.000021		0.000021	0.00020	mg/L	1	10-Feb-2022 22:04
2,4-Dimethylphenol	< 0.000040		0.000040	0.00020	mg/L	1	10-Feb-2022 22:04
2,4-Dinitrotoluene	< 0.000058		0.000058	0.00020	mg/L	1	10-Feb-2022 22:04
2,6-Dinitrotoluene	< 0.000042		0.000042	0.00020	mg/L	1	10-Feb-2022 22:04
2-Chloronaphthalene	< 0.000021		0.000021	0.00020	mg/L	1	10-Feb-2022 22:04
2-Methylnaphthalene	< 0.000019		0.000019	0.00010	mg/L	1	10-Feb-2022 22:04
4,6-Dinitro-2-methylphenol	< 0.000020		0.000020	0.00020	mg/L	1	10-Feb-2022 22:04
4-Nitrophenol	< 0.000047		0.000047	0.0010	mg/L	1	10-Feb-2022 22:04
Acenaphthene	< 0.000027		0.000027	0.00010	mg/L	1	10-Feb-2022 22:04
Acenaphthylene	< 0.000015		0.000015	0.00010	mg/L	1	10-Feb-2022 22:04
Anthracene	< 0.000014		0.000014	0.00010	mg/L	1	10-Feb-2022 22:04
Benz(a)anthracene	< 0.000050		0.000050	0.00010	mg/L	1	10-Feb-2022 22:04
Benzo(a)pyrene	< 0.000020		0.000020	0.00010	mg/L	1	10-Feb-2022 22:04
Bis(2-chloroethoxy)methane	< 0.000030		0.000030	0.00020	mg/L	1	10-Feb-2022 22:04
Bis(2-ethylhexyl)phthalate	**0.000068**	J	**0.000037**	**0.00020**	**mg/L**	1	10-Feb-2022 22:04
Chrysene	< 0.000021		0.000021	0.00010	mg/L	1	10-Feb-2022 22:04
Dibenzofuran	< 0.000020		0.000020	0.00010	mg/L	1	10-Feb-2022 22:04
Di-n-butyl phthalate	< 0.000020		0.000020	0.00020	mg/L	1	10-Feb-2022 22:04
Fluoranthene	< 0.000010		0.000010	0.00010	mg/L	1	10-Feb-2022 22:04
Fluorene	< 0.000030		0.000030	0.00010	mg/L	1	10-Feb-2022 22:04
Naphthalene	< 0.000020		0.000020	0.00010	mg/L	1	10-Feb-2022 22:04
Nitrobenzene	< 0.000024		0.000024	0.00020	mg/L	1	10-Feb-2022 22:04
N-Nitrosodiphenylamine	< 0.000025		0.000025	0.00020	mg/L	1	10-Feb-2022 22:04
Pentachlorophenol	< 0.000079		0.000079	0.00020	mg/L	1	10-Feb-2022 22:04
Phenanthrene	< 0.000021		0.000021	0.00010	mg/L	1	10-Feb-2022 22:04
Phenol	< 0.000035		0.000035	0.00020	mg/L	1	10-Feb-2022 22:04
Pyrene	< 0.000019		0.000019	0.00010	mg/L	1	10-Feb-2022 22:04
Surr: 2,4,6-Tribromophenol	*79.7*			*34-129*	*%REC*	*1*	*10-Feb-2022 22:04*
Surr: 2-Fluorobiphenyl	*65.5*			*40-125*	*%REC*	*1*	*10-Feb-2022 22:04*
Surr: 2-Fluorophenol	*57.6*			*20-120*	*%REC*	*1*	*10-Feb-2022 22:04*
Surr: 4-Terphenyl-d14	*83.6*			*40-135*	*%REC*	*1*	*10-Feb-2022 22:04*
Surr: Nitrobenzene-d5	*62.5*			*41-120*	*%REC*	*1*	*10-Feb-2022 22:04*
Surr: Phenol-d6	*52.9*			*20-120*	*%REC*	*1*	*10-Feb-2022 22:04*
ICP-MS METALS BY SW6020A		**Method:SW6020A**			Prep:SW3010A / 08-Feb-2022		Analyst: JHD
Arsenic	**0.00615**		**0.000400**	**0.00200**	**mg/L**	1	08-Feb-2022 23:11

Note: See Qualifiers Page for a list of qualifiers and their explanation.

Client:	Golder Associates Inc.	**ANALYTICAL REPORT**
Project:	Houston TX-Wood Preserving Works	WorkOrder:HS22011202
Sample ID:	WG-1620-MW03-20220126	Lab ID:HS22011202-07
Collection Date:	26-Jan-2022 13:50	Matrix:Groundwater

ANALYSES	RESULT	QUAL	SDL	MQL	UNITS	DILUTION FACTOR	DATE ANALYZED
LOW LEVEL VOLATILES BY SW8260C		**Method:SW8260**					Analyst: AKP
1,2-Dichloroethane	< 0.00020		0.00020	0.0010	mg/L	1	01-Feb-2022 03:00
Benzene	< 0.00020		0.00020	0.0010	mg/L	1	01-Feb-2022 03:00
Chlorobenzene	< 0.00030		0.00030	0.0010	mg/L	1	01-Feb-2022 03:00
Ethylbenzene	< 0.00030		0.00030	0.0010	mg/L	1	01-Feb-2022 03:00
Methylene chloride	< 0.0010		0.0010	0.0020	mg/L	1	01-Feb-2022 03:00
Toluene	< 0.00020		0.00020	0.0010	mg/L	1	01-Feb-2022 03:00
Xylenes, Total	< 0.00030		0.00030	0.0010	mg/L	1	01-Feb-2022 03:00
Surr: 1,2-Dichloroethane-d4	*111*			*70-126*	*%REC*	*1*	*01-Feb-2022 03:00*
Surr: 4-Bromofluorobenzene	*99.1*			*77-113*	*%REC*	*1*	*01-Feb-2022 03:00*
Surr: Dibromofluoromethane	*100*			*77-123*	*%REC*	*1*	*01-Feb-2022 03:00*
Surr: Toluene-d8	*103*			*82-127*	*%REC*	*1*	*01-Feb-2022 03:00*

Note: See Qualifiers Page for a list of qualifiers and their explanation.

Client:	Golder Associates Inc.	**ANALYTICAL REPORT**
Project:	Houston TX-Wood Preserving Works	WorkOrder:HS22011202
Sample ID:	WG-1620-MW03-20220126	Lab ID:HS22011202-07
Collection Date:	26-Jan-2022 13:50	Matrix:Groundwater

ANALYSES	RESULT	QUAL	SDL	MQL	UNITS	DILUTION FACTOR	DATE ANALYZED
LOW-LEVEL SEMIVOLATILES BY 8270D		**Method:SW8270**			Prep:SW3510 / 01-Feb-2022		Analyst: GEY
1,2-Diphenylhydrazine	< 0.000021		0.000021	0.00020	mg/L	1	10-Feb-2022 22:22
2,4-Dimethylphenol	< 0.000040		0.000040	0.00020	mg/L	1	10-Feb-2022 22:22
2,4-Dinitrotoluene	< 0.000058		0.000058	0.00020	mg/L	1	10-Feb-2022 22:22
2,6-Dinitrotoluene	< 0.000042		0.000042	0.00020	mg/L	1	10-Feb-2022 22:22
2-Chloronaphthalene	< 0.000021		0.000021	0.00020	mg/L	1	10-Feb-2022 22:22
2-Methylnaphthalene	< 0.000019		0.000019	0.00010	mg/L	1	10-Feb-2022 22:22
4,6-Dinitro-2-methylphenol	< 0.000020		0.000020	0.00020	mg/L	1	10-Feb-2022 22:22
4-Nitrophenol	< 0.000047		0.000047	0.0010	mg/L	1	10-Feb-2022 22:22
Acenaphthene	< 0.000027		0.000027	0.00010	mg/L	1	10-Feb-2022 22:22
Acenaphthylene	< 0.000015		0.000015	0.00010	mg/L	1	10-Feb-2022 22:22
Anthracene	< 0.000014		0.000014	0.00010	mg/L	1	10-Feb-2022 22:22
Benz(a)anthracene	< 0.000050		0.000050	0.00010	mg/L	1	10-Feb-2022 22:22
Benzo(a)pyrene	< 0.000020		0.000020	0.00010	mg/L	1	10-Feb-2022 22:22
Bis(2-chloroethoxy)methane	< 0.000030		0.000030	0.00020	mg/L	1	10-Feb-2022 22:22
Bis(2-ethylhexyl)phthalate	< 0.000037		0.000037	0.00020	mg/L	1	10-Feb-2022 22:22
Chrysene	< 0.000021		0.000021	0.00010	mg/L	1	10-Feb-2022 22:22
Dibenzofuran	< 0.000020		0.000020	0.00010	mg/L	1	10-Feb-2022 22:22
Di-n-butyl phthalate	< 0.000020		0.000020	0.00020	mg/L	1	10-Feb-2022 22:22
Fluoranthene	< 0.000010		0.000010	0.00010	mg/L	1	10-Feb-2022 22:22
Fluorene	< 0.000030		0.000030	0.00010	mg/L	1	10-Feb-2022 22:22
Naphthalene	**0.00015**		**0.000020**	**0.00010**	**mg/L**	1	10-Feb-2022 22:22
Nitrobenzene	< 0.000024		0.000024	0.00020	mg/L	1	10-Feb-2022 22:22
N-Nitrosodiphenylamine	< 0.000025		0.000025	0.00020	mg/L	1	10-Feb-2022 22:22
Pentachlorophenol	< 0.000079		0.000079	0.00020	mg/L	1	10-Feb-2022 22:22
Phenanthrene	< 0.000021		0.000021	0.00010	mg/L	1	10-Feb-2022 22:22
Phenol	< 0.000035		0.000035	0.00020	mg/L	1	10-Feb-2022 22:22
Pyrene	< 0.000019		0.000019	0.00010	mg/L	1	10-Feb-2022 22:22
Surr: 2,4,6-Tribromophenol	*63.1*			*34-129*	*%REC*	*1*	*10-Feb-2022 22:22*
Surr: 2-Fluorobiphenyl	*51.2*			*40-125*	*%REC*	*1*	*10-Feb-2022 22:22*
Surr: 2-Fluorophenol	*49.0*			*20-120*	*%REC*	*1*	*10-Feb-2022 22:22*
Surr: 4-Terphenyl-d14	*88.0*			*40-135*	*%REC*	*1*	*10-Feb-2022 22:22*
Surr: Nitrobenzene-d5	*52.1*			*41-120*	*%REC*	*1*	*10-Feb-2022 22:22*
Surr: Phenol-d6	*43.1*			*20-120*	*%REC*	*1*	*10-Feb-2022 22:22*

Note: See Qualifiers Page for a list of qualifiers and their explanation.

Client:	Golder Associates Inc.	**ANALYTICAL REPORT**
Project:	Houston TX-Wood Preserving Works	WorkOrder:HS22011202
Sample ID:	WG-1620-MW03-20220126	Lab ID:HS22011202-07
Collection Date:	26-Jan-2022 13:50	Matrix:Groundwater

ANALYSES	RESULT	QUAL	SDL	MQL	UNITS	DILUTION FACTOR	DATE ANALYZED
ICP-MS METALS BY SW6020A		**Method:SW6020A**			Prep:SW3010A / 08-Feb-2022		Analyst: JHD
Arsenic	< 0.000400		0.000400	0.00200	mg/L	1	08-Feb-2022 23:13
Calcium	**9.68**		**0.0340**	**0.500**	**mg/L**	1	08-Feb-2022 23:13
Iron	**0.0569**	J	**0.0120**	**0.200**	**mg/L**	1	08-Feb-2022 23:13
Magnesium	**0.375**		**0.0100**	**0.200**	**mg/L**	1	08-Feb-2022 23:13
Manganese	**0.00135**	J	**0.000700**	**0.00500**	**mg/L**	1	08-Feb-2022 23:13
Potassium	**2.62**		**0.0180**	**0.200**	**mg/L**	1	08-Feb-2022 23:13
Sodium	**4.38**		**0.0140**	**0.200**	**mg/L**	1	08-Feb-2022 23:13
ALKALINITY BY SM 2320B-2011		**Method:SM2320B**					Analyst: TH
Alkalinity, Bicarbonate (As CaCO3)	**23.3**		**5.00**	**5.00**	**mg/L**	1	03-Feb-2022 00:34
Alkalinity, Carbonate (As CaCO3)	< 5.00		5.00	5.00	mg/L	1	03-Feb-2022 00:34
Alkalinity, Total (As CaCO3)	**26.3**		**5.00**	**5.00**	**mg/L**	1	03-Feb-2022 00:34
ANIONS BY SW9056A		**Method:SW9056**					Analyst: YP
Chloride	**3.69**		**0.200**	**0.500**	**mg/L**	1	27-Jan-2022 19:53
Fluoride	< 0.0500		0.0500	0.100	mg/L	1	27-Jan-2022 19:53
Nitrogen, Nitrate (As N)	**0.449**		**0.0300**	**0.100**	**mg/L**	1	27-Jan-2022 19:53
Nitrogen, Nitrite (As N)	< 0.0300		0.0300	0.100	mg/L	1	27-Jan-2022 19:53
Sulfate	**3.97**		**0.200**	**0.500**	**mg/L**	1	27-Jan-2022 19:53
Nitrate/Nitrite (as N)	**0.449**		**0.0300**	**0.100**	**mg/L**	1	27-Jan-2022 19:53

Note: See Qualifiers Page for a list of qualifiers and their explanation.

Client:	Golder Associates Inc.	**ANALYTICAL REPORT**
Project:	Houston TX-Wood Preserving Works	WorkOrder:HS22011202
Sample ID:	WG-1620-MW58A-20220126	Lab ID:HS22011202-08
Collection Date:	26-Jan-2022 14:50	Matrix:Groundwater

ANALYSES	RESULT	QUAL	SDL	MQL	UNITS	DILUTION FACTOR	DATE ANALYZED
LOW LEVEL VOLATILES BY SW8260C		**Method:SW8260**					Analyst: AKP
1,2-Dichloroethane	< 0.00020		0.00020	0.0010	mg/L	1	01-Feb-2022 03:22
Benzene	**0.0016**		**0.00020**	**0.0010**	**mg/L**	1	01-Feb-2022 03:22
Chlorobenzene	< 0.00030		0.00030	0.0010	mg/L	1	01-Feb-2022 03:22
Ethylbenzene	**0.00079**	J	**0.00030**	**0.0010**	**mg/L**	1	01-Feb-2022 03:22
Methylene chloride	< 0.0010		0.0010	0.0020	mg/L	1	01-Feb-2022 03:22
Toluene	**0.00048**	J	**0.00020**	**0.0010**	**mg/L**	1	01-Feb-2022 03:22
Xylenes, Total	**0.0052**		**0.00030**	**0.0010**	**mg/L**	1	01-Feb-2022 03:22
Surr: 1,2-Dichloroethane-d4	*112*			*70-126*	*%REC*	*1*	*01-Feb-2022 03:22*
Surr: 4-Bromofluorobenzene	*102*			*77-113*	*%REC*	*1*	*01-Feb-2022 03:22*
Surr: Dibromofluoromethane	*99.3*			*77-123*	*%REC*	*1*	*01-Feb-2022 03:22*
Surr: Toluene-d8	*102*			*82-127*	*%REC*	*1*	*01-Feb-2022 03:22*

Note: See Qualifiers Page for a list of qualifiers and their explanation.

Client:	Golder Associates Inc.	**ANALYTICAL REPORT**
Project:	Houston TX-Wood Preserving Works	WorkOrder:HS22011202
Sample ID:	WG-1620-MW58A-20220126	Lab ID:HS22011202-08
Collection Date:	26-Jan-2022 14:50	Matrix:Groundwater

ANALYSES	RESULT	QUAL	SDL	MQL	UNITS	DILUTION FACTOR	DATE ANALYZED
LOW-LEVEL SEMIVOLATILES BY 8270D		**Method:SW8270**			Prep:SW3510 / 01-Feb-2022		Analyst: GEY
1,2-Diphenylhydrazine	< 0.000021		0.000021	0.00020	mg/L	1	10-Feb-2022 22:40
2,4-Dimethylphenol	< 0.000040		0.000040	0.00020	mg/L	1	10-Feb-2022 22:40
2,4-Dinitrotoluene	< 0.000058		0.000058	0.00020	mg/L	1	10-Feb-2022 22:40
2,6-Dinitrotoluene	< 0.000042		0.000042	0.00020	mg/L	1	10-Feb-2022 22:40
2-Chloronaphthalene	< 0.000021		0.000021	0.00020	mg/L	1	10-Feb-2022 22:40
2-Methylnaphthalene	**0.016**		**0.00019**	**0.0010**	**mg/L**	10	11-Feb-2022 19:45
4,6-Dinitro-2-methylphenol	< 0.000020		0.000020	0.00020	mg/L	1	10-Feb-2022 22:40
4-Nitrophenol	< 0.000047		0.000047	0.0010	mg/L	1	10-Feb-2022 22:40
Acenaphthene	**0.074**		**0.00027**	**0.0010**	**mg/L**	10	11-Feb-2022 19:45
Acenaphthylene	**0.00045**		**0.000015**	**0.00010**	**mg/L**	1	10-Feb-2022 22:40
Anthracene	**0.0036**		**0.000014**	**0.00010**	**mg/L**	1	10-Feb-2022 22:40
Benz(a)anthracene	< 0.000050		0.000050	0.00010	mg/L	1	10-Feb-2022 22:40
Benzo(a)pyrene	< 0.000020		0.000020	0.00010	mg/L	1	10-Feb-2022 22:40
Bis(2-chloroethoxy)methane	< 0.000030		0.000030	0.00020	mg/L	1	10-Feb-2022 22:40
Bis(2-ethylhexyl)phthalate	< 0.000037		0.000037	0.00020	mg/L	1	10-Feb-2022 22:40
Chrysene	< 0.000021		0.000021	0.00010	mg/L	1	10-Feb-2022 22:40
Dibenzofuran	**0.0091**		**0.000020**	**0.00010**	**mg/L**	1	10-Feb-2022 22:40
Di-n-butyl phthalate	**0.00022**		**0.000020**	**0.00020**	**mg/L**	1	10-Feb-2022 22:40
Fluoranthene	**0.0033**		**0.000010**	**0.00010**	**mg/L**	1	10-Feb-2022 22:40
Fluorene	**0.054**		**0.00030**	**0.0010**	**mg/L**	10	11-Feb-2022 19:45
Naphthalene	**0.18**		**0.0020**	**0.010**	**mg/L**	100	14-Feb-2022 15:29
Nitrobenzene	< 0.000024		0.000024	0.00020	mg/L	1	10-Feb-2022 22:40
N-Nitrosodiphenylamine	< 0.000025		0.000025	0.00020	mg/L	1	10-Feb-2022 22:40
Pentachlorophenol	< 0.000079		0.000079	0.00020	mg/L	1	10-Feb-2022 22:40
Phenanthrene	**0.025**		**0.00021**	**0.0010**	**mg/L**	10	11-Feb-2022 19:45
Phenol	< 0.000035		0.000035	0.00020	mg/L	1	10-Feb-2022 22:40
Pyrene	**0.0014**		**0.000019**	**0.00010**	**mg/L**	1	10-Feb-2022 22:40
Surr: 2,4,6-Tribromophenol	*87.2*			*34-129*	*%REC*	*10*	*11-Feb-2022 19:45*
Surr: 2,4,6-Tribromophenol	*0*	*JS*		*34-129*	*%REC*	*100*	*14-Feb-2022 15:29*
Surr: 2,4,6-Tribromophenol	*84.4*			*34-129*	*%REC*	*1*	*10-Feb-2022 22:40*
Surr: 2-Fluorobiphenyl	*63.9*			*40-125*	*%REC*	*1*	*10-Feb-2022 22:40*
Surr: 2-Fluorobiphenyl	*0*	*JS*		*40-125*	*%REC*	*100*	*14-Feb-2022 15:29*
Surr: 2-Fluorobiphenyl	*78.3*			*40-125*	*%REC*	*10*	*11-Feb-2022 19:45*
Surr: 2-Fluorophenol	*0*	*JS*		*20-120*	*%REC*	*100*	*14-Feb-2022 15:29*
Surr: 2-Fluorophenol	*66.5*			*20-120*	*%REC*	*10*	*11-Feb-2022 19:45*
Surr: 2-Fluorophenol	*57.4*			*20-120*	*%REC*	*1*	*10-Feb-2022 22:40*
Surr: 4-Terphenyl-d14	*88.8*			*40-135*	*%REC*	*1*	*10-Feb-2022 22:40*
Surr: 4-Terphenyl-d14	*0*	*JS*		*40-135*	*%REC*	*100*	*14-Feb-2022 15:29*
Surr: 4-Terphenyl-d14	*105*			*40-135*	*%REC*	*10*	*11-Feb-2022 19:45*

Note: See Qualifiers Page for a list of qualifiers and their explanation.

Client:	Golder Associates Inc.	**ANALYTICAL REPORT**
Project:	Houston TX-Wood Preserving Works	WorkOrder:HS22011202
Sample ID:	WG-1620-MW58A-20220126	Lab ID:HS22011202-08
Collection Date:	26-Jan-2022 14:50	Matrix:Groundwater

ANALYSES	RESULT	QUAL	SDL	MQL	UNITS	DILUTION FACTOR	DATE ANALYZED
LOW-LEVEL SEMIVOLATILES BY 8270D		**Method:SW8270**			Prep:SW3510 / 01-Feb-2022		Analyst: GEY
Surr: Nitrobenzene-d5	*74.2*			*41-120*	*%REC*	*10*	*11-Feb-2022 19:45*
Surr: Nitrobenzene-d5	*0*	*JS*		*41-120*	*%REC*	*100*	*14-Feb-2022 15:29*
Surr: Nitrobenzene-d5	*66.0*			*41-120*	*%REC*	*1*	*10-Feb-2022 22:40*
Surr: Phenol-d6	*51.2*			*20-120*	*%REC*	*1*	*10-Feb-2022 22:40*
Surr: Phenol-d6	*0*	*JS*		*20-120*	*%REC*	*100*	*14-Feb-2022 15:29*
Surr: Phenol-d6	*63.6*			*20-120*	*%REC*	*10*	*11-Feb-2022 19:45*
ICP-MS METALS BY SW6020A		**Method:SW6020A**			Prep:SW3010A / 08-Feb-2022		Analyst: JHD
Arsenic	**0.00188**	J	**0.000400**	**0.00200**	**mg/L**	1	08-Feb-2022 23:15
Calcium	**104**		**0.0340**	**0.500**	**mg/L**	1	08-Feb-2022 23:15
Iron	**3.78**		**0.0120**	**0.200**	**mg/L**	1	08-Feb-2022 23:15
Magnesium	**21.2**		**0.0100**	**0.200**	**mg/L**	1	08-Feb-2022 23:15
Manganese	**2.84**		**0.00700**	**0.0500**	**mg/L**	10	09-Feb-2022 12:48
Potassium	**1.36**		**0.0180**	**0.200**	**mg/L**	1	08-Feb-2022 23:15
Sodium	**28.8**		**0.0140**	**0.200**	**mg/L**	1	08-Feb-2022 23:15
ALKALINITY BY SM 2320B-2011		**Method:SM2320B**					Analyst: TH
Alkalinity, Bicarbonate (As CaCO3)	**445**		**5.00**	**5.00**	**mg/L**	1	03-Feb-2022 00:41
Alkalinity, Carbonate (As CaCO3)	< 5.00		5.00	5.00	mg/L	1	03-Feb-2022 00:41
Alkalinity, Total (As CaCO3)	**445**		**5.00**	**5.00**	**mg/L**	1	03-Feb-2022 00:41
ANIONS BY SW9056A		**Method:SW9056**					Analyst: YP
Chloride	**5.71**		**0.200**	**0.500**	**mg/L**	1	27-Jan-2022 20:17
Fluoride	**0.742**		**0.0500**	**0.100**	**mg/L**	1	27-Jan-2022 20:17
Nitrogen, Nitrate (As N)	**0.0652**	J	**0.0300**	**0.100**	**mg/L**	1	27-Jan-2022 20:17
Nitrogen, Nitrite (As N)	< 0.0300		0.0300	0.100	mg/L	1	27-Jan-2022 20:17
Sulfate	**0.467**	J	**0.200**	**0.500**	**mg/L**	1	27-Jan-2022 20:17
Nitrate/Nitrite (as N)	**0.0652**	J	**0.0300**	**0.100**	**mg/L**	1	27-Jan-2022 20:17

Note: See Qualifiers Page for a list of qualifiers and their explanation.

Client:	Golder Associates Inc.	**ANALYTICAL REPORT**
Project:	Houston TX-Wood Preserving Works	WorkOrder:HS22011202
Sample ID:	WG-1620-MW18A-20220126	Lab ID:HS22011202-09
Collection Date:	26-Jan-2022 15:40	Matrix:Groundwater

ANALYSES	RESULT	QUAL	SDL	MQL	UNITS	DILUTION FACTOR	DATE ANALYZED
LOW LEVEL VOLATILES BY SW8260C		**Method:SW8260**					Analyst: AKP
1,2-Dichloroethane	< 0.00020		0.00020	0.0010	mg/L	1	01-Feb-2022 03:44
Benzene	**0.48**		**0.0020**	**0.010**	**mg/L**	10	08-Feb-2022 19:12
Chlorobenzene	< 0.00030		0.00030	0.0010	mg/L	1	01-Feb-2022 03:44
Ethylbenzene	**0.32**		**0.0030**	**0.010**	**mg/L**	10	08-Feb-2022 19:12
Methylene chloride	< 0.0010		0.0010	0.0020	mg/L	1	01-Feb-2022 03:44
Toluene	**0.087**		**0.00020**	**0.0010**	**mg/L**	1	01-Feb-2022 03:44
Vinyl chloride	< 0.00020		0.00020	0.0010	mg/L	1	01-Feb-2022 03:44
Xylenes, Total	**0.54**		**0.0030**	**0.010**	**mg/L**	10	08-Feb-2022 19:12
Surr: 1,2-Dichloroethane-d4	*111*			*70-126*	*%REC*	*1*	*01-Feb-2022 03:44*
Surr: 1,2-Dichloroethane-d4	*98.5*			*70-126*	*%REC*	*10*	*08-Feb-2022 19:12*
Surr: 4-Bromofluorobenzene	*104*			*77-113*	*%REC*	*1*	*01-Feb-2022 03:44*
Surr: 4-Bromofluorobenzene	*101*			*77-113*	*%REC*	*10*	*08-Feb-2022 19:12*
Surr: Dibromofluoromethane	*99.2*			*77-123*	*%REC*	*1*	*01-Feb-2022 03:44*
Surr: Dibromofluoromethane	*97.7*			*77-123*	*%REC*	*10*	*08-Feb-2022 19:12*
Surr: Toluene-d8	*102*			*82-127*	*%REC*	*1*	*01-Feb-2022 03:44*
Surr: Toluene-d8	*99.4*			*82-127*	*%REC*	*10*	*08-Feb-2022 19:12*

Note: See Qualifiers Page for a list of qualifiers and their explanation.

Client:	Golder Associates Inc.	**ANALYTICAL REPORT**
Project:	Houston TX-Wood Preserving Works	WorkOrder:HS22011202
Sample ID:	WG-1620-MW18A-20220126	Lab ID:HS22011202-09
Collection Date:	26-Jan-2022 15:40	Matrix:Groundwater

ANALYSES	RESULT	QUAL	SDL	MQL	UNITS	DILUTION FACTOR	DATE ANALYZED
LOW-LEVEL SEMIVOLATILES BY 8270D		**Method:SW8270**			Prep:SW3510 / 01-Feb-2022		Analyst: GEY
1,2-Diphenylhydrazine	< 0.00021		0.00021	0.0020	mg/L	10	11-Feb-2022 20:04
2,4-Dimethylphenol	**1.8**		**0.040**	**0.20**	**mg/L**	1000	14-Feb-2022 15:47
2,4-Dinitrotoluene	< 0.00058		0.00058	0.0020	mg/L	10	11-Feb-2022 20:04
2,6-Dinitrotoluene	< 0.00042		0.00042	0.0020	mg/L	10	11-Feb-2022 20:04
2-Chloronaphthalene	< 0.00021		0.00021	0.0020	mg/L	10	11-Feb-2022 20:04
2-Methylnaphthalene	**0.44**		**0.0019**	**0.010**	**mg/L**	100	11-Feb-2022 20:23
4,6-Dinitro-2-methylphenol	< 0.00020		0.00020	0.0020	mg/L	10	11-Feb-2022 20:04
4-Nitrophenol	< 0.00047		0.00047	0.010	mg/L	10	11-Feb-2022 20:04
Acenaphthene	**0.26**		**0.0027**	**0.010**	**mg/L**	100	11-Feb-2022 20:23
Acenaphthylene	**0.0082**		**0.00015**	**0.0010**	**mg/L**	10	11-Feb-2022 20:04
Anthracene	**0.0099**		**0.00014**	**0.0010**	**mg/L**	10	11-Feb-2022 20:04
Benz(a)anthracene	< 0.00050		0.00050	0.0010	mg/L	10	11-Feb-2022 20:04
Benzo(a)pyrene	< 0.00020		0.00020	0.0010	mg/L	10	11-Feb-2022 20:04
Bis(2-chloroethoxy)methane	< 0.00030		0.00030	0.0020	mg/L	10	11-Feb-2022 20:04
Bis(2-ethylhexyl)phthalate	< 0.00037		0.00037	0.0020	mg/L	10	11-Feb-2022 20:04
Chrysene	< 0.00021		0.00021	0.0010	mg/L	10	11-Feb-2022 20:04
Dibenzofuran	**0.16**		**0.0020**	**0.010**	**mg/L**	100	11-Feb-2022 20:23
Di-n-butyl phthalate	< 0.00020		0.00020	0.0020	mg/L	10	11-Feb-2022 20:04
Fluoranthene	**0.0026**		**0.00010**	**0.0010**	**mg/L**	10	11-Feb-2022 20:04
Fluorene	**0.13**		**0.0030**	**0.010**	**mg/L**	100	11-Feb-2022 20:23
Naphthalene	**4.2**		**0.020**	**0.10**	**mg/L**	1000	14-Feb-2022 15:47
Nitrobenzene	< 0.00024		0.00024	0.0020	mg/L	10	11-Feb-2022 20:04
N-Nitrosodiphenylamine	< 0.00025		0.00025	0.0020	mg/L	10	11-Feb-2022 20:04
Pentachlorophenol	< 0.00079		0.00079	0.0020	mg/L	10	11-Feb-2022 20:04
Phenanthrene	**0.089**		**0.00021**	**0.0010**	**mg/L**	10	11-Feb-2022 20:04
Phenol	< 0.00035		0.00035	0.0020	mg/L	10	11-Feb-2022 20:04
Pyrene	**0.0011**		**0.00019**	**0.0010**	**mg/L**	10	11-Feb-2022 20:04
Surr: 2,4,6-Tribromophenol	*0*	*JS*		*34-129*	*%REC*	*100*	*11-Feb-2022 20:23*
Surr: 2,4,6-Tribromophenol	*0*	*JS*		*34-129*	*%REC*	*1000*	*14-Feb-2022 15:47*
Surr: 2,4,6-Tribromophenol	*110*			*34-129*	*%REC*	*10*	*11-Feb-2022 20:04*
Surr: 2-Fluorobiphenyl	*89.4*			*40-125*	*%REC*	*10*	*11-Feb-2022 20:04*
Surr: 2-Fluorobiphenyl	*0*	*JS*		*40-125*	*%REC*	*1000*	*14-Feb-2022 15:47*
Surr: 2-Fluorobiphenyl	*0*	*JS*		*40-125*	*%REC*	*100*	*11-Feb-2022 20:23*
Surr: 2-Fluorophenol	*0*	*JS*		*20-120*	*%REC*	*100*	*11-Feb-2022 20:23*
Surr: 2-Fluorophenol	*92.8*			*20-120*	*%REC*	*10*	*11-Feb-2022 20:04*
Surr: 2-Fluorophenol	*0*	*JS*		*20-120*	*%REC*	*1000*	*14-Feb-2022 15:47*
Surr: 4-Terphenyl-d14	*0*	*JS*		*40-135*	*%REC*	*1000*	*14-Feb-2022 15:47*
Surr: 4-Terphenyl-d14	*0*	*JS*		*40-135*	*%REC*	*100*	*11-Feb-2022 20:23*
Surr: 4-Terphenyl-d14	*111*			*40-135*	*%REC*	*10*	*11-Feb-2022 20:04*

Note: See Qualifiers Page for a list of qualifiers and their explanation.

Client:	Golder Associates Inc.	**ANALYTICAL REPORT**
Project:	Houston TX-Wood Preserving Works	WorkOrder:HS22011202
Sample ID:	WG-1620-MW18A-20220126	Lab ID:HS22011202-09
Collection Date:	26-Jan-2022 15:40	Matrix:Groundwater

ANALYSES	RESULT	QUAL	SDL	MQL	UNITS	DILUTION FACTOR	DATE ANALYZED
LOW-LEVEL SEMIVOLATILES BY 8270D		**Method:SW8270**			Prep:SW3510 / 01-Feb-2022		Analyst: GEY
Surr: Nitrobenzene-d5	*108*			*41-120*	*%REC*	*10*	*11-Feb-2022 20:04*
Surr: Nitrobenzene-d5	*0*	*JS*		*41-120*	*%REC*	*100*	*11-Feb-2022 20:23*
Surr: Nitrobenzene-d5	*0*	*JS*		*41-120*	*%REC*	*1000*	*14-Feb-2022 15:47*
Surr: Phenol-d6	*0*	*JS*		*20-120*	*%REC*	*100*	*11-Feb-2022 20:23*
Surr: Phenol-d6	*95.7*			*20-120*	*%REC*	*10*	*11-Feb-2022 20:04*
Surr: Phenol-d6	*0*	*JS*		*20-120*	*%REC*	*1000*	*14-Feb-2022 15:47*
ICP-MS METALS BY SW6020A		**Method:SW6020A**			Prep:SW3010A / 08-Feb-2022		Analyst: JHD
Arsenic	**0.0218**		**0.000400**	**0.00200**	**mg/L**	1	08-Feb-2022 23:21
Calcium	**110**		**0.0340**	**0.500**	**mg/L**	1	08-Feb-2022 23:21
Iron	**11.6**		**0.0120**	**0.200**	**mg/L**	1	08-Feb-2022 23:21
Magnesium	**20.7**		**0.0100**	**0.200**	**mg/L**	1	08-Feb-2022 23:21
Manganese	**0.686**		**0.000700**	**0.00500**	**mg/L**	1	08-Feb-2022 23:21
Potassium	**0.298**		**0.0180**	**0.200**	**mg/L**	1	08-Feb-2022 23:21
Sodium	**51.6**		**0.0140**	**0.200**	**mg/L**	1	08-Feb-2022 23:21
ALKALINITY BY SM 2320B-2011		**Method:SM2320B**					Analyst: TH
Alkalinity, Bicarbonate (As CaCO3)	**464**		**5.00**	**5.00**	**mg/L**	1	03-Feb-2022 00:47
Alkalinity, Carbonate (As CaCO3)	< 5.00		5.00	5.00	mg/L	1	03-Feb-2022 00:47
Alkalinity, Total (As CaCO3)	**464**		**5.00**	**5.00**	**mg/L**	1	03-Feb-2022 00:47
ANIONS BY SW9056A		**Method:SW9056**					Analyst: YP
Chloride	**44.8**		**0.200**	**0.500**	**mg/L**	1	27-Jan-2022 20:24
Fluoride	**0.671**		**0.0500**	**0.100**	**mg/L**	1	27-Jan-2022 20:24
Nitrogen, Nitrate (As N)	**0.0717**	J	**0.0300**	**0.100**	**mg/L**	1	27-Jan-2022 20:24
Nitrogen, Nitrite (As N)	< 0.0300		0.0300	0.100	mg/L	1	27-Jan-2022 20:24
Sulfate	< 0.200		0.200	0.500	mg/L	1	27-Jan-2022 20:24
Nitrate/Nitrite (as N)	**0.0717**	J	**0.0300**	**0.100**	**mg/L**	1	27-Jan-2022 20:24

Note: See Qualifiers Page for a list of qualifiers and their explanation.

Client:	Golder Associates Inc.	**ANALYTICAL REPORT**
Project:	Houston TX-Wood Preserving Works	WorkOrder:HS22011202
Sample ID:	WG-1620-MW57A-20220126	Lab ID:HS22011202-10
Collection Date:	26-Jan-2022 16:30	Matrix:Groundwater

ANALYSES	RESULT	QUAL	SDL	MQL	UNITS	DILUTION FACTOR	DATE ANALYZED
LOW LEVEL VOLATILES BY SW8260C		**Method:SW8260**					Analyst: AKP
1,2-Dichloroethane	< 0.00020		0.00020	0.0010	mg/L	1	08-Feb-2022 18:49
Benzene	**0.0020**		**0.00020**	**0.0010**	**mg/L**	1	08-Feb-2022 18:49
Chlorobenzene	< 0.00030		0.00030	0.0010	mg/L	1	08-Feb-2022 18:49
Ethylbenzene	**0.00076**	J	**0.00030**	**0.0010**	**mg/L**	1	08-Feb-2022 18:49
Methylene chloride	< 0.0010		0.0010	0.0020	mg/L	1	08-Feb-2022 18:49
Toluene	< 0.00020		0.00020	0.0010	mg/L	1	08-Feb-2022 18:49
Xylenes, Total	**0.0019**		**0.00030**	**0.0010**	**mg/L**	1	08-Feb-2022 18:49
Surr: 1,2-Dichloroethane-d4	*98.6*			*70-126*	*%REC*	*1*	*08-Feb-2022 18:49*
Surr: 4-Bromofluorobenzene	*103*			*77-113*	*%REC*	*1*	*08-Feb-2022 18:49*
Surr: Dibromofluoromethane	*96.6*			*77-123*	*%REC*	*1*	*08-Feb-2022 18:49*
Surr: Toluene-d8	*103*			*82-127*	*%REC*	*1*	*08-Feb-2022 18:49*

Note: See Qualifiers Page for a list of qualifiers and their explanation.

Client:	Golder Associates Inc.	**ANALYTICAL REPORT**
Project:	Houston TX-Wood Preserving Works	WorkOrder:HS22011202
Sample ID:	WG-1620-MW57A-20220126	Lab ID:HS22011202-10
Collection Date:	26-Jan-2022 16:30	Matrix:Groundwater

ANALYSES	RESULT	QUAL	SDL	MQL	UNITS	DILUTION FACTOR	DATE ANALYZED
LOW-LEVEL SEMIVOLATILES BY 8270D		**Method:SW8270**			Prep:SW3510 / 01-Feb-2022		Analyst: GEY
1,2-Diphenylhydrazine	< 0.00021		0.00021	0.0020	mg/L	10	11-Feb-2022 20:42
2,4-Dimethylphenol	**0.025**		**0.00040**	**0.0020**	**mg/L**	10	11-Feb-2022 20:42
2,4-Dinitrotoluene	< 0.00058		0.00058	0.0020	mg/L	10	11-Feb-2022 20:42
2,6-Dinitrotoluene	< 0.00042		0.00042	0.0020	mg/L	10	11-Feb-2022 20:42
2-Chloronaphthalene	< 0.00021		0.00021	0.0020	mg/L	10	11-Feb-2022 20:42
2-Methylnaphthalene	**0.60**		**0.0019**	**0.010**	**mg/L**	100	11-Feb-2022 21:01
4,6-Dinitro-2-methylphenol	< 0.00020		0.00020	0.0020	mg/L	10	11-Feb-2022 20:42
4-Nitrophenol	< 0.00047		0.00047	0.010	mg/L	10	11-Feb-2022 20:42
Acenaphthene	**0.42**		**0.0027**	**0.010**	**mg/L**	100	11-Feb-2022 21:01
Acenaphthylene	**0.0069**		**0.00015**	**0.0010**	**mg/L**	10	11-Feb-2022 20:42
Anthracene	**0.24**		**0.0014**	**0.010**	**mg/L**	100	11-Feb-2022 21:01
Benz(a)anthracene	**0.034**		**0.00050**	**0.0010**	**mg/L**	10	11-Feb-2022 20:42
Benzo(a)pyrene	**0.0074**		**0.00020**	**0.0010**	**mg/L**	10	11-Feb-2022 20:42
Bis(2-chloroethoxy)methane	< 0.00030		0.00030	0.0020	mg/L	10	11-Feb-2022 20:42
Bis(2-ethylhexyl)phthalate	< 0.00037		0.00037	0.0020	mg/L	10	11-Feb-2022 20:42
Chrysene	**0.035**		**0.00021**	**0.0010**	**mg/L**	10	11-Feb-2022 20:42
Dibenzofuran	**0.37**		**0.0020**	**0.010**	**mg/L**	100	11-Feb-2022 21:01
Di-n-butyl phthalate	< 0.00020		0.00020	0.0020	mg/L	10	11-Feb-2022 20:42
Fluoranthene	**0.32**		**0.0010**	**0.010**	**mg/L**	100	11-Feb-2022 21:01
Fluorene	**0.37**		**0.0030**	**0.010**	**mg/L**	100	11-Feb-2022 21:01
Naphthalene	**2.2**		**0.020**	**0.10**	**mg/L**	1000	14-Feb-2022 16:06
Nitrobenzene	< 0.00024		0.00024	0.0020	mg/L	10	11-Feb-2022 20:42
N-Nitrosodiphenylamine	< 0.00025		0.00025	0.0020	mg/L	10	11-Feb-2022 20:42
Pentachlorophenol	< 0.00079		0.00079	0.0020	mg/L	10	11-Feb-2022 20:42
Phenanthrene	**0.92**		**0.0021**	**0.010**	**mg/L**	100	11-Feb-2022 21:01
Phenol	< 0.00035		0.00035	0.0020	mg/L	10	11-Feb-2022 20:42
Pyrene	**0.20**		**0.0019**	**0.010**	**mg/L**	100	11-Feb-2022 21:01
Surr: 2,4,6-Tribromophenol	*0*	*JS*		*34-129*	*%REC*	*1000*	*14-Feb-2022 16:06*
Surr: 2,4,6-Tribromophenol	*85.9*			*34-129*	*%REC*	*10*	*11-Feb-2022 20:42*
Surr: 2,4,6-Tribromophenol	*0*	*JS*		*34-129*	*%REC*	*100*	*11-Feb-2022 21:01*
Surr: 2-Fluorobiphenyl	*75.3*			*40-125*	*%REC*	*10*	*11-Feb-2022 20:42*
Surr: 2-Fluorobiphenyl	*0*	*JS*		*40-125*	*%REC*	*100*	*11-Feb-2022 21:01*
Surr: 2-Fluorobiphenyl	*0*	*JS*		*40-125*	*%REC*	*1000*	*14-Feb-2022 16:06*
Surr: 2-Fluorophenol	*0*	*JS*		*20-120*	*%REC*	*1000*	*14-Feb-2022 16:06*
Surr: 2-Fluorophenol	*64.3*			*20-120*	*%REC*	*10*	*11-Feb-2022 20:42*
Surr: 2-Fluorophenol	*0*	*JS*		*20-120*	*%REC*	*100*	*11-Feb-2022 21:01*
Surr: 4-Terphenyl-d14	*103*			*40-135*	*%REC*	*10*	*11-Feb-2022 20:42*
Surr: 4-Terphenyl-d14	*0*	*JS*		*40-135*	*%REC*	*100*	*11-Feb-2022 21:01*
Surr: 4-Terphenyl-d14	*0*	*JS*		*40-135*	*%REC*	*1000*	*14-Feb-2022 16:06*

Note: See Qualifiers Page for a list of qualifiers and their explanation.

Client:	Golder Associates Inc.	**ANALYTICAL REPORT**
Project:	Houston TX-Wood Preserving Works	WorkOrder:HS22011202
Sample ID:	WG-1620-MW57A-20220126	Lab ID:HS22011202-10
Collection Date:	26-Jan-2022 16:30	Matrix:Groundwater

ANALYSES	RESULT	QUAL	SDL	MQL	UNITS	DILUTION FACTOR	DATE ANALYZED
LOW-LEVEL SEMIVOLATILES BY 8270D		**Method:SW8270**			Prep:SW3510 / 01-Feb-2022		Analyst: GEY
Surr: Nitrobenzene-d5	*73.6*			*41-120*	*%REC*	*10*	*11-Feb-2022 20:42*
Surr: Nitrobenzene-d5	*0*	*JS*		*41-120*	*%REC*	*100*	*11-Feb-2022 21:01*
Surr: Nitrobenzene-d5	*0*	*JS*		*41-120*	*%REC*	*1000*	*14-Feb-2022 16:06*
Surr: Phenol-d6	*0*	*JS*		*20-120*	*%REC*	*1000*	*14-Feb-2022 16:06*
Surr: Phenol-d6	*60.7*			*20-120*	*%REC*	*10*	*11-Feb-2022 20:42*
Surr: Phenol-d6	*0*	*JS*		*20-120*	*%REC*	*100*	*11-Feb-2022 21:01*
ICP-MS METALS BY SW6020A		**Method:SW6020A**			Prep:SW3010A / 08-Feb-2022		Analyst: JHD
Arsenic	**0.0413**		**0.000400**	**0.00200**	**mg/L**	1	08-Feb-2022 23:23
Calcium	**75.7**		**0.0340**	**0.500**	**mg/L**	1	08-Feb-2022 23:23
Iron	**8.69**		**0.0120**	**0.200**	**mg/L**	1	08-Feb-2022 23:23
Magnesium	**12.7**		**0.0100**	**0.200**	**mg/L**	1	08-Feb-2022 23:23
Manganese	**0.647**		**0.000700**	**0.00500**	**mg/L**	1	08-Feb-2022 23:23
Potassium	**1.23**		**0.0180**	**0.200**	**mg/L**	1	08-Feb-2022 23:23
Sodium	**49.5**		**0.0140**	**0.200**	**mg/L**	1	08-Feb-2022 23:23
ALKALINITY BY SM 2320B-2011		**Method:SM2320B**					Analyst: TH
Alkalinity, Bicarbonate (As CaCO3)	**366**		**5.00**	**5.00**	**mg/L**	1	03-Feb-2022 00:54
Alkalinity, Carbonate (As CaCO3)	< 5.00		5.00	5.00	mg/L	1	03-Feb-2022 00:54
Alkalinity, Total (As CaCO3)	**366**		**5.00**	**5.00**	**mg/L**	1	03-Feb-2022 00:54
ANIONS BY SW9056A		**Method:SW9056**					Analyst: YP
Chloride	**5.34**		**0.200**	**0.500**	**mg/L**	1	27-Jan-2022 20:32
Fluoride	**0.397**		**0.0500**	**0.100**	**mg/L**	1	27-Jan-2022 20:32
Nitrogen, Nitrate (As N)	**0.0637**	J	**0.0300**	**0.100**	**mg/L**	1	27-Jan-2022 20:32
Nitrogen, Nitrite (As N)	< 0.0300		0.0300	0.100	mg/L	1	27-Jan-2022 20:32
Sulfate	**2.97**		**0.200**	**0.500**	**mg/L**	1	27-Jan-2022 20:32
Nitrate/Nitrite (as N)	**0.0637**	J	**0.0300**	**0.100**	**mg/L**	1	27-Jan-2022 20:32

Note: See Qualifiers Page for a list of qualifiers and their explanation.

Client:	Golder Associates Inc.	**ANALYTICAL REPORT**
Project:	Houston TX-Wood Preserving Works	WorkOrder:HS22011202
Sample ID:	WG-1620-MW17-20220126	Lab ID:HS22011202-11
Collection Date:	26-Jan-2022 17:20	Matrix:Groundwater

ANALYSES	RESULT	QUAL	SDL	MQL	UNITS	DILUTION FACTOR	DATE ANALYZED
LOW LEVEL VOLATILES BY SW8260C		**Method:SW8260**					Analyst: AKP
1,2-Dichloroethane	< 0.00020		0.00020	0.0010	mg/L	1	01-Feb-2022 04:29
Benzene	**0.42**		**0.0020**	**0.010**	**mg/L**	10	08-Feb-2022 19:35
Chlorobenzene	< 0.00030		0.00030	0.0010	mg/L	1	01-Feb-2022 04:29
Ethylbenzene	**0.17**		**0.00030**	**0.0010**	**mg/L**	1	01-Feb-2022 04:29
Methylene chloride	< 0.0010		0.0010	0.0020	mg/L	1	01-Feb-2022 04:29
Toluene	**0.79**		**0.0020**	**0.010**	**mg/L**	10	08-Feb-2022 19:35
Xylenes, Total	**0.60**		**0.00030**	**0.0010**	**mg/L**	1	01-Feb-2022 04:29
Surr: 1,2-Dichloroethane-d4	*111*			*70-126*	*%REC*	*1*	*01-Feb-2022 04:29*
Surr: 1,2-Dichloroethane-d4	*99.0*			*70-126*	*%REC*	*10*	*08-Feb-2022 19:35*
Surr: 4-Bromofluorobenzene	*105*			*77-113*	*%REC*	*1*	*01-Feb-2022 04:29*
Surr: 4-Bromofluorobenzene	*97.5*			*77-113*	*%REC*	*10*	*08-Feb-2022 19:35*
Surr: Dibromofluoromethane	*99.4*			*77-123*	*%REC*	*1*	*01-Feb-2022 04:29*
Surr: Dibromofluoromethane	*97.6*			*77-123*	*%REC*	*10*	*08-Feb-2022 19:35*
Surr: Toluene-d8	*101*			*82-127*	*%REC*	*1*	*01-Feb-2022 04:29*
Surr: Toluene-d8	*99.5*			*82-127*	*%REC*	*10*	*08-Feb-2022 19:35*

Note: See Qualifiers Page for a list of qualifiers and their explanation.

Client:	Golder Associates Inc.	**ANALYTICAL REPORT**
Project:	Houston TX-Wood Preserving Works	WorkOrder:HS22011202
Sample ID:	WG-1620-MW17-20220126	Lab ID:HS22011202-11
Collection Date:	26-Jan-2022 17:20	Matrix:Groundwater

ANALYSES	RESULT	QUAL	SDL	MQL	UNITS	DILUTION FACTOR	DATE ANALYZED
LOW-LEVEL SEMIVOLATILES BY 8270D		**Method:SW8270**			Prep:SW3510 / 01-Feb-2022		Analyst: GEY
1,2-Diphenylhydrazine	< 0.00021		0.00021	0.0020	mg/L	10	11-Feb-2022 21:19
2,4-Dimethylphenol	**2.6**		**0.040**	**0.20**	**mg/L**	1000	11-Feb-2022 21:57
2,4-Dinitrotoluene	< 0.00058		0.00058	0.0020	mg/L	10	11-Feb-2022 21:19
2,6-Dinitrotoluene	< 0.00042		0.00042	0.0020	mg/L	10	11-Feb-2022 21:19
2-Chloronaphthalene	< 0.00021		0.00021	0.0020	mg/L	10	11-Feb-2022 21:19
2-Methylnaphthalene	**0.29**		**0.0019**	**0.010**	**mg/L**	100	11-Feb-2022 21:38
4,6-Dinitro-2-methylphenol	< 0.00020		0.00020	0.0020	mg/L	10	11-Feb-2022 21:19
4-Nitrophenol	< 0.00047		0.00047	0.010	mg/L	10	11-Feb-2022 21:19
Acenaphthene	**0.17**		**0.0027**	**0.010**	**mg/L**	100	11-Feb-2022 21:38
Acenaphthylene	**0.0046**		**0.00015**	**0.0010**	**mg/L**	10	11-Feb-2022 21:19
Anthracene	**0.0085**		**0.00014**	**0.0010**	**mg/L**	10	11-Feb-2022 21:19
Benz(a)anthracene	< 0.00050		0.00050	0.0010	mg/L	10	11-Feb-2022 21:19
Benzo(a)pyrene	< 0.00020		0.00020	0.0010	mg/L	10	11-Feb-2022 21:19
Bis(2-chloroethoxy)methane	< 0.00030		0.00030	0.0020	mg/L	10	11-Feb-2022 21:19
Bis(2-ethylhexyl)phthalate	< 0.00037		0.00037	0.0020	mg/L	10	11-Feb-2022 21:19
Chrysene	< 0.00021		0.00021	0.0010	mg/L	10	11-Feb-2022 21:19
Dibenzofuran	**0.095**		**0.00020**	**0.0010**	**mg/L**	10	11-Feb-2022 21:19
Di-n-butyl phthalate	< 0.00020		0.00020	0.0020	mg/L	10	11-Feb-2022 21:19
Fluoranthene	**0.0030**		**0.00010**	**0.0010**	**mg/L**	10	11-Feb-2022 21:19
Fluorene	**0.065**		**0.00030**	**0.0010**	**mg/L**	10	11-Feb-2022 21:19
Naphthalene	**8.9**		**0.020**	**0.10**	**mg/L**	1000	11-Feb-2022 21:57
Nitrobenzene	< 0.00024		0.00024	0.0020	mg/L	10	11-Feb-2022 21:19
N-Nitrosodiphenylamine	< 0.00025		0.00025	0.0020	mg/L	10	11-Feb-2022 21:19
Pentachlorophenol	< 0.00079		0.00079	0.0020	mg/L	10	11-Feb-2022 21:19
Phenanthrene	**0.045**		**0.00021**	**0.0010**	**mg/L**	10	11-Feb-2022 21:19
Phenol	**4.8**		**0.035**	**0.20**	**mg/L**	1000	11-Feb-2022 21:57
Pyrene	**0.0014**		**0.00019**	**0.0010**	**mg/L**	10	11-Feb-2022 21:19
Surr: 2,4,6-Tribromophenol	*94.7*			*34-129*	*%REC*	*10*	*11-Feb-2022 21:19*
Surr: 2,4,6-Tribromophenol	*0*	*JS*		*34-129*	*%REC*	*100*	*11-Feb-2022 21:38*
Surr: 2,4,6-Tribromophenol	*0*	*JS*		*34-129*	*%REC*	*1000*	*11-Feb-2022 21:57*
Surr: 2-Fluorobiphenyl	*94.4*			*40-125*	*%REC*	*10*	*11-Feb-2022 21:19*
Surr: 2-Fluorobiphenyl	*0*	*JS*		*40-125*	*%REC*	*100*	*11-Feb-2022 21:38*
Surr: 2-Fluorobiphenyl	*0*	*JS*		*40-125*	*%REC*	*1000*	*11-Feb-2022 21:57*
Surr: 2-Fluorophenol	*76.8*			*20-120*	*%REC*	*10*	*11-Feb-2022 21:19*
Surr: 2-Fluorophenol	*0*	*JS*		*20-120*	*%REC*	*100*	*11-Feb-2022 21:38*
Surr: 2-Fluorophenol	*0*	*JS*		*20-120*	*%REC*	*1000*	*11-Feb-2022 21:57*
Surr: 4-Terphenyl-d14	*97.5*			*40-135*	*%REC*	*10*	*11-Feb-2022 21:19*
Surr: 4-Terphenyl-d14	*0*	*JS*		*40-135*	*%REC*	*100*	*11-Feb-2022 21:38*
Surr: 4-Terphenyl-d14	*0*	*JS*		*40-135*	*%REC*	*1000*	*11-Feb-2022 21:57*

Note: See Qualifiers Page for a list of qualifiers and their explanation.

Client:	Golder Associates Inc.	**ANALYTICAL REPORT**
Project:	Houston TX-Wood Preserving Works	WorkOrder:HS22011202
Sample ID:	WG-1620-MW17-20220126	Lab ID:HS22011202-11
Collection Date:	26-Jan-2022 17:20	Matrix:Groundwater

ANALYSES	RESULT	QUAL	SDL	MQL	UNITS	DILUTION FACTOR	DATE ANALYZED
LOW-LEVEL SEMIVOLATILES BY 8270D		**Method:SW8270**			Prep:SW3510 / 01-Feb-2022		Analyst: GEY
Surr: Nitrobenzene-d5	*83.1*			*41-120*	*%REC*	*10*	*11-Feb-2022 21:19*
Surr: Nitrobenzene-d5	*0*	*JS*		*41-120*	*%REC*	*100*	*11-Feb-2022 21:38*
Surr: Nitrobenzene-d5	*0*	*JS*		*41-120*	*%REC*	*1000*	*11-Feb-2022 21:57*
Surr: Phenol-d6	*44.2*			*20-120*	*%REC*	*10*	*11-Feb-2022 21:19*
Surr: Phenol-d6	*0*	*JS*		*20-120*	*%REC*	*100*	*11-Feb-2022 21:38*
Surr: Phenol-d6	*0*	*JS*		*20-120*	*%REC*	*1000*	*11-Feb-2022 21:57*
ICP-MS METALS BY SW6020A		**Method:SW6020A**			Prep:SW3010A / 08-Feb-2022		Analyst: JHD
Arsenic	**0.0633**		**0.000400**	**0.00200**	**mg/L**	1	08-Feb-2022 23:25
Calcium	**113**		**0.0340**	**0.500**	**mg/L**	1	08-Feb-2022 23:25
Iron	**7.82**		**0.0120**	**0.200**	**mg/L**	1	08-Feb-2022 23:25
Magnesium	**29.9**		**0.0100**	**0.200**	**mg/L**	1	08-Feb-2022 23:25
Manganese	**1.29**		**0.000700**	**0.00500**	**mg/L**	1	08-Feb-2022 23:25
Potassium	**0.404**		**0.0180**	**0.200**	**mg/L**	1	08-Feb-2022 23:25
Sodium	**95.1**		**0.0140**	**0.200**	**mg/L**	1	08-Feb-2022 23:25
ALKALINITY BY SM 2320B-2011		**Method:SM2320B**					Analyst: TH
Alkalinity, Bicarbonate (As CaCO3)	**522**		**5.00**	**5.00**	**mg/L**	1	03-Feb-2022 01:01
Alkalinity, Carbonate (As CaCO3)	< 5.00		5.00	5.00	mg/L	1	03-Feb-2022 01:01
Alkalinity, Total (As CaCO3)	**522**		**5.00**	**5.00**	**mg/L**	1	03-Feb-2022 01:01
ANIONS BY SW9056A		**Method:SW9056**					Analyst: YP
Chloride	**56.5**		**0.200**	**0.500**	**mg/L**	1	27-Jan-2022 20:40
Fluoride	**0.755**		**0.0500**	**0.100**	**mg/L**	1	27-Jan-2022 20:40
Nitrogen, Nitrate (As N)	**0.0730**	J	**0.0300**	**0.100**	**mg/L**	1	27-Jan-2022 20:40
Nitrogen, Nitrite (As N)	< 0.0300		0.0300	0.100	mg/L	1	27-Jan-2022 20:40
Sulfate	< 0.200		0.200	0.500	mg/L	1	27-Jan-2022 20:40
Nitrate/Nitrite (as N)	**0.0730**	J	**0.0300**	**0.100**	**mg/L**	1	27-Jan-2022 20:40

Note: See Qualifiers Page for a list of qualifiers and their explanation.

Client:	Golder Associates Inc.	**ANALYTICAL REPORT**
Project:	Houston TX-Wood Preserving Works	WorkOrder:HS22011202
Sample ID:	WG-1620-FB11-20220126	Lab ID:HS22011202-12
Collection Date:	26-Jan-2022 17:35	Matrix:Water

ANALYSES	RESULT	QUAL	SDL	MQL	UNITS	DILUTION FACTOR	DATE ANALYZED
LOW LEVEL VOLATILES BY SW8260C		**Method:SW8260**					Analyst: AKP
1,2-Dichloroethane	< 0.00020		0.00020	0.0010	mg/L	1	31-Jan-2022 23:40
Benzene	< 0.00020		0.00020	0.0010	mg/L	1	31-Jan-2022 23:40
Chlorobenzene	< 0.00030		0.00030	0.0010	mg/L	1	31-Jan-2022 23:40
Ethylbenzene	< 0.00030		0.00030	0.0010	mg/L	1	31-Jan-2022 23:40
Methylene chloride	< 0.0010		0.0010	0.0020	mg/L	1	31-Jan-2022 23:40
Toluene	< 0.00020		0.00020	0.0010	mg/L	1	31-Jan-2022 23:40
Xylenes, Total	< 0.00030		0.00030	0.0010	mg/L	1	31-Jan-2022 23:40
Surr: 1,2-Dichloroethane-d4	*112*			*70-126*	*%REC*	*1*	*31-Jan-2022 23:40*
Surr: 4-Bromofluorobenzene	*98.0*			*77-113*	*%REC*	*1*	*31-Jan-2022 23:40*
Surr: Dibromofluoromethane	*102*			*77-123*	*%REC*	*1*	*31-Jan-2022 23:40*
Surr: Toluene-d8	*103*			*82-127*	*%REC*	*1*	*31-Jan-2022 23:40*

Note: See Qualifiers Page for a list of qualifiers and their explanation.

Client:	Golder Associates Inc.	**ANALYTICAL REPORT**
Project:	Houston TX-Wood Preserving Works	WorkOrder:HS22011202
Sample ID:	WG-1620-FB11-20220126	Lab ID:HS22011202-12
Collection Date:	26-Jan-2022 17:35	Matrix:Water

ANALYSES	RESULT	QUAL	SDL	MQL	UNITS	DILUTION FACTOR	DATE ANALYZED
LOW-LEVEL SEMIVOLATILES BY 8270D		**Method:SW8270**			Prep:SW3510 / 01-Feb-2022		Analyst: GEY
1,2-Diphenylhydrazine	< 0.000021		0.000021	0.00020	mg/L	1	11-Feb-2022 18:49
2,4-Dimethylphenol	**0.000069**	J	**0.000040**	**0.00020**	**mg/L**	1	11-Feb-2022 18:49
2,4-Dinitrotoluene	< 0.000058		0.000058	0.00020	mg/L	1	11-Feb-2022 18:49
2,6-Dinitrotoluene	< 0.000042		0.000042	0.00020	mg/L	1	11-Feb-2022 18:49
2-Chloronaphthalene	< 0.000021		0.000021	0.00020	mg/L	1	11-Feb-2022 18:49
2-Methylnaphthalene	< 0.000019		0.000019	0.00010	mg/L	1	11-Feb-2022 18:49
4,6-Dinitro-2-methylphenol	< 0.000020		0.000020	0.00020	mg/L	1	11-Feb-2022 18:49
4-Nitrophenol	< 0.000047		0.000047	0.0010	mg/L	1	11-Feb-2022 18:49
Acenaphthene	< 0.000027		0.000027	0.00010	mg/L	1	11-Feb-2022 18:49
Acenaphthylene	< 0.000015		0.000015	0.00010	mg/L	1	11-Feb-2022 18:49
Anthracene	< 0.000014		0.000014	0.00010	mg/L	1	11-Feb-2022 18:49
Benz(a)anthracene	< 0.000050		0.000050	0.00010	mg/L	1	11-Feb-2022 18:49
Benzo(a)pyrene	< 0.000020		0.000020	0.00010	mg/L	1	11-Feb-2022 18:49
Bis(2-chloroethoxy)methane	< 0.000030		0.000030	0.00020	mg/L	1	11-Feb-2022 18:49
Bis(2-ethylhexyl)phthalate	< 0.000037		0.000037	0.00020	mg/L	1	11-Feb-2022 18:49
Chrysene	< 0.000021		0.000021	0.00010	mg/L	1	11-Feb-2022 18:49
Dibenzofuran	< 0.000020		0.000020	0.00010	mg/L	1	11-Feb-2022 18:49
Di-n-butyl phthalate	< 0.000020		0.000020	0.00020	mg/L	1	11-Feb-2022 18:49
Fluoranthene	< 0.000010		0.000010	0.00010	mg/L	1	11-Feb-2022 18:49
Fluorene	< 0.000030		0.000030	0.00010	mg/L	1	11-Feb-2022 18:49
Naphthalene	**0.00054**		**0.000020**	**0.00010**	**mg/L**	1	11-Feb-2022 18:49
Nitrobenzene	< 0.000024		0.000024	0.00020	mg/L	1	11-Feb-2022 18:49
N-Nitrosodiphenylamine	< 0.000025		0.000025	0.00020	mg/L	1	11-Feb-2022 18:49
Pentachlorophenol	< 0.000079		0.000079	0.00020	mg/L	1	11-Feb-2022 18:49
Phenanthrene	< 0.000021		0.000021	0.00010	mg/L	1	11-Feb-2022 18:49
Phenol	< 0.000035		0.000035	0.00020	mg/L	1	11-Feb-2022 18:49
Pyrene	< 0.000019		0.000019	0.00010	mg/L	1	11-Feb-2022 18:49
Surr: 2,4,6-Tribromophenol	*71.8*			*34-129*	*%REC*	*1*	*11-Feb-2022 18:49*
Surr: 2-Fluorobiphenyl	*67.1*			*40-125*	*%REC*	*1*	*11-Feb-2022 18:49*
Surr: 2-Fluorophenol	*71.7*			*20-120*	*%REC*	*1*	*11-Feb-2022 18:49*
Surr: 4-Terphenyl-d14	*88.0*			*40-135*	*%REC*	*1*	*11-Feb-2022 18:49*
Surr: Nitrobenzene-d5	*64.1*			*41-120*	*%REC*	*1*	*11-Feb-2022 18:49*
Surr: Phenol-d6	*62.4*			*20-120*	*%REC*	*1*	*11-Feb-2022 18:49*
ICP-MS METALS BY SW6020A		**Method:SW6020A**			Prep:SW3010A / 08-Feb-2022		Analyst: JHD
Arsenic	< 0.000400		0.000400	0.00200	mg/L	1	08-Feb-2022 23:27

Note: See Qualifiers Page for a list of qualifiers and their explanation.

Weight / Prep Log

Client: Golder Associates Inc.
Project: Houston TX-Wood Preserving Works
WorkOrder: HS22011202

Batch ID: 174940 **Start Date:** 01 Feb 2022 09:00 **End Date:** 01 Feb 2022 14:30
Method: SV AQ SEP FUN EXTRACT-LOWLEV - 3510C **Prep Code:** 3510_B_LOW

Sample ID	Container	Sample Wt/Vol	Final Volume	Prep Factor	
HS22011202-02	1	1000 (mL)	1 (mL)	0.001	1-liter amber glass, Neat
HS22011202-03	1	1000 (mL)	1 (mL)	0.001	1-liter amber glass, Neat
HS22011202-04	1	1000 (mL)	1 (mL)	0.001	1-liter amber glass, Neat
HS22011202-05	1	1000 (mL)	1 (mL)	0.001	1-liter amber glass, Neat
HS22011202-06	1	1000 (mL)	1 (mL)	0.001	1-liter amber glass, Neat
HS22011202-07	1	1000 (mL)	1 (mL)	0.001	1-liter amber glass, Neat
HS22011202-08	1	1000 (mL)	1 (mL)	0.001	1-liter amber glass, Neat
HS22011202-09	1	1000 (mL)	1 (mL)	0.001	1-liter amber glass, Neat
HS22011202-10	1	1000 (mL)	1 (mL)	0.001	1-liter amber glass, Neat
HS22011202-11	1	1000 (mL)	1 (mL)	0.001	1-liter amber glass, Neat
HS22011202-12	1	1000 (mL)	1 (mL)	0.001	1-liter amber glass, Neat

Batch ID: 175147 **Start Date:** 08 Feb 2022 10:00 **End Date:** 08 Feb 2022 14:00
Method: WATER - SW3010A **Prep Code:** 3010A

Sample ID	Container	Sample Wt/Vol	Final Volume	Prep Factor	
HS22011202-02		10 (mL)	10 (mL)	1	120 plastic HNO3
HS22011202-03		10 (mL)	10 (mL)	1	120 plastic HNO3
HS22011202-04		10 (mL)	10 (mL)	1	120 plastic HNO3
HS22011202-05		10 (mL)	10 (mL)	1	120 plastic HNO3
HS22011202-06		10 (mL)	10 (mL)	1	120 plastic HNO3
HS22011202-07		10 (mL)	10 (mL)	1	120 plastic HNO3
HS22011202-08		10 (mL)	10 (mL)	1	120 plastic HNO3
HS22011202-09		10 (mL)	10 (mL)	1	120 plastic HNO3
HS22011202-10		10 (mL)	10 (mL)	1	120 plastic HNO3
HS22011202-11		10 (mL)	10 (mL)	1	120 plastic HNO3
HS22011202-12		10 (mL)	10 (mL)	1	120 plastic HNO3

Client: Golder Associates Inc.
Project: Houston TX-Wood Preserving Works
WorkOrder: HS22011202

DATES REPORT

Sample ID	Client Samp ID	Collection Date	Leachate Date	Prep Date	Analysis Date	DF
Batch ID: 174940 (0)	**Test Name :** LOW-LEVEL SEMIVOLATILES BY 8270D				**Matrix:** Water	
HS22011202-06	WG-1620-MW36D-20220126	26 Jan 2022 12:50		01 Feb 2022 13:40	10 Feb 2022 22:04	1
HS22011202-12	WG-1620-FB11-20220126	26 Jan 2022 17:35		01 Feb 2022 13:40	11 Feb 2022 18:49	1
Batch ID: 174940 (0)	**Test Name :** LOW-LEVEL SEMIVOLATILES BY 8270D				**Matrix:** Groundwater	
HS22011202-02	WG-1620-MW65D-20220126	26 Jan 2022 09:20		01 Feb 2022 13:40	10 Feb 2022 20:51	1
HS22011202-03	WG-1620-MW66D-20220126	26 Jan 2022 10:40		01 Feb 2022 13:40	10 Feb 2022 21:09	1
HS22011202-04	WG-1620-MW59D-20220126	26 Jan 2022 11:45		01 Feb 2022 13:40	10 Feb 2022 21:27	1
HS22011202-05	WG-1620-FD06-20220126	26 Jan 2022 11:45		01 Feb 2022 13:40	10 Feb 2022 21:45	1
HS22011202-07	WG-1620-MW03-20220126	26 Jan 2022 13:50		01 Feb 2022 13:40	10 Feb 2022 22:22	1
HS22011202-08	WG-1620-MW58A-20220126	26 Jan 2022 14:50		01 Feb 2022 13:40	14 Feb 2022 15:29	100
HS22011202-08	WG-1620-MW58A-20220126	26 Jan 2022 14:50		01 Feb 2022 13:40	11 Feb 2022 19:45	10
HS22011202-08	WG-1620-MW58A-20220126	26 Jan 2022 14:50		01 Feb 2022 13:40	10 Feb 2022 22:40	1
HS22011202-09	WG-1620-MW18A-20220126	26 Jan 2022 15:40		01 Feb 2022 13:40	14 Feb 2022 15:47	1000
HS22011202-09	WG-1620-MW18A-20220126	26 Jan 2022 15:40		01 Feb 2022 13:40	11 Feb 2022 20:23	100
HS22011202-09	WG-1620-MW18A-20220126	26 Jan 2022 15:40		01 Feb 2022 13:40	11 Feb 2022 20:04	10
HS22011202-10	WG-1620-MW57A-20220126	26 Jan 2022 16:30		01 Feb 2022 13:40	14 Feb 2022 16:06	1000
HS22011202-10	WG-1620-MW57A-20220126	26 Jan 2022 16:30		01 Feb 2022 13:40	11 Feb 2022 21:01	100
HS22011202-10	WG-1620-MW57A-20220126	26 Jan 2022 16:30		01 Feb 2022 13:40	11 Feb 2022 20:42	10
HS22011202-11	WG-1620-MW17-20220126	26 Jan 2022 17:20		01 Feb 2022 13:40	11 Feb 2022 21:57	1000
HS22011202-11	WG-1620-MW17-20220126	26 Jan 2022 17:20		01 Feb 2022 13:40	11 Feb 2022 21:38	100
HS22011202-11	WG-1620-MW17-20220126	26 Jan 2022 17:20		01 Feb 2022 13:40	11 Feb 2022 21:19	10
Batch ID: 175147 (0)	**Test Name :** ICP-MS METALS BY SW6020A				**Matrix:** Water	
HS22011202-06	WG-1620-MW36D-20220126	26 Jan 2022 12:50		08 Feb 2022 14:00	08 Feb 2022 23:11	1
HS22011202-12	WG-1620-FB11-20220126	26 Jan 2022 17:35		08 Feb 2022 14:00	08 Feb 2022 23:27	1
Batch ID: 175147 (0)	**Test Name :** ICP-MS METALS BY SW6020A				**Matrix:** Groundwater	
HS22011202-02	WG-1620-MW65D-20220126	26 Jan 2022 09:20		08 Feb 2022 14:00	08 Feb 2022 22:42	1
HS22011202-03	WG-1620-MW66D-20220126	26 Jan 2022 10:40		08 Feb 2022 14:00	08 Feb 2022 23:05	1
HS22011202-04	WG-1620-MW59D-20220126	26 Jan 2022 11:45		08 Feb 2022 14:00	08 Feb 2022 23:07	1
HS22011202-05	WG-1620-FD06-20220126	26 Jan 2022 11:45		08 Feb 2022 14:00	08 Feb 2022 23:09	1
HS22011202-07	WG-1620-MW03-20220126	26 Jan 2022 13:50		08 Feb 2022 14:00	08 Feb 2022 23:13	1
HS22011202-08	WG-1620-MW58A-20220126	26 Jan 2022 14:50		08 Feb 2022 14:00	09 Feb 2022 12:48	10
HS22011202-08	WG-1620-MW58A-20220126	26 Jan 2022 14:50		08 Feb 2022 14:00	08 Feb 2022 23:15	1
HS22011202-09	WG-1620-MW18A-20220126	26 Jan 2022 15:40		08 Feb 2022 14:00	08 Feb 2022 23:21	1
HS22011202-10	WG-1620-MW57A-20220126	26 Jan 2022 16:30		08 Feb 2022 14:00	08 Feb 2022 23:23	1
HS22011202-11	WG-1620-MW17-20220126	26 Jan 2022 17:20		08 Feb 2022 14:00	08 Feb 2022 23:25	1

Client: Golder Associates Inc.
Project: Houston TX-Wood Preserving Works
WorkOrder: HS22011202

DATES REPORT

Sample ID	Client Samp ID	Collection Date	Leachate Date	Prep Date	Analysis Date	DF
Batch ID: R401355 (0)	**Test Name :** LOW LEVEL VOLATILES BY SW8260C				**Matrix:** Groundwater	
HS22011202-02	WG-1620-MW65D-20220126	26 Jan 2022 09:20			01 Feb 2022 00:24	1
HS22011202-03	WG-1620-MW66D-20220126	26 Jan 2022 10:40			01 Feb 2022 01:53	1
HS22011202-04	WG-1620-MW59D-20220126	26 Jan 2022 11:45			01 Feb 2022 02:15	1
HS22011202-05	WG-1620-FD06-20220126	26 Jan 2022 11:45			01 Feb 2022 02:37	1
HS22011202-07	WG-1620-MW03-20220126	26 Jan 2022 13:50			01 Feb 2022 03:00	1
HS22011202-08	WG-1620-MW58A-20220126	26 Jan 2022 14:50			01 Feb 2022 03:22	1
HS22011202-09	WG-1620-MW18A-20220126	26 Jan 2022 15:40			01 Feb 2022 03:44	1
HS22011202-11	WG-1620-MW17-20220126	26 Jan 2022 17:20			01 Feb 2022 04:29	1
Batch ID: R401355 (0)	**Test Name :** LOW LEVEL VOLATILES BY SW8260C				**Matrix:** Water	
HS22011202-01	WQ-1620-TB10-20220126	26 Jan 2022 00:00			31 Jan 2022 22:56	1
HS22011202-06	WG-1620-MW36D-20220126	26 Jan 2022 12:50			31 Jan 2022 23:18	1
HS22011202-12	WG-1620-FB11-20220126	26 Jan 2022 17:35			31 Jan 2022 23:40	1
Batch ID: R401501 (0)	**Test Name :** ALKALINITY BY SM 2320B-2011				**Matrix:** Groundwater	
HS22011202-07	WG-1620-MW03-20220126	26 Jan 2022 13:50			03 Feb 2022 00:34	1
HS22011202-08	WG-1620-MW58A-20220126	26 Jan 2022 14:50			03 Feb 2022 00:41	1
HS22011202-09	WG-1620-MW18A-20220126	26 Jan 2022 15:40			03 Feb 2022 00:47	1
HS22011202-10	WG-1620-MW57A-20220126	26 Jan 2022 16:30			03 Feb 2022 00:54	1
HS22011202-11	WG-1620-MW17-20220126	26 Jan 2022 17:20			03 Feb 2022 01:01	1
Batch ID: R401813 (0)	**Test Name :** ANIONS BY SW9056A				**Matrix:** Groundwater	
HS22011202-07	WG-1620-MW03-20220126	26 Jan 2022 13:50			27 Jan 2022 19:53	1
HS22011202-08	WG-1620-MW58A-20220126	26 Jan 2022 14:50			27 Jan 2022 20:17	1
HS22011202-09	WG-1620-MW18A-20220126	26 Jan 2022 15:40			27 Jan 2022 20:24	1
HS22011202-10	WG-1620-MW57A-20220126	26 Jan 2022 16:30			27 Jan 2022 20:32	1
HS22011202-11	WG-1620-MW17-20220126	26 Jan 2022 17:20			27 Jan 2022 20:40	1
Batch ID: R401846 (0)	**Test Name :** LOW LEVEL VOLATILES BY SW8260C				**Matrix:** Groundwater	
HS22011202-09	WG-1620-MW18A-20220126	26 Jan 2022 15:40			08 Feb 2022 19:12	10
HS22011202-10	WG-1620-MW57A-20220126	26 Jan 2022 16:30			08 Feb 2022 18:49	1
HS22011202-11	WG-1620-MW17-20220126	26 Jan 2022 17:20			08 Feb 2022 19:35	10

WorkOrder: HS22011202
InstrumentID: ICPMS06
Test Code: ICP_TW
Test Number: SW6020A
Test Name: ICP-MS Metals by SW6020A

METHOD DETECTION / REPORTING LIMITS

Matrix: Aqueous **Units:** mg/L

Type	Analyte	CAS	DCS Spike	DCS	MDL	PQL
A	Arsenic	7440-38-2	0.00125	0.00112	0.000400	0.00200
A	Calcium	7440-70-2	0.0500	0.0394	0.0340	0.500
A	Iron	7439-89-6	0.0500	0.0481	0.0120	0.200
A	Magnesium	7439-95-4	0.0500	0.0509	0.0100	0.200
A	Manganese	7439-96-5	0.00250	0.00255	0.000700	0.00500
A	Potassium	7440-09-7	0.0500	0.0399	0.0180	0.200
A	Sodium	7440-23-5	0.0500	0.0338	0.0140	0.200

WorkOrder: HS22011202
InstrumentID: SV-7
Test Code: 8270_LOW_W
Test Number: SW8270
Test Name: Low-Level Semivolatiles by 8270D

METHOD DETECTION / REPORTING LIMITS

Matrix: Aqueous **Units:** mg/L

Type	Analyte	CAS	DCS Spike	DCS	MDL	PQL
A	1,2-Diphenylhydrazine	122-66-7	0.00010	0.000085	0.000021	0.00020
A	2,4-Dimethylphenol	105-67-9	0.00010	0.000087	0.000040	0.00020
A	2,4-Dinitrotoluene	121-14-2	0.00010	0.000079	0.000058	0.00020
A	2,6-Dinitrotoluene	606-20-2	0.00010	0.000086	0.000042	0.00020
A	2-Chloronaphthalene	91-58-7	0.00010	0.000083	0.000021	0.00020
A	2-Methylnaphthalene	91-57-6	0.000050	0.000047	0.000019	0.00010
A	4,6-Dinitro-2-methylphenol	534-52-1	0.00010	0.000080	0.000020	0.00020
A	4-Nitrophenol	100-02-7	0.00010	0.000070	0.000047	0.0010
A	Acenaphthene	83-32-9	0.000050	0.000044	0.000027	0.00010
A	Acenaphthylene	208-96-8	0.000050	0.000044	0.000015	0.00010
A	Anthracene	120-12-7	0.000050	0.000048	0.000014	0.00010
A	Benz(a)anthracene	56-55-3	0.000050	0.000053	0.000050	0.00010
A	Benzo(a)pyrene	50-32-8	0.000050	0.000048	0.000020	0.00010
A	Bis(2-chloroethoxy)methane	111-91-1	0.00010	0.000084	0.000030	0.00020
A	Bis(2-ethylhexyl)phthalate	117-81-7	0.00010	0.000089	0.000037	0.00020
A	Chrysene	218-01-9	0.000050	0.000050	0.000021	0.00010
A	Dibenzofuran	132-64-9	0.000050	0.000042	0.000020	0.00010
A	Di-n-butyl phthalate	84-74-2	0.00010	0.000097	0.000020	0.00020
A	Fluoranthene	206-44-0	0.000050	0.000053	0.000010	0.00010
A	Fluorene	86-73-7	0.000050	0.000045	0.000030	0.00010
A	Naphthalene	91-20-3	0.000050	0.000050	0.000020	0.00010
A	Nitrobenzene	98-95-3	0.00010	0.000096	0.000024	0.00020
A	N-Nitrosodiphenylamine	86-30-6	0.00010	0.000079	0.000025	0.00020
A	Pentachlorophenol	87-86-5	0.00010	0.000078	0.000079	0.00020
A	Phenanthrene	85-01-8	0.000050	0.000050	0.000021	0.00010
A	Phenol	108-95-2	0.00010	0.000081	0.000035	0.00020
A	Pyrene	129-00-0	0.000050	0.000048	0.000019	0.00010
S	2,4,6-Tribromophenol	118-79-6	0	0	0	0.00020
S	2-Fluorobiphenyl	321-60-8	0	0	0	0.00020
S	2-Fluorophenol	367-12-4	0	0	0	0.00020
S	4-Terphenyl-d14	1718-51-0	0	0	0	0.00020
S	Nitrobenzene-d5	4165-60-0	0	0	0	0.00020
S	Phenol-d6	13127-88-3	0	0	0	0.00020

WorkOrder: HS22011202
InstrumentID: VOA4
Test Code: 8260_LL_W
Test Number: SW8260
Test Name: Low Level Volatiles by SW8260C

METHOD DETECTION / REPORTING LIMITS

Matrix: Aqueous **Units:** mg/L

Type	Analyte	CAS	DCS Spike	DCS	MDL	PQL
A	1,2-Dichloroethane	107-06-2	0.00050	0.00077	0.00020	0.0010
A	Benzene	71-43-2	0.00050	0.00066	0.00020	0.0010
A	Chlorobenzene	108-90-7	0.0010	0.0011	0.00030	0.0010
A	Ethylbenzene	100-41-4	0.0010	0.0012	0.00030	0.0010
A	Methylene chloride	75-09-2	0.0020	0.0013	0.0010	0.0020
A	Toluene	108-88-3	0.00050	0.00069	0.00020	0.0010
A	Vinyl chloride	75-01-4	0.00050	0.00055	0.00020	0.0010
A	Xylenes, Total	1330-20-7	0.0010	0.0034	0.00030	0.0010
S	1,2-Dichloroethane-d4	17060-07-0	0	0	0	0.0010
S	4-Bromofluorobenzene	460-00-4	0	0	0	0.0010
S	Dibromofluoromethane	1868-53-7	0	0	0	0.0010
S	Toluene-d8	2037-26-5	0	0	0	0.0010

WorkOrder: HS22011202
InstrumentID: VOA7
Test Code: 8260_LL_W
Test Number: SW8260
Test Name: Low Level Volatiles by SW8260C

METHOD DETECTION / REPORTING LIMITS

Matrix: Aqueous **Units:** mg/L

Type	Analyte	CAS	DCS Spike	DCS	MDL	PQL
A	1,2-Dichloroethane	107-06-2	0.00050	0.00064	0.00020	0.0010
A	Benzene	71-43-2	0.00050	0.00054	0.00020	0.0010
A	Chlorobenzene	108-90-7	0.0010	0.0011	0.00030	0.0010
A	Ethylbenzene	100-41-4	0.0010	0.0010	0.00030	0.0010
A	Methylene chloride	75-09-2	0.0020	0.0011	0.0010	0.0020
A	Toluene	108-88-3	0.00050	0.00058	0.00020	0.0010
A	Xylenes, Total	1330-20-7	0.0010	0.0030	0.00030	0.0010
S	1,2-Dichloroethane-d4	17060-07-0	0	0	0	0.0010
S	4-Bromofluorobenzene	460-00-4	0	0	0	0.0010
S	Dibromofluoromethane	1868-53-7	0	0	0	0.0010
S	Toluene-d8	2037-26-5	0	0	0	0.0010

WorkOrder: HS22011202
InstrumentID: ICS2100
Test Code: 9056_anions_W
Test Number: SW9056
Test Name: Anions by SW9056A

METHOD DETECTION / REPORTING LIMITS

Matrix: Aqueous **Units:** mg/L

Type	Analyte	CAS	DCS Spike	DCS	MDL	PQL
A	Chloride	16887-00-6	0.500	0.473	0.200	0.500
A	Fluoride	16984-48-8	0.100	0.137	0.0500	0.100
A	Nitrogen, Nitrate (As N)	14797-55-8	0.100	0.149	0.0300	0.100
A	Nitrogen, Nitrite (As N)	7632-00-0	0.100	0.128	0.0300	0.100
A	Sulfate	14808-79-8	0.500	0.620	0.200	0.500
A	Nitrate/Nitrite (as N)	19559-59-2	0.100	0.128	0.0300	0.100

WorkOrder: HS22011202
InstrumentID: ManTech01
Test Code: ALK_W 2320B
Test Number: SM2320B
Test Name: Alkalinity by SM 2320B-2011

METHOD DETECTION / REPORTING LIMITS

Matrix: Aqueous **Units:** mg/L

Type	Analyte	CAS	DCS Spike	DCS	MDL	PQL
A	Alkalinity, Bicarbonate (As CaCO3)	ALK-Bicarb	5.00	5.38	5.00	5.00
A	Alkalinity, Carbonate (As CaCO3)	ALK-Carb	5.00	5.38	5.00	5.00
A	Alkalinity, Total (As CaCO3)	ALK	5.00	5.38	5.00	5.00

Client: Golder Associates Inc.
Project: Houston TX-Wood Preserving Works
WorkOrder: HS22011202

QC BATCH REPORT

Batch ID: 175147 (0) **Instrument: ICPMS06** **Method: ICP-MS METALS BY SW6020A**

MBLK Sample ID: **MBLK-175147** Units: **mg/L** Analysis Date: **08-Feb-2022 22:38**
Client ID: Run ID: **ICPMS06_401804** SeqNo: **6494852** PrepDate: **08-Feb-2022** DF: **1**

Analyte	Result	MQL	SPK Val	SPK Ref Value	%REC	Control Limit	RPD Ref Value	%RPD	RPD Limit	Qual
Arsenic	< 0.000400	0.00200								
Calcium	< 0.0340	0.500								
Iron	< 0.0120	0.200								
Magnesium	0.01968	0.200								J
Manganese	< 0.000700	0.00500								
Potassium	0.04413	0.200								J
Sodium	0.1091	0.200								J

LCS Sample ID: **LCS-175147** Units: **mg/L** Analysis Date: **08-Feb-2022 22:40**
Client ID: Run ID: **ICPMS06_401804** SeqNo: **6494853** PrepDate: **08-Feb-2022** DF: **1**

Analyte	Result	MQL	SPK Val	SPK Ref Value	%REC	Control Limit	RPD Ref Value	%RPD	RPD Limit	Qual
Arsenic	0.05336	0.00200	0.05	0	107	80 - 120				
Calcium	5.117	0.500	5	0	102	80 - 120				
Iron	5.138	0.200	5	0	103	80 - 120				
Magnesium	5.455	0.200	5	0	109	80 - 120				
Manganese	0.05261	0.00500	0.05	0	105	80 - 120				
Potassium	5.334	0.200	5	0	107	80 - 120				
Sodium	5.39	0.200	5	0	108	80 - 120				

MS Sample ID: **HS22011202-02MS** Units: **mg/L** Analysis Date: **08-Feb-2022 22:46**
Client ID: **WG-1620-MW65D-20220126** Run ID: **ICPMS06_401804** SeqNo: **6494856** PrepDate: **08-Feb-2022** DF: **1**

Analyte	Result	MQL	SPK Val	SPK Ref Value	%REC	Control Limit	RPD Ref Value	%RPD	RPD Limit	Qual
Arsenic	0.05676	0.00200	0.05	0.001344	111	80 - 120				
Calcium	29.58	0.500	5	23.66	119	80 - 120				O
Iron	5.372	0.200	5	0.09308	106	80 - 120				
Magnesium	11.28	0.200	5	5.767	110	80 - 120				
Manganese	0.07262	0.00500	0.05	0.01886	108	80 - 120				
Potassium	12.4	0.200	5	6.986	108	80 - 120				
Sodium	50.49	0.200	5	45.26	105	80 - 120				O

Client: Golder Associates Inc.
Project: Houston TX-Wood Preserving Works
WorkOrder: HS22011202

QC BATCH REPORT

Batch ID: 175147 (0) **Instrument:** ICPMS06 **Method:** ICP-MS METALS BY SW6020A

MSD Sample ID: **HS22011202-02MSD** Units: **mg/L** Analysis Date: **08-Feb-2022 22:48**
Client ID: **WG-1620-MW65D-20220126** Run ID: **ICPMS06_401804** SeqNo: **6494857** PrepDate: **08-Feb-2022** DF: **1**

Analyte	Result	MQL	SPK Val	SPK Ref Value	%REC	Control Limit	RPD Ref Value	%RPD	RPD Limit	Qual
Arsenic	0.05638	0.00200	0.05	0.001344	110	80 - 120	0.05676	0.673	20	
Calcium	29.89	0.500	5	23.66	125	80 - 120	29.58	1.02	20	SO
Iron	5.338	0.200	5	0.09308	105	80 - 120	5.372	0.643	20	
Magnesium	11.06	0.200	5	5.767	106	80 - 120	11.28	1.92	20	
Manganese	0.073	0.00500	0.05	0.01886	108	80 - 120	0.07262	0.533	20	
Potassium	12.16	0.200	5	6.986	103	80 - 120	12.4	1.95	20	
Sodium	49.63	0.200	5	45.26	87.5	80 - 120	50.49	1.71	20	O

PDS Sample ID: **HS22011202-02PDS** Units: **mg/L** Analysis Date: **08-Feb-2022 22:50**
Client ID: **WG-1620-MW65D-20220126** Run ID: **ICPMS06_401804** SeqNo: **6494858** PrepDate: **08-Feb-2022** DF: **1**

Analyte	Result	MQL	SPK Val	SPK Ref Value	%REC	Control Limit	RPD Ref Value	%RPD	RPD Limit	Qual
Arsenic	0.1194	0.00200	0.1	0.001344	118	75 - 125				
Calcium	34.85	0.500	10	23.66	112	75 - 125				
Iron	11.56	0.200	10	0.09308	115	75 - 125				
Magnesium	17.11	0.200	10	5.767	113	75 - 125				
Manganese	0.1339	0.00500	0.1	0.01886	115	75 - 125				
Potassium	17.7	0.200	10	6.986	107	75 - 125				
Sodium	53.36	0.200	10	45.26	81.0	75 - 125				O

SD Sample ID: **HS22011202-02SD** Units: **mg/L** Analysis Date: **08-Feb-2022 22:44**
Client ID: **WG-1620-MW65D-20220126** Run ID: **ICPMS06_401804** SeqNo: **6494855** PrepDate: **08-Feb-2022** DF: **5**

Analyte	Result	MQL	SPK Val	SPK Ref Value	%REC	Control Limit	RPD Ref Value	%D	%D Limit	Qual
Arsenic	< 0.00200	0.0100					0.001344	0	10	
Calcium	23.29	2.50					23.66	1.53	10	
Iron	< 0.0600	1.00					0.09308	0	10	
Magnesium	5.888	1.00					5.767	2.09	10	
Manganese	0.01835	0.0250					0.01886	0	10	J
Potassium	7.094	1.00					6.986	1.55	10	
Sodium	45.24	1.00					45.26	0.0375	10	

The following samples were analyzed in this batch:

HS22011202-02	HS22011202-03	HS22011202-04	HS22011202-05
HS22011202-06	HS22011202-07	HS22011202-08	HS22011202-09
HS22011202-10	HS22011202-11	HS22011202-12	

Client: Golder Associates Inc.
Project: Houston TX-Wood Preserving Works
WorkOrder: HS22011202

QC BATCH REPORT

Batch ID: 174940 (0) **Instrument: SV-7** **Method: LOW-LEVEL SEMIVOLATILES BY 8270D**

MBLK Sample ID: **MBLK-174940** Units: **ug/L** Analysis Date: **08-Feb-2022 11:06**
Client ID: Run ID: **SV-7_401822** SeqNo: **6494046** PrepDate: **01-Feb-2022** DF: **1**

Analyte	Result	MQL	SPK Val	SPK Ref Value	%REC	Control Limit	RPD Ref Value	%RPD	RPD Limit	Qual
1,2-Diphenylhydrazine	< 0.021	0.20								
2,4-Dimethylphenol	< 0.040	0.20								
2,4-Dinitrotoluene	< 0.058	0.20								
2,6-Dinitrotoluene	< 0.042	0.20								
2-Chloronaphthalene	< 0.021	0.20								
2-Methylnaphthalene	< 0.019	0.10								
4,6-Dinitro-2-methylphenol	< 0.020	0.20								
4-Nitrophenol	< 0.047	1.0								
Acenaphthene	< 0.027	0.10								
Acenaphthylene	< 0.015	0.10								
Anthracene	< 0.014	0.10								
Benz(a)anthracene	< 0.050	0.10								
Benzo(a)pyrene	< 0.020	0.10								
Bis(2-chloroethoxy)methane	< 0.030	0.20								
Bis(2-ethylhexyl)phthalate	< 0.037	0.20								
Chrysene	< 0.021	0.10								
Dibenzofuran	< 0.020	0.10								
Di-n-butyl phthalate	< 0.020	0.20								
Fluoranthene	< 0.010	0.10								
Fluorene	< 0.030	0.10								
Naphthalene	< 0.020	0.10								
Nitrobenzene	< 0.024	0.20								
N-Nitrosodiphenylamine	< 0.025	0.20								
Pentachlorophenol	< 0.079	0.20								
Phenanthrene	< 0.021	0.10								
Phenol	< 0.035	0.20								
Pyrene	< 0.019	0.10								
Surr: 2,4,6-Tribromophenol	*3.419*	*0.20*	*5*	*0*	*68.4*	*34 - 129*				
Surr: 2-Fluorobiphenyl	*3.951*	*0.20*	*5*	*0*	*79.0*	*40 - 125*				
Surr: 2-Fluorophenol	*3.614*	*0.20*	*5*	*0*	*72.3*	*20 - 120*				
Surr: 4-Terphenyl-d14	*4.546*	*0.20*	*5*	*0*	*90.9*	*40 - 135*				
Surr: Nitrobenzene-d5	*3.744*	*0.20*	*5*	*0*	*74.9*	*41 - 120*				
Surr: Phenol-d6	*3.395*	*0.20*	*5*	*0*	*67.9*	*20 - 120*				

Client: Golder Associates Inc.
Project: Houston TX-Wood Preserving Works
WorkOrder: HS22011202

QC BATCH REPORT

Batch ID: 174940 (0) **Instrument: SV-7** **Method: LOW-LEVEL SEMIVOLATILES BY 8270D**

LCS Sample ID: **LCS-174940** Units: **ug/L** Analysis Date: **08-Feb-2022 11:24**
Client ID: Run ID: **SV-7_401822** SeqNo: **6494047** PrepDate: **01-Feb-2022** DF: **1**

Analyte	Result	MQL	SPK Val	SPK Ref Value	%REC	Control Limit	RPD Ref Value	%RPD	RPD Limit	Qual
1,2-Diphenylhydrazine	4.38	0.20	5	0	87.6	39 - 127				
2,4-Dimethylphenol	3.238	0.20	5	0	64.8	35 - 120				
2,4-Dinitrotoluene	4.608	0.20	5	0	92.2	50 - 122				
2,6-Dinitrotoluene	4.352	0.20	5	0	87.0	50 - 120				
2-Chloronaphthalene	5.662	0.20	5	0	113	50 - 120				
2-Methylnaphthalene	4.067	0.10	5	0	81.3	50 - 120				
4,6-Dinitro-2-methylphenol	3.913	0.20	5	0	78.3	25 - 121				
4-Nitrophenol	4.574	1.0	5	0	91.5	30 - 130				
Acenaphthene	3.932	0.10	5	0	78.6	45 - 120				
Acenaphthylene	4.262	0.10	5	0	85.2	47 - 120				
Anthracene	4.355	0.10	5	0	87.1	45 - 120				
Benz(a)anthracene	4.395	0.10	5	0	87.9	40 - 120				
Benzo(a)pyrene	3.859	0.10	5	0	77.2	45 - 120				
Bis(2-chloroethoxy)methane	4.096	0.20	5	0	81.9	45 - 120				
Bis(2-ethylhexyl)phthalate	4.79	0.20	5	0	95.8	40 - 139				
Chrysene	4.255	0.10	5	0	85.1	43 - 120				
Dibenzofuran	4.235	0.10	5	0	84.7	50 - 120				
Di-n-butyl phthalate	4.659	0.20	5	0	93.2	45 - 123				
Fluoranthene	4.57	0.10	5	0	91.4	45 - 125				
Fluorene	4.253	0.10	5	0	85.1	49 - 120				
Naphthalene	3.944	0.10	5	0	78.9	45 - 120				
Nitrobenzene	3.911	0.20	5	0	78.2	44 - 120				
N-Nitrosodiphenylamine	4.35	0.20	5	0	87.0	40 - 125				
Pentachlorophenol	2.815	0.20	5	0	56.3	19 - 121				
Phenanthrene	4.225	0.10	5	0	84.5	45 - 121				
Phenol	4.267	0.20	5	0	85.3	20 - 124				
Pyrene	4.397	0.10	5	0	87.9	40 - 130				
Surr: 2,4,6-Tribromophenol	*4.479*	*0.20*	*5*	*0*	*89.6*	*34 - 129*				
Surr: 2-Fluorobiphenyl	*4.16*	*0.20*	*5*	*0*	*83.2*	*40 - 125*				
Surr: 2-Fluorophenol	*4.406*	*0.20*	*5*	*0*	*88.1*	*20 - 120*				
Surr: 4-Terphenyl-d14	*4.617*	*0.20*	*5*	*0*	*92.3*	*40 - 135*				
Surr: Nitrobenzene-d5	*3.946*	*0.20*	*5*	*0*	*78.9*	*41 - 120*				
Surr: Phenol-d6	*3.885*	*0.20*	*5*	*0*	*77.7*	*20 - 120*				

Client: Golder Associates Inc.
Project: Houston TX-Wood Preserving Works
WorkOrder: HS22011202

QC BATCH REPORT

Batch ID: **174940 (0)** **Instrument:** **SV-7** **Method:** **LOW-LEVEL SEMIVOLATILES BY 8270D**

MS Sample ID: **HS22011202-02MS** Units: **ug/L** Analysis Date: **11-Feb-2022 18:11**
Client ID: **WG-1620-MW65D-20220126** Run ID: **SV-7_402124** SeqNo: **6501260** PrepDate: **01-Feb-2022** DF: **1**

Analyte	Result	MQL	SPK Val	SPK Ref Value	%REC	Control Limit	RPD Ref Value	%RPD	RPD Limit	Qual
1,2-Diphenylhydrazine	4.168	0.20	5	0	83.4	39 - 127				
2,4-Dimethylphenol	4.019	0.20	5	0	80.4	35 - 120				
2,4-Dinitrotoluene	4.433	0.20	5	0	88.7	50 - 122				
2,6-Dinitrotoluene	4.211	0.20	5	0	84.2	50 - 120				
2-Chloronaphthalene	5.031	0.20	5	0	101	50 - 120				
2-Methylnaphthalene	3.787	0.10	5	0	75.7	50 - 120				
4,6-Dinitro-2-methylphenol	4.583	0.20	5	0	91.7	25 - 121				
4-Nitrophenol	2.549	1.0	5	0	51.0	30 - 130				
Acenaphthene	3.956	0.10	5	0	79.1	45 - 120				
Acenaphthylene	3.878	0.10	5	0	77.6	47 - 120				
Anthracene	4.231	0.10	5	0	84.6	45 - 120				
Benz(a)anthracene	4.948	0.10	5	0	99.0	40 - 120				
Benzo(a)pyrene	4.37	0.10	5	0	87.4	45 - 120				
Bis(2-chloroethoxy)methane	3.792	0.20	5	0	75.8	45 - 120				
Bis(2-ethylhexyl)phthalate	5.341	0.20	5	0	107	40 - 139				
Chrysene	4.925	0.10	5	0	98.5	43 - 120				
Dibenzofuran	3.86	0.10	5	0	77.2	50 - 120				
Di-n-butyl phthalate	4.951	0.20	5	0	99.0	45 - 123				
Fluoranthene	4.719	0.10	5	0	94.4	45 - 125				
Fluorene	3.926	0.10	5	0	78.5	49 - 120				
Naphthalene	3.684	0.10	5	0	73.7	45 - 120				
Nitrobenzene	4.427	0.20	5	0	88.5	44 - 120				
N-Nitrosodiphenylamine	4.19	0.20	5	0	83.8	40 - 125				
Pentachlorophenol	4.929	0.20	5	0	98.6	19 - 121				
Phenanthrene	4.212	0.10	5	0	84.2	45 - 121				
Phenol	3.807	0.20	5	0	76.1	20 - 124				
Pyrene	4.739	0.10	5	0	94.8	40 - 130				
Surr: 2,4,6-Tribromophenol	*4.334*	*0.20*	*5*	*0*	*86.7*	*34 - 129*				
Surr: 2-Fluorobiphenyl	*3.603*	*0.20*	*5*	*0*	*72.1*	*40 - 125*				
Surr: 2-Fluorophenol	*3.353*	*0.20*	*5*	*0*	*67.1*	*20 - 120*				
Surr: 4-Terphenyl-d14	*4.865*	*0.20*	*5*	*0*	*97.3*	*40 - 135*				
Surr: Nitrobenzene-d5	*4.348*	*0.20*	*5*	*0*	*87.0*	*41 - 120*				
Surr: Phenol-d6	*3.509*	*0.20*	*5*	*0*	*70.2*	*20 - 120*				

Client: Golder Associates Inc.
Project: Houston TX-Wood Preserving Works
WorkOrder: HS22011202

QC BATCH REPORT

Batch ID: 174940 (0) **Instrument: SV-7** **Method: LOW-LEVEL SEMIVOLATILES BY 8270D**

MS Sample ID: **HS22010941-05MS** Units: **ug/L** Analysis Date: **08-Feb-2022 17:13**
Client ID: Run ID: **SV-7_401822** SeqNo: **6494213** PrepDate: **01-Feb-2022** DF: **1**

Analyte	Result	MQL	SPK Val	SPK Ref Value	%REC	Control Limit	RPD Ref Value	%RPD	RPD Limit	Qual
1,2-Diphenylhydrazine	2.383	0.20	5	0	47.7	39 - 127				
2,4-Dimethylphenol	2.852	0.20	5	0	57.0	35 - 120				
2,4-Dinitrotoluene	3.566	0.20	5	0	71.3	50 - 122				
2,6-Dinitrotoluene	2.735	0.20	5	0	54.7	50 - 120				
2-Chloronaphthalene	2.874	0.20	5	0	57.5	50 - 120				
2-Methylnaphthalene	32.02	0.10	5	34.2	-43.7	50 - 120				SEO
4,6-Dinitro-2-methylphenol	3.915	0.20	5	0	78.3	25 - 121				
4-Nitrophenol	3.682	1.0	5	0	73.6	30 - 130				
Acenaphthene	2.074	0.10	5	0.05512	40.4	45 - 120				S
Acenaphthylene	2.116	0.10	5	0	42.3	47 - 120				S
Anthracene	3.102	0.10	5	0	62.0	45 - 120				
Benz(a)anthracene	4.791	0.10	5	0	95.8	40 - 120				
Benzo(a)pyrene	3.92	0.10	5	0	78.4	45 - 120				
Bis(2-chloroethoxy)methane	2.261	0.20	5	0	45.2	45 - 120				
Bis(2-ethylhexyl)phthalate	4.871	0.20	5	0	97.4	40 - 139				
Chrysene	4.406	0.10	5	0	88.1	43 - 120				
Dibenzofuran	2.143	0.10	5	0	42.9	50 - 120				S
Di-n-butyl phthalate	4.389	0.20	5	0	87.8	45 - 123				
Fluoranthene	4.308	0.10	5	0	86.2	45 - 125				
Fluorene	2.32	0.10	5	0.07359	44.9	49 - 120				S
Naphthalene	61.25	0.10	5	86.02	-496	45 - 120				SEO
Nitrobenzene	4.931	0.20	5	0	98.6	44 - 120				
N-Nitrosodiphenylamine	3.046	0.20	5	0	60.9	40 - 125				
Pentachlorophenol	4.609	0.20	5	0	92.2	19 - 121				
Phenanthrene	3.671	0.10	5	0.05305	72.4	45 - 121				
Phenol	2.142	0.20	5	0	42.8	20 - 124				
Pyrene	4.375	0.10	5	0	87.5	40 - 130				
Surr: 2,4,6-Tribromophenol	*3.683*	*0.20*	*5*	*0*	*73.7*	*34 - 129*				
Surr: 2-Fluorobiphenyl	*2.051*	*0.20*	*5*	*0*	*41.0*	*40 - 125*				
Surr: 2-Fluorophenol	*1.404*	*0.20*	*5*	*0*	*28.1*	*20 - 120*				
Surr: 4-Terphenyl-d14	*4.578*	*0.20*	*5*	*0*	*91.6*	*40 - 135*				
Surr: Nitrobenzene-d5	*2.181*	*0.20*	*5*	*0*	*43.6*	*41 - 120*				
Surr: Phenol-d6	*1.969*	*0.20*	*5*	*0*	*39.4*	*20 - 120*				

Client: Golder Associates Inc.
Project: Houston TX-Wood Preserving Works
WorkOrder: HS22011202

QC BATCH REPORT

Batch ID: 174940 (0) **Instrument:** SV-7 **Method:** LOW-LEVEL SEMIVOLATILES BY 8270D

MSD Sample ID: **HS22011202-02MSD** Units: **ug/L** Analysis Date: **11-Feb-2022 18:30**
Client ID: **WG-1620-MW65D-20220126** Run ID: **SV-7_402124** SeqNo: **6501261** PrepDate: **01-Feb-2022** DF: **1**

Analyte	Result	MQL	SPK Val	SPK Ref Value	%REC	Control Limit	RPD Ref Value	%RPD	RPD Limit	Qual
1,2-Diphenylhydrazine	3.951	0.20	5	0	79.0	39 - 127	4.168	5.35	20	
2,4-Dimethylphenol	3.865	0.20	5	0	77.3	35 - 120	4.019	3.9	20	
2,4-Dinitrotoluene	4.233	0.20	5	0	84.7	50 - 122	4.433	4.61	20	
2,6-Dinitrotoluene	4.026	0.20	5	0	80.5	50 - 120	4.211	4.49	20	
2-Chloronaphthalene	5.152	0.20	5	0	103	50 - 120	5.031	2.39	20	
2-Methylnaphthalene	3.59	0.10	5	0	71.8	50 - 120	3.787	5.34	20	
4,6-Dinitro-2-methylphenol	4.088	0.20	5	0	81.8	25 - 121	4.583	11.4	30	
4-Nitrophenol	3.084	1.0	5	0	61.7	30 - 130	2.549	19	20	
Acenaphthene	3.585	0.10	5	0	71.7	45 - 120	3.956	9.83	20	
Acenaphthylene	3.726	0.10	5	0	74.5	47 - 120	3.878	3.99	20	
Anthracene	3.926	0.10	5	0	78.5	45 - 120	4.231	7.47	20	
Benz(a)anthracene	4.196	0.10	5	0	83.9	40 - 120	4.948	16.4	20	
Benzo(a)pyrene	3.802	0.10	5	0	76.0	45 - 120	4.37	13.9	20	
Bis(2-chloroethoxy)methane	3.606	0.20	5	0	72.1	45 - 120	3.792	5.03	20	
Bis(2-ethylhexyl)phthalate	4.611	0.20	5	0	92.2	40 - 139	5.341	14.7	20	
Chrysene	4.214	0.10	5	0	84.3	43 - 120	4.925	15.5	20	
Dibenzofuran	3.704	0.10	5	0	74.1	50 - 120	3.86	4.1	20	
Di-n-butyl phthalate	4.299	0.20	5	0	86.0	45 - 123	4.951	14.1	20	
Fluoranthene	4.167	0.10	5	0	83.3	45 - 125	4.719	12.4	20	
Fluorene	3.78	0.10	5	0	75.6	49 - 120	3.926	3.79	20	
Naphthalene	3.543	0.10	5	0	70.9	45 - 120	3.684	3.88	20	
Nitrobenzene	3.619	0.20	5	0	72.4	44 - 120	4.427	20.1	20	R
N-Nitrosodiphenylamine	4.064	0.20	5	0	81.3	40 - 125	4.19	3.06	20	
Pentachlorophenol	4.229	0.20	5	0	84.6	19 - 121	4.929	15.3	20	
Phenanthrene	4.04	0.10	5	0	80.8	45 - 121	4.212	4.17	20	
Phenol	3.76	0.20	5	0	75.2	20 - 124	3.807	1.24	20	
Pyrene	4.185	0.10	5	0	83.7	40 - 130	4.739	12.4	20	
Surr: 2,4,6-Tribromophenol	*4.391*	*0.20*	*5*	*0*	*87.8*	*34 - 129*	*4.334*	*1.31*	*20*	
Surr: 2-Fluorobiphenyl	*3.649*	*0.20*	*5*	*0*	*73.0*	*40 - 125*	*3.603*	*1.27*	*20*	
Surr: 2-Fluorophenol	*4.044*	*0.20*	*5*	*0*	*80.9*	*20 - 120*	*3.353*	*18.7*	*20*	
Surr: 4-Terphenyl-d14	*4.422*	*0.20*	*5*	*0*	*88.4*	*40 - 135*	*4.865*	*9.53*	*20*	
Surr: Nitrobenzene-d5	*3.665*	*0.20*	*5*	*0*	*73.3*	*41 - 120*	*4.348*	*17*	*20*	
Surr: Phenol-d6	*3.385*	*0.20*	*5*	*0*	*67.7*	*20 - 120*	*3.509*	*3.59*	*20*	

Client: Golder Associates Inc.
Project: Houston TX-Wood Preserving Works
WorkOrder: HS22011202

QC BATCH REPORT

Batch ID: 174940 (0) **Instrument: SV-7** **Method: LOW-LEVEL SEMIVOLATILES BY 8270D**

MSD Sample ID: **HS22010941-05MSD** Units: **ug/L** Analysis Date: **07-Feb-2022 19:56**
Client ID: Run ID: **SV-7_401741** SeqNo: **6494107** PrepDate: **01-Feb-2022** DF: **1**

Analyte	Result	MQL	SPK Val	SPK Ref Value	%REC	Control Limit	RPD Ref Value	%RPD	RPD Limit	Qual
1,2-Diphenylhydrazine	2.357	0.20	5	0	47.1	39 - 127	2.383	1.11	20	
2,4-Dimethylphenol	2.516	0.20	5	0	50.3	35 - 120	2.852	12.5	20	
2,4-Dinitrotoluene	3.486	0.20	5	0	69.7	50 - 122	3.566	2.26	20	
2,6-Dinitrotoluene	2.527	0.20	5	0	50.5	50 - 120	2.735	7.91	20	
2-Chloronaphthalene	2.178	0.20	5	0	43.6	50 - 120	2.874	27.5	20	SR
2-Methylnaphthalene	28.11	0.10	5	34.2	-122	50 - 120	32.02	13	20	SEO
4,6-Dinitro-2-methylphenol	4.063	0.20	5	0	81.3	25 - 121	3.915	3.72	30	
4-Nitrophenol	3.789	1.0	5	0	75.8	30 - 130	3.682	2.88	20	
Acenaphthene	2.039	0.10	5	0.05512	39.7	45 - 120	2.074	1.74	20	S
Acenaphthylene	2.128	0.10	5	0	42.6	47 - 120	2.116	0.535	20	S
Anthracene	3.477	0.10	5	0	69.5	45 - 120	3.102	11.4	20	
Benz(a)anthracene	3.899	0.10	5	0	78.0	40 - 120	4.791	20.5	20	R
Benzo(a)pyrene	3.887	0.10	5	0	77.7	45 - 120	3.92	0.837	20	
Bis(2-chloroethoxy)methane	1.995	0.20	5	0	39.9	45 - 120	2.261	12.5	20	S
Bis(2-ethylhexyl)phthalate	4.778	0.20	5	0	95.6	40 - 139	4.871	1.92	20	
Chrysene	4.881	0.10	5	0	97.6	43 - 120	4.406	10.2	20	
Dibenzofuran	2.093	0.10	5	0	41.9	50 - 120	2.143	2.34	20	S
Di-n-butyl phthalate	4.448	0.20	5	0	89.0	45 - 123	4.389	1.34	20	
Fluoranthene	4.337	0.10	5	0	86.7	45 - 125	4.308	0.655	20	
Fluorene	2.307	0.10	5	0.07359	44.7	49 - 120	2.32	0.545	20	S
Naphthalene	59.48	0.10	5	86.02	-531	45 - 120	61.25	2.93	20	SEO
Nitrobenzene	3.156	0.20	5	0	63.1	44 - 120	4.931	43.9	20	R
N-Nitrosodiphenylamine	2.605	0.20	5	0	52.1	40 - 125	3.046	15.6	20	
Pentachlorophenol	4.579	0.20	5	0	91.6	19 - 121	4.609	0.645	20	
Phenanthrene	3.364	0.10	5	0.05305	66.2	45 - 121	3.671	8.7	20	
Phenol	2.022	0.20	5	0	40.4	20 - 124	2.142	5.75	20	
Pyrene	4.163	0.10	5	0	83.3	40 - 130	4.375	4.98	20	
Surr: 2,4,6-Tribromophenol	*3.574*	*0.20*	*5*	*0*	*71.5*	*34 - 129*	*3.683*	*2.98*	*20*	
Surr: 2-Fluorobiphenyl	*2.012*	*0.20*	*5*	*0*	*40.2*	*40 - 125*	*2.051*	*1.93*	*20*	
Surr: 2-Fluorophenol	*1.171*	*0.20*	*5*	*0*	*23.4*	*20 - 120*	*1.404*	*18.1*	*20*	
Surr: 4-Terphenyl-d14	*4.259*	*0.20*	*5*	*0*	*85.2*	*40 - 135*	*4.578*	*7.22*	*20*	
Surr: Nitrobenzene-d5	*2.722*	*0.20*	*5*	*0*	*54.4*	*41 - 120*	*2.181*	*22.1*	*20*	R
Surr: Phenol-d6	*1.769*	*0.20*	*5*	*0*	*35.4*	*20 - 120*	*1.969*	*10.7*	*20*	

Client: Golder Associates Inc.
Project: Houston TX-Wood Preserving Works
WorkOrder: HS22011202

QC BATCH REPORT

Batch ID: 174940 (0) **Instrument:** SV-7 **Method:** LOW-LEVEL SEMIVOLATILES BY 8270D

The following samples were analyzed in this batch:

HS22011202-02	HS22011202-03	HS22011202-04	HS22011202-05
HS22011202-06	HS22011202-07	HS22011202-08	HS22011202-09
HS22011202-10	HS22011202-11	HS22011202-12	

Client: Golder Associates Inc.
Project: Houston TX-Wood Preserving Works
WorkOrder: HS22011202

QC BATCH REPORT

Batch ID: R401355 (0) **Instrument:** VOA4 **Method:** LOW LEVEL VOLATILES BY SW8260C

MBLK Sample ID: **VBLKW-220131** Units: **ug/L** Analysis Date: **31-Jan-2022 22:33**
Client ID: Run ID: **VOA4_401355** SeqNo: **6484292** PrepDate: DF: **1**

Analyte	Result	MQL	SPK Val	SPK Ref Value	%REC	Control Limit	RPD Ref Value	%RPD	RPD Limit	Qual
1,2-Dichloroethane	< 0.20	1.0								
Benzene	< 0.20	1.0								
Chlorobenzene	< 0.30	1.0								
Ethylbenzene	< 0.30	1.0								
Methylene chloride	< 1.0	2.0								
Toluene	< 0.20	1.0								
Vinyl chloride	< 0.20	1.0								
Xylenes, Total	< 0.30	1.0								
Surr: 1,2-Dichloroethane-d4	*57.05*	*1.0*	*50*	*0*	*114*	*70 - 123*				
Surr: 4-Bromofluorobenzene	*49.16*	*1.0*	*50*	*0*	*98.3*	*77 - 113*				
Surr: Dibromofluoromethane	*52.15*	*1.0*	*50*	*0*	*104*	*73 - 126*				
Surr: Toluene-d8	*51.96*	*1.0*	*50*	*0*	*104*	*81 - 120*				

LCS Sample ID: **VLCSW-220131** Units: **ug/L** Analysis Date: **31-Jan-2022 21:49**
Client ID: Run ID: **VOA4_401355** SeqNo: **6484291** PrepDate: DF: **1**

Analyte	Result	MQL	SPK Val	SPK Ref Value	%REC	Control Limit	RPD Ref Value	%RPD	RPD Limit	Qual
1,2-Dichloroethane	17.65	1.0	20	0	88.3	70 - 124				
Benzene	20.25	1.0	20	0	101	74 - 120				
Chlorobenzene	16.78	1.0	20	0	83.9	76 - 113				
Ethylbenzene	18.19	1.0	20	0	91.0	77 - 117				
Methylene chloride	21.75	2.0	20	0	109	70 - 127				
Toluene	20.89	1.0	20	0	104	77 - 118				
Vinyl chloride	20.55	1.0	20	0	103	70 - 130				
Xylenes, Total	62.97	1.0	60	0	105	75 - 122				
Surr: 1,2-Dichloroethane-d4	*55.64*	*1.0*	*50*	*0*	*111*	*70 - 123*				
Surr: 4-Bromofluorobenzene	*50.07*	*1.0*	*50*	*0*	*100*	*77 - 113*				
Surr: Dibromofluoromethane	*52.24*	*1.0*	*50*	*0*	*104*	*73 - 126*				
Surr: Toluene-d8	*51.04*	*1.0*	*50*	*0*	*102*	*81 - 120*				

Client: Golder Associates Inc.
Project: Houston TX-Wood Preserving Works
WorkOrder: HS22011202

QC BATCH REPORT

Batch ID: R401355 (0) **Instrument:** VOA4 **Method:** LOW LEVEL VOLATILES BY SW8260C

MS Sample ID: **HS22011202-02MS** Units: **ug/L** Analysis Date: **01-Feb-2022 00:47**
Client ID: **WG-1620-MW65D-20220126** Run ID: **VOA4_401355** SeqNo: **6484274** PrepDate: DF: **1**

Analyte	Result	MQL	SPK Val	SPK Ref Value	%REC	Control Limit	RPD Ref Value	%RPD	RPD Limit	Qual
1,2-Dichloroethane	11.63	1.0	10	0	116	70 - 127				
Benzene	10.64	1.0	10	0	106	70 - 127				
Chlorobenzene	9.184	1.0	10	0	91.8	70 - 114				
Ethylbenzene	8.971	1.0	10	0	89.7	70 - 124				
Methylene chloride	11.7	2.0	10	0	117	70 - 128				
Toluene	9.386	1.0	10	0	93.9	70 - 123				
Vinyl chloride	11.17	1.0	10	0	112	70 - 130				
Xylenes, Total	30.57	1.0	30	0	102	70 - 130				
Surr: 1,2-Dichloroethane-d4	*56.19*	*1.0*	*50*	*0*	*112*	*70 - 126*				
Surr: 4-Bromofluorobenzene	*50.31*	*1.0*	*50*	*0*	*101*	*77 - 113*				
Surr: Dibromofluoromethane	*51.87*	*1.0*	*50*	*0*	*104*	*77 - 123*				
Surr: Toluene-d8	*51.26*	*1.0*	*50*	*0*	*103*	*82 - 127*				

MSD Sample ID: **HS22011202-02MSD** Units: **ug/L** Analysis Date: **01-Feb-2022 01:09**
Client ID: **WG-1620-MW65D-20220126** Run ID: **VOA4_401355** SeqNo: **6484275** PrepDate: DF: **1**

Analyte	Result	MQL	SPK Val	SPK Ref Value	%REC	Control Limit	RPD Ref Value	%RPD	RPD Limit	Qual
1,2-Dichloroethane	11.28	1.0	10	0	113	70 - 127	11.63	3.05	20	
Benzene	10.32	1.0	10	0	103	70 - 127	10.64	3.11	20	
Chlorobenzene	8.781	1.0	10	0	87.8	70 - 114	9.184	4.49	20	
Ethylbenzene	8.523	1.0	10	0	85.2	70 - 124	8.971	5.13	20	
Methylene chloride	11.97	2.0	10	0	120	70 - 128	11.7	2.26	20	
Toluene	9.37	1.0	10	0	93.7	70 - 123	9.386	0.173	20	
Vinyl chloride	11.13	1.0	10	0	111	70 - 130	11.17	0.332	20	
Xylenes, Total	30.1	1.0	30	0	100	70 - 130	30.57	1.57	20	
Surr: 1,2-Dichloroethane-d4	*56.74*	*1.0*	*50*	*0*	*113*	*70 - 126*	*56.19*	*0.97*	*20*	
Surr: 4-Bromofluorobenzene	*50.79*	*1.0*	*50*	*0*	*102*	*77 - 113*	*50.31*	*0.955*	*20*	
Surr: Dibromofluoromethane	*51.68*	*1.0*	*50*	*0*	*103*	*77 - 123*	*51.87*	*0.375*	*20*	
Surr: Toluene-d8	*52.32*	*1.0*	*50*	*0*	*105*	*82 - 127*	*51.26*	*2.04*	*20*	

The following samples were analyzed in this batch:

HS22011202-01	HS22011202-02	HS22011202-03	HS22011202-04
HS22011202-05	HS22011202-06	HS22011202-07	HS22011202-08
HS22011202-09	HS22011202-11	HS22011202-12	

Client: Golder Associates Inc.
Project: Houston TX-Wood Preserving Works
WorkOrder: HS22011202

QC BATCH REPORT

Batch ID: R401846 (0) **Instrument:** VOA7 **Method:** LOW LEVEL VOLATILES BY SW8260C

MBLK Sample ID: **VBLKW-220208** Units: **ug/L** Analysis Date: **08-Feb-2022 12:20**
Client ID: Run ID: **VOA7_401846** SeqNo: **6494655** PrepDate: DF: **1**

Analyte	Result	MQL	SPK Val	SPK Ref Value	%REC	Control Limit	RPD Ref Value	%RPD	RPD Limit	Qual
1,2-Dichloroethane	< 0.20	1.0								
Benzene	< 0.20	1.0								
Chlorobenzene	< 0.30	1.0								
Ethylbenzene	< 0.30	1.0								
Methylene chloride	< 1.0	2.0								
Toluene	< 0.20	1.0								
Xylenes, Total	< 0.30	1.0								
Surr: 1,2-Dichloroethane-d4	*50.08*	*1.0*	*50*	*0*	*100*	*70 - 123*				
Surr: 4-Bromofluorobenzene	*46.41*	*1.0*	*50*	*0*	*92.8*	*77 - 113*				
Surr: Dibromofluoromethane	*49.15*	*1.0*	*50*	*0*	*98.3*	*73 - 126*				
Surr: Toluene-d8	*51.3*	*1.0*	*50*	*0*	*103*	*81 - 120*				

LCS Sample ID: **VLCSW-220208** Units: **ug/L** Analysis Date: **08-Feb-2022 11:38**
Client ID: Run ID: **VOA7_401846** SeqNo: **6494654** PrepDate: DF: **1**

Analyte	Result	MQL	SPK Val	SPK Ref Value	%REC	Control Limit	RPD Ref Value	%RPD	RPD Limit	Qual
1,2-Dichloroethane	19.99	1.0	20	0	100.0	70 - 124				
Benzene	19.92	1.0	20	0	99.6	74 - 120				
Chlorobenzene	20.02	1.0	20	0	100	76 - 113				
Ethylbenzene	20.52	1.0	20	0	103	77 - 117				
Methylene chloride	23.81	2.0	20	0	119	70 - 127				
Toluene	20.06	1.0	20	0	100	77 - 118				
Xylenes, Total	60.4	1.0	60	0	101	75 - 122				
Surr: 1,2-Dichloroethane-d4	*35.41*	*1.0*	*50*	*0*	*70.8*	*70 - 123*				
Surr: 4-Bromofluorobenzene	*50.05*	*1.0*	*50*	*0*	*100*	*77 - 113*				
Surr: Dibromofluoromethane	*48.43*	*1.0*	*50*	*0*	*96.9*	*73 - 126*				
Surr: Toluene-d8	*50.42*	*1.0*	*50*	*0*	*101*	*81 - 120*				

Client: Golder Associates Inc.
Project: Houston TX-Wood Preserving Works
WorkOrder: HS22011202

QC BATCH REPORT

Batch ID: R401846 (0) **Instrument:** VOA7 **Method:** LOW LEVEL VOLATILES BY SW8260C

MS Sample ID: **HS22011211-10MS** Units: **ug/L** Analysis Date: **08-Feb-2022 16:43**
Client ID: Run ID: **VOA7_401846** SeqNo: **6494667** PrepDate: DF: **1**

Analyte	Result	MQL	SPK Val	SPK Ref Value	%REC	Control Limit	RPD Ref Value	%RPD	RPD Limit	Qual
1,2-Dichloroethane	19.17	1.0	20	0	95.8	70 - 127				
Benzene	19.88	1.0	20	0	99.4	70 - 127				
Chlorobenzene	20.16	1.0	20	0	101	70 - 114				
Ethylbenzene	20.47	1.0	20	0	102	70 - 124				
Methylene chloride	20.17	2.0	20	0	101	70 - 128				
Toluene	20.32	1.0	20	0	102	70 - 123				
Xylenes, Total	60.31	1.0	60	0	101	70 - 130				
Surr: 1,2-Dichloroethane-d4	*50.88*	*1.0*	*50*	*0*	*102*	*70 - 126*				
Surr: 4-Bromofluorobenzene	*49.38*	*1.0*	*50*	*0*	*98.8*	*77 - 113*				
Surr: Dibromofluoromethane	*49.21*	*1.0*	*50*	*0*	*98.4*	*77 - 123*				
Surr: Toluene-d8	*51.15*	*1.0*	*50*	*0*	*102*	*82 - 127*				

MSD Sample ID: **HS22011211-10MSD** Units: **ug/L** Analysis Date: **08-Feb-2022 17:04**
Client ID: Run ID: **VOA7_401846** SeqNo: **6494668** PrepDate: DF: **1**

Analyte	Result	MQL	SPK Val	SPK Ref Value	%REC	Control Limit	RPD Ref Value	%RPD	RPD Limit	Qual
1,2-Dichloroethane	18.49	1.0	20	0	92.4	70 - 127	19.17	3.6	20	
Benzene	18.86	1.0	20	0	94.3	70 - 127	19.88	5.29	20	
Chlorobenzene	19.19	1.0	20	0	96.0	70 - 114	20.16	4.89	20	
Ethylbenzene	19.81	1.0	20	0	99.1	70 - 124	20.47	3.25	20	
Methylene chloride	19.71	2.0	20	0	98.5	70 - 128	20.17	2.29	20	
Toluene	19.05	1.0	20	0	95.3	70 - 123	20.32	6.43	20	
Xylenes, Total	57.16	1.0	60	0	95.3	70 - 130	60.31	5.37	20	
Surr: 1,2-Dichloroethane-d4	*51.15*	*1.0*	*50*	*0*	*102*	*70 - 126*	*50.88*	*0.527*	*20*	
Surr: 4-Bromofluorobenzene	*49.14*	*1.0*	*50*	*0*	*98.3*	*77 - 113*	*49.38*	*0.489*	*20*	
Surr: Dibromofluoromethane	*49.18*	*1.0*	*50*	*0*	*98.4*	*77 - 123*	*49.21*	*0.05*	*20*	
Surr: Toluene-d8	*50.5*	*1.0*	*50*	*0*	*101*	*82 - 127*	*51.15*	*1.29*	*20*	

The following samples were analyzed in this batch: HS22011202-09 HS22011202-10 HS22011202-11

Client: Golder Associates Inc.
Project: Houston TX-Wood Preserving Works
WorkOrder: HS22011202

QC BATCH REPORT

Batch ID: R401501 (0) **Instrument:** ManTech01 **Method:** ALKALINITY BY SM 2320B-2011

MBLK Sample ID: **WBLKW2-220202** Units: **mg/L** Analysis Date: **02-Feb-2022 22:31**
Client ID: Run ID: **ManTech01_401501** SeqNo: **6487546** PrepDate: DF: **1**

Analyte	Result	MQL	SPK Val	SPK Ref Value	%REC	Control Limit	RPD Ref Value	%RPD	RPD Limit	Qual
Alkalinity, Bicarbonate (As CaCO3)	< 5.00	5.00								
Alkalinity, Carbonate (As CaCO3)	< 5.00	5.00								
Alkalinity, Total (As CaCO3)	< 5.00	5.00								

LCS Sample ID: **LCS2-220202** Units: **mg/L** Analysis Date: **02-Feb-2022 21:53**
Client ID: Run ID: **ManTech01_401501** SeqNo: **6487541** PrepDate: DF: **1**

Analyte	Result	MQL	SPK Val	SPK Ref Value	%REC	Control Limit	RPD Ref Value	%RPD	RPD Limit	Qual
Alkalinity, Carbonate (As CaCO3)	997.5	5.00	1000	0	99.8	85 - 115				
Alkalinity, Total (As CaCO3)	1014	5.00	1000	0	101	85 - 115				

LCSD Sample ID: **LCSD2-220202** Units: **mg/L** Analysis Date: **02-Feb-2022 22:01**
Client ID: Run ID: **ManTech01_401501** SeqNo: **6487542** PrepDate: DF: **1**

Analyte	Result	MQL	SPK Val	SPK Ref Value	%REC	Control Limit	RPD Ref Value	%RPD	RPD Limit	Qual
Alkalinity, Carbonate (As CaCO3)	991.1	5.00	1000	0	99.1	85 - 115	997.5	0.645	20	
Alkalinity, Total (As CaCO3)	1014	5.00	1000	0	101	85 - 115	1014	0.0582	20	

DUP Sample ID: **HS22011074-04DUP** Units: **mg/L** Analysis Date: **02-Feb-2022 22:37**
Client ID: Run ID: **ManTech01_401501** SeqNo: **6487547** PrepDate: DF: **1**

Analyte	Result	MQL	SPK Val	SPK Ref Value	%REC	Control Limit	RPD Ref Value	%RPD	RPD Limit	Qual
Alkalinity, Bicarbonate (As CaCO3)	326.1	5.00					321.4	1.47	20	
Alkalinity, Carbonate (As CaCO3)	< 5.00	5.00					0	0	20	
Alkalinity, Total (As CaCO3)	326.1	5.00					321.4	1.47	20	

The following samples were analyzed in this batch: HS22011202-07 HS22011202-08 HS22011202-09 HS22011202-10 HS22011202-11

Client: Golder Associates Inc.
Project: Houston TX-Wood Preserving Works
WorkOrder: HS22011202

QC BATCH REPORT

Batch ID: R401813 (0) **Instrument:** ICS2100 **Method:** ANIONS BY SW9056A

MBLK Sample ID: **MBLK** Units: **mg/L** Analysis Date: **27-Jan-2022 18:00**
Client ID: Run ID: **ICS2100_401813** SeqNo: **6493747** PrepDate: DF: **1**

Analyte	Result	MQL	SPK Val	SPK Ref Value	%REC	Control Limit	RPD Ref Value	%RPD	RPD Limit	Qual
Chloride	< 0.200	0.500								
Fluoride	< 0.0500	0.100								
Nitrogen, Nitrate (As N)	< 0.0300	0.100								
Nitrogen, Nitrite (As N)	< 0.0300	0.100								
Sulfate	< 0.200	0.500								
Nitrate/Nitrite (as N)	< 0.0300	0.100								

LCS Sample ID: **LCS** Units: **mg/L** Analysis Date: **27-Jan-2022 18:20**
Client ID: Run ID: **ICS2100_401813** SeqNo: **6493748** PrepDate: DF: **1**

Analyte	Result	MQL	SPK Val	SPK Ref Value	%REC	Control Limit	RPD Ref Value	%RPD	RPD Limit	Qual
Chloride	19.9	0.500	20	0	99.5	80 - 120				
Fluoride	4.059	0.100	4	0	101	80 - 120				
Nitrogen, Nitrate (As N)	3.904	0.100	4	0	97.6	80 - 120				
Nitrogen, Nitrite (As N)	4.339	0.100	4	0	108	80 - 120				
Sulfate	19.62	0.500	20	0	98.1	80 - 120				
Nitrate/Nitrite (as N)	8.243	0.100	8	0	103	80 - 120				

MS Sample ID: **HS22011202-07MS** Units: **mg/L** Analysis Date: **27-Jan-2022 20:01**
Client ID: **WG-1620-MW03-20220126** Run ID: **ICS2100_401813** SeqNo: **6493752** PrepDate: DF: **1**

Analyte	Result	MQL	SPK Val	SPK Ref Value	%REC	Control Limit	RPD Ref Value	%RPD	RPD Limit	Qual
Chloride	13.74	0.500	10	3.694	100	80 - 120				
Fluoride	1.946	0.100	2	0.0452	95.0	80 - 120				
Nitrogen, Nitrate (As N)	2.399	0.100	2	0.4493	97.5	80 - 120				
Nitrogen, Nitrite (As N)	2.159	0.100	2	0	108	80 - 120				
Sulfate	14.08	0.500	10	3.973	101	80 - 120				
Nitrate/Nitrite (as N)	4.557	0.100	4	0.4493	103	80 - 120				

Client: Golder Associates Inc.
Project: Houston TX-Wood Preserving Works
WorkOrder: HS22011202

QC BATCH REPORT

Batch ID: **R401813 (0)** **Instrument:** **ICS2100** **Method:** **ANIONS BY SW9056A**

MSD Sample ID: **HS22011202-07MSD** Units: **mg/L** Analysis Date: **27-Jan-2022 20:09**
Client ID: **WG-1620-MW03-20220126** Run ID: **ICS2100_401813** SeqNo: **6493753** PrepDate: DF: **1**

Analyte	Result	MQL	SPK Val	SPK Ref Value	%REC	Control Limit	RPD Ref Value	%RPD	RPD Limit	Qual
Chloride	13.8	0.500	10	3.694	101	80 - 120	13.74	0.443	20	
Fluoride	1.952	0.100	2	0.0452	95.3	80 - 120	1.946	0.318	20	
Nitrogen, Nitrate (As N)	2.393	0.100	2	0.4493	97.2	80 - 120	2.399	0.246	20	
Nitrogen, Nitrite (As N)	2.174	0.100	2	0	109	80 - 120	2.159	0.734	20	
Sulfate	13.59	0.500	10	3.973	96.1	80 - 120	14.08	3.57	20	
Nitrate/Nitrite (as N)	4.567	0.100	4	0.4493	103	80 - 120	4.557	0.219	20	

The following samples were analyzed in this batch: HS22011202-07 HS22011202-08 HS22011202-09 HS22011202-10 HS22011202-11

Client: Golder Associates Inc.
Project: Houston TX-Wood Preserving Works
WorkOrder: **HS22011202**

QUALIFIERS, ACRONYMS, UNITS

Qualifier	Description
*	Value exceeds Regulatory Limit
a	Not accredited
B	Analyte detected in the associated Method Blank above the Reporting Limit
E	Value above quantitation range
H	Analyzed outside of Holding Time
J	Analyte detected below quantitation limit
M	Manually integrated, see raw data for justification
n	Not offered for accreditation
ND	Not Detected at the Reporting Limit
O	Sample amount is > 4 times amount spiked
P	Dual Column results percent difference > 40%
R	RPD above laboratory control limit
S	Spike Recovery outside laboratory control limits
U	Analyzed but not detected above the MDL/SDL

Acronym	Description
DCS	Detectability Check Study
DUP	Method Duplicate
LCS	Laboratory Control Sample
LCSD	Laboratory Control Sample Duplicate
MBLK	Method Blank
MDL	Method Detection Limit
MQL	Method Quantitation Limit
MS	Matrix Spike
MSD	Matrix Spike Duplicate
PDS	Post Digestion Spike
PQL	Practical Quantitaion Limit
SD	Serial Dilution
SDL	Sample Detection Limit
TRRP	Texas Risk Reduction Program

Unit Reported	Description
mg/L	Milligrams per Liter

CERTIFICATIONS,ACCREDITATIONS & LICENSES

Agency	Number	Expire Date
Arkansas	21-022-0	26-Mar-2022
Florida	E87611-33	30-Jun-2022
Illinois	2000322021-7	09-May-2022
Kansas	E-10352 2021-2022	31-Jul-2022
Kentucky	123043, 2021-2022	30-Apr-2022
Louisiana	03087, 2021-2022	30-Jun-2022
Texas	T104704231-21-28	30-Apr-2022

Client: Golder Associates Inc.
Project: Houston TX-Wood Preserving Works
Work Order: HS22011202

SAMPLE TRACKING

Lab Samp ID	Client Sample ID	Action	Date	Person	New Location
HS22011202-01	WQ-1620-TB10-20220126	Login	1/27/2022 2:12:45 PM	NDR	VOA232
HS22011202-02	WG-1620-MW65D-20220126	Login	1/27/2022 2:12:45 PM	NDR	MET042
HS22011202-02	WG-1620-MW65D-20220126	Login	1/27/2022 2:12:45 PM	NDR	EXT097
HS22011202-02	WG-1620-MW65D-20220126	Login	1/27/2022 2:12:45 PM	NDR	VOA232
HS22011202-03	WG-1620-MW66D-20220126	Login	1/27/2022 2:12:45 PM	NDR	MET042
HS22011202-03	WG-1620-MW66D-20220126	Login	1/27/2022 2:12:45 PM	NDR	EXT097
HS22011202-03	WG-1620-MW66D-20220126	Login	1/27/2022 2:12:45 PM	NDR	VOA232
HS22011202-04	WG-1620-MW59D-20220126	Login	1/27/2022 2:12:45 PM	NDR	MET042
HS22011202-04	WG-1620-MW59D-20220126	Login	1/27/2022 2:12:45 PM	NDR	EXT097
HS22011202-04	WG-1620-MW59D-20220126	Login	1/27/2022 2:12:45 PM	NDR	VOA232
HS22011202-05	WG-1620-FD06-20220126	Login	1/27/2022 2:12:45 PM	NDR	MET042
HS22011202-05	WG-1620-FD06-20220126	Login	1/27/2022 2:12:45 PM	NDR	EXT097
HS22011202-05	WG-1620-FD06-20220126	Login	1/27/2022 2:12:45 PM	NDR	VOA232
HS22011202-06	WG-1620-MW36D-20220126	Login	1/27/2022 2:12:45 PM	NDR	MET042
HS22011202-06	WG-1620-MW36D-20220126	Login	1/27/2022 2:12:45 PM	NDR	EXT097
HS22011202-06	WG-1620-MW36D-20220126	Login	1/27/2022 2:12:45 PM	NDR	VOA232
HS22011202-07	WG-1620-MW03-20220126	Login	1/27/2022 2:12:45 PM	NDR	MET042
HS22011202-07	WG-1620-MW03-20220126	Login	1/27/2022 2:12:45 PM	NDR	WET037
HS22011202-07	WG-1620-MW03-20220126	Login	1/27/2022 2:12:45 PM	NDR	EXT097
HS22011202-07	WG-1620-MW03-20220126	Login	1/27/2022 2:12:45 PM	NDR	VOA232
HS22011202-08	WG-1620-MW58A-20220126	Login	1/27/2022 2:12:45 PM	NDR	MET042
HS22011202-08	WG-1620-MW58A-20220126	Login	1/27/2022 2:12:45 PM	NDR	WET037
HS22011202-08	WG-1620-MW58A-20220126	Login	1/27/2022 2:12:45 PM	NDR	EXT097
HS22011202-08	WG-1620-MW58A-20220126	Login	1/27/2022 2:12:45 PM	NDR	VOA232
HS22011202-09	WG-1620-MW18A-20220126	Login	1/27/2022 2:12:45 PM	NDR	MET042
HS22011202-09	WG-1620-MW18A-20220126	Login	1/27/2022 2:12:45 PM	NDR	WET037
HS22011202-09	WG-1620-MW18A-20220126	Login	1/27/2022 2:12:45 PM	NDR	EXT097
HS22011202-09	WG-1620-MW18A-20220126	Login	1/27/2022 2:12:45 PM	NDR	VOA232
HS22011202-10	WG-1620-MW57A-20220126	Login	1/27/2022 2:12:45 PM	NDR	MET042
HS22011202-10	WG-1620-MW57A-20220126	Login	1/27/2022 2:12:45 PM	NDR	WET037
HS22011202-10	WG-1620-MW57A-20220126	Login	1/27/2022 2:12:45 PM	NDR	EXT097
HS22011202-10	WG-1620-MW57A-20220126	Login	1/27/2022 2:12:45 PM	NDR	VOA232
HS22011202-11	WG-1620-MW17-20220126	Login	1/27/2022 2:12:45 PM	NDR	MET042
HS22011202-11	WG-1620-MW17-20220126	Login	1/27/2022 2:12:45 PM	NDR	WET037
HS22011202-11	WG-1620-MW17-20220126	Login	1/27/2022 2:12:45 PM	NDR	EXT098
HS22011202-11	WG-1620-MW17-20220126	Login	1/27/2022 2:12:45 PM	NDR	VOA232

Sample Receipt Checklist

Work Order ID: HS22011202 **Date/Time Received:** **27-Jan-2022 10:53**

Client Name: PBW **Received by:** **Paresh M. Giga**

Completed By: /S/ Nilesh D. Ranchod (eSignature) 27-Jan-2022 14:45 (Date/Time) **Reviewed by:** /S/ Dane J. Wacasey (eSignature) 08-Feb-2022 19:26 (Date/Time)

Matrices: **GW/Water** Carrier name: **Client**

	Yes	No	Not Present
Shipping container/cooler in good condition?	☑	☐	☐
Custody seals intact on shipping container/cooler?	☐	☐	☑
Custody seals intact on sample bottles?	☐	☐	☑
VOA/TX1005/TX1006 Solids in hermetically sealed vials?	☐	☐	☑
Chain of custody present?	☑	☐	2 Page(s)
Chain of custody signed when relinquished and received?	☑	☐	COC IDs:254687, 254688
Samplers name present on COC?	☑	☐	
Chain of custody agrees with sample labels?	☑	☐	
Samples in proper container/bottle?	☑	☐	
Sample containers intact?	☑	☐	
Sufficient sample volume for indicated test?	☑	☐	
All samples received within holding time?	☑	☐	
Container/Temp Blank temperature in compliance?	☑	☐	

Temperature(s)/Thermometer(s):	1.0C/1.5C, 0.8C/1.3C, 0.3C/0.8C UC/C	IR31
Cooler(s)/Kit(s):	48087, 44651, 47195	
Date/Time sample(s) sent to storage:	1/27/2022 15:00	

	Yes	No	
Water - VOA vials have zero headspace?	☑	☐	No VOA vials submitted ☐
Water - pH acceptable upon receipt?	☑	☐	N/A ☐
pH adjusted?	☐	☑	N/A ☐

pH adjusted by:

Login Notes:

Client Contacted: Date Contacted: Person Contacted:

Contacted By: Regarding:

Comments:

Corrective Action:

Cincinnati, OH +1 513 733 5336
Everett, WA +1 425 356 2600
Fort Collins, CO +1 970 490 1511
Holland, MI +1 616 399 6070

Chain of Custody Form

Page 1 of 2

COC ID: 254687

HS22011202

Golder Associates Inc.
Houston TX-Wood Preserving Works

ALS Project Manager:

Customer Information		Project Information			
Purchase Order	4300042071/Kevin Peterburs 1620	Project Name	Houston TX-Wood Preserving Works	A	8260_LL_W (5632528 VOC Site Specific)
Work Order		Project Number	1620-01-Rev0 SR 92688	B	8260_LL_W (5632528 VOC Site Specific + V.C.)
Company Name	Golder Associates Inc.	Bill To Company	Union Pacific Railroad- A/P	C	8270_LOW_W (5632532 SemiVolatiles Site specific)
Send Report To	Eric Matzner	Invoice Attn	Accounts Payable	D	ICP_TW (5636002 Metals - As)
Address	2201 Double Creek Drive Suite 4004	Address	1400 Douglas Street Stop 0750	E	5636002 5652646 Metals - As, Ca, Fe, Mg, Mn, K, Na
				F	9056_anions_W (5652642 Anions-*NO3*, *NO2*, Cl, F, SO4)
City/State/Zip	Round Rock, TX 78664	City/State/Zip	Omaha NE 681790750	G	ALK_W 2320B (5635964 Alkalinity (T, CO3, HCO3))
Phone	(512) 671-3434	Phone		H	MS/MSD
Fax	(512) 671-3446	Fax		I	
e-Mail Address	Eric_Matzner@golder.com	e-Mail Address		J	

No.	Sample Description	Date	Time	Matrix	Pres.	# Bottles	A	B	C	D	E	F	G	H	I	J	Hold
1	WQ-1620-TB10-20220126			Water	1,8	2		X									
2	WG-1620-MW65D-20220126	1-26-22	0920	Groundwa	1,2,8	12	X		X	X				X			
3	WG-1620-MW66D-20220126		1040	GW		6	X		X	X							
4	WG-1620-MW59D-20220126		1145	GW		6	X		X	X							
5	WG-1620-FD06-20220126		1145	GW		6	X		X	X							
6	WG-1620-MW36D-20220126		1250	GW		6	X		X	X							
7	WG-1620-MW03-20220126		1350	GW		8	X		X	X	X	X	X				
8	WG-1620-MW58A-20220126		1450	GW		8	X		X	X	X	X	X				
9	WG-1620-MW18A-20220126		1540	GW		8	[illegible]	X	X	X	X	X	X				
10	WG-1620-MW57A-20220126		1630	GW		8	X		X	X	X	X	X				

Sampler(s) Please Print & Sign: JOHN BRAYTON

Shipment Method: HAND DELIVERED

Required Turnaround Time: (Check Box) [X] STD 10 Wk Days [ ] 5 Wk Days [ ] 2 Wk Days [ ] 24 Hour [ ] Other

Results Due Date:

Relinquished by:	Date:	Time:	Received by:
[signature]	1-27-22	10:53	
Relinquished by:	Date:	Time:	Received by (Laboratory): 1/27/2022 10:53
Logged by (Laboratory):	Date:	Time:	Checked by (Laboratory):

Notes: UPRR HWPW 1620-01

Cooler ID	Cooler Temp.
48037	1.0°
44651	0.8°
47195	0.3°

QC Package: (Check One Box Below)
[ ] Level II Std QC
[ ] Level III Std QC/Raw Data
[ ] Level IV SW846/CLP
[ ] Other
[X] TRRP Checklist
[ ] TRRP Level IV

Preservative Key: 1-HCl 2-HNO_3 3-H_2SO_4 4-NaOH 5-$Na_2S_2O_3$ 6-$NaHSO_4$ 7-Other 8-4°C 9-5035

Note: 1. Any changes must be made in writing once samples and COC Form have been submitted to ALS Environmental.
2. Unless otherwise agreed in a formal contract, services provided by ALS Environmental are expressly limited to the terms and conditions stated on the reverse.
3. The Chain of Custody is a legal document. All information must be completed accurately.

Copyright 2011 by ALS Environmental.

+31

Cincinnati, OH +1 513 733 5336 | Fort Collins, CO +1 970 490 1511
Everett, WA +1 425 356 2600 | Holland, MI +1 616 399 6070

Chain of Custody Form

Page 2 of 2

COC ID: 254688

HS22011202

vv

Golder Associates Inc
Houston TX-Wood Preserving Works

ALS Project Manager:

Customer Information		Project Information	
Purchase Order	4300042071/Kevin Peterburs 1620	Project Name	Houston TX-Wood Preserving Works
Work Order		Project Number	1620-01-Rev0 SR 92688
Company Name	Golder Associates Inc.	Bill To Company	Union Pacific Railroad- A/P
Send Report To	Eric Matzner	Invoice Attn	Accounts Payable
Address	2201 Double Creek Drive Suite 4004	Address	1400 Douglas Street Stop 0750
City/State/Zip	Round Rock, TX 78664	City/State/Zip	Omaha NE 681790750
Phone	(512) 671-3434	Phone	
Fax	(512) 671-3446	Fax	
e-Mail Address	Eric_Matzner@golder.com	e-Mail Address	

A	8260_LL_W (5632528 VOC Site Specific)
B	8260_LL_W (5632528 VOC Site Specific + V.C.)
C	8270_LOW_W (5632532 SemiVolatiles Site specific)
D	ICP_TW (5636002 Metals - As)
E	5636002 5652646 Metals - As, Ca, Fe, Mg, Mn, K, Na
F	9056_anions_W (5652642 Anions-*NO3*, *NO2*, Cl, F, SO4)
G	ALK_W 2320B (5635964 Alkalinity (T, CO3, HCO3))
H	
I	
J	

No.	Sample Description	Date	Time	Matrix	Pres.	# Bottles	A	B	C	D	E	F	G	H	I	J	Hold
1	~~WG-1620-TB~~			Water	1,8	2											
2	WG-1620-MW17-20220126	1-26-22	1720	Groundwa	1,2,8	8	X		X	X	X	X	X				
3	WG-1620-FB11-20220126	1-26-22	1735	GW		6	X		X	X							
4																	
5																	
6																	
7																	
8																	
9																	
10																	

Sampler(s) Please Print & Sign: JOHN BAYTON

Shipment Method: HAND DELIVERED

Required Turnaround Time: (Check Box) [X] STD 10 Wk Days [ ] 5 Wk Days [ ] 2 Wk Days [ ] 24 Hour [ ] Other

Results Due Date:

Relinquished by: Date: 1-27-22 Time: 10:53 Received by:

Relinquished by: Date: Time: Received by (Laboratory): 1/27/2022 10:53

Logged by (Laboratory): Date: Time: Checked by (Laboratory):

Notes: UPRR HWPW 1620-01

Cooler ID	Cooler Temp.

QC Package: (Check One Box Below)
[ ] Level II Std QC
[ ] Level III Std QC/Raw Data
[ ] Level IV SW846/CLP
[ ] Other
[X] TRRP Checklist
[ ] TRRP Level IV

Preservative Key: 1-HCl 2-HNO_3 3-H_2SO_4 4-NaOH 5-$Na_2S_2O_3$ 6-$NaHSO_4$ 7-Other 8-4°C 9-5035

ote: 1. Any changes must be made in writing once samples and COC Form have been submitted to ALS Environmental.
2. Unless otherwise agreed in a formal contract, services provided by ALS Environmental are expressly limited to the terms and conditions stated on the reverse.
3. The Chain of Custody is a legal document. All information must be completed accurately.

Copyright 2011 by ALS Environmental.

10450 Stancliff Rd. Suite 210
Houston, TX 77099
T: +1 281 530 5656
F: +1 281 530 5887

February 15, 2022

Eric Matzner
Golder Associates Inc.
2201 Double Creek Drive
Suite 4004
Round Rock, TX 78664

Work Order: **HS22011274**

Laboratory Results for: **Houston TX-Wood Preserving Works**

Dear Eric Matzner,

ALS Environmental received 11 sample(s) on Jan 28, 2022 for the analysis presented in the following report.

The analytical data provided relates directly to the samples received by ALS Environmental and for only the analyses requested. Results are expressed as "as received" unless otherwise noted.

QC sample results for this data met EPA or laboratory specifications except as noted in the Case Narrative or as noted with qualifiers in the QC batch information. Should this laboratory report need to be reproduced, it should be reproduced in full unless written approval has been obtained by ALS Environmental. Samples will be disposed in 30 days unless storage arrangements are made.

If you have any questions regarding this report, please feel free to call me.

Sincerely,

Generated By: JUMOKE.LAWAL

Dane J. Wacasey

Client:	Golder Associates Inc.	**TRRP Laboratory Data Package Cover Page**
Project:	Houston TX-Wood Preserving Works	
WorkOrder:	**HS22011274**	

This data package consists of all or some of the following as applicable:

This signature page, the laboratory review checklist, and the following reportable data:

R1 Field chain-of-custody documentation;

R2 Sample identification cross-reference;

R3 Test reports (analytical data sheets) for each environmental sample that includes:

a) Items consistent with NELAC Chapter 5,
b) dilution factors,
c) preparation methods,
d) cleanup methods, and
e) if required for the project, tentatively identified compounds (TICs).

R4 Surrogate recovery data including:

a) Calculated recovery (%R), and
b) The laboratory's surrogate QC limits.

R5 Test reports/summary forms for blank samples;

R6 Test reports/summary forms for laboratory control samples (LCSs) including:

a) LCS spiking amounts,
b) Calculated %R for each analyte, and
c)The laboratory's LCS QC limits.

R7 Test reports for project matrix spike/matrix spike duplicates (MS/MSDs) including:

a) Samples associated with the MS/MSD clearly identified,
b) MS/MSD spiking amounts,
c) Concentration of each MS/MSD analyte measured in the parent and spiked samples,
d) Calculated %Rs and relative percent differences (RPDs), and
e) The laboratory's MS/MSD QC limits.

R8 Laboratory analytical duplicate (if applicable) recovery and precision:

a) the amount of analyte measured in the duplicate,
b) the calculated RPD, and
c) the laboratory's QC limits for analytical duplicates.

R9 List of method quantitation limits (MQLs) and detectability check sample results for each analyte for each method and matrix.

R10 Other problems or anomalies.
The Exception Report for each "No" or "Not Reviewed (NR)" item in Laboratory Review Checklist and for each analyte, matrix, and method for which the laboratory does not hold NELAC accreditation under the Texas Laboratory Accreditation Program.

Client:	Golder Associates Inc.	**TRRP Laboratory Data Package Cover Page**
Project:	Houston TX-Wood Preserving Works	
WorkOrder:	**HS22011274**	

Release Statement: I am responsible for the release of this laboratory data package. This laboratory is NELAC accredited under the Texas Laboratory Accreditation Program for all the methods, analytes and matrices reported in this data package except as noted in the Exception Reports. The data have been reviewed and are technically compliant with the requirements of the methods used, except where noted by the laboratory in the attached exception reports. By my signature below, I affirm to the best of my knowledge, all problems/anomalies, observed by the laboratory have been identified by the laboratory in the Laboratory Review Checklist, and no information affecting the quality of the data has been knowingly withheld.

Check, if applicable: [NA] This laboratory meets an exception under 30 TAC §25.6 and was last inspected by [ ] TCEQ or [ ] _____ on (enter date of last inspection). Any findings affecting the data in this laboratory data package are noted in the Exception Reports herein. The official signing the cover page of the report in which these data are used is responsible for releasing this data package and is by signature affirming the above release statement is true.

Dane J. Wacasey

Laboratory Review Checklist: Reportable Data	
Laboratory Name: ALS Laboratory Group	LRC Date: 02/15/2022
Project Name: Houston TX-Wood Preserving Works	Laboratory Job Number: HS22011274
Reviewer Name: Dane Wacasey	Prep Batch Number(s): 175016,175202,R401289,R401755,R401780,R401840,R401932,R401940,R402064

#[1]	A[2]	Description	Yes	No	NA[3]	NR[4]	ER#[5]
R1	OI	**Chain-of-custody (C-O-C)**					
		Did samples meet the laboratory's standard conditions of sample acceptability upon receipt?	X				
		Were all departures from standard conditions described in an exception report?	X				
R2	OI	**Sample and quality control (QC) identification**					
		Are all field sample ID numbers cross-referenced to the laboratory ID numbers?	X				
		Are all laboratory ID numbers cross-referenced to the corresponding QC data?	X				
R3	OI	**Test reports**					
		Were all samples prepared and analyzed within holding times?	X				
		Other than those results < MQL, were all other raw values bracketed by calibration standards?	X				
		Were calculations checked by a peer or supervisor?	X				
		Were all analyte identifications checked by a peer or supervisor?	X				
		Were sample detection limits reported for all analytes not detected?	X				
		Were all results for soil and sediment samples reported on a dry weight basis?			X		
		Were % moisture (or solids) reported for all soil and sediment samples?			X		
		Were bulk soils/solids samples for volatile analysis extracted with methanol per SW-846 Method 5035?			X		
		If required for the project, TICs reported?			X		
R4	O	**Surrogate recovery data**					
		Were surrogates added prior to extraction?	X				
		Were surrogate percent recoveries in all samples within the laboratory QC limits?		X			1
R5	OI	**Test reports/summary forms for blank samples**					
		Were appropriate type(s) of blanks analyzed?	X				
		Were blanks analyzed at the appropriate frequency?	X				
		Were method blanks taken through the entire analytical process, including preparation and, if applicable, cleanup procedures?	X				
		Were blank concentrations < MQL?	X				
R6	OI	**Laboratory control samples (LCS):**					
		Were all COCs included in the LCS?	X				
		Was each LCS taken through the entire analytical procedure, including prep and cleanup steps?	X				
		Were LCSs analyzed at the required frequency?	X				
		Were LCS (and LCSD, if applicable) %Rs within the laboratory QC limits?	X				
		Does the detectability data document the laboratory's capability to detect the COCs at the MDL used to calculate the SDLs?	X				
		Was the LCSD RPD within QC limits?		X			2
R7	OI	**Matrix spike (MS) and matrix spike duplicate (MSD) data**					
		Were the project/method specified analytes included in the MS and MSD?	X				
		Were MS/MSD analyzed at the appropriate frequency?		X			3
		Were MS (and MSD, if applicable) %Rs within the laboratory QC limits?		X			4
		Were MS/MSD RPDs within laboratory QC limits?	X				
R8	OI	**Analytical duplicate data**					
		Were appropriate analytical duplicates analyzed for each matrix?	X				
		Were analytical duplicates analyzed at the appropriate frequency?	X				
		Were RPDs or relative standard deviations within the laboratory QC limits?	X				
R9	OI	**Method quantitation limits (MQLs):**					
		Are the MQLs for each method analyte included in the laboratory data package?	X				
		Do the MQLs correspond to the concentration of the lowest non-zero calibration standard?	X				
		Are unadjusted MQLs and DCSs included in the laboratory data package?	X				
R10	OI	**Other problems/anomalies**					
		Are all known problems/anomalies/special conditions noted in this LRC and ER?	X				5
		Were all necessary corrective actions performed for the reported data?	X				
		Was applicable and available technology used to lower the SDL and minimize the matrix interference affects on the sample results?	X				
		Is the laboratory NELAC-accredited under the Texas Laboratory Program for the analytes, matrices and methods associated with this laboratory data package?	X				

Laboratory Review Checklist: Supporting Data	
Laboratory Name: ALS Laboratory Group	LRC Date: 02/15/2022
Project Name: Houston TX-Wood Preserving Works	Laboratory Job Number: HS22011274
Reviewer Name: Dane Wacasey	Prep Batch Number(s): 175016,175202,R401289,R401755,R401780,R401840,R401932,R401940,R402064

#[1]	A[2]	Description	Yes	No	NA[3]	NR[4]	ER#[5]
S1	OI	**Initial calibration (ICAL)**					
		Were response factors and/or relative response factors for each analyte within QC limits?	X				
		Were percent RSDs or correlation coefficient criteria met?	X				
		Was the number of standards recommended in the method used for all analytes?	X				
		Were all points generated between the lowest and highest standard used to calculate the curve?	X				
		Are ICAL data available for all instruments used?	X				
		Has the initial calibration curve been verified using an appropriate second source standard?	X				
S2	OI	**Initial and continuing calibration verification (ICCV and CCV) and continuing calibration blank (CCB)**					
		Was the CCV analyzed at the method-required frequency?	X				
		Were percent differences for each analyte within the method-required QC limits?	X				
		Was the ICAL curve verified for each analyte?	X				
		Was the absolute value of the analyte concentration in the inorganic CCB < MDL?		X			6
S3	O	**Mass spectral tuning:**					
		Was the appropriate compound for the method used for tuning?	X				
		Were ion abundance data within the method-required QC limits?	X				
S4	O	**Internal standards (IS):**					
		Were IS area counts and retention times within the method-required QC limits?	X				
S5	OI	**Raw data** (NELAC section 1 appendix A glossary, and section 5.12 or ISO/IEC 17025 section					
		Were the raw data (for example, chromatograms, spectral data) reviewed by an analyst?	X				
		Were data associated with manual integrations flagged on the raw data?	X				
S6	O	**Dual column confirmation**					
		Did dual column confirmation results meet the method-required QC?			X		
S7	O	**Tentatively identified compounds (TICs):**					
		If TICs were requested, were the mass spectra and TIC data subject to appropriate checks?			X		
S8	I	**Interference Check Sample (ICS) results:**					
		Were percent recoveries within method QC limits?	X				
S9	I	**Serial dilutions, post digestion spikes, and method of standard additions**					
		Were percent differences, recoveries, and the linearity within the QC limits specified in the method?		X			7
S10	OI	**Method detection limit (MDL) studies**					
		Was a MDL study performed for each reported analyte?	X				
		Is the MDL either adjusted or supported by the analysis of DCSs?	X				
S11	OI	**Proficiency test reports:**					
		Was the laboratory's performance acceptable on the applicable proficiency tests or evaluation studies?	X				
S12	OI	**Standards documentation**					
		Are all standards used in the analyses NIST-traceable or obtained from other appropriate sources?	X				
S13	OI	**Compound/analyte identification procedures**					
		Are the procedures for compound/analyte identification documented?	X				
S14	OI	**Demonstration of analyst competency (DOC)**					
		Was DOC conducted consistent with NELAC Chapter 5C or ISO/IEC 4?	X				
		Is documentation of the analyst's competency up-to-date and on file?	X				
S15	OI	**Verification/validation documentation for methods** (NELAC Chap 5 or ISO/IEC 17025 Section 5)					
		Are all the methods used to generate the data documented, verified, and validated, where applicable?	X				
S16	OI	**Laboratory standard operating procedures (SOPs):**					
		Are laboratory SOPs current and on file for each method performed?	X				

Items identified by the letter "R" must be included in the laboratory data package submitted in the TRRP-required report(s). Items identified by the letter "S" should be retained and made available upon request for the appropriate retention period.
O = Organic Analyses; I = Inorganic Analyses (and general chemistry, when applicable);
NA = Not Applicable;
NR = Not Reviewed;
R# = Exception Report identification number (an Exception Report should be completed for an item if "NR" or "No" is checked).

Laboratory Review Checklist: Exception Reports	
Laboratory Name: ALS Laboratory Group	LRC Date: 02/15/2022
Project Name: Houston TX-Wood Preserving Works	Laboratory Job Number: HS22011274
Reviewer Name: Dane Wacasey	Prep Batch Number(s): 175016,175202,R401289,R401755,R401780,R401840,R401932, R401940,R402064

ER#[5]	Description
1	Semivolatile Organics Method SW8270, samples WG-1620-MW12B-20220127, WG-1620-MW32B-20220127, WG-1620-MW41B-20220127, the surrogate recoveries could not be determined due to dilution below the calibration range.
2	Batch 175016, Semivolatile Organics Method SW8270, LCS/LCSD RPD was above the RPD limit for 2-Chloronaphthalene. The individual recoveries met acceptance criteria.
3	Batch 175016, Semivolatile Organics Method SW8270, LCS/LCSD were analyzed and reported in lieu of an MS/MSD for this batch.
4	Batch 175202, Metals Method SW6020, sample WG-1620-MW38A-20220127, MS and MSD recovered outside the control limit for Calcium and Sodium, however, the result in the parent sample is greater than 4x the spike amount.
5	Batch 175202, Metals Method SW6020, sample WG-1620-MW32B-20220127 ran at 2x due to sample matrix. Batch R401840, Volatile Organics Method SW8260, sample WG-1620-MW12B-20220127, Lowest practical dilution performed due to high concentration of non-target compounds Batch 175016, Semivolatile Organic Method SW8270, samples WG-1620-MW28A-20220127, WG-1620-MW12B-20220127, WG-1620-MW35B-20220127, WG-1620-MW32B-20220127, WG-1620-MW41B-20220127; The GCMS semi-volatile extract of the samples were run at a dilution due to a high level of matrix interference.
6	See Run Log and CCB Exceptions Report.
7	Batch 175202, Metals Method SW6020, sample WG-1620-MW38A-20220127, PDS recovered outside the control limit for Calcium and Sodium, however, the result in the parent sample is greater than 4x the spike amount.

Items identified by the letter “R” must be included in the laboratory data package submitted in the TRRP-required report(s). Items identified by the letter “S” should be retained and made available upon request for the appropriate retention period.
O = Organic Analyses; I = Inorganic Analyses (and general chemistry, when applicable);
NA = Not Applicable;
NR = Not Reviewed;
R# = Exception Report identification number (an Exception Report should be completed for an item if “NR” or “No” is checked).

FORM 13 - ANALYSIS RUN LOG

Client: Golder Associates Inc.
Project: Houston TX-Wood Preserving Works
WorkOrder: HS22011274
Start Date: 09-Feb-2022 End Date: 10-Feb-2022

Run ID:ICPMS06_401895
Instrument:ICPMS06
Method:SW6020A

Sample No.	D/F	Time	FileID	Analytes
ICV	1	09-Feb-2022 11:27	016_ICV.d	AS CA FE K MG MN NA
LLICV2	1	09-Feb-2022 11:29	017LCV2.d	AS CA FE K MG MN NA
LLICV5	1	09-Feb-2022 11:31	018LCV5.d	AS CA FE K MG MN NA
ICB	1	09-Feb-2022 11:33	019_ICB.d	AS CA FE K MG MN NA
ICSA	1	09-Feb-2022 11:39	021ICSA.d	AS CA FE K MG MN NA
ICSAB	1	09-Feb-2022 11:41	022ICSB.d	AS CA FE K MG MN NA
CCV 1	1	09-Feb-2022 11:53	025_CCV.d	AS CA FE K MG MN NA
CCB 1	1	09-Feb-2022 11:54	026_CCB.d	AS CA FE K MG MN NA
CCV 2	1	09-Feb-2022 12:31	037_CCV.d	AS CA FE K MG MN NA
CCB 2	1	09-Feb-2022 12:33	038_CCB.d	AS CA FE K MG MN NA
CCV 3	1	09-Feb-2022 12:52	048_CCV.d	AS CA FE K MG MN NA
CCB 3	1	09-Feb-2022 12:54	049_CCB.d	AS CA FE K MG MN NA
CCV 4	1	09-Feb-2022 14:24	060_CCV.d	AS CA FE K MG MN NA
CCB 4	1	09-Feb-2022 14:26	061_CCB.d	AS CA FE K MG MN NA
CCV 5	1	09-Feb-2022 14:48	072_CCV.d	AS CA FE K MG MN NA
CCB 5	1	09-Feb-2022 14:49	073_CCB.d	AS CA FE K MG MN NA
CCV 6	1	09-Feb-2022 15:11	084_CCV.d	AS CA FE K MG MN NA
CCB 6	1	09-Feb-2022 15:13	085_CCB.d	AS CA FE K MG MN NA
CCV 7	1	09-Feb-2022 15:44	096_CCV.d	AS CA FE K MG MN NA
CCB 7	1	09-Feb-2022 15:45	097_CCB.d	AS CA FE K MG MN NA
CCV 8	1	09-Feb-2022 16:16	108_CCV.d	AS CA FE K MG MN NA
CCB 8	1	09-Feb-2022 16:18	109_CCB.d	AS CA FE K MG MN NA
ICCV 9	1	09-Feb-2022 20:41	143_ICV.d	AS CA FE K MG MN NA
LLICCV2	1	09-Feb-2022 20:43	144LCV2.d	AS CA FE K MG MN NA
LLICCV5	1	09-Feb-2022 20:45	145LCV5.d	AS CA FE K MG MN NA
ICCB 9	1	09-Feb-2022 20:47	146_ICB.d	AS CA FE K MG MN NA
CCV 10	1	09-Feb-2022 21:34	168_CCV.d	AS CA FE K MG MN NA
CCB 10	1	09-Feb-2022 21:36	169_CCB.d	AS CA FE K MG MN NA
CCV 11	1	09-Feb-2022 21:56	179_CCV.d	AS CA FE K MG MN NA
CCB 11	1	09-Feb-2022 21:58	180_CCB.d	AS CA FE K MG MN NA
CCV 12	1	09-Feb-2022 22:21	191_CCV.d	AS CA FE K MG MN NA
CCB 12	1	09-Feb-2022 22:22	192_CCB.d	AS CA FE K MG MN NA
CCV 13	1	09-Feb-2022 22:40	200_CCV.d	AS CA FE K MG MN NA
CCB 13	1	09-Feb-2022 22:42	201_CCB.d	AS CA FE K MG MN NA
CCB 14	1	09-Feb-2022 23:05	213_CCB.d	AS CA FE K MG MN NA
CCV 14	1	09-Feb-2022 23:18	215_CCV.d	AS CA FE K MG MN NA
LCS-175202	1	09-Feb-2022 23:29	218SMPL.d	AS CA FE K MG MN NA
WG-1620-MW38A-20220127	1	09-Feb-2022 23:31	219SMPL.d	AS CA FE K MG MN NA
WG-1620-MW38A-20220127SD	5	09-Feb-2022 23:33	220SMPL.d	AS CA FE K MG MN NA
WG-1620-MW38A-20220127MS	1	09-Feb-2022 23:35	221SMPL.d	AS CA FE K MG MN NA
WG-1620-MW38A-20220127MSD	1	09-Feb-2022 23:37	222SMPL.d	AS CA FE K MG MN NA
WG-1620-MW38A-20220127PDS	1	09-Feb-2022 23:39	223SMPL.d	AS CA FE K MG MN NA
CCV 15	1	09-Feb-2022 23:41	224_CCV.d	AS CA FE K MG MN NA
CCB 15	1	09-Feb-2022 23:43	225_CCB.d	AS CA FE K MG MN NA
ICSA	1	09-Feb-2022 23:45	226ICSA.d	AS CA FE K MG MN NA
ICSAB	1	09-Feb-2022 23:47	227ICSB.d	AS CA FE K MG MN NA
WG-1620-MW22AR-20220127	1	09-Feb-2022 23:51	229SMPL.d	AS CA FE K MG MN NA
WG-1620-MW35A-20220127	1	09-Feb-2022 23:53	230SMPL.d	AS FE K MG NA
WG-1620-MW28A-20220127	1	09-Feb-2022 23:55	231SMPL.d	AS CA FE K MG MN NA
WG-1620-MW21C-20220127	1	09-Feb-2022 23:57	232SMPL.d	AS

FORM 13 - ANALYSIS RUN LOG

Client: Golder Associates Inc.
Project: Houston TX-Wood Preserving Works
WorkOrder: HS22011274
Start Date: 09-Feb-2022 End Date: 10-Feb-2022

Run ID:ICPMS06_401895
Instrument:ICPMS06
Method:SW6020A

Sample No.	D/F	Time	FileID	Analytes
CCV 16	1	09-Feb-2022 23:59	233_CCV.d	AS CA FE K MG MN NA
CCB 16	1	10-Feb-2022 00:01	234_CCB.d	AS CA FE K MG MN NA
WG-1620-FD07-20220127	1	10-Feb-2022 00:03	235SMPL.d	AS
WG-1620-MW12B-20220127	1	10-Feb-2022 00:05	236SMPL.d	AS
WG-1620-MW35B-20220127	1	10-Feb-2022 00:07	237SMPL.d	AS
WG-1620-MW41B-20220127	2	10-Feb-2022 00:10	239SMPL.d	AS
CCV 17	1	10-Feb-2022 00:14	241_CCV.d	AS CA FE K MG MN NA
CCB 17	1	10-Feb-2022 00:16	242_CCB.d	AS CA FE K MG MN NA
CCV 18	1	10-Feb-2022 00:37	252_CCV.d	AS CA FE K MG MN NA
CCB 18	1	10-Feb-2022 00:38	253_CCB.d	AS CA FE K MG MN NA
LLCCV2	1	10-Feb-2022 00:40	254LCV2.d	AS CA FE K MG MN NA
LLCCV5	1	10-Feb-2022 00:42	255LCV5.d	AS CA FE K MG MN NA
ICSA	1	10-Feb-2022 00:44	256ICSA.d	AS CA FE K MG MN NA
ICSAB	1	10-Feb-2022 00:46	257ICSB.d	AS CA FE K MG MN NA

CCB EXCEPTIONS REPORT

Client: Golder Associates Inc.
Project: Houston TX-Wood Preserving Works
WorkOrder: HS22011274

Run ID:ICPMS06_401895
Instrument:ICPMS06
Method:SW6020A

Iron	-17.91	12	200
Potassium	-29.69	18	200
Sodium	-30.96	14	200

CCB 10 Date: 09-Feb-2022 21:36 Seq: 6496704 D/F: 1 Units: ug/L

Analyte	Result	MDL	Report Limit
Iron	-15.52	12	200
Sodium	25.67	14	200

CCB 11 Date: 09-Feb-2022 21:58 Seq: 6496715 D/F: 1 Units: ug/L

Analyte	Result	MDL	Report Limit
Iron	-14.91	12	200
Sodium	172.5	14	200

CCB 12 Date: 09-Feb-2022 22:22 Seq: 6496678 D/F: 1 Units: ug/L

Analyte	Result	MDL	Report Limit
Iron	-15.73	12	200
Sodium	1302	14	200

CCB 13 Date: 09-Feb-2022 22:42 Seq: 6496687 D/F: 1 Units: ug/L

Analyte	Result	MDL	Report Limit
Iron	-15.47	12	200
Sodium	270.6	14	200

CCB 14 Date: 09-Feb-2022 23:05 Seq: 6496699 D/F: 1 Units: ug/L

Analyte	Result	MDL	Report Limit
Iron	-13.96	12	200
Magnesium	10.09	10	200
Potassium	55.72	18	200
Sodium	570.6	14	200

CCB 15 Date: 09-Feb-2022 23:43 Seq: 6496760 D/F: 1 Units: ug/L

Analyte	Result	MDL	Report Limit
Iron	-14.07	12	200
Sodium	316	14	200

CCB 16 Date: 10-Feb-2022 00:01 Seq: 6496725 D/F: 1 Units: ug/L

Analyte	Result	MDL	Report Limit
Potassium	47.57	18	200
Sodium	216.2	14	200

CCB 17 Date: 10-Feb-2022 00:16 Seq: 6496733 D/F: 1 Units: ug/L

Analyte	Result	MDL	Report Limit
Iron	-12.8	12	200
Sodium	180.4	14	200

CCB 18 Date: 10-Feb-2022 00:38 Seq: 6496744 D/F: 1 Units: ug/L

Analyte	Result	MDL	Report Limit
Iron	-12.77	12	200
Magnesium	14.35	10	200
Potassium	44.04	18	200
Sodium	885.9	14	200

Client: Golder Associates Inc.
Project: Houston TX-Wood Preserving Works
Work Order: HS22011274

SAMPLE SUMMARY

Lab Samp ID	Client Sample ID	Matrix	TagNo	Collection Date	Date Received	Hold
HS22011274-01	WQ-1620-TB11-20220127	Water	CG-121321-580	27-Jan-2022 00:00	28-Jan-2022 09:06	☐
HS22011274-02	WG-1620-MW38A-20220127	Groundwater		27-Jan-2022 07:45	28-Jan-2022 09:06	☐
HS22011274-03	WG-1620-MW22AR-20220127	Groundwater		27-Jan-2022 08:40	28-Jan-2022 09:06	☐
HS22011274-04	WG-1620-MW35A-20220127	Groundwater		27-Jan-2022 12:15	28-Jan-2022 09:06	☐
HS22011274-05	WG-1620-MW28A-20220127	Groundwater		27-Jan-2022 13:50	28-Jan-2022 09:06	☐
HS22011274-06	WG-1620-MW21C-20220127	Groundwater		27-Jan-2022 09:35	28-Jan-2022 09:06	☐
HS22011274-07	WG-1620-FD07-20220127	Groundwater		27-Jan-2022 09:35	28-Jan-2022 09:06	☐
HS22011274-08	WG-1620-MW12B-20220127	Groundwater		27-Jan-2022 10:30	28-Jan-2022 09:06	☐
HS22011274-09	WG-1620-MW35B-20220127	Groundwater		27-Jan-2022 12:55	28-Jan-2022 09:06	☐
HS22011274-10	WG-1620-MW32B-20220127	Groundwater		27-Jan-2022 14:55	28-Jan-2022 09:06	☐
HS22011274-11	WG-1620-MW41B-20220127	Groundwater		27-Jan-2022 16:00	28-Jan-2022 09:06	☐

Client:	Golder Associates Inc.	**ANALYTICAL REPORT**
Project:	Houston TX-Wood Preserving Works	WorkOrder:HS22011274
Sample ID:	WQ-1620-TB11-20220127	Lab ID:HS22011274-01
Collection Date:	27-Jan-2022 00:00	Matrix:Water

ANALYSES	RESULT	QUAL	SDL	MQL	UNITS	DILUTION FACTOR	DATE ANALYZED
LOW LEVEL VOLATILES BY SW8260C		**Method:SW8260**					Analyst: PC
1,2-Dichloroethane	< 0.00020		0.00020	0.0010	mg/L	1	07-Feb-2022 13:37
Benzene	< 0.00020		0.00020	0.0010	mg/L	1	07-Feb-2022 13:37
Chlorobenzene	< 0.00030		0.00030	0.0010	mg/L	1	07-Feb-2022 13:37
Ethylbenzene	< 0.00030		0.00030	0.0010	mg/L	1	07-Feb-2022 13:37
Methylene chloride	< 0.0010		0.0010	0.0020	mg/L	1	07-Feb-2022 13:37
Toluene	< 0.00020		0.00020	0.0010	mg/L	1	07-Feb-2022 13:37
Xylenes, Total	< 0.00030		0.00030	0.0010	mg/L	1	07-Feb-2022 13:37
Surr: 1,2-Dichloroethane-d4	*86.6*			*70-126*	*%REC*	*1*	*07-Feb-2022 13:37*
Surr: 4-Bromofluorobenzene	*98.9*			*77-113*	*%REC*	*1*	*07-Feb-2022 13:37*
Surr: Dibromofluoromethane	*98.5*			*77-123*	*%REC*	*1*	*07-Feb-2022 13:37*
Surr: Toluene-d8	*107*			*82-127*	*%REC*	*1*	*07-Feb-2022 13:37*

Note: See Qualifiers Page for a list of qualifiers and their explanation.

Client:	Golder Associates Inc.	**ANALYTICAL REPORT**
Project:	Houston TX-Wood Preserving Works	WorkOrder:HS22011274
Sample ID:	WG-1620-MW38A-20220127	Lab ID:HS22011274-02
Collection Date:	27-Jan-2022 07:45	Matrix:Groundwater

ANALYSES	RESULT	QUAL	SDL	MQL	UNITS	DILUTION FACTOR	DATE ANALYZED
LOW LEVEL VOLATILES BY SW8260C		**Method:SW8260**					Analyst: PC
1,2-Dichloroethane	< 0.00020		0.00020	0.0010	mg/L	1	07-Feb-2022 15:43
Benzene	< 0.00020		0.00020	0.0010	mg/L	1	07-Feb-2022 15:43
Chlorobenzene	< 0.00030		0.00030	0.0010	mg/L	1	07-Feb-2022 15:43
Ethylbenzene	< 0.00030		0.00030	0.0010	mg/L	1	07-Feb-2022 15:43
Methylene chloride	< 0.0010		0.0010	0.0020	mg/L	1	07-Feb-2022 15:43
Toluene	< 0.00020		0.00020	0.0010	mg/L	1	07-Feb-2022 15:43
Xylenes, Total	< 0.00030		0.00030	0.0010	mg/L	1	07-Feb-2022 15:43
Surr: 1,2-Dichloroethane-d4	*84.8*			*70-126*	*%REC*	*1*	*07-Feb-2022 15:43*
Surr: 4-Bromofluorobenzene	*98.9*			*77-113*	*%REC*	*1*	*07-Feb-2022 15:43*
Surr: Dibromofluoromethane	*93.5*			*77-123*	*%REC*	*1*	*07-Feb-2022 15:43*
Surr: Toluene-d8	*107*			*82-127*	*%REC*	*1*	*07-Feb-2022 15:43*

Note: See Qualifiers Page for a list of qualifiers and their explanation.

Client:	Golder Associates Inc.	**ANALYTICAL REPORT**
Project:	Houston TX-Wood Preserving Works	WorkOrder:HS22011274
Sample ID:	WG-1620-MW38A-20220127	Lab ID:HS22011274-02
Collection Date:	27-Jan-2022 07:45	Matrix:Groundwater

ANALYSES	RESULT	QUAL	SDL	MQL	UNITS	DILUTION FACTOR	DATE ANALYZED
LOW-LEVEL SEMIVOLATILES BY 8270D		**Method:SW8270**			Prep:SW3510 / 03-Feb-2022		Analyst: GEY
1,2-Diphenylhydrazine	< 0.000021		0.000021	0.00020	mg/L	1	11-Feb-2022 21:04
2,4-Dimethylphenol	< 0.000040		0.000040	0.00020	mg/L	1	11-Feb-2022 21:04
2,4-Dinitrotoluene	< 0.000058		0.000058	0.00020	mg/L	1	11-Feb-2022 21:04
2,6-Dinitrotoluene	< 0.000042		0.000042	0.00020	mg/L	1	11-Feb-2022 21:04
2-Chloronaphthalene	< 0.000021		0.000021	0.00020	mg/L	1	11-Feb-2022 21:04
2-Methylnaphthalene	< 0.000019		0.000019	0.00010	mg/L	1	11-Feb-2022 21:04
4,6-Dinitro-2-methylphenol	< 0.000020		0.000020	0.00020	mg/L	1	11-Feb-2022 21:04
4-Nitrophenol	< 0.000047		0.000047	0.0010	mg/L	1	11-Feb-2022 21:04
Acenaphthene	< 0.000027		0.000027	0.00010	mg/L	1	11-Feb-2022 21:04
Acenaphthylene	< 0.000015		0.000015	0.00010	mg/L	1	11-Feb-2022 21:04
Anthracene	**0.00012**		**0.000014**	**0.00010**	**mg/L**	1	11-Feb-2022 21:04
Benz(a)anthracene	< 0.000050		0.000050	0.00010	mg/L	1	11-Feb-2022 21:04
Benzo(a)pyrene	< 0.000020		0.000020	0.00010	mg/L	1	11-Feb-2022 21:04
Bis(2-chloroethoxy)methane	< 0.000030		0.000030	0.00020	mg/L	1	11-Feb-2022 21:04
Bis(2-ethylhexyl)phthalate	**0.000069**	J	**0.000037**	**0.00020**	**mg/L**	1	11-Feb-2022 21:04
Chrysene	< 0.000021		0.000021	0.00010	mg/L	1	11-Feb-2022 21:04
Dibenzofuran	< 0.000020		0.000020	0.00010	mg/L	1	11-Feb-2022 21:04
Di-n-butyl phthalate	< 0.000020		0.000020	0.00020	mg/L	1	11-Feb-2022 21:04
Fluoranthene	< 0.000010		0.000010	0.00010	mg/L	1	11-Feb-2022 21:04
Fluorene	< 0.000030		0.000030	0.00010	mg/L	1	11-Feb-2022 21:04
Naphthalene	**0.00018**		**0.000020**	**0.00010**	**mg/L**	1	11-Feb-2022 21:04
Nitrobenzene	< 0.000024		0.000024	0.00020	mg/L	1	11-Feb-2022 21:04
N-Nitrosodiphenylamine	< 0.000025		0.000025	0.00020	mg/L	1	11-Feb-2022 21:04
Pentachlorophenol	< 0.000079		0.000079	0.00020	mg/L	1	11-Feb-2022 21:04
Phenanthrene	< 0.000021		0.000021	0.00010	mg/L	1	11-Feb-2022 21:04
Phenol	< 0.000035		0.000035	0.00020	mg/L	1	11-Feb-2022 21:04
Pyrene	< 0.000019		0.000019	0.00010	mg/L	1	11-Feb-2022 21:04
Surr: 2,4,6-Tribromophenol	*127*			*34-129*	*%REC*	*1*	*11-Feb-2022 21:04*
Surr: 2-Fluorobiphenyl	*83.2*			*40-125*	*%REC*	*1*	*11-Feb-2022 21:04*
Surr: 2-Fluorophenol	*63.1*			*20-120*	*%REC*	*1*	*11-Feb-2022 21:04*
Surr: 4-Terphenyl-d14	*120*			*40-135*	*%REC*	*1*	*11-Feb-2022 21:04*
Surr: Nitrobenzene-d5	*85.7*			*41-120*	*%REC*	*1*	*11-Feb-2022 21:04*
Surr: Phenol-d6	*70.2*			*20-120*	*%REC*	*1*	*11-Feb-2022 21:04*

Note: See Qualifiers Page for a list of qualifiers and their explanation.

Client:	Golder Associates Inc.	**ANALYTICAL REPORT**
Project:	Houston TX-Wood Preserving Works	WorkOrder:HS22011274
Sample ID:	WG-1620-MW38A-20220127	Lab ID:HS22011274-02
Collection Date:	27-Jan-2022 07:45	Matrix:Groundwater

ANALYSES	RESULT	QUAL	SDL	MQL	UNITS	DILUTION FACTOR	DATE ANALYZED
ICP-MS METALS BY SW6020A		**Method:SW6020A**			Prep:SW3010A / 09-Feb-2022		Analyst: JHD
Arsenic	**0.00655**		**0.000400**	**0.00200**	**mg/L**	1	09-Feb-2022 23:31
Calcium	**75.7**		**0.0340**	**0.500**	**mg/L**	1	09-Feb-2022 23:31
Iron	**0.174**	J	**0.0120**	**0.200**	**mg/L**	1	09-Feb-2022 23:31
Magnesium	**17.4**		**0.0100**	**0.200**	**mg/L**	1	09-Feb-2022 23:31
Manganese	**0.428**		**0.000700**	**0.00500**	**mg/L**	1	09-Feb-2022 23:31
Potassium	**0.560**		**0.0180**	**0.200**	**mg/L**	1	09-Feb-2022 23:31
Sodium	**126**		**0.0140**	**0.200**	**mg/L**	1	09-Feb-2022 23:31
ALKALINITY BY SM 2320B-2011		**Method:SM2320B**					Analyst: TH
Alkalinity, Bicarbonate (As CaCO3)	**462**		**5.00**	**5.00**	**mg/L**	1	09-Feb-2022 18:55
Alkalinity, Carbonate (As CaCO3)	< 5.00		5.00	5.00	mg/L	1	09-Feb-2022 18:55
Alkalinity, Total (As CaCO3)	**462**		**5.00**	**5.00**	**mg/L**	1	09-Feb-2022 18:55
ANIONS BY SW9056A		**Method:SW9056**					Analyst: YP
Chloride	**42.7**		**0.200**	**0.500**	**mg/L**	1	28-Jan-2022 17:30
Fluoride	**1.29**		**0.0500**	**0.100**	**mg/L**	1	28-Jan-2022 17:30
Nitrogen, Nitrate (As N)	**0.0589**	J	**0.0300**	**0.100**	**mg/L**	1	28-Jan-2022 17:30
Nitrogen, Nitrite (As N)	< 0.0300		0.0300	0.100	mg/L	1	28-Jan-2022 17:30
Sulfate	**23.6**		**0.200**	**0.500**	**mg/L**	1	28-Jan-2022 17:30
Nitrate/Nitrite (as N)	**0.0589**	J	**0.0300**	**0.100**	**mg/L**	1	28-Jan-2022 17:30

Note: See Qualifiers Page for a list of qualifiers and their explanation.

Client:	Golder Associates Inc.	**ANALYTICAL REPORT**
Project:	Houston TX-Wood Preserving Works	WorkOrder:HS22011274
Sample ID:	WG-1620-MW22AR-20220127	Lab ID:HS22011274-03
Collection Date:	27-Jan-2022 08:40	Matrix:Groundwater

ANALYSES	RESULT	QUAL	SDL	MQL	UNITS	DILUTION FACTOR	DATE ANALYZED
LOW LEVEL VOLATILES BY SW8260C		**Method:SW8260**					Analyst: PC
1,2-Dichloroethane	< 0.00020		0.00020	0.0010	mg/L	1	07-Feb-2022 16:04
Benzene	< 0.00020		0.00020	0.0010	mg/L	1	07-Feb-2022 16:04
Chlorobenzene	< 0.00030		0.00030	0.0010	mg/L	1	07-Feb-2022 16:04
Ethylbenzene	< 0.00030		0.00030	0.0010	mg/L	1	07-Feb-2022 16:04
Methylene chloride	< 0.0010		0.0010	0.0020	mg/L	1	07-Feb-2022 16:04
Toluene	< 0.00020		0.00020	0.0010	mg/L	1	07-Feb-2022 16:04
Xylenes, Total	< 0.00030		0.00030	0.0010	mg/L	1	07-Feb-2022 16:04
Surr: 1,2-Dichloroethane-d4	*86.5*			*70-126*	*%REC*	*1*	*07-Feb-2022 16:04*
Surr: 4-Bromofluorobenzene	*101*			*77-113*	*%REC*	*1*	*07-Feb-2022 16:04*
Surr: Dibromofluoromethane	*96.3*			*77-123*	*%REC*	*1*	*07-Feb-2022 16:04*
Surr: Toluene-d8	*108*			*82-127*	*%REC*	*1*	*07-Feb-2022 16:04*

Note: See Qualifiers Page for a list of qualifiers and their explanation.

Client:	Golder Associates Inc.	**ANALYTICAL REPORT**
Project:	Houston TX-Wood Preserving Works	WorkOrder:HS22011274
Sample ID:	WG-1620-MW22AR-20220127	Lab ID:HS22011274-03
Collection Date:	27-Jan-2022 08:40	Matrix:Groundwater

ANALYSES	RESULT	QUAL	SDL	MQL	UNITS	DILUTION FACTOR	DATE ANALYZED
LOW-LEVEL SEMIVOLATILES BY 8270D		**Method:SW8270**			Prep:SW3510 / 03-Feb-2022		Analyst: GEY
1,2-Diphenylhydrazine	< 0.000021		0.000021	0.00020	mg/L	1	11-Feb-2022 21:23
2,4-Dimethylphenol	< 0.000040		0.000040	0.00020	mg/L	1	11-Feb-2022 21:23
2,4-Dinitrotoluene	< 0.000058		0.000058	0.00020	mg/L	1	11-Feb-2022 21:23
2,6-Dinitrotoluene	< 0.000042		0.000042	0.00020	mg/L	1	11-Feb-2022 21:23
2-Chloronaphthalene	< 0.000021		0.000021	0.00020	mg/L	1	11-Feb-2022 21:23
2-Methylnaphthalene	< 0.000019		0.000019	0.00010	mg/L	1	11-Feb-2022 21:23
4,6-Dinitro-2-methylphenol	< 0.000020		0.000020	0.00020	mg/L	1	11-Feb-2022 21:23
4-Nitrophenol	< 0.000047		0.000047	0.0010	mg/L	1	11-Feb-2022 21:23
Acenaphthene	< 0.000027		0.000027	0.00010	mg/L	1	11-Feb-2022 21:23
Acenaphthylene	< 0.000015		0.000015	0.00010	mg/L	1	11-Feb-2022 21:23
Anthracene	**0.000032**	J	**0.000014**	**0.00010**	**mg/L**	1	11-Feb-2022 21:23
Benz(a)anthracene	< 0.000050		0.000050	0.00010	mg/L	1	11-Feb-2022 21:23
Benzo(a)pyrene	< 0.000020		0.000020	0.00010	mg/L	1	11-Feb-2022 21:23
Bis(2-chloroethoxy)methane	< 0.000030		0.000030	0.00020	mg/L	1	11-Feb-2022 21:23
Bis(2-ethylhexyl)phthalate	**0.000060**	J	**0.000037**	**0.00020**	**mg/L**	1	11-Feb-2022 21:23
Chrysene	< 0.000021		0.000021	0.00010	mg/L	1	11-Feb-2022 21:23
Dibenzofuran	< 0.000020		0.000020	0.00010	mg/L	1	11-Feb-2022 21:23
Di-n-butyl phthalate	< 0.000020		0.000020	0.00020	mg/L	1	11-Feb-2022 21:23
Fluoranthene	< 0.000010		0.000010	0.00010	mg/L	1	11-Feb-2022 21:23
Fluorene	< 0.000030		0.000030	0.00010	mg/L	1	11-Feb-2022 21:23
Naphthalene	**0.00014**		**0.000020**	**0.00010**	**mg/L**	1	11-Feb-2022 21:23
Nitrobenzene	< 0.000024		0.000024	0.00020	mg/L	1	11-Feb-2022 21:23
N-Nitrosodiphenylamine	< 0.000025		0.000025	0.00020	mg/L	1	11-Feb-2022 21:23
Pentachlorophenol	< 0.000079		0.000079	0.00020	mg/L	1	11-Feb-2022 21:23
Phenanthrene	< 0.000021		0.000021	0.00010	mg/L	1	11-Feb-2022 21:23
Phenol	< 0.000035		0.000035	0.00020	mg/L	1	11-Feb-2022 21:23
Pyrene	< 0.000019		0.000019	0.00010	mg/L	1	11-Feb-2022 21:23
Surr: 2,4,6-Tribromophenol	*99.6*			*34-129*	*%REC*	*1*	*11-Feb-2022 21:23*
Surr: 2-Fluorobiphenyl	*68.5*			*40-125*	*%REC*	*1*	*11-Feb-2022 21:23*
Surr: 2-Fluorophenol	*67.3*			*20-120*	*%REC*	*1*	*11-Feb-2022 21:23*
Surr: 4-Terphenyl-d14	*109*			*40-135*	*%REC*	*1*	*11-Feb-2022 21:23*
Surr: Nitrobenzene-d5	*79.6*			*41-120*	*%REC*	*1*	*11-Feb-2022 21:23*
Surr: Phenol-d6	*73.7*			*20-120*	*%REC*	*1*	*11-Feb-2022 21:23*

Note: See Qualifiers Page for a list of qualifiers and their explanation.

Client:	Golder Associates Inc.	**ANALYTICAL REPORT**
Project:	Houston TX-Wood Preserving Works	WorkOrder:HS22011274
Sample ID:	WG-1620-MW22AR-20220127	Lab ID:HS22011274-03
Collection Date:	27-Jan-2022 08:40	Matrix:Groundwater

ANALYSES	RESULT	QUAL	SDL	MQL	UNITS	DILUTION FACTOR	DATE ANALYZED
ICP-MS METALS BY SW6020A		**Method:SW6020A**			Prep:SW3010A / 09-Feb-2022		Analyst: JHD
Arsenic	**0.00150**	J	**0.000400**	**0.00200**	**mg/L**	1	09-Feb-2022 23:51
Calcium	**89.2**		**0.0340**	**0.500**	**mg/L**	1	09-Feb-2022 23:51
Iron	**0.0313**	J	**0.0120**	**0.200**	**mg/L**	1	09-Feb-2022 23:51
Magnesium	**28.4**		**0.0100**	**0.200**	**mg/L**	1	09-Feb-2022 23:51
Manganese	**1.38**		**0.000700**	**0.00500**	**mg/L**	1	09-Feb-2022 23:51
Potassium	**0.630**		**0.0180**	**0.200**	**mg/L**	1	09-Feb-2022 23:51
Sodium	**56.7**		**0.0140**	**0.200**	**mg/L**	1	09-Feb-2022 23:51
ALKALINITY BY SM 2320B-2011		**Method:SM2320B**					Analyst: TH
Alkalinity, Bicarbonate (As CaCO3)	**463**		**5.00**	**5.00**	**mg/L**	1	09-Feb-2022 19:09
Alkalinity, Carbonate (As CaCO3)	< 5.00		5.00	5.00	mg/L	1	09-Feb-2022 19:09
Alkalinity, Total (As CaCO3)	**463**		**5.00**	**5.00**	**mg/L**	1	09-Feb-2022 19:09
ANIONS BY SW9056A		**Method:SW9056**					Analyst: YP
Chloride	**6.25**		**0.200**	**0.500**	**mg/L**	1	28-Jan-2022 17:52
Fluoride	**0.644**		**0.0500**	**0.100**	**mg/L**	1	28-Jan-2022 17:52
Nitrogen, Nitrate (As N)	**0.0969**	J	**0.0300**	**0.100**	**mg/L**	1	28-Jan-2022 17:52
Nitrogen, Nitrite (As N)	< 0.0300		0.0300	0.100	mg/L	1	28-Jan-2022 17:52
Sulfate	**66.1**		**0.200**	**0.500**	**mg/L**	1	28-Jan-2022 17:52
Nitrate/Nitrite (as N)	**0.0969**	J	**0.0300**	**0.100**	**mg/L**	1	28-Jan-2022 17:52

Note: See Qualifiers Page for a list of qualifiers and their explanation.

Client:	Golder Associates Inc.	**ANALYTICAL REPORT**
Project:	Houston TX-Wood Preserving Works	WorkOrder:HS22011274
Sample ID:	WG-1620-MW35A-20220127	Lab ID:HS22011274-04
Collection Date:	27-Jan-2022 12:15	Matrix:Groundwater

ANALYSES	RESULT	QUAL	SDL	MQL	UNITS	DILUTION FACTOR	DATE ANALYZED
LOW LEVEL VOLATILES BY SW8260C		**Method:SW8260**					Analyst: PC
1,2-Dichloroethane	< 0.00020		0.00020	0.0010	mg/L	1	07-Feb-2022 20:59
Benzene	< 0.00020		0.00020	0.0010	mg/L	1	07-Feb-2022 20:59
Chlorobenzene	< 0.00030		0.00030	0.0010	mg/L	1	07-Feb-2022 20:59
Ethylbenzene	< 0.00030		0.00030	0.0010	mg/L	1	07-Feb-2022 20:59
Methylene chloride	< 0.0010		0.0010	0.0020	mg/L	1	07-Feb-2022 20:59
Toluene	< 0.00020		0.00020	0.0010	mg/L	1	07-Feb-2022 20:59
Xylenes, Total	< 0.00030		0.00030	0.0010	mg/L	1	07-Feb-2022 20:59
Surr: 1,2-Dichloroethane-d4	*84.7*			*70-126*	*%REC*	*1*	*07-Feb-2022 20:59*
Surr: 4-Bromofluorobenzene	*97.8*			*77-113*	*%REC*	*1*	*07-Feb-2022 20:59*
Surr: Dibromofluoromethane	*95.1*			*77-123*	*%REC*	*1*	*07-Feb-2022 20:59*
Surr: Toluene-d8	*109*			*82-127*	*%REC*	*1*	*07-Feb-2022 20:59*

Note: See Qualifiers Page for a list of qualifiers and their explanation.

Client:	Golder Associates Inc.	**ANALYTICAL REPORT**
Project:	Houston TX-Wood Preserving Works	WorkOrder:HS22011274
Sample ID:	WG-1620-MW35A-20220127	Lab ID:HS22011274-04
Collection Date:	27-Jan-2022 12:15	Matrix:Groundwater

ANALYSES	RESULT	QUAL	SDL	MQL	UNITS	DILUTION FACTOR	DATE ANALYZED
LOW-LEVEL SEMIVOLATILES BY 8270D		**Method:SW8270**			Prep:SW3510 / 03-Feb-2022		Analyst: GEY
1,2-Diphenylhydrazine	< 0.000021		0.000021	0.00020	mg/L	1	11-Feb-2022 21:42
2,4-Dimethylphenol	< 0.000040		0.000040	0.00020	mg/L	1	11-Feb-2022 21:42
2,4-Dinitrotoluene	< 0.000058		0.000058	0.00020	mg/L	1	11-Feb-2022 21:42
2,6-Dinitrotoluene	< 0.000042		0.000042	0.00020	mg/L	1	11-Feb-2022 21:42
2-Chloronaphthalene	< 0.000021		0.000021	0.00020	mg/L	1	11-Feb-2022 21:42
2-Methylnaphthalene	**0.00070**		**0.000019**	**0.00010**	**mg/L**	1	11-Feb-2022 21:42
4,6-Dinitro-2-methylphenol	< 0.000020		0.000020	0.00020	mg/L	1	11-Feb-2022 21:42
4-Nitrophenol	< 0.000047		0.000047	0.0010	mg/L	1	11-Feb-2022 21:42
Acenaphthene	**0.0062**		**0.000027**	**0.00010**	**mg/L**	1	11-Feb-2022 21:42
Acenaphthylene	**0.00027**		**0.000015**	**0.00010**	**mg/L**	1	11-Feb-2022 21:42
Anthracene	**0.00028**		**0.000014**	**0.00010**	**mg/L**	1	11-Feb-2022 21:42
Benz(a)anthracene	< 0.000050		0.000050	0.00010	mg/L	1	11-Feb-2022 21:42
Benzo(a)pyrene	< 0.000020		0.000020	0.00010	mg/L	1	11-Feb-2022 21:42
Bis(2-chloroethoxy)methane	< 0.000030		0.000030	0.00020	mg/L	1	11-Feb-2022 21:42
Bis(2-ethylhexyl)phthalate	**0.000048**	J	**0.000037**	**0.00020**	**mg/L**	1	11-Feb-2022 21:42
Chrysene	< 0.000021		0.000021	0.00010	mg/L	1	11-Feb-2022 21:42
Dibenzofuran	**0.0029**		**0.000020**	**0.00010**	**mg/L**	1	11-Feb-2022 21:42
Di-n-butyl phthalate	< 0.000020		0.000020	0.00020	mg/L	1	11-Feb-2022 21:42
Fluoranthene	**0.00055**		**0.000010**	**0.00010**	**mg/L**	1	11-Feb-2022 21:42
Fluorene	**0.0021**		**0.000030**	**0.00010**	**mg/L**	1	11-Feb-2022 21:42
Naphthalene	**0.00034**		**0.000020**	**0.00010**	**mg/L**	1	11-Feb-2022 21:42
Nitrobenzene	< 0.000024		0.000024	0.00020	mg/L	1	11-Feb-2022 21:42
N-Nitrosodiphenylamine	< 0.000025		0.000025	0.00020	mg/L	1	11-Feb-2022 21:42
Pentachlorophenol	< 0.000079		0.000079	0.00020	mg/L	1	11-Feb-2022 21:42
Phenanthrene	< 0.000021		0.000021	0.00010	mg/L	1	11-Feb-2022 21:42
Phenol	< 0.000035		0.000035	0.00020	mg/L	1	11-Feb-2022 21:42
Pyrene	**0.00049**		**0.000019**	**0.00010**	**mg/L**	1	11-Feb-2022 21:42
Surr: 2,4,6-Tribromophenol	*124*			*34-129*	*%REC*	*1*	*11-Feb-2022 21:42*
Surr: 2-Fluorobiphenyl	*79.4*			*40-125*	*%REC*	*1*	*11-Feb-2022 21:42*
Surr: 2-Fluorophenol	*75.9*			*20-120*	*%REC*	*1*	*11-Feb-2022 21:42*
Surr: 4-Terphenyl-d14	*121*			*40-135*	*%REC*	*1*	*11-Feb-2022 21:42*
Surr: Nitrobenzene-d5	*89.8*			*41-120*	*%REC*	*1*	*11-Feb-2022 21:42*
Surr: Phenol-d6	*85.7*			*20-120*	*%REC*	*1*	*11-Feb-2022 21:42*

Note: See Qualifiers Page for a list of qualifiers and their explanation.

Client:	Golder Associates Inc.	**ANALYTICAL REPORT**
Project:	Houston TX-Wood Preserving Works	WorkOrder:HS22011274
Sample ID:	WG-1620-MW35A-20220127	Lab ID:HS22011274-04
Collection Date:	27-Jan-2022 12:15	Matrix:Groundwater

ANALYSES	RESULT	QUAL	SDL	MQL	UNITS	DILUTION FACTOR	DATE ANALYZED
ICP-MS METALS BY SW6020A		**Method:SW6020A**			Prep:SW3010A / 09-Feb-2022		Analyst: JHD
Arsenic	**0.0285**		**0.000400**	**0.00200**	**mg/L**	1	09-Feb-2022 23:53
Calcium	**220**		**0.680**	**10.0**	**mg/L**	20	10-Feb-2022 13:03
Iron	**5.27**		**0.0120**	**0.200**	**mg/L**	1	09-Feb-2022 23:53
Magnesium	**58.0**		**0.0100**	**0.200**	**mg/L**	1	09-Feb-2022 23:53
Manganese	**2.30**		**0.0140**	**0.100**	**mg/L**	20	10-Feb-2022 13:03
Potassium	**0.886**		**0.0180**	**0.200**	**mg/L**	1	09-Feb-2022 23:53
Sodium	**115**		**0.0140**	**0.200**	**mg/L**	1	09-Feb-2022 23:53
ALKALINITY BY SM 2320B-2011		**Method:SM2320B**					Analyst: TH
Alkalinity, Bicarbonate (As CaCO3)	**535**		**5.00**	**5.00**	**mg/L**	1	09-Feb-2022 19:16
Alkalinity, Carbonate (As CaCO3)	< 5.00		5.00	5.00	mg/L	1	09-Feb-2022 19:16
Alkalinity, Total (As CaCO3)	**535**		**5.00**	**5.00**	**mg/L**	1	09-Feb-2022 19:16
ANIONS BY SW9056A		**Method:SW9056**					Analyst: YP
Chloride	**512**		**4.00**	**10.0**	**mg/L**	20	10-Feb-2022 21:02
Fluoride	**0.333**		**0.0500**	**0.100**	**mg/L**	1	28-Jan-2022 18:00
Nitrogen, Nitrate (As N)	< 0.0300		0.0300	0.100	mg/L	1	28-Jan-2022 18:00
Nitrogen, Nitrite (As N)	< 0.0300		0.0300	0.100	mg/L	1	28-Jan-2022 18:00
Sulfate	**0.495**	J	**0.200**	**0.500**	**mg/L**	1	28-Jan-2022 18:00
Nitrate/Nitrite (as N)	< 0.0300		0.0300	0.100	mg/L	1	28-Jan-2022 18:00

Note: See Qualifiers Page for a list of qualifiers and their explanation.

Client:	Golder Associates Inc.	**ANALYTICAL REPORT**
Project:	Houston TX-Wood Preserving Works	WorkOrder:HS22011274
Sample ID:	WG-1620-MW28A-20220127	Lab ID:HS22011274-05
Collection Date:	27-Jan-2022 13:50	Matrix:Groundwater

ANALYSES	RESULT	QUAL	SDL	MQL	UNITS	DILUTION FACTOR	DATE ANALYZED
LOW LEVEL VOLATILES BY SW8260C		**Method:SW8260**					Analyst: PC
1,2-Dichloroethane	< 0.00020		0.00020	0.0010	mg/L	1	08-Feb-2022 02:14
Benzene	< 0.00020		0.00020	0.0010	mg/L	1	08-Feb-2022 02:14
Chlorobenzene	< 0.00030		0.00030	0.0010	mg/L	1	08-Feb-2022 02:14
Ethylbenzene	< 0.00030		0.00030	0.0010	mg/L	1	08-Feb-2022 02:14
Methylene chloride	< 0.0010		0.0010	0.0020	mg/L	1	08-Feb-2022 02:14
Toluene	< 0.00020		0.00020	0.0010	mg/L	1	08-Feb-2022 02:14
Xylenes, Total	< 0.00030		0.00030	0.0010	mg/L	1	08-Feb-2022 02:14
Surr: 1,2-Dichloroethane-d4	*87.9*			*70-126*	*%REC*	*1*	*08-Feb-2022 02:14*
Surr: 4-Bromofluorobenzene	*96.8*			*77-113*	*%REC*	*1*	*08-Feb-2022 02:14*
Surr: Dibromofluoromethane	*98.0*			*77-123*	*%REC*	*1*	*08-Feb-2022 02:14*
Surr: Toluene-d8	*112*			*82-127*	*%REC*	*1*	*08-Feb-2022 02:14*

Note: See Qualifiers Page for a list of qualifiers and their explanation.

Client:	Golder Associates Inc.	**ANALYTICAL REPORT**
Project:	Houston TX-Wood Preserving Works	WorkOrder:HS22011274
Sample ID:	WG-1620-MW28A-20220127	Lab ID:HS22011274-05
Collection Date:	27-Jan-2022 13:50	Matrix:Groundwater

ANALYSES	RESULT	QUAL	SDL	MQL	UNITS	DILUTION FACTOR	DATE ANALYZED
LOW-LEVEL SEMIVOLATILES BY 8270D		**Method:SW8270**			Prep:SW3510 / 03-Feb-2022		Analyst: GEY
1,2-Diphenylhydrazine	< 0.00021		0.00021	0.0020	mg/L	10	11-Feb-2022 22:02
2,4-Dimethylphenol	< 0.00040		0.00040	0.0020	mg/L	10	11-Feb-2022 22:02
2,4-Dinitrotoluene	< 0.00058		0.00058	0.0020	mg/L	10	11-Feb-2022 22:02
2,6-Dinitrotoluene	< 0.00042		0.00042	0.0020	mg/L	10	11-Feb-2022 22:02
2-Chloronaphthalene	< 0.00021		0.00021	0.0020	mg/L	10	11-Feb-2022 22:02
2-Methylnaphthalene	< 0.00019		0.00019	0.0010	mg/L	10	11-Feb-2022 22:02
4,6-Dinitro-2-methylphenol	< 0.00020		0.00020	0.0020	mg/L	10	11-Feb-2022 22:02
4-Nitrophenol	< 0.00047		0.00047	0.010	mg/L	10	11-Feb-2022 22:02
Acenaphthene	< 0.00027		0.00027	0.0010	mg/L	10	11-Feb-2022 22:02
Acenaphthylene	< 0.00015		0.00015	0.0010	mg/L	10	11-Feb-2022 22:02
Anthracene	< 0.00014		0.00014	0.0010	mg/L	10	11-Feb-2022 22:02
Benz(a)anthracene	< 0.00050		0.00050	0.0010	mg/L	10	11-Feb-2022 22:02
Benzo(a)pyrene	< 0.00020		0.00020	0.0010	mg/L	10	11-Feb-2022 22:02
Bis(2-chloroethoxy)methane	< 0.00030		0.00030	0.0020	mg/L	10	11-Feb-2022 22:02
Bis(2-ethylhexyl)phthalate	< 0.00037		0.00037	0.0020	mg/L	10	11-Feb-2022 22:02
Chrysene	< 0.00021		0.00021	0.0010	mg/L	10	11-Feb-2022 22:02
Dibenzofuran	< 0.00020		0.00020	0.0010	mg/L	10	11-Feb-2022 22:02
Di-n-butyl phthalate	< 0.00020		0.00020	0.0020	mg/L	10	11-Feb-2022 22:02
Fluoranthene	< 0.00010		0.00010	0.0010	mg/L	10	11-Feb-2022 22:02
Fluorene	< 0.00030		0.00030	0.0010	mg/L	10	11-Feb-2022 22:02
Naphthalene	< 0.00020		0.00020	0.0010	mg/L	10	11-Feb-2022 22:02
Nitrobenzene	< 0.00024		0.00024	0.0020	mg/L	10	11-Feb-2022 22:02
N-Nitrosodiphenylamine	< 0.00025		0.00025	0.0020	mg/L	10	11-Feb-2022 22:02
Pentachlorophenol	< 0.00079		0.00079	0.0020	mg/L	10	11-Feb-2022 22:02
Phenanthrene	< 0.00021		0.00021	0.0010	mg/L	10	11-Feb-2022 22:02
Phenol	**0.0019**	J	**0.00035**	**0.0020**	**mg/L**	10	11-Feb-2022 22:02
Pyrene	< 0.00019		0.00019	0.0010	mg/L	10	11-Feb-2022 22:02
Surr: 2,4,6-Tribromophenol	*111*			*34-129*	*%REC*	*10*	*11-Feb-2022 22:02*
Surr: 2-Fluorobiphenyl	*73.7*			*40-125*	*%REC*	*10*	*11-Feb-2022 22:02*
Surr: 2-Fluorophenol	*65.3*			*20-120*	*%REC*	*10*	*11-Feb-2022 22:02*
Surr: 4-Terphenyl-d14	*113*			*40-135*	*%REC*	*10*	*11-Feb-2022 22:02*
Surr: Nitrobenzene-d5	*85.5*			*41-120*	*%REC*	*10*	*11-Feb-2022 22:02*
Surr: Phenol-d6	*81.4*			*20-120*	*%REC*	*10*	*11-Feb-2022 22:02*

Note: See Qualifiers Page for a list of qualifiers and their explanation.

Client:	Golder Associates Inc.	**ANALYTICAL REPORT**
Project:	Houston TX-Wood Preserving Works	WorkOrder:HS22011274
Sample ID:	WG-1620-MW28A-20220127	Lab ID:HS22011274-05
Collection Date:	27-Jan-2022 13:50	Matrix:Groundwater

ANALYSES	RESULT	QUAL	SDL	MQL	UNITS	DILUTION FACTOR	DATE ANALYZED
ICP-MS METALS BY SW6020A		**Method:SW6020A**			Prep:SW3010A / 09-Feb-2022		Analyst: JHD
Arsenic	**0.00102**	J	**0.000400**	**0.00200**	**mg/L**	1	09-Feb-2022 23:55
Calcium	**119**		**0.0340**	**0.500**	**mg/L**	1	09-Feb-2022 23:55
Iron	**0.159**	J	**0.0120**	**0.200**	**mg/L**	1	09-Feb-2022 23:55
Magnesium	**37.2**		**0.0100**	**0.200**	**mg/L**	1	09-Feb-2022 23:55
Manganese	**0.753**		**0.000700**	**0.00500**	**mg/L**	1	09-Feb-2022 23:55
Potassium	**0.673**		**0.0180**	**0.200**	**mg/L**	1	09-Feb-2022 23:55
Sodium	**143**		**0.0140**	**0.200**	**mg/L**	1	09-Feb-2022 23:55
ALKALINITY BY SM 2320B-2011		**Method:SM2320B**					Analyst: TH
Alkalinity, Bicarbonate (As CaCO3)	**585**		**5.00**	**5.00**	**mg/L**	1	09-Feb-2022 19:24
Alkalinity, Carbonate (As CaCO3)	< 5.00		5.00	5.00	mg/L	1	09-Feb-2022 19:24
Alkalinity, Total (As CaCO3)	**585**		**5.00**	**5.00**	**mg/L**	1	09-Feb-2022 19:24
ANIONS BY SW9056A		**Method:SW9056**					Analyst: YP
Chloride	**56.0**		**0.200**	**0.500**	**mg/L**	1	28-Jan-2022 18:08
Fluoride	**0.873**		**0.0500**	**0.100**	**mg/L**	1	28-Jan-2022 18:08
Nitrogen, Nitrate (As N)	**0.169**		**0.0300**	**0.100**	**mg/L**	1	28-Jan-2022 18:08
Nitrogen, Nitrite (As N)	< 0.0300		0.0300	0.100	mg/L	1	28-Jan-2022 18:08
Sulfate	**126**		**1.00**	**2.50**	**mg/L**	5	10-Feb-2022 21:07
Nitrate/Nitrite (as N)	**0.169**		**0.0300**	**0.100**	**mg/L**	1	28-Jan-2022 18:08

Note: See Qualifiers Page for a list of qualifiers and their explanation.

Client:	Golder Associates Inc.	**ANALYTICAL REPORT**
Project:	Houston TX-Wood Preserving Works	WorkOrder:HS22011274
Sample ID:	WG-1620-MW21C-20220127	Lab ID:HS22011274-06
Collection Date:	27-Jan-2022 09:35	Matrix:Groundwater

ANALYSES	RESULT	QUAL	SDL	MQL	UNITS	DILUTION FACTOR	DATE ANALYZED
LOW LEVEL VOLATILES BY SW8260C		**Method:SW8260**					Analyst: PC
1,2-Dichloroethane	< 0.00020		0.00020	0.0010	mg/L	1	08-Feb-2022 02:35
Benzene	< 0.00020		0.00020	0.0010	mg/L	1	08-Feb-2022 02:35
Chlorobenzene	< 0.00030		0.00030	0.0010	mg/L	1	08-Feb-2022 02:35
Ethylbenzene	< 0.00030		0.00030	0.0010	mg/L	1	08-Feb-2022 02:35
Methylene chloride	< 0.0010		0.0010	0.0020	mg/L	1	08-Feb-2022 02:35
Toluene	< 0.00020		0.00020	0.0010	mg/L	1	08-Feb-2022 02:35
Xylenes, Total	< 0.00030		0.00030	0.0010	mg/L	1	08-Feb-2022 02:35
Surr: 1,2-Dichloroethane-d4	*85.6*			*70-126*	*%REC*	*1*	*08-Feb-2022 02:35*
Surr: 4-Bromofluorobenzene	*95.5*			*77-113*	*%REC*	*1*	*08-Feb-2022 02:35*
Surr: Dibromofluoromethane	*95.1*			*77-123*	*%REC*	*1*	*08-Feb-2022 02:35*
Surr: Toluene-d8	*109*			*82-127*	*%REC*	*1*	*08-Feb-2022 02:35*

Note: See Qualifiers Page for a list of qualifiers and their explanation.

Client:	Golder Associates Inc.	**ANALYTICAL REPORT**
Project:	Houston TX-Wood Preserving Works	WorkOrder:HS22011274
Sample ID:	WG-1620-MW21C-20220127	Lab ID:HS22011274-06
Collection Date:	27-Jan-2022 09:35	Matrix:Groundwater

ANALYSES	RESULT	QUAL	SDL	MQL	UNITS	DILUTION FACTOR	DATE ANALYZED
LOW-LEVEL SEMIVOLATILES BY 8270D		**Method:SW8270**			Prep:SW3510 / 03-Feb-2022		Analyst: GEY
1,2-Diphenylhydrazine	< 0.000021		0.000021	0.00020	mg/L	1	11-Feb-2022 22:21
2,4-Dimethylphenol	< 0.000040		0.000040	0.00020	mg/L	1	11-Feb-2022 22:21
2,4-Dinitrotoluene	< 0.000058		0.000058	0.00020	mg/L	1	11-Feb-2022 22:21
2,6-Dinitrotoluene	< 0.000042		0.000042	0.00020	mg/L	1	11-Feb-2022 22:21
2-Chloronaphthalene	< 0.000021		0.000021	0.00020	mg/L	1	11-Feb-2022 22:21
2-Methylnaphthalene	< 0.000019		0.000019	0.00010	mg/L	1	11-Feb-2022 22:21
4,6-Dinitro-2-methylphenol	< 0.000020		0.000020	0.00020	mg/L	1	11-Feb-2022 22:21
4-Nitrophenol	< 0.000047		0.000047	0.0010	mg/L	1	11-Feb-2022 22:21
Acenaphthene	< 0.000027		0.000027	0.00010	mg/L	1	11-Feb-2022 22:21
Acenaphthylene	< 0.000015		0.000015	0.00010	mg/L	1	11-Feb-2022 22:21
Anthracene	< 0.000014		0.000014	0.00010	mg/L	1	11-Feb-2022 22:21
Benz(a)anthracene	< 0.000050		0.000050	0.00010	mg/L	1	11-Feb-2022 22:21
Benzo(a)pyrene	< 0.000020		0.000020	0.00010	mg/L	1	11-Feb-2022 22:21
Bis(2-chloroethoxy)methane	< 0.000030		0.000030	0.00020	mg/L	1	11-Feb-2022 22:21
Bis(2-ethylhexyl)phthalate	**0.000070**	J	**0.000037**	**0.00020**	**mg/L**	1	11-Feb-2022 22:21
Chrysene	< 0.000021		0.000021	0.00010	mg/L	1	11-Feb-2022 22:21
Dibenzofuran	< 0.000020		0.000020	0.00010	mg/L	1	11-Feb-2022 22:21
Di-n-butyl phthalate	< 0.000020		0.000020	0.00020	mg/L	1	11-Feb-2022 22:21
Fluoranthene	< 0.000010		0.000010	0.00010	mg/L	1	11-Feb-2022 22:21
Fluorene	< 0.000030		0.000030	0.00010	mg/L	1	11-Feb-2022 22:21
Naphthalene	**0.00037**		**0.000020**	**0.00010**	**mg/L**	1	11-Feb-2022 22:21
Nitrobenzene	< 0.000024		0.000024	0.00020	mg/L	1	11-Feb-2022 22:21
N-Nitrosodiphenylamine	< 0.000025		0.000025	0.00020	mg/L	1	11-Feb-2022 22:21
Pentachlorophenol	< 0.000079		0.000079	0.00020	mg/L	1	11-Feb-2022 22:21
Phenanthrene	< 0.000021		0.000021	0.00010	mg/L	1	11-Feb-2022 22:21
Phenol	< 0.000035		0.000035	0.00020	mg/L	1	11-Feb-2022 22:21
Pyrene	< 0.000019		0.000019	0.00010	mg/L	1	11-Feb-2022 22:21
Surr: 2,4,6-Tribromophenol	*78.0*			*34-129*	*%REC*	*1*	*11-Feb-2022 22:21*
Surr: 2-Fluorobiphenyl	*57.4*			*40-125*	*%REC*	*1*	*11-Feb-2022 22:21*
Surr: 2-Fluorophenol	*58.4*			*20-120*	*%REC*	*1*	*11-Feb-2022 22:21*
Surr: 4-Terphenyl-d14	*82.2*			*40-135*	*%REC*	*1*	*11-Feb-2022 22:21*
Surr: Nitrobenzene-d5	*65.2*			*41-120*	*%REC*	*1*	*11-Feb-2022 22:21*
Surr: Phenol-d6	*62.2*			*20-120*	*%REC*	*1*	*11-Feb-2022 22:21*
ICP-MS METALS BY SW6020A		**Method:SW6020A**			Prep:SW3010A / 09-Feb-2022		Analyst: JHD
Arsenic	**0.000780**	J	**0.000400**	**0.00200**	**mg/L**	1	09-Feb-2022 23:57

Note: See Qualifiers Page for a list of qualifiers and their explanation.

Client:	Golder Associates Inc.	**ANALYTICAL REPORT**
Project:	Houston TX-Wood Preserving Works	WorkOrder:HS22011274
Sample ID:	WG-1620-FD07-20220127	Lab ID:HS22011274-07
Collection Date:	27-Jan-2022 09:35	Matrix:Groundwater

ANALYSES	RESULT	QUAL	SDL	MQL	UNITS	DILUTION FACTOR	DATE ANALYZED
LOW LEVEL VOLATILES BY SW8260C		**Method:SW8260**					Analyst: PC
1,2-Dichloroethane	< 0.00020		0.00020	0.0010	mg/L	1	08-Feb-2022 02:56
Benzene	< 0.00020		0.00020	0.0010	mg/L	1	08-Feb-2022 02:56
Chlorobenzene	< 0.00030		0.00030	0.0010	mg/L	1	08-Feb-2022 02:56
Ethylbenzene	< 0.00030		0.00030	0.0010	mg/L	1	08-Feb-2022 02:56
Methylene chloride	< 0.0010		0.0010	0.0020	mg/L	1	08-Feb-2022 02:56
Toluene	< 0.00020		0.00020	0.0010	mg/L	1	08-Feb-2022 02:56
Xylenes, Total	< 0.00030		0.00030	0.0010	mg/L	1	08-Feb-2022 02:56
Surr: 1,2-Dichloroethane-d4	*86.7*			*70-126*	*%REC*	*1*	*08-Feb-2022 02:56*
Surr: 4-Bromofluorobenzene	*96.1*			*77-113*	*%REC*	*1*	*08-Feb-2022 02:56*
Surr: Dibromofluoromethane	*96.7*			*77-123*	*%REC*	*1*	*08-Feb-2022 02:56*
Surr: Toluene-d8	*108*			*82-127*	*%REC*	*1*	*08-Feb-2022 02:56*

Note: See Qualifiers Page for a list of qualifiers and their explanation.

Client:	Golder Associates Inc.	**ANALYTICAL REPORT**
Project:	Houston TX-Wood Preserving Works	WorkOrder:HS22011274
Sample ID:	WG-1620-FD07-20220127	Lab ID:HS22011274-07
Collection Date:	27-Jan-2022 09:35	Matrix:Groundwater

ANALYSES	RESULT	QUAL	SDL	MQL	UNITS	DILUTION FACTOR	DATE ANALYZED
LOW-LEVEL SEMIVOLATILES BY 8270D		**Method:SW8270**			Prep:SW3510 / 03-Feb-2022		Analyst: GEY
1,2-Diphenylhydrazine	< 0.000021		0.000021	0.00020	mg/L	1	12-Feb-2022 21:15
2,4-Dimethylphenol	< 0.000040		0.000040	0.00020	mg/L	1	12-Feb-2022 21:15
2,4-Dinitrotoluene	< 0.000058		0.000058	0.00020	mg/L	1	12-Feb-2022 21:15
2,6-Dinitrotoluene	< 0.000042		0.000042	0.00020	mg/L	1	12-Feb-2022 21:15
2-Chloronaphthalene	< 0.000021		0.000021	0.00020	mg/L	1	12-Feb-2022 21:15
2-Methylnaphthalene	< 0.000019		0.000019	0.00010	mg/L	1	12-Feb-2022 21:15
4,6-Dinitro-2-methylphenol	< 0.000020		0.000020	0.00020	mg/L	1	12-Feb-2022 21:15
4-Nitrophenol	< 0.000047		0.000047	0.0010	mg/L	1	12-Feb-2022 21:15
Acenaphthene	< 0.000027		0.000027	0.00010	mg/L	1	12-Feb-2022 21:15
Acenaphthylene	< 0.000015		0.000015	0.00010	mg/L	1	12-Feb-2022 21:15
Anthracene	< 0.000014		0.000014	0.00010	mg/L	1	12-Feb-2022 21:15
Benz(a)anthracene	< 0.000050		0.000050	0.00010	mg/L	1	12-Feb-2022 21:15
Benzo(a)pyrene	< 0.000020		0.000020	0.00010	mg/L	1	12-Feb-2022 21:15
Bis(2-chloroethoxy)methane	< 0.000030		0.000030	0.00020	mg/L	1	12-Feb-2022 21:15
Bis(2-ethylhexyl)phthalate	**0.000057**	J	**0.000037**	**0.00020**	**mg/L**	1	12-Feb-2022 21:15
Chrysene	< 0.000021		0.000021	0.00010	mg/L	1	12-Feb-2022 21:15
Dibenzofuran	< 0.000020		0.000020	0.00010	mg/L	1	12-Feb-2022 21:15
Di-n-butyl phthalate	< 0.000020		0.000020	0.00020	mg/L	1	12-Feb-2022 21:15
Fluoranthene	< 0.000010		0.000010	0.00010	mg/L	1	12-Feb-2022 21:15
Fluorene	< 0.000030		0.000030	0.00010	mg/L	1	12-Feb-2022 21:15
Naphthalene	**0.00017**		**0.000020**	**0.00010**	**mg/L**	1	12-Feb-2022 21:15
Nitrobenzene	< 0.000024		0.000024	0.00020	mg/L	1	12-Feb-2022 21:15
N-Nitrosodiphenylamine	< 0.000025		0.000025	0.00020	mg/L	1	12-Feb-2022 21:15
Pentachlorophenol	< 0.000079		0.000079	0.00020	mg/L	1	12-Feb-2022 21:15
Phenanthrene	< 0.000021		0.000021	0.00010	mg/L	1	12-Feb-2022 21:15
Phenol	< 0.000035		0.000035	0.00020	mg/L	1	12-Feb-2022 21:15
Pyrene	< 0.000019		0.000019	0.00010	mg/L	1	12-Feb-2022 21:15
Surr: 2,4,6-Tribromophenol	*64.6*			*34-129*	*%REC*	*1*	*12-Feb-2022 21:15*
Surr: 2-Fluorobiphenyl	*63.7*			*40-125*	*%REC*	*1*	*12-Feb-2022 21:15*
Surr: 2-Fluorophenol	*62.9*			*20-120*	*%REC*	*1*	*12-Feb-2022 21:15*
Surr: 4-Terphenyl-d14	*100*			*40-135*	*%REC*	*1*	*12-Feb-2022 21:15*
Surr: Nitrobenzene-d5	*61.9*			*41-120*	*%REC*	*1*	*12-Feb-2022 21:15*
Surr: Phenol-d6	*58.1*			*20-120*	*%REC*	*1*	*12-Feb-2022 21:15*
ICP-MS METALS BY SW6020A		**Method:SW6020A**			Prep:SW3010A / 09-Feb-2022		Analyst: JHD
Arsenic	**0.000884**	J	**0.000400**	**0.00200**	**mg/L**	1	10-Feb-2022 00:03

Note: See Qualifiers Page for a list of qualifiers and their explanation.

Client:	Golder Associates Inc.	**ANALYTICAL REPORT**
Project:	Houston TX-Wood Preserving Works	WorkOrder:HS22011274
Sample ID:	WG-1620-MW12B-20220127	Lab ID:HS22011274-08
Collection Date:	27-Jan-2022 10:30	Matrix:Groundwater

ANALYSES	RESULT	QUAL	SDL	MQL	UNITS	DILUTION FACTOR	DATE ANALYZED
LOW LEVEL VOLATILES BY SW8260C		**Method:SW8260**					Analyst: PC
1,2-Dichloroethane	< 0.0020		0.0020	0.010	mg/L	10	08-Feb-2022 16:09
Benzene	< 0.0020		0.0020	0.010	mg/L	10	08-Feb-2022 16:09
Chlorobenzene	< 0.0030		0.0030	0.010	mg/L	10	08-Feb-2022 16:09
Ethylbenzene	**0.0072**	J	**0.0030**	**0.010**	**mg/L**	10	08-Feb-2022 16:09
Methylene chloride	< 0.010		0.010	0.020	mg/L	10	08-Feb-2022 16:09
Toluene	< 0.0020		0.0020	0.010	mg/L	10	08-Feb-2022 16:09
Xylenes, Total	< 0.0030		0.0030	0.010	mg/L	10	08-Feb-2022 16:09
Surr: 1,2-Dichloroethane-d4	*90.4*			*70-126*	*%REC*	*10*	*08-Feb-2022 16:09*
Surr: 4-Bromofluorobenzene	*96.9*			*77-113*	*%REC*	*10*	*08-Feb-2022 16:09*
Surr: Dibromofluoromethane	*96.5*			*77-123*	*%REC*	*10*	*08-Feb-2022 16:09*
Surr: Toluene-d8	*105*			*82-127*	*%REC*	*10*	*08-Feb-2022 16:09*

Note: See Qualifiers Page for a list of qualifiers and their explanation.

Client:	Golder Associates Inc.	**ANALYTICAL REPORT**
Project:	Houston TX-Wood Preserving Works	WorkOrder:HS22011274
Sample ID:	WG-1620-MW12B-20220127	Lab ID:HS22011274-08
Collection Date:	27-Jan-2022 10:30	Matrix:Groundwater

ANALYSES	RESULT	QUAL	SDL	MQL	UNITS	DILUTION FACTOR	DATE ANALYZED
LOW-LEVEL SEMIVOLATILES BY 8270D		**Method:SW8270**			Prep:SW3510 / 03-Feb-2022		Analyst: GEY
1,2-Diphenylhydrazine	< 0.00021		0.00021	0.0020	mg/L	10	12-Feb-2022 21:34
2,4-Dimethylphenol	**0.52**		**0.0040**	**0.020**	**mg/L**	100	12-Feb-2022 21:52
2,4-Dinitrotoluene	< 0.00058		0.00058	0.0020	mg/L	10	12-Feb-2022 21:34
2,6-Dinitrotoluene	< 0.00042		0.00042	0.0020	mg/L	10	12-Feb-2022 21:34
2-Chloronaphthalene	< 0.00021		0.00021	0.0020	mg/L	10	12-Feb-2022 21:34
2-Methylnaphthalene	**0.33**		**0.0019**	**0.010**	**mg/L**	100	12-Feb-2022 21:52
4,6-Dinitro-2-methylphenol	< 0.00020		0.00020	0.0020	mg/L	10	12-Feb-2022 21:34
4-Nitrophenol	< 0.00047		0.00047	0.010	mg/L	10	12-Feb-2022 21:34
Acenaphthene	**0.27**		**0.0027**	**0.010**	**mg/L**	100	12-Feb-2022 21:52
Acenaphthylene	**0.011**		**0.00015**	**0.0010**	**mg/L**	10	12-Feb-2022 21:34
Anthracene	**0.043**		**0.00014**	**0.0010**	**mg/L**	10	12-Feb-2022 21:34
Benz(a)anthracene	**0.037**		**0.00050**	**0.0010**	**mg/L**	10	12-Feb-2022 21:34
Benzo(a)pyrene	**0.0092**		**0.00020**	**0.0010**	**mg/L**	10	12-Feb-2022 21:34
Bis(2-chloroethoxy)methane	< 0.00030		0.00030	0.0020	mg/L	10	12-Feb-2022 21:34
Bis(2-ethylhexyl)phthalate	< 0.00037		0.00037	0.0020	mg/L	10	12-Feb-2022 21:34
Chrysene	**0.035**		**0.00021**	**0.0010**	**mg/L**	10	12-Feb-2022 21:34
Dibenzofuran	**0.26**		**0.0020**	**0.010**	**mg/L**	100	12-Feb-2022 21:52
Di-n-butyl phthalate	< 0.00020		0.00020	0.0020	mg/L	10	12-Feb-2022 21:34
Fluoranthene	**0.44**		**0.0010**	**0.010**	**mg/L**	100	12-Feb-2022 21:52
Fluorene	**0.28**		**0.0030**	**0.010**	**mg/L**	100	12-Feb-2022 21:52
Naphthalene	**2.4**		**0.020**	**0.10**	**mg/L**	1000	12-Feb-2022 22:11
Nitrobenzene	< 0.00024		0.00024	0.0020	mg/L	10	12-Feb-2022 21:34
N-Nitrosodiphenylamine	< 0.00025		0.00025	0.0020	mg/L	10	12-Feb-2022 21:34
Pentachlorophenol	< 0.00079		0.00079	0.0020	mg/L	10	12-Feb-2022 21:34
Phenanthrene	**0.71**		**0.0021**	**0.010**	**mg/L**	100	12-Feb-2022 21:52
Phenol	**0.46**		**0.0035**	**0.020**	**mg/L**	100	12-Feb-2022 21:52
Pyrene	**0.14**		**0.0019**	**0.010**	**mg/L**	100	12-Feb-2022 21:52
Surr: 2,4,6-Tribromophenol	*0*	*JS*		*34-129*	*%REC*	*1000*	*12-Feb-2022 22:11*
Surr: 2,4,6-Tribromophenol	*91.7*			*34-129*	*%REC*	*10*	*12-Feb-2022 21:34*
Surr: 2,4,6-Tribromophenol	*0*	*JS*		*34-129*	*%REC*	*100*	*12-Feb-2022 21:52*
Surr: 2-Fluorobiphenyl	*95.2*			*40-125*	*%REC*	*10*	*12-Feb-2022 21:34*
Surr: 2-Fluorobiphenyl	*0*	*JS*		*40-125*	*%REC*	*100*	*12-Feb-2022 21:52*
Surr: 2-Fluorobiphenyl	*0*	*JS*		*40-125*	*%REC*	*1000*	*12-Feb-2022 22:11*
Surr: 2-Fluorophenol	*0*	*JS*		*20-120*	*%REC*	*1000*	*12-Feb-2022 22:11*
Surr: 2-Fluorophenol	*83.1*			*20-120*	*%REC*	*10*	*12-Feb-2022 21:34*
Surr: 2-Fluorophenol	*0*	*JS*		*20-120*	*%REC*	*100*	*12-Feb-2022 21:52*
Surr: 4-Terphenyl-d14	*0*	*JS*		*40-135*	*%REC*	*1000*	*12-Feb-2022 22:11*
Surr: 4-Terphenyl-d14	*115*			*40-135*	*%REC*	*10*	*12-Feb-2022 21:34*
Surr: 4-Terphenyl-d14	*0*	*JS*		*40-135*	*%REC*	*100*	*12-Feb-2022 21:52*

Note: See Qualifiers Page for a list of qualifiers and their explanation.

Client:	Golder Associates Inc.	**ANALYTICAL REPORT**
Project:	Houston TX-Wood Preserving Works	WorkOrder:HS22011274
Sample ID:	WG-1620-MW12B-20220127	Lab ID:HS22011274-08
Collection Date:	27-Jan-2022 10:30	Matrix:Groundwater

ANALYSES	RESULT	QUAL	SDL	MQL	UNITS	DILUTION FACTOR	DATE ANALYZED
LOW-LEVEL SEMIVOLATILES BY 8270D		**Method:SW8270**			Prep:SW3510 / 03-Feb-2022		Analyst: GEY
Surr: Nitrobenzene-d5	*107*			*41-120*	*%REC*	*10*	*12-Feb-2022 21:34*
Surr: Nitrobenzene-d5	*0*	*JS*		*41-120*	*%REC*	*100*	*12-Feb-2022 21:52*
Surr: Nitrobenzene-d5	*0*	*JS*		*41-120*	*%REC*	*1000*	*12-Feb-2022 22:11*
Surr: Phenol-d6	*85.7*			*20-120*	*%REC*	*10*	*12-Feb-2022 21:34*
Surr: Phenol-d6	*0*	*JS*		*20-120*	*%REC*	*100*	*12-Feb-2022 21:52*
Surr: Phenol-d6	*0*	*JS*		*20-120*	*%REC*	*1000*	*12-Feb-2022 22:11*
ICP-MS METALS BY SW6020A		**Method:SW6020A**			Prep:SW3010A / 09-Feb-2022		Analyst: JHD
Arsenic	**0.0253**		**0.000400**	**0.00200**	**mg/L**	1	10-Feb-2022 00:05

Note: See Qualifiers Page for a list of qualifiers and their explanation.

Client:	Golder Associates Inc.	**ANALYTICAL REPORT**
Project:	Houston TX-Wood Preserving Works	WorkOrder:HS22011274
Sample ID:	WG-1620-MW35B-20220127	Lab ID:HS22011274-09
Collection Date:	27-Jan-2022 12:55	Matrix:Groundwater

ANALYSES	RESULT	QUAL	SDL	MQL	UNITS	DILUTION FACTOR	DATE ANALYZED
LOW LEVEL VOLATILES BY SW8260C		**Method:SW8260**					Analyst: PC
1,2-Dichloroethane	< 0.00020		0.00020	0.0010	mg/L	1	08-Feb-2022 03:17
Benzene	**0.069**		**0.00020**	**0.0010**	**mg/L**	1	08-Feb-2022 03:17
Chlorobenzene	< 0.00030		0.00030	0.0010	mg/L	1	08-Feb-2022 03:17
Ethylbenzene	**0.013**		**0.00030**	**0.0010**	**mg/L**	1	08-Feb-2022 03:17
Methylene chloride	< 0.0010		0.0010	0.0020	mg/L	1	08-Feb-2022 03:17
Toluene	**0.0016**		**0.00020**	**0.0010**	**mg/L**	1	08-Feb-2022 03:17
Xylenes, Total	**0.012**		**0.00030**	**0.0010**	**mg/L**	1	08-Feb-2022 03:17
Surr: 1,2-Dichloroethane-d4	*86.1*			*70-126*	*%REC*	*1*	*08-Feb-2022 03:17*
Surr: 4-Bromofluorobenzene	*100*			*77-113*	*%REC*	*1*	*08-Feb-2022 03:17*
Surr: Dibromofluoromethane	*94.6*			*77-123*	*%REC*	*1*	*08-Feb-2022 03:17*
Surr: Toluene-d8	*109*			*82-127*	*%REC*	*1*	*08-Feb-2022 03:17*

Note: See Qualifiers Page for a list of qualifiers and their explanation.

Client:	Golder Associates Inc.	**ANALYTICAL REPORT**
Project:	Houston TX-Wood Preserving Works	WorkOrder:HS22011274
Sample ID:	WG-1620-MW35B-20220127	Lab ID:HS22011274-09
Collection Date:	27-Jan-2022 12:55	Matrix:Groundwater

ANALYSES	RESULT	QUAL	SDL	MQL	UNITS	DILUTION FACTOR	DATE ANALYZED
LOW-LEVEL SEMIVOLATILES BY 8270D		**Method:SW8270**			Prep:SW3510 / 03-Feb-2022		Analyst: GEY
1,2-Diphenylhydrazine	< 0.00021		0.00021	0.0020	mg/L	10	12-Feb-2022 22:29
2,4-Dimethylphenol	< 0.00040		0.00040	0.0020	mg/L	10	12-Feb-2022 22:29
2,4-Dinitrotoluene	< 0.00058		0.00058	0.0020	mg/L	10	12-Feb-2022 22:29
2,6-Dinitrotoluene	< 0.00042		0.00042	0.0020	mg/L	10	12-Feb-2022 22:29
2-Chloronaphthalene	< 0.00021		0.00021	0.0020	mg/L	10	12-Feb-2022 22:29
2-Methylnaphthalene	**0.022**		**0.00019**	**0.0010**	**mg/L**	10	12-Feb-2022 22:29
4,6-Dinitro-2-methylphenol	< 0.00020		0.00020	0.0020	mg/L	10	12-Feb-2022 22:29
4-Nitrophenol	< 0.00047		0.00047	0.010	mg/L	10	12-Feb-2022 22:29
Acenaphthene	**0.027**		**0.00027**	**0.0010**	**mg/L**	10	12-Feb-2022 22:29
Acenaphthylene	< 0.00015		0.00015	0.0010	mg/L	10	12-Feb-2022 22:29
Anthracene	**0.0040**		**0.00014**	**0.0010**	**mg/L**	10	12-Feb-2022 22:29
Benz(a)anthracene	< 0.00050		0.00050	0.0010	mg/L	10	12-Feb-2022 22:29
Benzo(a)pyrene	< 0.00020		0.00020	0.0010	mg/L	10	12-Feb-2022 22:29
Bis(2-chloroethoxy)methane	< 0.00030		0.00030	0.0020	mg/L	10	12-Feb-2022 22:29
Bis(2-ethylhexyl)phthalate	< 0.00037		0.00037	0.0020	mg/L	10	12-Feb-2022 22:29
Chrysene	< 0.00021		0.00021	0.0010	mg/L	10	12-Feb-2022 22:29
Dibenzofuran	**0.031**		**0.00020**	**0.0010**	**mg/L**	10	12-Feb-2022 22:29
Di-n-butyl phthalate	< 0.00020		0.00020	0.0020	mg/L	10	12-Feb-2022 22:29
Fluoranthene	**0.0032**		**0.00010**	**0.0010**	**mg/L**	10	12-Feb-2022 22:29
Fluorene	**0.017**		**0.00030**	**0.0010**	**mg/L**	10	12-Feb-2022 22:29
Naphthalene	**0.014**		**0.00020**	**0.0010**	**mg/L**	10	12-Feb-2022 22:29
Nitrobenzene	< 0.00024		0.00024	0.0020	mg/L	10	12-Feb-2022 22:29
N-Nitrosodiphenylamine	< 0.00025		0.00025	0.0020	mg/L	10	12-Feb-2022 22:29
Pentachlorophenol	< 0.00079		0.00079	0.0020	mg/L	10	12-Feb-2022 22:29
Phenanthrene	**0.029**		**0.00021**	**0.0010**	**mg/L**	10	12-Feb-2022 22:29
Phenol	< 0.00035		0.00035	0.0020	mg/L	10	12-Feb-2022 22:29
Pyrene	**0.0017**		**0.00019**	**0.0010**	**mg/L**	10	12-Feb-2022 22:29
Surr: 2,4,6-Tribromophenol	*51.2*			*34-129*	*%REC*	*10*	*12-Feb-2022 22:29*
Surr: 2-Fluorobiphenyl	*51.6*			*40-125*	*%REC*	*10*	*12-Feb-2022 22:29*
Surr: 2-Fluorophenol	*35.0*	*J*		*20-120*	*%REC*	*10*	*12-Feb-2022 22:29*
Surr: 4-Terphenyl-d14	*82.5*			*40-135*	*%REC*	*10*	*12-Feb-2022 22:29*
Surr: Nitrobenzene-d5	*55.4*			*41-120*	*%REC*	*10*	*12-Feb-2022 22:29*
Surr: Phenol-d6	*38.9*	*J*		*20-120*	*%REC*	*10*	*12-Feb-2022 22:29*
ICP-MS METALS BY SW6020A		**Method:SW6020A**			Prep:SW3010A / 09-Feb-2022		Analyst: JHD
Arsenic	**0.00303**		**0.000400**	**0.00200**	**mg/L**	1	10-Feb-2022 00:07

Note: See Qualifiers Page for a list of qualifiers and their explanation.

Client:	Golder Associates Inc.	**ANALYTICAL REPORT**
Project:	Houston TX-Wood Preserving Works	WorkOrder:HS22011274
Sample ID:	WG-1620-MW32B-20220127	Lab ID:HS22011274-10
Collection Date:	27-Jan-2022 14:55	Matrix:Groundwater

ANALYSES	RESULT	QUAL	SDL	MQL	UNITS	DILUTION FACTOR	DATE ANALYZED
LOW LEVEL VOLATILES BY SW8260C		**Method:SW8260**					Analyst: PC
1,2-Dichloroethane	< 0.0020		0.0020	0.010	mg/L	10	08-Feb-2022 16:30
Benzene	**2.3**		**0.0050**	**0.025**	**mg/L**	25	09-Feb-2022 13:43
Chlorobenzene	< 0.0030		0.0030	0.010	mg/L	10	08-Feb-2022 16:30
Ethylbenzene	**0.41**		**0.0030**	**0.010**	**mg/L**	10	08-Feb-2022 16:30
Methylene chloride	< 0.010		0.010	0.020	mg/L	10	08-Feb-2022 16:30
Toluene	**1.9**		**0.0020**	**0.010**	**mg/L**	10	08-Feb-2022 16:30
Xylenes, Total	**1.1**		**0.0030**	**0.010**	**mg/L**	10	08-Feb-2022 16:30
Surr: 1,2-Dichloroethane-d4	*88.5*			*70-126*	*%REC*	*10*	*08-Feb-2022 16:30*
Surr: 1,2-Dichloroethane-d4	*87.3*			*70-126*	*%REC*	*25*	*09-Feb-2022 13:43*
Surr: 4-Bromofluorobenzene	*106*			*77-113*	*%REC*	*10*	*08-Feb-2022 16:30*
Surr: 4-Bromofluorobenzene	*100*			*77-113*	*%REC*	*25*	*09-Feb-2022 13:43*
Surr: Dibromofluoromethane	*92.9*			*77-123*	*%REC*	*10*	*08-Feb-2022 16:30*
Surr: Dibromofluoromethane	*98.2*			*77-123*	*%REC*	*25*	*09-Feb-2022 13:43*
Surr: Toluene-d8	*105*			*82-127*	*%REC*	*10*	*08-Feb-2022 16:30*
Surr: Toluene-d8	*106*			*82-127*	*%REC*	*25*	*09-Feb-2022 13:43*

Note: See Qualifiers Page for a list of qualifiers and their explanation.

Client:	Golder Associates Inc.	**ANALYTICAL REPORT**
Project:	Houston TX-Wood Preserving Works	WorkOrder:HS22011274
Sample ID:	WG-1620-MW32B-20220127	Lab ID:HS22011274-10
Collection Date:	27-Jan-2022 14:55	Matrix:Groundwater

ANALYSES	RESULT	QUAL	SDL	MQL	UNITS	DILUTION FACTOR	DATE ANALYZED
LOW-LEVEL SEMIVOLATILES BY 8270D		**Method:SW8270**			Prep:SW3510 / 03-Feb-2022		Analyst: GEY
1,2-Diphenylhydrazine	< 0.0021		0.0021	0.020	mg/L	100	12-Feb-2022 22:48
2,4-Dimethylphenol	**13**		**0.40**	**2.0**	**mg/L**	10000	12-Feb-2022 23:25
2,4-Dinitrotoluene	< 0.0058		0.0058	0.020	mg/L	100	12-Feb-2022 22:48
2,6-Dinitrotoluene	< 0.0042		0.0042	0.020	mg/L	100	12-Feb-2022 22:48
2-Chloronaphthalene	< 0.0021		0.0021	0.020	mg/L	100	12-Feb-2022 22:48
2-Methylnaphthalene	**0.56**		**0.0019**	**0.010**	**mg/L**	100	12-Feb-2022 22:48
4,6-Dinitro-2-methylphenol	< 0.0020		0.0020	0.020	mg/L	100	12-Feb-2022 22:48
4-Nitrophenol	< 0.0047		0.0047	0.10	mg/L	100	12-Feb-2022 22:48
Acenaphthene	**0.22**		**0.0027**	**0.010**	**mg/L**	100	12-Feb-2022 22:48
Acenaphthylene	< 0.0015		0.0015	0.010	mg/L	100	12-Feb-2022 22:48
Anthracene	**0.044**		**0.0014**	**0.010**	**mg/L**	100	12-Feb-2022 22:48
Benz(a)anthracene	**0.0056**	J	**0.0050**	**0.010**	**mg/L**	100	12-Feb-2022 22:48
Benzo(a)pyrene	< 0.0020		0.0020	0.010	mg/L	100	12-Feb-2022 22:48
Bis(2-chloroethoxy)methane	< 0.0030		0.0030	0.020	mg/L	100	12-Feb-2022 22:48
Bis(2-ethylhexyl)phthalate	< 0.0037		0.0037	0.020	mg/L	100	12-Feb-2022 22:48
Chrysene	**0.0062**	J	**0.0021**	**0.010**	**mg/L**	100	12-Feb-2022 22:48
Dibenzofuran	**0.22**		**0.0020**	**0.010**	**mg/L**	100	12-Feb-2022 22:48
Di-n-butyl phthalate	< 0.0020		0.0020	0.020	mg/L	100	12-Feb-2022 22:48
Fluoranthene	**0.045**		**0.0010**	**0.010**	**mg/L**	100	12-Feb-2022 22:48
Fluorene	**0.13**		**0.0030**	**0.010**	**mg/L**	100	12-Feb-2022 22:48
Naphthalene	**12**		**0.20**	**1.0**	**mg/L**	10000	12-Feb-2022 23:25
Nitrobenzene	< 0.0024		0.0024	0.020	mg/L	100	12-Feb-2022 22:48
N-Nitrosodiphenylamine	< 0.0025		0.0025	0.020	mg/L	100	12-Feb-2022 22:48
Pentachlorophenol	< 0.0079		0.0079	0.020	mg/L	100	12-Feb-2022 22:48
Phenanthrene	**0.22**		**0.0021**	**0.010**	**mg/L**	100	12-Feb-2022 22:48
Phenol	**13**		**0.35**	**2.0**	**mg/L**	10000	12-Feb-2022 23:25
Pyrene	**0.026**		**0.0019**	**0.010**	**mg/L**	100	12-Feb-2022 22:48
Surr: 2,4,6-Tribromophenol	*0*	*JS*		*34-129*	*%REC*	*100*	*12-Feb-2022 22:48*
Surr: 2,4,6-Tribromophenol	*0*	*JS*		*34-129*	*%REC*	*10000*	*12-Feb-2022 23:25*
Surr: 2-Fluorobiphenyl	*0*	*JS*		*40-125*	*%REC*	*10000*	*12-Feb-2022 23:25*
Surr: 2-Fluorobiphenyl	*0*	*JS*		*40-125*	*%REC*	*100*	*12-Feb-2022 22:48*
Surr: 2-Fluorophenol	*0*	*JS*		*20-120*	*%REC*	*100*	*12-Feb-2022 22:48*
Surr: 2-Fluorophenol	*0*	*JS*		*20-120*	*%REC*	*10000*	*12-Feb-2022 23:25*
Surr: 4-Terphenyl-d14	*0*	*JS*		*40-135*	*%REC*	*10000*	*12-Feb-2022 23:25*
Surr: 4-Terphenyl-d14	*0*	*JS*		*40-135*	*%REC*	*100*	*12-Feb-2022 22:48*
Surr: Nitrobenzene-d5	*0*	*JS*		*41-120*	*%REC*	*100*	*12-Feb-2022 22:48*
Surr: Nitrobenzene-d5	*0*	*JS*		*41-120*	*%REC*	*10000*	*12-Feb-2022 23:25*
Surr: Phenol-d6	*0*	*JS*		*20-120*	*%REC*	*100*	*12-Feb-2022 22:48*
Surr: Phenol-d6	*0*	*JS*		*20-120*	*%REC*	*10000*	*12-Feb-2022 23:25*

Note: See Qualifiers Page for a list of qualifiers and their explanation.

Client:	Golder Associates Inc.	**ANALYTICAL REPORT**
Project:	Houston TX-Wood Preserving Works	WorkOrder:HS22011274
Sample ID:	WG-1620-MW32B-20220127	Lab ID:HS22011274-10
Collection Date:	27-Jan-2022 14:55	Matrix:Groundwater

ANALYSES	RESULT	QUAL	SDL	MQL	UNITS	DILUTION FACTOR	DATE ANALYZED
ICP-MS METALS BY SW6020A		**Method:SW6020A**			Prep:SW3010A / 09-Feb-2022		Analyst: JHD
Arsenic	**0.00229**	J	**0.000800**	**0.00400**	**mg/L**	2	10-Feb-2022 13:05

Note: See Qualifiers Page for a list of qualifiers and their explanation.

Client:	Golder Associates Inc.	**ANALYTICAL REPORT**
Project:	Houston TX-Wood Preserving Works	WorkOrder:HS22011274
Sample ID:	WG-1620-MW41B-20220127	Lab ID:HS22011274-11
Collection Date:	27-Jan-2022 16:00	Matrix:Groundwater

ANALYSES	RESULT	QUAL	SDL	MQL	UNITS	DILUTION FACTOR	DATE ANALYZED
LOW LEVEL VOLATILES BY SW8260C		**Method:SW8260**					Analyst: PC
1,2-Dichloroethane	< 0.0020		0.0020	0.010	mg/L	10	08-Feb-2022 15:48
Benzene	**0.038**		**0.0020**	**0.010**	**mg/L**	10	08-Feb-2022 15:48
Chlorobenzene	< 0.0030		0.0030	0.010	mg/L	10	08-Feb-2022 15:48
Ethylbenzene	**0.056**		**0.0030**	**0.010**	**mg/L**	10	08-Feb-2022 15:48
Methylene chloride	< 0.010		0.010	0.020	mg/L	10	08-Feb-2022 15:48
Toluene	**0.077**		**0.0020**	**0.010**	**mg/L**	10	08-Feb-2022 15:48
Xylenes, Total	**0.14**		**0.0030**	**0.010**	**mg/L**	10	08-Feb-2022 15:48
Surr: 1,2-Dichloroethane-d4	*87.6*			*70-126*	*%REC*	*10*	*08-Feb-2022 15:48*
Surr: 4-Bromofluorobenzene	*98.7*			*77-113*	*%REC*	*10*	*08-Feb-2022 15:48*
Surr: Dibromofluoromethane	*94.9*			*77-123*	*%REC*	*10*	*08-Feb-2022 15:48*
Surr: Toluene-d8	*110*			*82-127*	*%REC*	*10*	*08-Feb-2022 15:48*

Note: See Qualifiers Page for a list of qualifiers and their explanation.

Client:	Golder Associates Inc.	**ANALYTICAL REPORT**
Project:	Houston TX-Wood Preserving Works	WorkOrder:HS22011274
Sample ID:	WG-1620-MW41B-20220127	Lab ID:HS22011274-11
Collection Date:	27-Jan-2022 16:00	Matrix:Groundwater

ANALYSES	RESULT	QUAL	SDL	MQL	UNITS	DILUTION FACTOR	DATE ANALYZED
LOW-LEVEL SEMIVOLATILES BY 8270D		**Method:SW8270**			Prep:SW3510 / 03-Feb-2022		Analyst: GEY
1,2-Diphenylhydrazine	< 0.00021		0.00021	0.0020	mg/L	10	12-Feb-2022 23:44
2,4-Dimethylphenol	**0.23**		**0.0040**	**0.020**	**mg/L**	100	13-Feb-2022 00:03
2,4-Dinitrotoluene	< 0.00058		0.00058	0.0020	mg/L	10	12-Feb-2022 23:44
2,6-Dinitrotoluene	< 0.00042		0.00042	0.0020	mg/L	10	12-Feb-2022 23:44
2-Chloronaphthalene	< 0.00021		0.00021	0.0020	mg/L	10	12-Feb-2022 23:44
2-Methylnaphthalene	**0.31**		**0.0019**	**0.010**	**mg/L**	100	13-Feb-2022 00:03
4,6-Dinitro-2-methylphenol	< 0.00020		0.00020	0.0020	mg/L	10	12-Feb-2022 23:44
4-Nitrophenol	< 0.00047		0.00047	0.010	mg/L	10	12-Feb-2022 23:44
Acenaphthene	**0.28**		**0.0027**	**0.010**	**mg/L**	100	13-Feb-2022 00:03
Acenaphthylene	**0.0049**		**0.00015**	**0.0010**	**mg/L**	10	12-Feb-2022 23:44
Anthracene	**0.046**		**0.00014**	**0.0010**	**mg/L**	10	12-Feb-2022 23:44
Benz(a)anthracene	**0.032**		**0.00050**	**0.0010**	**mg/L**	10	12-Feb-2022 23:44
Benzo(a)pyrene	**0.0061**		**0.00020**	**0.0010**	**mg/L**	10	12-Feb-2022 23:44
Bis(2-chloroethoxy)methane	< 0.00030		0.00030	0.0020	mg/L	10	12-Feb-2022 23:44
Bis(2-ethylhexyl)phthalate	**0.0013**	J	**0.00037**	**0.0020**	**mg/L**	10	12-Feb-2022 23:44
Chrysene	**0.033**		**0.00021**	**0.0010**	**mg/L**	10	12-Feb-2022 23:44
Dibenzofuran	**0.24**		**0.0020**	**0.010**	**mg/L**	100	13-Feb-2022 00:03
Di-n-butyl phthalate	< 0.00020		0.00020	0.0020	mg/L	10	12-Feb-2022 23:44
Fluoranthene	**0.41**		**0.0010**	**0.010**	**mg/L**	100	13-Feb-2022 00:03
Fluorene	**0.31**		**0.0030**	**0.010**	**mg/L**	100	13-Feb-2022 00:03
Naphthalene	**3.7**		**0.020**	**0.10**	**mg/L**	1000	13-Feb-2022 00:21
Nitrobenzene	< 0.00024		0.00024	0.0020	mg/L	10	12-Feb-2022 23:44
N-Nitrosodiphenylamine	< 0.00025		0.00025	0.0020	mg/L	10	12-Feb-2022 23:44
Pentachlorophenol	< 0.00079		0.00079	0.0020	mg/L	10	12-Feb-2022 23:44
Phenanthrene	**0.47**		**0.0021**	**0.010**	**mg/L**	100	13-Feb-2022 00:03
Phenol	**0.24**		**0.0035**	**0.020**	**mg/L**	100	13-Feb-2022 00:03
Pyrene	**0.11**		**0.0019**	**0.010**	**mg/L**	100	13-Feb-2022 00:03
Surr: 2,4,6-Tribromophenol	*111*			*34-129*	*%REC*	*10*	*12-Feb-2022 23:44*
Surr: 2,4,6-Tribromophenol	*0*	*JS*		*34-129*	*%REC*	*100*	*13-Feb-2022 00:03*
Surr: 2,4,6-Tribromophenol	*0*	*JS*		*34-129*	*%REC*	*1000*	*13-Feb-2022 00:21*
Surr: 2-Fluorobiphenyl	*0*	*JS*		*40-125*	*%REC*	*100*	*13-Feb-2022 00:03*
Surr: 2-Fluorobiphenyl	*0*	*JS*		*40-125*	*%REC*	*1000*	*13-Feb-2022 00:21*
Surr: 2-Fluorobiphenyl	*106*			*40-125*	*%REC*	*10*	*12-Feb-2022 23:44*
Surr: 2-Fluorophenol	*56.2*			*20-120*	*%REC*	*10*	*12-Feb-2022 23:44*
Surr: 2-Fluorophenol	*0*	*JS*		*20-120*	*%REC*	*100*	*13-Feb-2022 00:03*
Surr: 2-Fluorophenol	*0*	*JS*		*20-120*	*%REC*	*1000*	*13-Feb-2022 00:21*
Surr: 4-Terphenyl-d14	*0*	*JS*		*40-135*	*%REC*	*100*	*13-Feb-2022 00:03*
Surr: 4-Terphenyl-d14	*0*	*JS*		*40-135*	*%REC*	*1000*	*13-Feb-2022 00:21*
Surr: 4-Terphenyl-d14	*120*			*40-135*	*%REC*	*10*	*12-Feb-2022 23:44*

Note: See Qualifiers Page for a list of qualifiers and their explanation.

Client:	Golder Associates Inc.	**ANALYTICAL REPORT**
Project:	Houston TX-Wood Preserving Works	WorkOrder:HS22011274
Sample ID:	WG-1620-MW41B-20220127	Lab ID:HS22011274-11
Collection Date:	27-Jan-2022 16:00	Matrix:Groundwater

ANALYSES	RESULT	QUAL	SDL	MQL	UNITS	DILUTION FACTOR	DATE ANALYZED
LOW-LEVEL SEMIVOLATILES BY 8270D		**Method:SW8270**			Prep:SW3510 / 03-Feb-2022		Analyst: GEY
Surr: Nitrobenzene-d5	*83.4*			*41-120*	*%REC*	*10*	*12-Feb-2022 23:44*
Surr: Nitrobenzene-d5	*0*	*JS*		*41-120*	*%REC*	*100*	*13-Feb-2022 00:03*
Surr: Nitrobenzene-d5	*0*	*JS*		*41-120*	*%REC*	*1000*	*13-Feb-2022 00:21*
Surr: Phenol-d6	*0*	*JS*		*20-120*	*%REC*	*100*	*13-Feb-2022 00:03*
Surr: Phenol-d6	*0*	*JS*		*20-120*	*%REC*	*1000*	*13-Feb-2022 00:21*
Surr: Phenol-d6	*80.5*			*20-120*	*%REC*	*10*	*12-Feb-2022 23:44*
ICP-MS METALS BY SW6020A		**Method:SW6020A**			Prep:SW3010A / 09-Feb-2022		Analyst: JHD
Arsenic	**0.0379**		**0.000800**	**0.00400**	**mg/L**	2	10-Feb-2022 00:10

Note: See Qualifiers Page for a list of qualifiers and their explanation.

Weight / Prep Log

Client: Golder Associates Inc.
Project: Houston TX-Wood Preserving Works
WorkOrder: HS22011274

Batch ID: 175016 **Start Date:** 03 Feb 2022 10:30 **End Date:** 03 Feb 2022 15:00
Method: SV AQ SEP FUN EXTRACT-LOWLEV - 3510C **Prep Code:** 3510_B_LOW

Sample ID	Container	Sample Wt/Vol	Final Volume	Prep Factor	
HS22011274-02	1	1000 (mL)	1 (mL)	0.001	1-liter amber glass, Neat
HS22011274-03	1	1000 (mL)	1 (mL)	0.001	1-liter amber glass, Neat
HS22011274-04	1	1000 (mL)	1 (mL)	0.001	1-liter amber glass, Neat
HS22011274-05	1	1000 (mL)	1 (mL)	0.001	1-liter amber glass, Neat
HS22011274-06	1	1000 (mL)	1 (mL)	0.001	1-liter amber glass, Neat
HS22011274-07	1	1000 (mL)	1 (mL)	0.001	1-liter amber glass, Neat
HS22011274-08	1	1000 (mL)	1 (mL)	0.001	1-liter amber glass, Neat
HS22011274-09	1	1000 (mL)	1 (mL)	0.001	1-liter amber glass, Neat
HS22011274-10	1	1000 (mL)	1 (mL)	0.001	1-liter amber glass, Neat
HS22011274-11	1	1000 (mL)	1 (mL)	0.001	1-liter amber glass, Neat

Batch ID: 175202 **Start Date:** 09 Feb 2022 10:30 **End Date:** 09 Feb 2022 14:30
Method: WATER - SW3010A **Prep Code:** 3010A

Sample ID	Container	Sample Wt/Vol	Final Volume	Prep Factor	
HS22011274-02		10 (mL)	10 (mL)	1	120 plastic HNO3
HS22011274-03		10 (mL)	10 (mL)	1	120 plastic HNO3
HS22011274-04		10 (mL)	10 (mL)	1	120 plastic HNO3
HS22011274-05		10 (mL)	10 (mL)	1	120 plastic HNO3
HS22011274-06		10 (mL)	10 (mL)	1	120 plastic HNO3
HS22011274-07		10 (mL)	10 (mL)	1	120 plastic HNO3
HS22011274-08		10 (mL)	10 (mL)	1	120 plastic HNO3
HS22011274-09		10 (mL)	10 (mL)	1	120 plastic HNO3
HS22011274-10		10 (mL)	10 (mL)	1	120 plastic HNO3
HS22011274-11		10 (mL)	10 (mL)	1	120 plastic HNO3

Client: Golder Associates Inc.
Project: Houston TX-Wood Preserving Works
WorkOrder: HS22011274

DATES REPORT

Sample ID	Client Samp ID	Collection Date	Leachate Date	Prep Date	Analysis Date	DF
Batch ID: 175016 (0)	**Test Name :** LOW-LEVEL SEMIVOLATILES BY 8270D				**Matrix:** Groundwater	
HS22011274-02	WG-1620-MW38A-20220127	27 Jan 2022 07:45		03 Feb 2022 08:05	11 Feb 2022 21:04	1
HS22011274-03	WG-1620-MW22AR-20220127	27 Jan 2022 08:40		03 Feb 2022 08:05	11 Feb 2022 21:23	1
HS22011274-04	WG-1620-MW35A-20220127	27 Jan 2022 12:15		03 Feb 2022 08:05	11 Feb 2022 21:42	1
HS22011274-05	WG-1620-MW28A-20220127	27 Jan 2022 13:50		03 Feb 2022 08:05	11 Feb 2022 22:02	10
HS22011274-06	WG-1620-MW21C-20220127	27 Jan 2022 09:35		03 Feb 2022 08:05	11 Feb 2022 22:21	1
HS22011274-07	WG-1620-FD07-20220127	27 Jan 2022 09:35		03 Feb 2022 08:05	12 Feb 2022 21:15	1
HS22011274-08	WG-1620-MW12B-20220127	27 Jan 2022 10:30		03 Feb 2022 08:05	12 Feb 2022 22:11	1000
HS22011274-08	WG-1620-MW12B-20220127	27 Jan 2022 10:30		03 Feb 2022 08:05	12 Feb 2022 21:52	100
HS22011274-08	WG-1620-MW12B-20220127	27 Jan 2022 10:30		03 Feb 2022 08:05	12 Feb 2022 21:34	10
HS22011274-09	WG-1620-MW35B-20220127	27 Jan 2022 12:55		03 Feb 2022 08:05	12 Feb 2022 22:29	10
HS22011274-10	WG-1620-MW32B-20220127	27 Jan 2022 14:55		03 Feb 2022 08:05	12 Feb 2022 23:25	10000
HS22011274-10	WG-1620-MW32B-20220127	27 Jan 2022 14:55		03 Feb 2022 08:05	12 Feb 2022 22:48	100
HS22011274-11	WG-1620-MW41B-20220127	27 Jan 2022 16:00		03 Feb 2022 08:05	13 Feb 2022 00:21	1000
HS22011274-11	WG-1620-MW41B-20220127	27 Jan 2022 16:00		03 Feb 2022 08:05	13 Feb 2022 00:03	100
HS22011274-11	WG-1620-MW41B-20220127	27 Jan 2022 16:00		03 Feb 2022 08:05	12 Feb 2022 23:44	10
Batch ID: 175202 (0)	**Test Name :** ICP-MS METALS BY SW6020A				**Matrix:** Groundwater	
HS22011274-02	WG-1620-MW38A-20220127	27 Jan 2022 07:45		09 Feb 2022 14:30	09 Feb 2022 23:31	1
HS22011274-03	WG-1620-MW22AR-20220127	27 Jan 2022 08:40		09 Feb 2022 14:30	09 Feb 2022 23:51	1
HS22011274-04	WG-1620-MW35A-20220127	27 Jan 2022 12:15		09 Feb 2022 14:30	10 Feb 2022 13:03	20
HS22011274-04	WG-1620-MW35A-20220127	27 Jan 2022 12:15		09 Feb 2022 14:30	09 Feb 2022 23:53	1
HS22011274-05	WG-1620-MW28A-20220127	27 Jan 2022 13:50		09 Feb 2022 14:30	09 Feb 2022 23:55	1
HS22011274-06	WG-1620-MW21C-20220127	27 Jan 2022 09:35		09 Feb 2022 14:30	09 Feb 2022 23:57	1
HS22011274-07	WG-1620-FD07-20220127	27 Jan 2022 09:35		09 Feb 2022 14:30	10 Feb 2022 00:03	1
HS22011274-08	WG-1620-MW12B-20220127	27 Jan 2022 10:30		09 Feb 2022 14:30	10 Feb 2022 00:05	1
HS22011274-09	WG-1620-MW35B-20220127	27 Jan 2022 12:55		09 Feb 2022 14:30	10 Feb 2022 00:07	1
HS22011274-10	WG-1620-MW32B-20220127	27 Jan 2022 14:55		09 Feb 2022 14:30	10 Feb 2022 13:05	2
HS22011274-11	WG-1620-MW41B-20220127	27 Jan 2022 16:00		09 Feb 2022 14:30	10 Feb 2022 00:10	2
Batch ID: R401289 (0)	**Test Name :** ANIONS BY SW9056A				**Matrix:** Groundwater	
HS22011274-02	WG-1620-MW38A-20220127	27 Jan 2022 07:45			28 Jan 2022 17:30	1
HS22011274-03	WG-1620-MW22AR-20220127	27 Jan 2022 08:40			28 Jan 2022 17:52	1
HS22011274-04	WG-1620-MW35A-20220127	27 Jan 2022 12:15			28 Jan 2022 18:00	1
HS22011274-05	WG-1620-MW28A-20220127	27 Jan 2022 13:50			28 Jan 2022 18:08	1
Batch ID: R401755 (0)	**Test Name :** LOW LEVEL VOLATILES BY SW8260C				**Matrix:** Groundwater	
HS22011274-02	WG-1620-MW38A-20220127	27 Jan 2022 07:45			07 Feb 2022 15:43	1
HS22011274-03	WG-1620-MW22AR-20220127	27 Jan 2022 08:40			07 Feb 2022 16:04	1
HS22011274-04	WG-1620-MW35A-20220127	27 Jan 2022 12:15			07 Feb 2022 20:59	1

Client: Golder Associates Inc.
Project: Houston TX-Wood Preserving Works
WorkOrder: HS22011274

DATES REPORT

Sample ID	Client Samp ID	Collection Date	Leachate Date	Prep Date	Analysis Date	DF
Batch ID: R401755 (0)	**Test Name :** LOW LEVEL VOLATILES BY SW8260C				**Matrix:** Water	
HS22011274-01	WQ-1620-TB11-20220127	27 Jan 2022 00:00			07 Feb 2022 13:37	1
Batch ID: R401780 (0)	**Test Name :** LOW LEVEL VOLATILES BY SW8260C				**Matrix:** Groundwater	
HS22011274-05	WG-1620-MW28A-20220127	27 Jan 2022 13:50			08 Feb 2022 02:14	1
HS22011274-06	WG-1620-MW21C-20220127	27 Jan 2022 09:35			08 Feb 2022 02:35	1
HS22011274-07	WG-1620-FD07-20220127	27 Jan 2022 09:35			08 Feb 2022 02:56	1
HS22011274-09	WG-1620-MW35B-20220127	27 Jan 2022 12:55			08 Feb 2022 03:17	1
Batch ID: R401840 (0)	**Test Name :** LOW LEVEL VOLATILES BY SW8260C				**Matrix:** Groundwater	
HS22011274-08	WG-1620-MW12B-20220127	27 Jan 2022 10:30			08 Feb 2022 16:09	10
HS22011274-10	WG-1620-MW32B-20220127	27 Jan 2022 14:55			08 Feb 2022 16:30	10
HS22011274-11	WG-1620-MW41B-20220127	27 Jan 2022 16:00			08 Feb 2022 15:48	10
Batch ID: R401932 (0)	**Test Name :** LOW LEVEL VOLATILES BY SW8260C				**Matrix:** Groundwater	
HS22011274-10	WG-1620-MW32B-20220127	27 Jan 2022 14:55			09 Feb 2022 13:43	25
Batch ID: R401948 (0)	**Test Name :** ALKALINITY BY SM 2320B-2011				**Matrix:** Groundwater	
HS22011274-02	WG-1620-MW38A-20220127	27 Jan 2022 07:45			09 Feb 2022 18:55	1
HS22011274-03	WG-1620-MW22AR-20220127	27 Jan 2022 08:40			09 Feb 2022 19:09	1
HS22011274-04	WG-1620-MW35A-20220127	27 Jan 2022 12:15			09 Feb 2022 19:16	1
HS22011274-05	WG-1620-MW28A-20220127	27 Jan 2022 13:50			09 Feb 2022 19:24	1
Batch ID: R402064 (0)	**Test Name :** ANIONS BY SW9056A				**Matrix:** Groundwater	
HS22011274-04	WG-1620-MW35A-20220127	27 Jan 2022 12:15			10 Feb 2022 21:02	20
HS22011274-05	WG-1620-MW28A-20220127	27 Jan 2022 13:50			10 Feb 2022 21:07	5

WorkOrder: HS22011274
InstrumentID: ICPMS06
Test Code: ICP_TW
Test Number: SW6020A
Test Name: ICP-MS Metals by SW6020A

METHOD DETECTION / REPORTING LIMITS

Matrix: Aqueous **Units:** mg/L

Type	Analyte	CAS	DCS Spike	DCS	MDL	PQL
A	Arsenic	7440-38-2	0.00125	0.00112	0.000400	0.00200
A	Calcium	7440-70-2	0.0500	0.0394	0.0340	0.500
A	Iron	7439-89-6	0.0500	0.0481	0.0120	0.200
A	Magnesium	7439-95-4	0.0500	0.0509	0.0100	0.200
A	Manganese	7439-96-5	0.00250	0.00255	0.000700	0.00500
A	Potassium	7440-09-7	0.0500	0.0399	0.0180	0.200
A	Sodium	7440-23-5	0.0500	0.0338	0.0140	0.200

WorkOrder: HS22011274
InstrumentID: SV-8
Test Code: 8270_LOW_W
Test Number: SW8270
Test Name: Low-Level Semivolatiles by 8270D

METHOD DETECTION / REPORTING LIMITS

Matrix: Aqueous **Units:** mg/L

Type	Analyte	CAS	DCS Spike	DCS	MDL	PQL
A	1,2-Diphenylhydrazine	122-66-7	0.00010	0.000080	0.000021	0.00020
A	2,4-Dimethylphenol	105-67-9	0.00010	0.000031	0.000040	0.00020
A	2,4-Dinitrotoluene	121-14-2	0.00010	0.00010	0.000058	0.00020
A	2,6-Dinitrotoluene	606-20-2	0.00010	0.000081	0.000042	0.00020
A	2-Chloronaphthalene	91-58-7	0.00010	0.000079	0.000021	0.00020
A	2-Methylnaphthalene	91-57-6	0.000050	0.000049	0.000019	0.00010
A	4,6-Dinitro-2-methylphenol	534-52-1	0.00010	0.000064	0.000020	0.00020
A	4-Nitrophenol	100-02-7	0.00010	0.000063	0.000047	0.0010
A	Acenaphthene	83-32-9	0.000050	0.000046	0.000027	0.00010
A	Acenaphthylene	208-96-8	0.000050	0.000050	0.000015	0.00010
A	Anthracene	120-12-7	0.000050	0.000053	0.000014	0.00010
A	Benz(a)anthracene	56-55-3	0.000050	0.000067	0.000050	0.00010
A	Benzo(a)pyrene	50-32-8	0.000050	0.000059	0.000020	0.00010
A	Bis(2-chloroethoxy)methane	111-91-1	0.00010	0.000085	0.000030	0.00020
A	Bis(2-ethylhexyl)phthalate	117-81-7	0.00010	0.000093	0.000037	0.00020
A	Chrysene	218-01-9	0.000050	0.000057	0.000021	0.00010
A	Dibenzofuran	132-64-9	0.000050	0.000049	0.000020	0.00010
A	Di-n-butyl phthalate	84-74-2	0.00010	0.000091	0.000020	0.00020
A	Fluoranthene	206-44-0	0.000050	0.000052	0.000010	0.00010
A	Fluorene	86-73-7	0.000050	0.000062	0.000030	0.00010
A	Naphthalene	91-20-3	0.000050	0.000055	0.000020	0.00010
A	Nitrobenzene	98-95-3	0.00010	0.00010	0.000024	0.00020
A	N-Nitrosodiphenylamine	86-30-6	0.00010	0.000077	0.000025	0.00020
A	Pentachlorophenol	87-86-5	0.00010	0.00010	0.000079	0.00020
A	Phenanthrene	85-01-8	0.000050	0.000044	0.000021	0.00010
A	Phenol	108-95-2	0.00010	0.000076	0.000035	0.00020
A	Pyrene	129-00-0	0.000050	0.000065	0.000019	0.00010
S	2,4,6-Tribromophenol	118-79-6	0	0	0	0.00020
S	2-Fluorobiphenyl	321-60-8	0	0	0	0.00020
S	2-Fluorophenol	367-12-4	0	0	0	0.00020
S	4-Terphenyl-d14	1718-51-0	0	0	0	0.00020
S	Nitrobenzene-d5	4165-60-0	0	0	0	0.00020
S	Phenol-d6	13127-88-3	0	0	0	0.00020

WorkOrder: HS22011274
InstrumentID: SV-7
Test Code: 8270_LOW_W
Test Number: SW8270
Test Name: Low-Level Semivolatiles by 8270D

METHOD DETECTION / REPORTING LIMITS

Matrix: Aqueous **Units:** mg/L

Type	Analyte	CAS	DCS Spike	DCS	MDL	PQL
A	1,2-Diphenylhydrazine	122-66-7	0.00010	0.000085	0.000021	0.00020
A	2,4-Dimethylphenol	105-67-9	0.00010	0.000087	0.000040	0.00020
A	2,4-Dinitrotoluene	121-14-2	0.00010	0.000079	0.000058	0.00020
A	2,6-Dinitrotoluene	606-20-2	0.00010	0.000086	0.000042	0.00020
A	2-Chloronaphthalene	91-58-7	0.00010	0.000083	0.000021	0.00020
A	2-Methylnaphthalene	91-57-6	0.000050	0.000047	0.000019	0.00010
A	4,6-Dinitro-2-methylphenol	534-52-1	0.00010	0.000080	0.000020	0.00020
A	4-Nitrophenol	100-02-7	0.00010	0.000070	0.000047	0.0010
A	Acenaphthene	83-32-9	0.000050	0.000044	0.000027	0.00010
A	Acenaphthylene	208-96-8	0.000050	0.000044	0.000015	0.00010
A	Anthracene	120-12-7	0.000050	0.000048	0.000014	0.00010
A	Benz(a)anthracene	56-55-3	0.000050	0.000053	0.000050	0.00010
A	Benzo(a)pyrene	50-32-8	0.000050	0.000048	0.000020	0.00010
A	Bis(2-chloroethoxy)methane	111-91-1	0.00010	0.000084	0.000030	0.00020
A	Bis(2-ethylhexyl)phthalate	117-81-7	0.00010	0.000089	0.000037	0.00020
A	Chrysene	218-01-9	0.000050	0.000050	0.000021	0.00010
A	Dibenzofuran	132-64-9	0.000050	0.000042	0.000020	0.00010
A	Di-n-butyl phthalate	84-74-2	0.00010	0.000097	0.000020	0.00020
A	Fluoranthene	206-44-0	0.000050	0.000053	0.000010	0.00010
A	Fluorene	86-73-7	0.000050	0.000045	0.000030	0.00010
A	Naphthalene	91-20-3	0.000050	0.000050	0.000020	0.00010
A	Nitrobenzene	98-95-3	0.00010	0.000096	0.000024	0.00020
A	N-Nitrosodiphenylamine	86-30-6	0.00010	0.000079	0.000025	0.00020
A	Pentachlorophenol	87-86-5	0.00010	0.000078	0.000079	0.00020
A	Phenanthrene	85-01-8	0.000050	0.000050	0.000021	0.00010
A	Phenol	108-95-2	0.00010	0.000081	0.000035	0.00020
A	Pyrene	129-00-0	0.000050	0.000048	0.000019	0.00010
S	2,4,6-Tribromophenol	118-79-6	0	0	0	0.00020
S	2-Fluorobiphenyl	321-60-8	0	0	0	0.00020
S	2-Fluorophenol	367-12-4	0	0	0	0.00020
S	4-Terphenyl-d14	1718-51-0	0	0	0	0.00020
S	Nitrobenzene-d5	4165-60-0	0	0	0	0.00020
S	Phenol-d6	13127-88-3	0	0	0	0.00020

WorkOrder: HS22011274
InstrumentID: VOA6
Test Code: 8260_LL_W
Test Number: SW8260
Test Name: Low Level Volatiles by SW8260C

METHOD DETECTION / REPORTING LIMITS

Matrix: Aqueous **Units:** mg/L

Type	Analyte	CAS	DCS Spike	DCS	MDL	PQL
A	1,2-Dichloroethane	107-06-2	0.00050	0.00068	0.00020	0.0010
A	Benzene	71-43-2	0.00050	0.00062	0.00020	0.0010
A	Chlorobenzene	108-90-7	0.0010	0.0011	0.00030	0.0010
A	Ethylbenzene	100-41-4	0.0010	0.0011	0.00030	0.0010
A	Methylene chloride	75-09-2	0.0020	0.0013	0.0010	0.0020
A	Toluene	108-88-3	0.00050	0.00062	0.00020	0.0010
A	Xylenes, Total	1330-20-7	0.0010	0.0032	0.00030	0.0010
S	1,2-Dichloroethane-d4	17060-07-0	0	0	0	0.0010
S	4-Bromofluorobenzene	460-00-4	0	0	0	0.0010
S	Dibromofluoromethane	1868-53-7	0	0	0	0.0010
S	Toluene-d8	2037-26-5	0	0	0	0.0010

WorkOrder: HS22011274
InstrumentID: ICS2100
Test Code: 9056_anions_W
Test Number: SW9056
Test Name: Anions by SW9056A

METHOD DETECTION / REPORTING LIMITS

Matrix: Aqueous **Units:** mg/L

Type	Analyte	CAS	DCS Spike	DCS	MDL	PQL
A	Chloride	16887-00-6	0.500	0.473	0.200	0.500
A	Fluoride	16984-48-8	0.100	0.137	0.0500	0.100
A	Nitrogen, Nitrate (As N)	14797-55-8	0.100	0.149	0.0300	0.100
A	Nitrogen, Nitrite (As N)	7632-00-0	0.100	0.128	0.0300	0.100
A	Sulfate	14808-79-8	0.500	0.620	0.200	0.500
A	Nitrate/Nitrite (as N)	19559-59-2	0.100	0.128	0.0300	0.100

WorkOrder: HS22011274
InstrumentID: ICS-Integrion
Test Code: 9056_anions_W
Test Number: SW9056
Test Name: Anions by SW9056A

METHOD DETECTION / REPORTING LIMITS

Matrix: Aqueous **Units:** mg/L

Type	Analyte	CAS	DCS Spike	DCS	MDL	PQL
A	Chloride	16887-00-6	0.500	0.364	0.200	0.500
A	Sulfate	14808-79-8	0.500	0.173	0.200	0.500

WorkOrder: HS22011274
InstrumentID: ManTech01
Test Code: ALK_W 2320B
Test Number: SM2320B
Test Name: Alkalinity by SM 2320B-2011

METHOD DETECTION / REPORTING LIMITS

Matrix: Aqueous **Units:** mg/L

Type	Analyte	CAS	DCS Spike	DCS	MDL	PQL
A	Alkalinity, Bicarbonate (As CaCO3)	ALK-Bicarb	5.00	5.38	5.00	5.00
A	Alkalinity, Carbonate (As CaCO3)	ALK-Carb	5.00	5.38	5.00	5.00
A	Alkalinity, Total (As CaCO3)	ALK	5.00	5.38	5.00	5.00

Client: Golder Associates Inc.
Project: Houston TX-Wood Preserving Works
WorkOrder: HS22011274

QC BATCH REPORT

Batch ID: 175202 (0) **Instrument: ICPMS06** **Method: ICP-MS METALS BY SW6020A**

MBLK Sample ID: **MBLK-175202** Units: **mg/L** Analysis Date: **10-Feb-2022 12:15**
Client ID: Run ID: **ICPMS06_402007** SeqNo: **6497775** PrepDate: **09-Feb-2022** DF: **1**

Analyte	Result	MQL	SPK Val	SPK Ref Value	%REC	Control Limit	RPD Ref Value	%RPD	RPD Limit	Qual
Arsenic	< 0.000400	0.00200								
Calcium	< 0.0340	0.500								
Iron	< 0.0120	0.200								
Magnesium	< 0.0100	0.200								
Manganese	< 0.000700	0.00500								
Potassium	< 0.0180	0.200								
Sodium	< 0.0140	0.200								

LCS Sample ID: **LCS-175202** Units: **mg/L** Analysis Date: **09-Feb-2022 23:29**
Client ID: Run ID: **ICPMS06_401895** SeqNo: **6496753** PrepDate: **09-Feb-2022** DF: **1**

Analyte	Result	MQL	SPK Val	SPK Ref Value	%REC	Control Limit	RPD Ref Value	%RPD	RPD Limit	Qual
Arsenic	0.05084	0.00200	0.05	0	102	80 - 120				
Calcium	5.142	0.500	5	0	103	80 - 120				
Iron	5.07	0.200	5	0	101	80 - 120				
Magnesium	5.309	0.200	5	0	106	80 - 120				
Manganese	0.051	0.00500	0.05	0	102	80 - 120				
Potassium	5.332	0.200	5	0	107	80 - 120				
Sodium	5.42	0.200	5	0	108	80 - 120				

MS Sample ID: **HS22011274-02MS** Units: **mg/L** Analysis Date: **09-Feb-2022 23:35**
Client ID: **WG-1620-MW38A-20220127** Run ID: **ICPMS06_401895** SeqNo: **6496756** PrepDate: **09-Feb-2022** DF: **1**

Analyte	Result	MQL	SPK Val	SPK Ref Value	%REC	Control Limit	RPD Ref Value	%RPD	RPD Limit	Qual
Arsenic	0.05773	0.00200	0.05	0.006554	102	80 - 120				
Calcium	78.72	0.500	5	75.67	61.0	80 - 120				SO
Iron	5.091	0.200	5	0.174	98.3	80 - 120				
Magnesium	22.08	0.200	5	17.38	94.0	80 - 120				
Manganese	0.4747	0.00500	0.05	0.4277	93.9	80 - 120				O
Potassium	5.785	0.200	5	0.5598	105	80 - 120				
Sodium	129.1	0.200	5	125.9	64.4	80 - 120				SO

Client: Golder Associates Inc.
Project: Houston TX-Wood Preserving Works
WorkOrder: HS22011274

QC BATCH REPORT

Batch ID: 175202 (0) **Instrument:** ICPMS06 **Method:** ICP-MS METALS BY SW6020A

MSD Sample ID: **HS22011274-02MSD** Units: **mg/L** Analysis Date: **09-Feb-2022 23:37**
Client ID: **WG-1620-MW38A-20220127** Run ID: **ICPMS06_401895** SeqNo: **6496757** PrepDate: **09-Feb-2022** DF: **1**

Analyte	Result	MQL	SPK Val	SPK Ref Value	%REC	Control Limit	RPD Ref Value	%RPD	RPD Limit	Qual
Arsenic	0.05883	0.00200	0.05	0.006554	105	80 - 120	0.05773	1.89	20	
Calcium	77.59	0.500	5	75.67	38.2	80 - 120	78.72	1.46	20	SO
Iron	5.17	0.200	5	0.174	99.9	80 - 120	5.091	1.55	20	
Magnesium	21.8	0.200	5	17.38	88.3	80 - 120	22.08	1.3	20	
Manganese	0.4784	0.00500	0.05	0.4277	101	80 - 120	0.4747	0.793	20	O
Potassium	5.773	0.200	5	0.5598	104	80 - 120	5.785	0.214	20	
Sodium	128.3	0.200	5	125.9	49.3	80 - 120	129.1	0.588	20	SO

PDS Sample ID: **HS22011274-02PDS** Units: **mg/L** Analysis Date: **09-Feb-2022 23:39**
Client ID: **WG-1620-MW38A-20220127** Run ID: **ICPMS06_401895** SeqNo: **6496758** PrepDate: **09-Feb-2022** DF: **1**

Analyte	Result	MQL	SPK Val	SPK Ref Value	%REC	Control Limit	RPD Ref Value	%RPD	RPD Limit	Qual
Arsenic	0.1092	0.00200	0.1	0.006554	103	75 - 125				
Calcium	81.55	0.500	10	75.67	58.8	75 - 125				SO
Iron	10.15	0.200	10	0.174	99.7	75 - 125				
Magnesium	26.51	0.200	10	17.38	91.3	75 - 125				
Manganese	0.5111	0.00500	0.1	0.4277	83.3	75 - 125				O
Potassium	10.84	0.200	10	0.5598	103	75 - 125				
Sodium	130.6	0.200	10	125.9	47.1	75 - 125				SO

SD Sample ID: **HS22011274-02SD** Units: **mg/L** Analysis Date: **09-Feb-2022 23:33**
Client ID: **WG-1620-MW38A-20220127** Run ID: **ICPMS06_401895** SeqNo: **6496755** PrepDate: **09-Feb-2022** DF: **5**

Analyte	Result	MQL	SPK Val	SPK Ref Value	%REC	Control Limit	RPD Ref Value	%D	%D Limit	Qual
Arsenic	0.005592	0.0100					0.006554	0	10	J
Calcium	75.25	2.50					75.67	0.563	10	
Iron	0.1076	1.00					0.174	0	10	J
Magnesium	17.6	1.00					17.38	1.25	10	
Manganese	0.431	0.0250					0.4277	0.776	10	
Potassium	0.5685	1.00					0.5598	0	10	J
Sodium	128.9	1.00					125.9	2.36	10	

The following samples were analyzed in this batch:

HS22011274-02	HS22011274-03	HS22011274-04	HS22011274-05
HS22011274-06	HS22011274-07	HS22011274-08	HS22011274-09
HS22011274-10	HS22011274-11		

Client: Golder Associates Inc.
Project: Houston TX-Wood Preserving Works
WorkOrder: HS22011274

QC BATCH REPORT

Batch ID: 175016 (0) **Instrument: SV-7** **Method: LOW-LEVEL SEMIVOLATILES BY 8270D**

MBLK Sample ID: **MBLK-175016** Units: **ug/L** Analysis Date: **04-Feb-2022 13:28**
Client ID: Run ID: **SV-7_401634** SeqNo: **6490947** PrepDate: **03-Feb-2022** DF: **1**

Analyte	Result	MQL	SPK Val	SPK Ref Value	%REC	Control Limit	RPD Ref Value	%RPD	RPD Limit	Qual
1,2-Diphenylhydrazine	< 0.021	0.20								
2,4-Dimethylphenol	< 0.040	0.20								
2,4-Dinitrotoluene	< 0.058	0.20								
2,6-Dinitrotoluene	< 0.042	0.20								
2-Chloronaphthalene	< 0.021	0.20								
2-Methylnaphthalene	< 0.019	0.10								
4,6-Dinitro-2-methylphenol	< 0.020	0.20								
4-Nitrophenol	< 0.047	1.0								
Acenaphthene	< 0.027	0.10								
Acenaphthylene	< 0.015	0.10								
Anthracene	< 0.014	0.10								
Benz(a)anthracene	< 0.050	0.10								
Benzo(a)pyrene	< 0.020	0.10								
Bis(2-chloroethoxy)methane	< 0.030	0.20								
Bis(2-ethylhexyl)phthalate	< 0.037	0.20								
Chrysene	< 0.021	0.10								
Dibenzofuran	< 0.020	0.10								
Di-n-butyl phthalate	< 0.020	0.20								
Fluoranthene	< 0.010	0.10								
Fluorene	< 0.030	0.10								
Naphthalene	< 0.020	0.10								
Nitrobenzene	< 0.024	0.20								
N-Nitrosodiphenylamine	< 0.025	0.20								
Pentachlorophenol	< 0.079	0.20								
Phenanthrene	< 0.021	0.10								
Phenol	< 0.035	0.20								
Pyrene	< 0.019	0.10								
Surr: 2,4,6-Tribromophenol	*3.349*	*0.20*	*5*	*0*	*67.0*	*34 - 129*				
Surr: 2-Fluorobiphenyl	*3.373*	*0.20*	*5*	*0*	*67.5*	*40 - 125*				
Surr: 2-Fluorophenol	*3.713*	*0.20*	*5*	*0*	*74.3*	*20 - 120*				
Surr: 4-Terphenyl-d14	*4.324*	*0.20*	*5*	*0*	*86.5*	*40 - 135*				
Surr: Nitrobenzene-d5	*3.13*	*0.20*	*5*	*0*	*62.6*	*41 - 120*				
Surr: Phenol-d6	*2.944*	*0.20*	*5*	*0*	*58.9*	*20 - 120*				

Client: Golder Associates Inc.
Project: Houston TX-Wood Preserving Works
WorkOrder: HS22011274

QC BATCH REPORT

Batch ID: 175016 (0) **Instrument: SV-7** **Method: LOW-LEVEL SEMIVOLATILES BY 8270D**

LCS Sample ID: **LCS-175016** Units: **ug/L** Analysis Date: **04-Feb-2022 13:46**
Client ID: Run ID: **SV-7_401634** SeqNo: **6490948** PrepDate: **03-Feb-2022** DF: **1**

Analyte	Result	MQL	SPK Val	SPK Ref Value	%REC	Control Limit	RPD Ref Value	%RPD	RPD Limit	Qual
1,2-Diphenylhydrazine	3.54	0.20	5	0	70.8	39 - 127				
2,4-Dimethylphenol	3.283	0.20	5	0	65.7	35 - 120				
2,4-Dinitrotoluene	3.88	0.20	5	0	77.6	50 - 122				
2,6-Dinitrotoluene	3.676	0.20	5	0	73.5	50 - 120				
2-Chloronaphthalene	3.716	0.20	5	0	74.3	50 - 120				
2-Methylnaphthalene	3.487	0.10	5	0	69.7	50 - 120				
4,6-Dinitro-2-methylphenol	3.343	0.20	5	0	66.9	25 - 121				
4-Nitrophenol	4.443	1.0	5	0	88.9	30 - 130				
Acenaphthene	3.279	0.10	5	0	65.6	45 - 120				
Acenaphthylene	3.519	0.10	5	0	70.4	47 - 120				
Anthracene	3.675	0.10	5	0	73.5	45 - 120				
Benz(a)anthracene	3.723	0.10	5	0	74.5	40 - 120				
Benzo(a)pyrene	3.442	0.10	5	0	68.8	45 - 120				
Bis(2-chloroethoxy)methane	3.363	0.20	5	0	67.3	45 - 120				
Bis(2-ethylhexyl)phthalate	4.355	0.20	5	0	87.1	40 - 139				
Chrysene	4.554	0.10	5	0	91.1	43 - 120				
Dibenzofuran	3.507	0.10	5	0	70.1	50 - 120				
Di-n-butyl phthalate	4.039	0.20	5	0	80.8	45 - 123				
Fluoranthene	4.004	0.10	5	0	80.1	45 - 125				
Fluorene	3.572	0.10	5	0	71.4	49 - 120				
Naphthalene	3.446	0.10	5	0	68.9	45 - 120				
Nitrobenzene	3.402	0.20	5	0	68.0	44 - 120				
N-Nitrosodiphenylamine	3.418	0.20	5	0	68.4	40 - 125				
Pentachlorophenol	3.379	0.20	5	0	67.6	19 - 121				
Phenanthrene	3.551	0.10	5	0	71.0	45 - 121				
Phenol	3.347	0.20	5	0	66.9	20 - 124				
Pyrene	3.911	0.10	5	0	78.2	40 - 130				
Surr: 2,4,6-Tribromophenol	*3.657*	*0.20*	*5*	*0*	*73.1*	*34 - 129*				
Surr: 2-Fluorobiphenyl	*3.465*	*0.20*	*5*	*0*	*69.3*	*40 - 125*				
Surr: 2-Fluorophenol	*3.724*	*0.20*	*5*	*0*	*74.5*	*20 - 120*				
Surr: 4-Terphenyl-d14	*4.162*	*0.20*	*5*	*0*	*83.2*	*40 - 135*				
Surr: Nitrobenzene-d5	*3.381*	*0.20*	*5*	*0*	*67.6*	*41 - 120*				
Surr: Phenol-d6	*3.124*	*0.20*	*5*	*0*	*62.5*	*20 - 120*				

Client: Golder Associates Inc.
Project: Houston TX-Wood Preserving Works
WorkOrder: HS22011274

QC BATCH REPORT

Batch ID: 175016 (0) **Instrument: SV-7** **Method: LOW-LEVEL SEMIVOLATILES BY 8270D**

LCSD Sample ID: **LCSD-175016** Units: **ug/L** Analysis Date: **04-Feb-2022 14:04**
Client ID: Run ID: **SV-7_401634** SeqNo: **6490949** PrepDate: **03-Feb-2022** DF: **1**

Analyte	Result	MQL	SPK Val	SPK Ref Value	%REC	Control Limit	RPD Ref Value	%RPD	RPD Limit	Qual
1,2-Diphenylhydrazine	3.449	0.20	5	0	69.0	39 - 127	3.54	2.59	20	
2,4-Dimethylphenol	3.351	0.20	5	0	67.0	35 - 120	3.283	2.05	20	
2,4-Dinitrotoluene	3.87	0.20	5	0	77.4	50 - 122	3.88	0.253	20	
2,6-Dinitrotoluene	3.655	0.20	5	0	73.1	50 - 120	3.676	0.579	20	
2-Chloronaphthalene	4.863	0.20	5	0	97.3	50 - 120	3.716	26.7	20	R
2-Methylnaphthalene	3.507	0.10	5	0	70.1	50 - 120	3.487	0.591	20	
4,6-Dinitro-2-methylphenol	3.596	0.20	5	0	71.9	25 - 121	3.343	7.28	30	
4-Nitrophenol	4.194	1.0	5	0	83.9	30 - 130	4.443	5.78	20	
Acenaphthene	3.313	0.10	5	0	66.3	45 - 120	3.279	1.01	20	
Acenaphthylene	3.486	0.10	5	0	69.7	47 - 120	3.519	0.936	20	
Anthracene	3.626	0.10	5	0	72.5	45 - 120	3.675	1.33	20	
Benz(a)anthracene	3.83	0.10	5	0	76.6	40 - 120	3.723	2.83	20	
Benzo(a)pyrene	3.562	0.10	5	0	71.2	45 - 120	3.442	3.42	20	
Bis(2-chloroethoxy)methane	3.376	0.20	5	0	67.5	45 - 120	3.363	0.366	20	
Bis(2-ethylhexyl)phthalate	4.352	0.20	5	0	87.0	40 - 139	4.355	0.0772	20	
Chrysene	4.265	0.10	5	0	85.3	43 - 120	4.554	6.55	20	
Dibenzofuran	3.529	0.10	5	0	70.6	50 - 120	3.507	0.627	20	
Di-n-butyl phthalate	4.08	0.20	5	0	81.6	45 - 123	4.039	1.02	20	
Fluoranthene	4.001	0.10	5	0	80.0	45 - 125	4.004	0.0746	20	
Fluorene	3.547	0.10	5	0	70.9	49 - 120	3.572	0.691	20	
Naphthalene	3.444	0.10	5	0	68.9	45 - 120	3.446	0.0564	20	
Nitrobenzene	3.413	0.20	5	0	68.3	44 - 120	3.402	0.331	20	
N-Nitrosodiphenylamine	3.547	0.20	5	0	70.9	40 - 125	3.418	3.72	20	
Pentachlorophenol	3.503	0.20	5	0	70.1	19 - 121	3.379	3.58	20	
Phenanthrene	3.519	0.10	5	0	70.4	45 - 121	3.551	0.898	20	
Phenol	3.465	0.20	5	0	69.3	20 - 124	3.347	3.46	20	
Pyrene	3.963	0.10	5	0	79.3	40 - 130	3.911	1.31	20	
Surr: 2,4,6-Tribromophenol	*3.643*	*0.20*	*5*	*0*	*72.9*	*34 - 129*	*3.657*	*0.37*	*20*	
Surr: 2-Fluorobiphenyl	*3.442*	*0.20*	*5*	*0*	*68.8*	*40 - 125*	*3.465*	*0.687*	*20*	
Surr: 2-Fluorophenol	*3.983*	*0.20*	*5*	*0*	*79.7*	*20 - 120*	*3.724*	*6.72*	*20*	
Surr: 4-Terphenyl-d14	*4.214*	*0.20*	*5*	*0*	*84.3*	*40 - 135*	*4.162*	*1.25*	*20*	
Surr: Nitrobenzene-d5	*3.343*	*0.20*	*5*	*0*	*66.9*	*41 - 120*	*3.381*	*1.11*	*20*	
Surr: Phenol-d6	*3.165*	*0.20*	*5*	*0*	*63.3*	*20 - 120*	*3.124*	*1.29*	*20*	

Client: Golder Associates Inc.
Project: Houston TX-Wood Preserving Works
WorkOrder: HS22011274

QC BATCH REPORT

Batch ID: 175016 (0) **Instrument:** SV-7 **Method:** LOW-LEVEL SEMIVOLATILES BY 8270D

The following samples were analyzed in this batch:

HS22011274-02	HS22011274-03	HS22011274-04	HS22011274-05
HS22011274-06	HS22011274-07	HS22011274-08	HS22011274-09
HS22011274-10	HS22011274-11		

Client: Golder Associates Inc.
Project: Houston TX-Wood Preserving Works
WorkOrder: HS22011274

QC BATCH REPORT

Batch ID: R401755 (0) **Instrument:** VOA6 **Method:** LOW LEVEL VOLATILES BY SW8260C

MBLK Sample ID: **VBLKW-220207** Units: **ug/L** Analysis Date: **07-Feb-2022 12:55**
Client ID: Run ID: **VOA6_401755** SeqNo: **6492539** PrepDate: DF: **1**

Analyte	Result	MQL	SPK Val	SPK Ref Value	%REC	Control Limit	RPD Ref Value	%RPD	RPD Limit	Qual
1,2-Dichloroethane	< 0.20	1.0								
Benzene	< 0.20	1.0								
Chlorobenzene	< 0.30	1.0								
Ethylbenzene	< 0.30	1.0								
Methylene chloride	< 1.0	2.0								
Toluene	< 0.20	1.0								
Xylenes, Total	< 0.30	1.0								
Surr: 1,2-Dichloroethane-d4	*41.22*	*1.0*	*50*	*0*	*82.4*	*70 - 123*				
Surr: 4-Bromofluorobenzene	*50.19*	*1.0*	*50*	*0*	*100*	*77 - 113*				
Surr: Dibromofluoromethane	*48.3*	*1.0*	*50*	*0*	*96.6*	*73 - 126*				
Surr: Toluene-d8	*53.96*	*1.0*	*50*	*0*	*108*	*81 - 120*				

LCS Sample ID: **VLCSW-220207** Units: **ug/L** Analysis Date: **07-Feb-2022 11:52**
Client ID: Run ID: **VOA6_401755** SeqNo: **6492538** PrepDate: DF: **1**

Analyte	Result	MQL	SPK Val	SPK Ref Value	%REC	Control Limit	RPD Ref Value	%RPD	RPD Limit	Qual
1,2-Dichloroethane	17.89	1.0	20	0	89.5	70 - 124				
Benzene	20.38	1.0	20	0	102	74 - 120				
Chlorobenzene	21.66	1.0	20	0	108	76 - 113				
Ethylbenzene	21.04	1.0	20	0	105	77 - 117				
Methylene chloride	21.7	2.0	20	0	108	70 - 127				
Toluene	21.75	1.0	20	0	109	77 - 118				
Xylenes, Total	63.94	1.0	60	0	107	75 - 122				
Surr: 1,2-Dichloroethane-d4	*44.67*	*1.0*	*50*	*0*	*89.3*	*70 - 123*				
Surr: 4-Bromofluorobenzene	*53.02*	*1.0*	*50*	*0*	*106*	*77 - 113*				
Surr: Dibromofluoromethane	*51.81*	*1.0*	*50*	*0*	*104*	*73 - 126*				
Surr: Toluene-d8	*52.66*	*1.0*	*50*	*0*	*105*	*81 - 120*				

Client: Golder Associates Inc.
Project: Houston TX-Wood Preserving Works
WorkOrder: HS22011274

QC BATCH REPORT

Batch ID: R401755 (0) **Instrument:** VOA6 **Method:** LOW LEVEL VOLATILES BY SW8260C

MS Sample ID: **HS22011178-01MS** Units: **ug/L** Analysis Date: **07-Feb-2022 14:19**
Client ID: Run ID: **VOA6_401755** SeqNo: **6492542** PrepDate: DF: **1**

Analyte	Result	MQL	SPK Val	SPK Ref Value	%REC	Control Limit	RPD Ref Value	%RPD	RPD Limit	Qual
1,2-Dichloroethane	15.82	1.0	20	0	79.1	70 - 127				
Benzene	19.63	1.0	20	0	98.1	70 - 127				
Chlorobenzene	18.94	1.0	20	0	94.7	70 - 114				
Ethylbenzene	19.64	1.0	20	0	98.2	70 - 124				
Methylene chloride	18.33	2.0	20	0	91.6	70 - 128				
Toluene	19.86	1.0	20	0	99.3	70 - 123				
Xylenes, Total	57.93	1.0	60	0	96.6	70 - 130				
Surr: 1,2-Dichloroethane-d4	*41.15*	*1.0*	*50*	*0*	*82.3*	*70 - 126*				
Surr: 4-Bromofluorobenzene	*49.93*	*1.0*	*50*	*0*	*99.9*	*77 - 113*				
Surr: Dibromofluoromethane	*48.93*	*1.0*	*50*	*0*	*97.9*	*77 - 123*				
Surr: Toluene-d8	*51.91*	*1.0*	*50*	*0*	*104*	*82 - 127*				

MSD Sample ID: **HS22011178-01MSD** Units: **ug/L** Analysis Date: **07-Feb-2022 14:40**
Client ID: Run ID: **VOA6_401755** SeqNo: **6492543** PrepDate: DF: **1**

Analyte	Result	MQL	SPK Val	SPK Ref Value	%REC	Control Limit	RPD Ref Value	%RPD	RPD Limit	Qual
1,2-Dichloroethane	15.71	1.0	20	0	78.6	70 - 127	15.82	0.704	20	
Benzene	18.17	1.0	20	0	90.8	70 - 127	19.63	7.75	20	
Chlorobenzene	18.75	1.0	20	0	93.8	70 - 114	18.94	0.972	20	
Ethylbenzene	18.12	1.0	20	0	90.6	70 - 124	19.64	8.1	20	
Methylene chloride	18.22	2.0	20	0	91.1	70 - 128	18.33	0.579	20	
Toluene	18.48	1.0	20	0	92.4	70 - 123	19.86	7.25	20	
Xylenes, Total	55.08	1.0	60	0	91.8	70 - 130	57.93	5.05	20	
Surr: 1,2-Dichloroethane-d4	*41.81*	*1.0*	*50*	*0*	*83.6*	*70 - 126*	*41.15*	*1.58*	*20*	
Surr: 4-Bromofluorobenzene	*50.23*	*1.0*	*50*	*0*	*100*	*77 - 113*	*49.93*	*0.611*	*20*	
Surr: Dibromofluoromethane	*49.04*	*1.0*	*50*	*0*	*98.1*	*77 - 123*	*48.93*	*0.236*	*20*	
Surr: Toluene-d8	*52.65*	*1.0*	*50*	*0*	*105*	*82 - 127*	*51.91*	*1.42*	*20*	

The following samples were analyzed in this batch: HS22011274-01 HS22011274-02 HS22011274-03 HS22011274-04

Client: Golder Associates Inc.
Project: Houston TX-Wood Preserving Works
WorkOrder: HS22011274

QC BATCH REPORT

Batch ID: R401780 (0) **Instrument:** VOA6 **Method:** LOW LEVEL VOLATILES BY SW8260C

MBLK Sample ID: **VBLKW-220207** Units: **ug/L** Analysis Date: **07-Feb-2022 23:26**
Client ID: Run ID: **VOA6_401780** SeqNo: **6493006** PrepDate: DF: **1**

Analyte	Result	MQL	SPK Val	SPK Ref Value	%REC	Control Limit	RPD Ref Value	%RPD	RPD Limit	Qual
1,2-Dichloroethane	< 0.20	1.0								
Benzene	< 0.20	1.0								
Chlorobenzene	< 0.30	1.0								
Ethylbenzene	< 0.30	1.0								
Methylene chloride	< 1.0	2.0								
Toluene	< 0.20	1.0								
Xylenes, Total	< 0.30	1.0								
Surr: 1,2-Dichloroethane-d4	*41.91*	*1.0*	*50*	*0*	*83.8*	*70 - 123*				
Surr: 4-Bromofluorobenzene	*47.05*	*1.0*	*50*	*0*	*94.1*	*77 - 113*				
Surr: Dibromofluoromethane	*48.28*	*1.0*	*50*	*0*	*96.6*	*73 - 126*				
Surr: Toluene-d8	*53.68*	*1.0*	*50*	*0*	*107*	*81 - 120*				

LCS Sample ID: **VLCSW-220207** Units: **ug/L** Analysis Date: **07-Feb-2022 22:44**
Client ID: Run ID: **VOA6_401780** SeqNo: **6493005** PrepDate: DF: **1**

Analyte	Result	MQL	SPK Val	SPK Ref Value	%REC	Control Limit	RPD Ref Value	%RPD	RPD Limit	Qual
1,2-Dichloroethane	17.32	1.0	20	0	86.6	70 - 124				
Benzene	18.96	1.0	20	0	94.8	74 - 120				
Chlorobenzene	19.79	1.0	20	0	98.9	76 - 113				
Ethylbenzene	18.59	1.0	20	0	92.9	77 - 117				
Methylene chloride	21.24	2.0	20	0	106	70 - 127				
Toluene	19.23	1.0	20	0	96.1	77 - 118				
Xylenes, Total	55.75	1.0	60	0	92.9	75 - 122				
Surr: 1,2-Dichloroethane-d4	*48.96*	*1.0*	*50*	*0*	*97.9*	*70 - 123*				
Surr: 4-Bromofluorobenzene	*51.31*	*1.0*	*50*	*0*	*103*	*77 - 113*				
Surr: Dibromofluoromethane	*54.95*	*1.0*	*50*	*0*	*110*	*73 - 126*				
Surr: Toluene-d8	*51.62*	*1.0*	*50*	*0*	*103*	*81 - 120*				

Client: Golder Associates Inc.
Project: Houston TX-Wood Preserving Works
WorkOrder: HS22011274

QC BATCH REPORT

Batch ID: R401780 (0) **Instrument:** VOA6 **Method:** LOW LEVEL VOLATILES BY SW8260C

MS Sample ID: **HS22020145-14MS** Units: **ug/L** Analysis Date: **08-Feb-2022 01:11**
Client ID: Run ID: **VOA6_401780** SeqNo: **6493011** PrepDate: DF: **1**

Analyte	Result	MQL	SPK Val	SPK Ref Value	%REC	Control Limit	RPD Ref Value	%RPD	RPD Limit	Qual
1,2-Dichloroethane	15.86	1.0	20	0	79.3	70 - 127				
Benzene	18.36	1.0	20	0	91.8	70 - 127				
Chlorobenzene	18.92	1.0	20	0	94.6	70 - 114				
Ethylbenzene	18.11	1.0	20	0	90.5	70 - 124				
Methylene chloride	17.4	2.0	20	0	87.0	70 - 128				
Toluene	18.4	1.0	20	0	92.0	70 - 123				
Xylenes, Total	54.61	1.0	60	0	91.0	70 - 130				
Surr: 1,2-Dichloroethane-d4	*42.97*	*1.0*	*50*	*0*	*85.9*	*70 - 126*				
Surr: 4-Bromofluorobenzene	*50.43*	*1.0*	*50*	*0*	*101*	*77 - 113*				
Surr: Dibromofluoromethane	*49.87*	*1.0*	*50*	*0*	*99.7*	*77 - 123*				
Surr: Toluene-d8	*53.08*	*1.0*	*50*	*0*	*106*	*82 - 127*				

MSD Sample ID: **HS22020145-14MSD** Units: **ug/L** Analysis Date: **08-Feb-2022 01:32**
Client ID: Run ID: **VOA6_401780** SeqNo: **6493012** PrepDate: DF: **1**

Analyte	Result	MQL	SPK Val	SPK Ref Value	%REC	Control Limit	RPD Ref Value	%RPD	RPD Limit	Qual
1,2-Dichloroethane	15.51	1.0	20	0	77.5	70 - 127	15.86	2.22	20	
Benzene	16.94	1.0	20	0	84.7	70 - 127	18.36	8.08	20	
Chlorobenzene	17.28	1.0	20	0	86.4	70 - 114	18.92	9.09	20	
Ethylbenzene	16.53	1.0	20	0	82.6	70 - 124	18.11	9.14	20	
Methylene chloride	17.04	2.0	20	0	85.2	70 - 128	17.4	2.08	20	
Toluene	17.16	1.0	20	0	85.8	70 - 123	18.4	6.99	20	
Xylenes, Total	50.97	1.0	60	0	85.0	70 - 130	54.61	6.9	20	
Surr: 1,2-Dichloroethane-d4	*43.51*	*1.0*	*50*	*0*	*87.0*	*70 - 126*	*42.97*	*1.25*	*20*	
Surr: 4-Bromofluorobenzene	*51.6*	*1.0*	*50*	*0*	*103*	*77 - 113*	*50.43*	*2.3*	*20*	
Surr: Dibromofluoromethane	*50.15*	*1.0*	*50*	*0*	*100*	*77 - 123*	*49.87*	*0.56*	*20*	
Surr: Toluene-d8	*52.76*	*1.0*	*50*	*0*	*106*	*82 - 127*	*53.08*	*0.616*	*20*	

The following samples were analyzed in this batch: HS22011274-05 HS22011274-06 HS22011274-07 HS22011274-09

Client: Golder Associates Inc.
Project: Houston TX-Wood Preserving Works
WorkOrder: HS22011274

QC BATCH REPORT

Batch ID: R401840 (0) **Instrument:** VOA6 **Method:** LOW LEVEL VOLATILES BY SW8260C

MBLK Sample ID: **VBLKW-220208** Units: **ug/L** Analysis Date: **08-Feb-2022 11:56**
Client ID: Run ID: **VOA6_401840** SeqNo: **6494429** PrepDate: DF: **1**

Analyte	Result	MQL	SPK Val	SPK Ref Value	%REC	Control Limit	RPD Ref Value	%RPD	RPD Limit	Qual
1,2-Dichloroethane	< 0.20	1.0								
Benzene	< 0.20	1.0								
Chlorobenzene	< 0.30	1.0								
Ethylbenzene	< 0.30	1.0								
Methylene chloride	< 1.0	2.0								
Toluene	< 0.20	1.0								
Xylenes, Total	< 0.30	1.0								
Surr: 1,2-Dichloroethane-d4	*43.16*	*1.0*	*50*	*0*	*86.3*	*70 - 123*				
Surr: 4-Bromofluorobenzene	*48.83*	*1.0*	*50*	*0*	*97.7*	*77 - 113*				
Surr: Dibromofluoromethane	*47.57*	*1.0*	*50*	*0*	*95.1*	*73 - 126*				
Surr: Toluene-d8	*54.48*	*1.0*	*50*	*0*	*109*	*81 - 120*				

LCS Sample ID: **VLCSW-220208** Units: **ug/L** Analysis Date: **08-Feb-2022 11:14**
Client ID: Run ID: **VOA6_401840** SeqNo: **6494428** PrepDate: DF: **1**

Analyte	Result	MQL	SPK Val	SPK Ref Value	%REC	Control Limit	RPD Ref Value	%RPD	RPD Limit	Qual
1,2-Dichloroethane	17.53	1.0	20	0	87.7	70 - 124				
Benzene	18.89	1.0	20	0	94.5	74 - 120				
Chlorobenzene	19.52	1.0	20	0	97.6	76 - 113				
Ethylbenzene	18.44	1.0	20	0	92.2	77 - 117				
Methylene chloride	20.12	2.0	20	0	101	70 - 127				
Toluene	19.33	1.0	20	0	96.6	77 - 118				
Xylenes, Total	57.03	1.0	60	0	95.0	75 - 122				
Surr: 1,2-Dichloroethane-d4	*47.34*	*1.0*	*50*	*0*	*94.7*	*70 - 123*				
Surr: 4-Bromofluorobenzene	*50.5*	*1.0*	*50*	*0*	*101*	*77 - 113*				
Surr: Dibromofluoromethane	*52.31*	*1.0*	*50*	*0*	*105*	*73 - 126*				
Surr: Toluene-d8	*51.51*	*1.0*	*50*	*0*	*103*	*81 - 120*				

Client: Golder Associates Inc.
Project: Houston TX-Wood Preserving Works
WorkOrder: HS22011274

QC BATCH REPORT

Batch ID: R401840 (0) **Instrument:** VOA6 **Method:** LOW LEVEL VOLATILES BY SW8260C

MS Sample ID: **HS22020293-03MS** Units: **ug/L** Analysis Date: **08-Feb-2022 15:06**
Client ID: Run ID: **VOA6_401840** SeqNo: **6494431** PrepDate: DF: **1**

Analyte	Result	MQL	SPK Val	SPK Ref Value	%REC	Control Limit	RPD Ref Value	%RPD	RPD Limit	Qual
1,2-Dichloroethane	15.63	1.0	20	0	78.1	70 - 127				
Benzene	18.24	1.0	20	0	91.2	70 - 127				
Chlorobenzene	18.86	1.0	20	0	94.3	70 - 114				
Ethylbenzene	17.43	1.0	20	0	87.2	70 - 124				
Methylene chloride	16.32	2.0	20	0	81.6	70 - 128				
Toluene	18.46	1.0	20	0	92.3	70 - 123				
Xylenes, Total	54.07	1.0	60	0	90.1	70 - 130				
Surr: 1,2-Dichloroethane-d4	*44.41*	*1.0*	*50*	*0*	*88.8*	*70 - 126*				
Surr: 4-Bromofluorobenzene	*50.85*	*1.0*	*50*	*0*	*102*	*77 - 113*				
Surr: Dibromofluoromethane	*48.7*	*1.0*	*50*	*0*	*97.4*	*77 - 123*				
Surr: Toluene-d8	*53.21*	*1.0*	*50*	*0*	*106*	*82 - 127*				

MSD Sample ID: **HS22020293-03MSD** Units: **ug/L** Analysis Date: **08-Feb-2022 15:27**
Client ID: Run ID: **VOA6_401840** SeqNo: **6494432** PrepDate: DF: **1**

Analyte	Result	MQL	SPK Val	SPK Ref Value	%REC	Control Limit	RPD Ref Value	%RPD	RPD Limit	Qual
1,2-Dichloroethane	15.77	1.0	20	0	78.9	70 - 127	15.63	0.933	20	
Benzene	17.49	1.0	20	0	87.4	70 - 127	18.24	4.24	20	
Chlorobenzene	18	1.0	20	0	90.0	70 - 114	18.86	4.65	20	
Ethylbenzene	17.58	1.0	20	0	87.9	70 - 124	17.43	0.824	20	
Methylene chloride	16.8	2.0	20	0	84.0	70 - 128	16.32	2.92	20	
Toluene	18.32	1.0	20	0	91.6	70 - 123	18.46	0.779	20	
Xylenes, Total	53.54	1.0	60	0	89.2	70 - 130	54.07	0.98	20	
Surr: 1,2-Dichloroethane-d4	*42.87*	*1.0*	*50*	*0*	*85.7*	*70 - 126*	*44.41*	*3.52*	*20*	
Surr: 4-Bromofluorobenzene	*50.79*	*1.0*	*50*	*0*	*102*	*77 - 113*	*50.85*	*0.107*	*20*	
Surr: Dibromofluoromethane	*49.77*	*1.0*	*50*	*0*	*99.5*	*77 - 123*	*48.7*	*2.16*	*20*	
Surr: Toluene-d8	*52.73*	*1.0*	*50*	*0*	*105*	*82 - 127*	*53.21*	*0.91*	*20*	

The following samples were analyzed in this batch: HS22011274-08 HS22011274-10 HS22011274-11

Client: Golder Associates Inc.
Project: Houston TX-Wood Preserving Works
WorkOrder: HS22011274

QC BATCH REPORT

Batch ID: R401932 (0) **Instrument:** VOA6 **Method:** LOW LEVEL VOLATILES BY SW8260C

MBLK Sample ID: **VBLKW-220209** Units: **ug/L** Analysis Date: **09-Feb-2022 12:32**
Client ID: Run ID: **VOA6_401932** SeqNo: **6496236** PrepDate: DF: **1**

Analyte	Result	MQL	SPK Val	SPK Ref Value	%REC	Control Limit	RPD Ref Value	%RPD	RPD Limit Qual
Benzene	< 0.20	1.0							
Surr: 1,2-Dichloroethane-d4	*43.26*	*1.0*	*50*	*0*	*86.5*	*70 - 123*			
Surr: 4-Bromofluorobenzene	*49.51*	*1.0*	*50*	*0*	*99.0*	*77 - 113*			
Surr: Dibromofluoromethane	*48.41*	*1.0*	*50*	*0*	*96.8*	*73 - 126*			
Surr: Toluene-d8	*54.28*	*1.0*	*50*	*0*	*109*	*81 - 120*			

LCS Sample ID: **VLCSW-220209** Units: **ug/L** Analysis Date: **09-Feb-2022 11:49**
Client ID: Run ID: **VOA6_401932** SeqNo: **6496235** PrepDate: DF: **1**

Analyte	Result	MQL	SPK Val	SPK Ref Value	%REC	Control Limit	RPD Ref Value	%RPD	RPD Limit Qual
Benzene	19.63	1.0	20	0	98.1	74 - 120			
Surr: 1,2-Dichloroethane-d4	*49.36*	*1.0*	*50*	*0*	*98.7*	*70 - 123*			
Surr: 4-Bromofluorobenzene	*52.29*	*1.0*	*50*	*0*	*105*	*77 - 113*			
Surr: Dibromofluoromethane	*55.8*	*1.0*	*50*	*0*	*112*	*73 - 126*			
Surr: Toluene-d8	*53.73*	*1.0*	*50*	*0*	*107*	*81 - 120*			

MS Sample ID: **HS22020395-01MS** Units: **ug/L** Analysis Date: **09-Feb-2022 15:07**
Client ID: Run ID: **VOA6_401932** SeqNo: **6496240** PrepDate: DF: **1**

Analyte	Result	MQL	SPK Val	SPK Ref Value	%REC	Control Limit	RPD Ref Value	%RPD	RPD Limit Qual
Benzene	19.06	1.0	20	0	95.3	70 - 127			
Surr: 1,2-Dichloroethane-d4	*43.88*	*1.0*	*50*	*0*	*87.8*	*70 - 126*			
Surr: 4-Bromofluorobenzene	*50.82*	*1.0*	*50*	*0*	*102*	*77 - 113*			
Surr: Dibromofluoromethane	*49.96*	*1.0*	*50*	*0*	*99.9*	*77 - 123*			
Surr: Toluene-d8	*53.74*	*1.0*	*50*	*0*	*107*	*82 - 127*			

Client: Golder Associates Inc.
Project: Houston TX-Wood Preserving Works
WorkOrder: HS22011274

QC BATCH REPORT

Batch ID: **R401932 (0)** **Instrument:** **VOA6** **Method:** **LOW LEVEL VOLATILES BY SW8260C**

MSD Sample ID: **HS22020395-01MSD** Units: **ug/L** Analysis Date: **09-Feb-2022 15:28**
Client ID: Run ID: **VOA6_401932** SeqNo: **6496241** PrepDate: DF: **1**

Analyte	Result	MQL	SPK Val	SPK Ref Value	%REC	Control Limit	RPD Ref Value	%RPD	RPD Limit	Qual
Benzene	18.26	1.0	20	0	91.3	70 - 127	19.06	4.28	20	
Surr: 1,2-Dichloroethane-d4	*42.09*	*1.0*	*50*	*0*	*84.2*	*70 - 126*	*43.88*	*4.17*	*20*	
Surr: 4-Bromofluorobenzene	*50.31*	*1.0*	*50*	*0*	*101*	*77 - 113*	*50.82*	*1.02*	*20*	
Surr: Dibromofluoromethane	*49.88*	*1.0*	*50*	*0*	*99.8*	*77 - 123*	*49.96*	*0.155*	*20*	
Surr: Toluene-d8	*53.16*	*1.0*	*50*	*0*	*106*	*82 - 127*	*53.74*	*1.07*	*20*	

The following samples were analyzed in this batch: HS22011274-10

Client: Golder Associates Inc.
Project: Houston TX-Wood Preserving Works
WorkOrder: HS22011274

QC BATCH REPORT

Batch ID: R401289 (0) **Instrument:** ICS2100 **Method:** ANIONS BY SW9056A

MBLK Sample ID: **MBLK** Units: **mg/L** Analysis Date: **28-Jan-2022 15:48**
Client ID: Run ID: **ICS2100_401289** SeqNo: **6482831** PrepDate: DF: **1**

Analyte	Result	MQL	SPK Val	SPK Ref Value	%REC	Control Limit	RPD Ref Value	%RPD	RPD Limit	Qual
Chloride	< 0.200	0.500								
Fluoride	< 0.0500	0.100								
Nitrogen, Nitrate (As N)	< 0.0300	0.100								
Nitrogen, Nitrite (As N)	< 0.0300	0.100								
Sulfate	< 0.200	0.500								
Nitrate/Nitrite (as N)	< 0.0300	0.100								

LCS Sample ID: **LCS** Units: **mg/L** Analysis Date: **28-Jan-2022 15:56**
Client ID: Run ID: **ICS2100_401289** SeqNo: **6482832** PrepDate: DF: **1**

Analyte	Result	MQL	SPK Val	SPK Ref Value	%REC	Control Limit	RPD Ref Value	%RPD	RPD Limit	Qual
Chloride	20.15	0.500	20	0	101	80 - 120				
Fluoride	4.295	0.100	4	0	107	80 - 120				
Nitrogen, Nitrate (As N)	3.958	0.100	4	0	99.0	80 - 120				
Nitrogen, Nitrite (As N)	4.425	0.100	4	0	111	80 - 120				
Sulfate	20.23	0.500	20	0	101	80 - 120				
Nitrate/Nitrite (as N)	8.383	0.100	8	0	105	80 - 120				

MS Sample ID: **HS22011274-02MS** Units: **mg/L** Analysis Date: **28-Jan-2022 17:37**
Client ID: **WG-1620-MW38A-20220127** Run ID: **ICS2100_401289** SeqNo: **6482836** PrepDate: DF: **1**

Analyte	Result	MQL	SPK Val	SPK Ref Value	%REC	Control Limit	RPD Ref Value	%RPD	RPD Limit	Qual
Chloride	51.53	0.500	10	42.66	88.7	80 - 120				O
Fluoride	3.452	0.100	2	1.293	108	80 - 120				
Nitrogen, Nitrate (As N)	2.018	0.100	2	0.0589	98.0	80 - 120				
Nitrogen, Nitrite (As N)	1.92	0.100	2	0	96.0	80 - 120				
Sulfate	33.22	0.500	10	23.64	95.8	80 - 120				
Nitrate/Nitrite (as N)	3.938	0.100	4	0.0589	97.0	80 - 120				

Client: Golder Associates Inc.
Project: Houston TX-Wood Preserving Works
WorkOrder: HS22011274

QC BATCH REPORT

Batch ID: **R401289 (0)** **Instrument:** **ICS2100** **Method:** **ANIONS BY SW9056A**

MSD Sample ID: **HS22011274-02MSD** Units: **mg/L** Analysis Date: **28-Jan-2022 17:45**
Client ID: **WG-1620-MW38A-20220127** Run ID: **ICS2100_401289** SeqNo: **6482837** PrepDate: DF: **1**

Analyte	Result	MQL	SPK Val	SPK Ref Value	%REC	Control Limit	RPD Ref Value	%RPD	RPD Limit	Qual
Chloride	51.55	0.500	10	42.66	88.9	80 - 120	51.53	0.033	20	O
Fluoride	3.469	0.100	2	1.293	109	80 - 120	3.452	0.497	20	
Nitrogen, Nitrate (As N)	1.994	0.100	2	0.0589	96.7	80 - 120	2.018	1.25	20	
Nitrogen, Nitrite (As N)	1.903	0.100	2	0	95.2	80 - 120	1.92	0.848	20	
Sulfate	32.95	0.500	10	23.64	93.1	80 - 120	33.22	0.81	20	
Nitrate/Nitrite (as N)	3.897	0.100	4	0.0589	96.0	80 - 120	3.938	1.05	20	

The following samples were analyzed in this batch: HS22011274-02 HS22011274-03 HS22011274-04 HS22011274-05

Client: Golder Associates Inc.
Project: Houston TX-Wood Preserving Works
WorkOrder: HS22011274

QC BATCH REPORT

Batch ID: R401948 (0) **Instrument:** ManTech01 **Method:** ALKALINITY BY SM 2320B-2011

MBLK Sample ID: **WBLKW1-220209** Units: **mg/L** Analysis Date: **09-Feb-2022 17:29**
Client ID: Run ID: **ManTech01_401948** SeqNo: **6496586** PrepDate: DF: **1**

Analyte	Result	MQL	SPK Val	SPK Ref Value	%REC	Control Limit	RPD Ref Value	%RPD	RPD Limit	Qual
Alkalinity, Bicarbonate (As CaCO3)	< 5.00	5.00								
Alkalinity, Carbonate (As CaCO3)	< 5.00	5.00								
Alkalinity, Total (As CaCO3)	< 5.00	5.00								

LCS Sample ID: **LCS1-220209** Units: **mg/L** Analysis Date: **09-Feb-2022 17:38**
Client ID: Run ID: **ManTech01_401948** SeqNo: **6496587** PrepDate: DF: **1**

Analyte	Result	MQL	SPK Val	SPK Ref Value	%REC	Control Limit	RPD Ref Value	%RPD	RPD Limit	Qual
Alkalinity, Carbonate (As CaCO3)	1005	5.00	1000	0	100	85 - 115				
Alkalinity, Total (As CaCO3)	1023	5.00	1000	0	102	85 - 115				

LCSD Sample ID: **LCSD1-220209** Units: **mg/L** Analysis Date: **09-Feb-2022 17:47**
Client ID: Run ID: **ManTech01_401948** SeqNo: **6496588** PrepDate: DF: **1**

Analyte	Result	MQL	SPK Val	SPK Ref Value	%REC	Control Limit	RPD Ref Value	%RPD	RPD Limit	Qual
Alkalinity, Carbonate (As CaCO3)	1033	5.00	1000	0	103	85 - 115	1005	2.78	20	
Alkalinity, Total (As CaCO3)	1050	5.00	1000	0	105	85 - 115	1023	2.57	20	

DUP Sample ID: **HS22011274-02DUP** Units: **mg/L** Analysis Date: **09-Feb-2022 19:02**
Client ID: **WG-1620-MW38A-20220127** Run ID: **ManTech01_401948** SeqNo: **6496599** PrepDate: DF: **1**

Analyte	Result	MQL	SPK Val	SPK Ref Value	%REC	Control Limit	RPD Ref Value	%RPD	RPD Limit	Qual
Alkalinity, Bicarbonate (As CaCO3)	461.4	5.00					461.9	0.11	20	
Alkalinity, Carbonate (As CaCO3)	< 5.00	5.00					0	0	20	
Alkalinity, Total (As CaCO3)	461.4	5.00					461.9	0.11	20	

The following samples were analyzed in this batch: HS22011274-02 HS22011274-03 HS22011274-04 HS22011274-05

Client: Golder Associates Inc.
Project: Houston TX-Wood Preserving Works
WorkOrder: HS22011274

QC BATCH REPORT

Batch ID: R402064 (0) **Instrument:** ICS-Integrion **Method:** ANIONS BY SW9056A

MBLK Sample ID: **MBLK** Units: **mg/L** Analysis Date: **10-Feb-2022 22:05**
Client ID: Run ID: **ICS-Integrion_402064** SeqNo: **6498966** PrepDate: DF: **1**

Analyte	Result	MQL	SPK Val	SPK Ref Value	%REC	Control Limit	RPD Ref Value	%RPD	RPD Limit	Qual
Chloride	< 0.200	0.500								
Sulfate	< 0.200	0.500								

LCS Sample ID: **LCS** Units: **mg/L** Analysis Date: **10-Feb-2022 22:11**
Client ID: Run ID: **ICS-Integrion_402064** SeqNo: **6498967** PrepDate: DF: **1**

Analyte	Result	MQL	SPK Val	SPK Ref Value	%REC	Control Limit	RPD Ref Value	%RPD	RPD Limit	Qual
Chloride	19.94	0.500	20	0	99.7	80 - 120				
Sulfate	20.18	0.500	20	0	101	80 - 120				

MS Sample ID: **HS22011326-03MS** Units: **mg/L** Analysis Date: **10-Feb-2022 21:44**
Client ID: Run ID: **ICS-Integrion_402064** SeqNo: **6498962** PrepDate: DF: **10**

Analyte	Result	MQL	SPK Val	SPK Ref Value	%REC	Control Limit	RPD Ref Value	%RPD	RPD Limit	Qual
Chloride	343.1	5.00	100	257	86.1	80 - 120				
Sulfate	315	5.00	100	225.5	89.5	80 - 120				

MSD Sample ID: **HS22011326-03MSD** Units: **mg/L** Analysis Date: **10-Feb-2022 21:50**
Client ID: Run ID: **ICS-Integrion_402064** SeqNo: **6498963** PrepDate: DF: **10**

Analyte	Result	MQL	SPK Val	SPK Ref Value	%REC	Control Limit	RPD Ref Value	%RPD	RPD Limit	Qual
Chloride	343	5.00	100	257	86.0	80 - 120	343.1	0.0262	20	
Sulfate	314.9	5.00	100	225.5	89.4	80 - 120	315	0.0495	20	

The following samples were analyzed in this batch: HS22011274-04 HS22011274-05

Client: Golder Associates Inc.
Project: Houston TX-Wood Preserving Works
WorkOrder: **HS22011274**

QUALIFIERS, ACRONYMS, UNITS

Qualifier	Description
*	Value exceeds Regulatory Limit
a	Not accredited
B	Analyte detected in the associated Method Blank above the Reporting Limit
E	Value above quantitation range
H	Analyzed outside of Holding Time
J	Analyte detected below quantitation limit
M	Manually integrated, see raw data for justification
n	Not offered for accreditation
ND	Not Detected at the Reporting Limit
O	Sample amount is > 4 times amount spiked
P	Dual Column results percent difference > 40%
R	RPD above laboratory control limit
S	Spike Recovery outside laboratory control limits
U	Analyzed but not detected above the MDL/SDL

Acronym	Description
DCS	Detectability Check Study
DUP	Method Duplicate
LCS	Laboratory Control Sample
LCSD	Laboratory Control Sample Duplicate
MBLK	Method Blank
MDL	Method Detection Limit
MQL	Method Quantitation Limit
MS	Matrix Spike
MSD	Matrix Spike Duplicate
PDS	Post Digestion Spike
PQL	Practical Quantitaion Limit
SD	Serial Dilution
SDL	Sample Detection Limit
TRRP	Texas Risk Reduction Program

Unit Reported	Description
mg/L	Milligrams per Liter

CERTIFICATIONS,ACCREDITATIONS & LICENSES

Agency	Number	Expire Date
Arkansas	21-022-0	26-Mar-2022
Florida	E87611-33	30-Jun-2022
Illinois	2000322021-7	09-May-2022
Kansas	E-10352 2021-2022	31-Jul-2022
Kentucky	123043, 2021-2022	30-Apr-2022
Louisiana	03087, 2021-2022	30-Jun-2022
Texas	T104704231-21-28	30-Apr-2022

Sample Receipt Checklist

Work Order ID: HS22011274 **Date/Time Received:** **28-Jan-2022 09:06**

Client Name: PBW **Received by:** **Paresh M. Giga**

Completed By: /S/ Paresh M. Giga (eSignature) 28-Jan-2022 11:28 (Date/Time) **Reviewed by:** /S/ Dane J. Wacasey (eSignature) 08-Feb-2022 19:32 (Date/Time)

Matrices: **GW/Water** Carrier name: **Client**

	Yes	No	
Shipping container/cooler in good condition?	☑	☐	Not Present ☐
Custody seals intact on shipping container/cooler?	☐	☐	Not Present ☑
Custody seals intact on sample bottles?	☐	☐	Not Present ☑
VOA/TX1005/TX1006 Solids in hermetically sealed vials?	☐	☐	Not Present ☑
Chain of custody present?	☑	☐	2 Page(s)
Chain of custody signed when relinquished and received?	☑	☐	COC IDs:254689, 259765
Samplers name present on COC?	☑	☐	
Chain of custody agrees with sample labels?	☐	☑	
Samples in proper container/bottle?	☑	☐	
Sample containers intact?	☑	☐	
Sufficient sample volume for indicated test?	☑	☐	
All samples received within holding time?	☑	☐	
Container/Temp Blank temperature in compliance?	☑	☐	

Temperature(s)/Thermometer(s): 0.2C/0.7C; 0.1C/0.6C; 0.0C/0.5C U/C | IR31

Cooler(s)/Kit(s): 48303, 48157, 48366

Date/Time sample(s) sent to storage: 1/28/2022 11:50

	Yes	No	
Water - VOA vials have zero headspace?	☑	☐	No VOA vials submitted ☐
Water - pH acceptable upon receipt?	☑	☐	N/A ☐
pH adjusted?	☐	☑	N/A ☐

pH adjusted by:

Login Notes:
Times Differ: WG-1260-MW12B-20220127: COC=10:30 Amber labels=10:40
IDs Differ: COC=MW-22AR Metals Bottles (2)=MW-38A.
COC=MW-35B Metals Bottle=MW-35A
Times used to match with COC

Client Contacted: Date Contacted: Person Contacted:

Contacted By: Regarding:

Comments:

Corrective Action:

Cincinnati, OH +1 513 733 5336
Everett, WA +1 425 356 2600
Fort Collins, CO +1 970 490 1511
Holland, MI +1 616 399 6070

Chain of Custody Form

Page 1 of 2

COC ID: 254689

HS22011274

Golder Associates Inc.
Houston TX-Wood Preserving Works

ALS Project Manager:

Customer Information		Project Information			
Purchase Order	4300042071/Kevin Peterburs 1620	Project Name	Houston TX-Wood Preserving Works	A	8260_LL_W (5632528 VOC Site Specific)
Work Order		Project Number	1620-01-Rev0 SR 92688	B	8260_LL_W (5632528 VOC Site Specific + V.C.)
Company Name	Golder Associates Inc.	Bill To Company	Union Pacific Railroad- A/P	C	8270_LOW_W (5632532 SemiVolatiles Site specific)
Send Report To	Eric Matzner	Invoice Attn	Accounts Payable	D	ICP_TW (5636002 Metals - As)
Address	2201 Double Creek Drive Suite 4004	Address	1400 Douglas Street Stop 0750	E	5636002 5652646 Metals - As, Ca, Fe, Mg, Mn, K, Na
City/State/Zip	Round Rock, TX 78664	City/State/Zip	Omaha NE 681790750	F	9056_anions_W (5652642 Anions-*NO3*, *NO2*, Cl, F, SO4)
Phone	(512) 671-3434	Phone		G	ALK_W 2320B (5635964 Alkalinity (T, CO3, HCO3))
Fax	(512) 671-3446	Fax		H	
e-Mail Address	Eric_Matzner@golder.com	e-Mail Address		I	
				J	

No.	Sample Description	Date	Time	Matrix	Pres.	# Bottles	A	B	C	D	E	F	G	H	I	J	Hold
1	WQ-1620-TB11 - 20220127	1-27-22		Water	1,8	2	X										
2	WG-1620-MW38A-20220127		0745	Groundwa	1,2,8	8	X		X	X	X	X	X				
3	WG-1620-MW22AR-20220127		0840	GW		8	X		X	X	X	X	X				
4	WG-1620-MW35A-20220127		1215	GW		8	X		X	X	X	X	X				
5	WG-1620-MW28A-20220127		1350	GW		8	X		X	X	X	X	X				
6	WG-1620-MW21C-20220127		0935	GW		6	X		X	X							
7	WG-1620-FD07-20220127		0935	GW		6	X		X	X							
8	WG-1620-MW12B-20220127		1030	GW		6	X		X	X							
9	WG-1620-MW35B-20220127		1255	GW		6	X		X	X							
10	WG-1620-MW32B-20220127		1455	GW		6	X		X	X							

Sampler(s) Please Print & Sign: JOHN BEAUTON

Shipment Method: HAND DELIVERED

Required Turnaround Time: (Check Box) [X] STD 10 Wk Days [ ] 5 Wk Days [ ] 2 Wk Days [ ] 24 Hour [ ] Other _____

Results Due Date:

Relinquished by: Date: 1-28-22 Time: 09:06 Received by:

Relinquished by: Date: Time: Received by (Laboratory): 1/28/2022 09:06

Logged by (Laboratory): Date: Time: Checked by (Laboratory):

Notes: UPRR HWPW 1620-01

Cooler ID	Cooler Temp.
48323	0.2°
48157	0.1°
48366	0.0°

QC Package: (Check One Box Below)
- [ ] Level II Std QC
- [ ] Level III Std QC/Raw Data
- [ ] Level IV SVM46/CLP
- [ ] Other
- [X] TRRP Checklist
- [ ] TRRP Level IV

Preservative Key: 1-HCl 2-HNO_3 3-H_2SO_4 4-NaOH 5-$Na_2S_2O_3$ 6-$NaHSO_4$ 7-Other 8-4°C 9-5035

Note: 1. Any changes must be made in writing once samples and COC Form have been submitted to ALS Environmental.
2. Unless otherwise agreed in a formal contract, services provided by ALS Environmental are expressly limited to the terms and conditions stated on the reverse.
3. The Chain of Custody is a legal document. All information must be completed accurately.

Copyright 2011 by ALS Environmental.

Cincinnati, OH +1 513 733 5336
Everett, WA +1 425 356 2600
Fort Collins, CO +1 970 490 1511
Holland, MI +1 616 399 6070

Chain of Custody Form

Page 2 of 2

COC ID: 259765

HS22011274

WV

Golder Associates Inc.
Houston TX-Wood Preserving Works

ALS Project Manager:

Customer Information		Project Information			
Purchase Order	UPRR/Kevin Peterburs	Project Name	Houston TX-Wood Preserving Works	A	8260_LL_W (5632528 VOC Site Specific)
Work Order		Project Number	1620-17-Rev0 SR 92688	B	8270_LOW_W (5632532 SemiVolatiles Site specific)
Company Name	Golder Associates Inc.	Bill To Company	Union Pacific Railroad- A/P	C	ICP_TW (5636002 6020 Metals - As)
Send Report To	Eric Matzner	Invoice Attn	Accounts Payable	D	
Address	2201 Double Creek Drive Suite 4004	Address	1400 Douglas Street Stop 0750	E	
				F	
City/State/Zip	Round Rock, TX 78664	City/State/Zip	Omaha NE 681790750	G	
Phone	(512) 671-3434	Phone		H	
Fax	(512) 671-3446	Fax		I	
e-Mail Address	Eric_Matzner@golder.com	e-Mail Address		J	

No.	Sample Description	Date	Time	Matrix	Pres.	# Bottles	A	B	C	D	E	F	G	H	I	J	Hold
1	WG-1620-MW41B-20220127	1-27-22	1600	GW		6	X	X	X								
2																	
3																	
4																	
5																	
6																	
7																	
8																	
9																	
0																	

Sampler(s) Please Print & Sign: JOHN BRAYTON

Shipment Method: HAND DELIVERED

Required Turnaround Time: (Check Box) [X] STD 10 Wk Days [ ] 5 Wk Days [ ] 2 Wk Days [ ] 24 Hour [ ] Other

Results Due Date:

Relinquished by: Date: 1-28-22 Time: 09:06 Received by:

Relinquished by: Date: Time: Received by (Laboratory): 1/28/2022 09:06

Logged by (Laboratory): Date: Time: Checked by (Laboratory):

Notes: UPRR Houston MWPW

Cooler ID	Cooler Temp.

QC Package: (Check One Box Below)
[ ] Level II Std QC
[ ] Level III Std QC/Raw Data
[ ] Level IV SW846/CLP
[ ] Other
[X] TRRP Checklist
[ ] TRRP Level IV

Preservative Key: 1-HCl 2-HNO_3 3-H_2SO_4 4-NaOH 5-$Na_2S_2O_3$ 6-$NaHSO_4$ 7-Other 8-4°C 9-5035

Note: 1. Any changes must be made in writing once samples and COC Form have been submitted to ALS Environmental.
2. Unless otherwise agreed in a formal contract, services provided by ALS Environmental are expressly limited to the terms and conditions stated on the reverse.
3. The Chain of Custody is a legal document. All information must be completed accurately.

Copyright 2011 by ALS Environmental.

10450 Stancliff Rd. Suite 210
Houston, TX 77099
T: +1 281 530 5656
F: +1 281 530 5887

March 24, 2022

Eric Matzner
Golder Associates Inc.
2201 Double Creek Drive
Suite 4004
Round Rock, TX 78664

Work Order: **HS22030565**

Laboratory Results for: **Houston TX-Wood Preserving Works**

Dear Eric Matzner,

ALS Environmental received 1 sample(s) on Mar 10, 2022 for the analysis presented in the following report.

The analytical data provided relates directly to the samples received by ALS Environmental and for only the analyses requested. Results are expressed as "as received" unless otherwise noted.

QC sample results for this data met EPA or laboratory specifications except as noted in the Case Narrative or as noted with qualifiers in the QC batch information. Should this laboratory report need to be reproduced, it should be reproduced in full unless written approval has been obtained by ALS Environmental. Samples will be disposed in 30 days unless storage arrangements are made.

If you have any questions regarding this report, please feel free to call me.

Sincerely,

Generated By: JUMOKE.LAWAL

Dane J. Wacasey

Client:	Golder Associates Inc.	**TRRP Laboratory Data Package Cover Page**
Project:	Houston TX-Wood Preserving Works	
WorkOrder:	**HS22030565**	

This data package consists of all or some of the following as applicable:

This signature page, the laboratory review checklist, and the following reportable data:

R1 Field chain-of-custody documentation;

R2 Sample identification cross-reference;

R3 Test reports (analytical data sheets) for each environmental sample that includes:

a) Items consistent with NELAC Chapter 5,
b) dilution factors,
c) preparation methods,
d) cleanup methods, and
e) if required for the project, tentatively identified compounds (TICs).

R4 Surrogate recovery data including:

a) Calculated recovery (%R), and
b) The laboratory's surrogate QC limits.

R5 Test reports/summary forms for blank samples;

R6 Test reports/summary forms for laboratory control samples (LCSs) including:

a) LCS spiking amounts,
b) Calculated %R for each analyte, and
c)The laboratory's LCS QC limits.

R7 Test reports for project matrix spike/matrix spike duplicates (MS/MSDs) including:

a) Samples associated with the MS/MSD clearly identified,
b) MS/MSD spiking amounts,
c) Concentration of each MS/MSD analyte measured in the parent and spiked samples,
d) Calculated %Rs and relative percent differences (RPDs), and
e) The laboratory's MS/MSD QC limits.

R8 Laboratory analytical duplicate (if applicable) recovery and precision:

a) the amount of analyte measured in the duplicate,
b) the calculated RPD, and
c) the laboratory's QC limits for analytical duplicates.

R9 List of method quantitation limits (MQLs) and detectability check sample results for each analyte for each method and matrix.

R10 Other problems or anomalies.
The Exception Report for each "No" or "Not Reviewed (NR)" item in Laboratory Review Checklist and for each analyte, matrix, and method for which the laboratory does not hold NELAC accreditation under the Texas Laboratory Accreditation Program.

Client:	Golder Associates Inc.	**TRRP Laboratory Data Package Cover Page**
Project:	Houston TX-Wood Preserving Works	
WorkOrder:	**HS22030565**	

Release Statement: I am responsible for the release of this laboratory data package. This laboratory is NELAC accredited under the Texas Laboratory Accreditation Program for all the methods, analytes and matrices reported in this data package except as noted in the Exception Reports. The data have been reviewed and are technically compliant with the requirements of the methods used, except where noted by the laboratory in the attached exception reports. By my signature below, I affirm to the best of my knowledge, all problems/anomalies, observed by the laboratory have been identified by the laboratory in the Laboratory Review Checklist, and no information affecting the quality of the data has been knowingly withheld.

Check, if applicable: [NA] This laboratory meets an exception under 30 TAC §25.6 and was last inspected by [ ] TCEQ or [ ] _____ on (enter date of last inspection). Any findings affecting the data in this laboratory data package are noted in the Exception Reports herein. The official signing the cover page of the report in which these data are used is responsible for releasing this data package and is by signature affirming the above release statement is true.

Dane J. Wacasey

Laboratory Review Checklist: Reportable Data	
Laboratory Name: ALS Laboratory Group	LRC Date: 03/24/2022
Project Name: Houston TX-Wood Preserving Works	Laboratory Job Number: HS22030565
Reviewer Name: Dane Wacasey	Prep Batch Number(s): 176272

#[1]	A[2]	Description	Yes	No	NA[3]	NR[4]	ER#[5]
R1	OI	**Chain-of-custody (C-O-C)**					
		Did samples meet the laboratory's standard conditions of sample acceptability upon receipt?	X				
		Were all departures from standard conditions described in an exception report?	X				
R2	OI	**Sample and quality control (QC) identification**					
		Are all field sample ID numbers cross-referenced to the laboratory ID numbers?	X				
		Are all laboratory ID numbers cross-referenced to the corresponding QC data?	X				
R3	OI	**Test reports**					
		Were all samples prepared and analyzed within holding times?	X				
		Other than those results < MQL, were all other raw values bracketed by calibration standards?	X				
		Were calculations checked by a peer or supervisor?	X				
		Were all analyte identifications checked by a peer or supervisor?	X				
		Were sample detection limits reported for all analytes not detected?	X				
		Were all results for soil and sediment samples reported on a dry weight basis?			X		
		Were % moisture (or solids) reported for all soil and sediment samples?			X		
		Were bulk soils/solids samples for volatile analysis extracted with methanol per SW-846 Method 5035?			X		
		If required for the project, TICs reported?			X		
R4	O	**Surrogate recovery data**					
		Were surrogates added prior to extraction?	X				
		Were surrogate percent recoveries in all samples within the laboratory QC limits?	X				
R5	OI	**Test reports/summary forms for blank samples**					
		Were appropriate type(s) of blanks analyzed?	X				
		Were blanks analyzed at the appropriate frequency?	X				
		Were method blanks taken through the entire analytical process, including preparation and, if applicable, cleanup procedures?	X				
		Were blank concentrations < MQL?	X				
R6	OI	**Laboratory control samples (LCS):**					
		Were all COCs included in the LCS?	X				
		Was each LCS taken through the entire analytical procedure, including prep and cleanup steps?	X				
		Were LCSs analyzed at the required frequency?	X				
		Were LCS (and LCSD, if applicable) %Rs within the laboratory QC limits?	X				
		Does the detectability data document the laboratory's capability to detect the COCs at the MDL used to calculate the SDLs?	X				
		Was the LCSD RPD within QC limits?	X				
R7	OI	**Matrix spike (MS) and matrix spike duplicate (MSD) data**					
		Were the project/method specified analytes included in the MS and MSD?	X				
		Were MS/MSD analyzed at the appropriate frequency?	X				
		Were MS (and MSD, if applicable) %Rs within the laboratory QC limits?	X				
		Were MS/MSD RPDs within laboratory QC limits?	X				
R8	OI	**Analytical duplicate data**					
		Were appropriate analytical duplicates analyzed for each matrix?			X		
		Were analytical duplicates analyzed at the appropriate frequency?			X		
		Were RPDs or relative standard deviations within the laboratory QC limits?			X		
R9	OI	**Method quantitation limits (MQLs):**					
		Are the MQLs for each method analyte included in the laboratory data package?	X				
		Do the MQLs correspond to the concentration of the lowest non-zero calibration standard?	X				
		Are unadjusted MQLs and DCSs included in the laboratory data package?	X				
R10	OI	**Other problems/anomalies**					
		Are all known problems/anomalies/special conditions noted in this LRC and ER?	X				
		Were all necessary corrective actions performed for the reported data?	X				
		Was applicable and available technology used to lower the SDL and minimize the matrix interference affects on the sample results?	X				
		Is the laboratory NELAC-accredited under the Texas Laboratory Program for the analytes, matrices and methods associated with this laboratory data package?	X				

Laboratory Review Checklist: Supporting Data	
Laboratory Name: ALS Laboratory Group	LRC Date: 03/24/2022
Project Name: Houston TX-Wood Preserving Works	Laboratory Job Number: HS22030565
Reviewer Name: Dane Wacasey	Prep Batch Number(s): 176272

#[1]	A[2]	Description	Yes	No	NA[3]	NR[4]	ER#[5]
S1	OI	**Initial calibration (ICAL)**					
		Were response factors and/or relative response factors for each analyte within QC limits?	X				
		Were percent RSDs or correlation coefficient criteria met?	X				
		Was the number of standards recommended in the method used for all analytes?	X				
		Were all points generated between the lowest and highest standard used to calculate the curve?	X				
		Are ICAL data available for all instruments used?	X				
		Has the initial calibration curve been verified using an appropriate second source standard?	X				
S2	OI	**Initial and continuing calibration verification (ICCV and CCV) and continuing calibration blank (CCB)**					
		Was the CCV analyzed at the method-required frequency?	X				
		Were percent differences for each analyte within the method-required QC limits?	X				
		Was the ICAL curve verified for each analyte?	X				
		Was the absolute value of the analyte concentration in the inorganic CCB < MDL?			X		
S3	O	**Mass spectral tuning:**					
		Was the appropriate compound for the method used for tuning?	X				
		Were ion abundance data within the method-required QC limits?	X				
S4	O	**Internal standards (IS):**					
		Were IS area counts and retention times within the method-required QC limits?	X				
S5	OI	**Raw data** (NELAC section 1 appendix A glossary, and section 5.12 or ISO/IEC 17025 section					
		Were the raw data (for example, chromatograms, spectral data) reviewed by an analyst?	X				
		Were data associated with manual integrations flagged on the raw data?	X				
S6	O	**Dual column confirmation**					
		Did dual column confirmation results meet the method-required QC?			X		
S7	O	**Tentatively identified compounds (TICs):**					
		If TICs were requested, were the mass spectra and TIC data subject to appropriate checks?			X		
S8	I	**Interference Check Sample (ICS) results:**					
		Were percent recoveries within method QC limits?			X		
S9	I	**Serial dilutions, post digestion spikes, and method of standard additions**					
		Were percent differences, recoveries, and the linearity within the QC limits specified in the method?			X		
S10	OI	**Method detection limit (MDL) studies**					
		Was a MDL study performed for each reported analyte?	X				
		Is the MDL either adjusted or supported by the analysis of DCSs?	X				
S11	OI	**Proficiency test reports:**					
		Was the laboratory's performance acceptable on the applicable proficiency tests or evaluation studies?	X				
S12	OI	**Standards documentation**					
		Are all standards used in the analyses NIST-traceable or obtained from other appropriate sources?	X				
S13	OI	**Compound/analyte identification procedures**					
		Are the procedures for compound/analyte identification documented?	X				
S14	OI	**Demonstration of analyst competency (DOC)**					
		Was DOC conducted consistent with NELAC Chapter 5C or ISO/IEC 4?	X				
		Is documentation of the analyst's competency up-to-date and on file?	X				
S15	OI	**Verification/validation documentation for methods** (NELAC Chap 5 or ISO/IEC 17025 Section 5)					
		Are all the methods used to generate the data documented, verified, and validated, where applicable?	X				
S16	OI	**Laboratory standard operating procedures (SOPs):**					
		Are laboratory SOPs current and on file for each method performed?	X				

Items identified by the letter "R" must be included in the laboratory data package submitted in the TRRP-required report(s). Items identified by the letter "S" should be retained and made available upon request for the appropriate retention period.
O = Organic Analyses; I = Inorganic Analyses (and general chemistry, when applicable);
NA = Not Applicable;
NR = Not Reviewed;
R# = Exception Report identification number (an Exception Report should be completed for an item if "NR" or "No" is checked).

Laboratory Review Checklist: Exception Reports	
Laboratory Name: ALS Laboratory Group	LRC Date: 03/24/2022
Project Name: Houston TX-Wood Preserving Works	Laboratory Job Number: HS22030565
Reviewer Name: Dane Wacasey	Prep Batch Number(s): 176272

ER#[5]	Description
	No Exceptions

Items identified by the letter "R" must be included in the laboratory data package submitted in the TRRP-required report(s). Items identified by the letter "S" should be retained and made available upon request for the appropriate retention period.
O = Organic Analyses; I = Inorganic Analyses (and general chemistry, when applicable);
NA = Not Applicable;
NR = Not Reviewed;
R# = Exception Report identification number (an Exception Report should be completed for an item if "NR" or "No" is checked).

Client: Golder Associates Inc.
Project: Houston TX-Wood Preserving Works
Work Order: HS22030565

SAMPLE SUMMARY

Lab Samp ID	Client Sample ID	Matrix	TagNo	Collection Date	Date Received	Hold
HS22030565-01	WG-1620-MW69A-20220310	Groundwater		10-Mar-2022 15:15	10-Mar-2022 17:30	☐

Client:	Golder Associates Inc.		**ANALYTICAL REPORT**
Project:	Houston TX-Wood Preserving Works		WorkOrder:HS22030565
Sample ID:	WG-1620-MW69A-20220310		Lab ID:HS22030565-01
Collection Date:	10-Mar-2022 15:15		Matrix:Groundwater

ANALYSES	RESULT	QUAL	SDL	MQL	UNITS	DILUTION FACTOR	DATE ANALYZED
LOW-LEVEL SEMIVOLATILES BY 8270D		**Method:SW8270**			Prep:SW3510 / 11-Mar-2022		Analyst: GEY
1,2-Diphenylhydrazine	< 0.000021		0.000021	0.00020	mg/L	1	23-Mar-2022 14:05
2,4-Dimethylphenol	< 0.000040		0.000040	0.00020	mg/L	1	23-Mar-2022 14:05
2,4-Dinitrotoluene	< 0.000058		0.000058	0.00020	mg/L	1	23-Mar-2022 14:05
2,6-Dinitrotoluene	< 0.000042		0.000042	0.00020	mg/L	1	23-Mar-2022 14:05
2-Chloronaphthalene	< 0.000021		0.000021	0.00020	mg/L	1	23-Mar-2022 14:05
2-Methylnaphthalene	**0.0014**		**0.000019**	**0.00010**	**mg/L**	1	23-Mar-2022 14:05
4,6-Dinitro-2-methylphenol	< 0.000020		0.000020	0.00020	mg/L	1	23-Mar-2022 14:05
4-Nitrophenol	< 0.000047		0.000047	0.0010	mg/L	1	23-Mar-2022 14:05
Acenaphthene	**0.00065**		**0.000027**	**0.00010**	**mg/L**	1	23-Mar-2022 14:05
Acenaphthylene	< 0.000015		0.000015	0.00010	mg/L	1	23-Mar-2022 14:05
Anthracene	< 0.000014		0.000014	0.00010	mg/L	1	23-Mar-2022 14:05
Benz(a)anthracene	< 0.000050		0.000050	0.00010	mg/L	1	23-Mar-2022 14:05
Benzo(a)pyrene	< 0.000020		0.000020	0.00010	mg/L	1	23-Mar-2022 14:05
Bis(2-chloroethoxy)methane	< 0.000030		0.000030	0.00020	mg/L	1	23-Mar-2022 14:05
Bis(2-ethylhexyl)phthalate	**0.000037**	J	**0.000037**	**0.00020**	**mg/L**	1	23-Mar-2022 14:05
Chrysene	< 0.000021		0.000021	0.00010	mg/L	1	23-Mar-2022 14:05
Dibenzofuran	**0.000021**	J	**0.000020**	**0.00010**	**mg/L**	1	23-Mar-2022 14:05
Di-n-butyl phthalate	< 0.000020		0.000020	0.00020	mg/L	1	23-Mar-2022 14:05
Fluoranthene	< 0.000010		0.000010	0.00010	mg/L	1	23-Mar-2022 14:05
Fluorene	**0.00027**		**0.000030**	**0.00010**	**mg/L**	1	23-Mar-2022 14:05
Naphthalene	**0.000079**	J	**0.000020**	**0.00010**	**mg/L**	1	23-Mar-2022 14:05
Nitrobenzene	< 0.000024		0.000024	0.00020	mg/L	1	23-Mar-2022 14:05
N-Nitrosodiphenylamine	< 0.000025		0.000025	0.00020	mg/L	1	23-Mar-2022 14:05
Pentachlorophenol	< 0.000079		0.000079	0.00020	mg/L	1	23-Mar-2022 14:05
Phenanthrene	< 0.000021		0.000021	0.00010	mg/L	1	23-Mar-2022 14:05
Phenol	< 0.000035		0.000035	0.00020	mg/L	1	23-Mar-2022 14:05
Pyrene	< 0.000019		0.000019	0.00010	mg/L	1	23-Mar-2022 14:05
Surr: 2,4,6-Tribromophenol	*78.4*			*34-129*	*%REC*	*1*	*23-Mar-2022 14:05*
Surr: 2-Fluorobiphenyl	*53.2*			*40-125*	*%REC*	*1*	*23-Mar-2022 14:05*
Surr: 2-Fluorophenol	*47.2*			*20-120*	*%REC*	*1*	*23-Mar-2022 14:05*
Surr: 4-Terphenyl-d14	*83.1*			*40-135*	*%REC*	*1*	*23-Mar-2022 14:05*
Surr: Nitrobenzene-d5	*44.0*			*41-120*	*%REC*	*1*	*23-Mar-2022 14:05*
Surr: Phenol-d6	*42.4*			*20-120*	*%REC*	*1*	*23-Mar-2022 14:05*

Note: See Qualifiers Page for a list of qualifiers and their explanation.

Weight / Prep Log

Client: Golder Associates Inc.
Project: Houston TX-Wood Preserving Works
WorkOrder: HS22030565

Batch ID: 176272 **Start Date:** 11 Mar 2022 11:00 **End Date:** 11 Mar 2022 14:30
Method: SV AQ SEP FUN EXTRACT-LOWLEV - 3510C **Prep Code:** 3510_B_LOW

Sample ID	Container	Sample Wt/Vol	Final Volume	Prep Factor	
HS22030565-01	1	1000 (mL)	1 (mL)	0.001	1-liter amber glass, Neat

Client: Golder Associates Inc.
Project: Houston TX-Wood Preserving Works
WorkOrder: HS22030565

DATES REPORT

Sample ID	Client Samp ID	Collection Date	Leachate Date	Prep Date	Analysis Date	DF
Batch ID: 176272 (0)	**Test Name :** LOW-LEVEL SEMIVOLATILES BY 8270D				**Matrix:** Groundwater	
HS22030565-01	WG-1620-MW69A-20220310	10 Mar 2022 15:15		11 Mar 2022 12:46	23 Mar 2022 14:05	1

WorkOrder: HS22030565
InstrumentID: SV-7
Test Code: 8270_LOW_W
Test Number: SW8270
Test Name: Low-Level Semivolatiles by 8270D

METHOD DETECTION / REPORTING LIMITS

Matrix: Aqueous **Units:** mg/L

Type	Analyte	CAS	DCS Spike	DCS	MDL	PQL
A	1,2-Diphenylhydrazine	122-66-7	0.00010	0.000085	0.000021	0.00020
A	2,4-Dimethylphenol	105-67-9	0.00010	0.000087	0.000040	0.00020
A	2,4-Dinitrotoluene	121-14-2	0.00010	0.000079	0.000058	0.00020
A	2,6-Dinitrotoluene	606-20-2	0.00010	0.000086	0.000042	0.00020
A	2-Chloronaphthalene	91-58-7	0.00010	0.000083	0.000021	0.00020
A	2-Methylnaphthalene	91-57-6	0.000050	0.000047	0.000019	0.00010
A	4,6-Dinitro-2-methylphenol	534-52-1	0.00010	0.000080	0.000020	0.00020
A	4-Nitrophenol	100-02-7	0.00010	0.000070	0.000047	0.0010
A	Acenaphthene	83-32-9	0.000050	0.000044	0.000027	0.00010
A	Acenaphthylene	208-96-8	0.000050	0.000044	0.000015	0.00010
A	Anthracene	120-12-7	0.000050	0.000048	0.000014	0.00010
A	Benz(a)anthracene	56-55-3	0.000050	0.000053	0.000050	0.00010
A	Benzo(a)pyrene	50-32-8	0.000050	0.000048	0.000020	0.00010
A	Bis(2-chloroethoxy)methane	111-91-1	0.00010	0.000084	0.000030	0.00020
A	Bis(2-ethylhexyl)phthalate	117-81-7	0.00010	0.000089	0.000037	0.00020
A	Chrysene	218-01-9	0.000050	0.000050	0.000021	0.00010
A	Dibenzofuran	132-64-9	0.000050	0.000042	0.000020	0.00010
A	Di-n-butyl phthalate	84-74-2	0.00010	0.000097	0.000020	0.00020
A	Fluoranthene	206-44-0	0.000050	0.000053	0.000010	0.00010
A	Fluorene	86-73-7	0.000050	0.000045	0.000030	0.00010
A	Naphthalene	91-20-3	0.000050	0.000050	0.000020	0.00010
A	Nitrobenzene	98-95-3	0.00010	0.000096	0.000024	0.00020
A	N-Nitrosodiphenylamine	86-30-6	0.00010	0.000079	0.000025	0.00020
A	Pentachlorophenol	87-86-5	0.00010	0.000078	0.000079	0.00020
A	Phenanthrene	85-01-8	0.000050	0.000050	0.000021	0.00010
A	Phenol	108-95-2	0.00010	0.000081	0.000035	0.00020
A	Pyrene	129-00-0	0.000050	0.000048	0.000019	0.00010
S	2,4,6-Tribromophenol	118-79-6	0	0	0	0.00020
S	2-Fluorobiphenyl	321-60-8	0	0	0	0.00020
S	2-Fluorophenol	367-12-4	0	0	0	0.00020
S	4-Terphenyl-d14	1718-51-0	0	0	0	0.00020
S	Nitrobenzene-d5	4165-60-0	0	0	0	0.00020
S	Phenol-d6	13127-88-3	0	0	0	0.00020

Client: Golder Associates Inc.
Project: Houston TX-Wood Preserving Works
WorkOrder: HS22030565

QC BATCH REPORT

Batch ID: 176272 (0) **Instrument:** SV-7 **Method:** LOW-LEVEL SEMIVOLATILES BY 8270D

MBLK Sample ID: **MBLK-176272** Units: **ug/L** Analysis Date: **12-Mar-2022 11:03**
Client ID: Run ID: **SV-7_404068** SeqNo: **6543341** PrepDate: **11-Mar-2022** DF: **1**

Analyte	Result	MQL	SPK Val	SPK Ref Value	%REC	Control Limit	RPD Ref Value	%RPD	RPD Limit	Qual
1,2-Diphenylhydrazine	< 0.021	0.20								
2,4-Dimethylphenol	< 0.040	0.20								
2,4-Dinitrotoluene	< 0.058	0.20								
2,6-Dinitrotoluene	< 0.042	0.20								
2-Chloronaphthalene	< 0.021	0.20								
2-Methylnaphthalene	< 0.019	0.10								
4,6-Dinitro-2-methylphenol	< 0.020	0.20								
4-Nitrophenol	< 0.047	1.0								
Acenaphthene	< 0.027	0.10								
Acenaphthylene	< 0.015	0.10								
Anthracene	< 0.014	0.10								
Benz(a)anthracene	< 0.050	0.10								
Benzo(a)pyrene	< 0.020	0.10								
Bis(2-chloroethoxy)methane	< 0.030	0.20								
Bis(2-ethylhexyl)phthalate	< 0.037	0.20								
Chrysene	< 0.021	0.10								
Dibenzofuran	< 0.020	0.10								
Di-n-butyl phthalate	< 0.020	0.20								
Fluoranthene	< 0.010	0.10								
Fluorene	< 0.030	0.10								
Naphthalene	< 0.020	0.10								
Nitrobenzene	< 0.024	0.20								
N-Nitrosodiphenylamine	< 0.025	0.20								
Pentachlorophenol	< 0.079	0.20								
Phenanthrene	< 0.021	0.10								
Phenol	< 0.035	0.20								
Pyrene	< 0.019	0.10								
Surr: 2,4,6-Tribromophenol	*4.111*	*0.20*	*5*	*0*	*82.2*	*34 - 129*				
Surr: 2-Fluorobiphenyl	*4.239*	*0.20*	*5*	*0*	*84.8*	*40 - 125*				
Surr: 2-Fluorophenol	*4.1*	*0.20*	*5*	*0*	*82.0*	*20 - 120*				
Surr: 4-Terphenyl-d14	*4.642*	*0.20*	*5*	*0*	*92.8*	*40 - 135*				
Surr: Nitrobenzene-d5	*3.67*	*0.20*	*5*	*0*	*73.4*	*41 - 120*				
Surr: Phenol-d6	*3.895*	*0.20*	*5*	*0*	*77.9*	*20 - 120*				

Client: Golder Associates Inc.
Project: Houston TX-Wood Preserving Works
WorkOrder: HS22030565

QC BATCH REPORT

Batch ID: 176272 (0) **Instrument: SV-7** **Method: LOW-LEVEL SEMIVOLATILES BY 8270D**

LCS Sample ID: **LCS-176272** Units: **ug/L** Analysis Date: **12-Mar-2022 12:22**
Client ID: Run ID: **SV-7_404068** SeqNo: **6543342** PrepDate: **11-Mar-2022** DF: **1**

Analyte	Result	MQL	SPK Val	SPK Ref Value	%REC	Control Limit	RPD Ref Value	%RPD	RPD Limit	Qual
1,2-Diphenylhydrazine	4.319	0.20	5	0	86.4	39 - 127				
2,4-Dimethylphenol	3.7	0.20	5	0	74.0	35 - 120				
2,4-Dinitrotoluene	4.647	0.20	5	0	92.9	50 - 122				
2,6-Dinitrotoluene	4.792	0.20	5	0	95.8	50 - 120				
2-Chloronaphthalene	4.656	0.20	5	0	93.1	50 - 120				
2-Methylnaphthalene	4.07	0.10	5	0	81.4	50 - 120				
4,6-Dinitro-2-methylphenol	4.46	0.20	5	0	89.2	25 - 121				
4-Nitrophenol	4.408	1.0	5	0	88.2	30 - 130				
Acenaphthene	4.008	0.10	5	0	80.2	45 - 120				
Acenaphthylene	4.446	0.10	5	0	88.9	47 - 120				
Anthracene	4.258	0.10	5	0	85.2	45 - 120				
Benz(a)anthracene	4.6	0.10	5	0	92.0	40 - 120				
Benzo(a)pyrene	3.732	0.10	5	0	74.6	45 - 120				
Bis(2-chloroethoxy)methane	3.889	0.20	5	0	77.8	45 - 120				
Bis(2-ethylhexyl)phthalate	4.434	0.20	5	0	88.7	40 - 139				
Chrysene	4.45	0.10	5	0	89.0	43 - 120				
Dibenzofuran	4.219	0.10	5	0	84.4	50 - 120				
Di-n-butyl phthalate	4.67	0.20	5	0	93.4	45 - 123				
Fluoranthene	4.459	0.10	5	0	89.2	45 - 125				
Fluorene	4.323	0.10	5	0	86.5	49 - 120				
Naphthalene	3.927	0.10	5	0	78.5	45 - 120				
Nitrobenzene	3.636	0.20	5	0	72.7	44 - 120				
N-Nitrosodiphenylamine	4.869	0.20	5	0	97.4	40 - 125				
Pentachlorophenol	3.736	0.20	5	0	74.7	19 - 121				
Phenanthrene	4.184	0.10	5	0	83.7	45 - 121				
Phenol	4.098	0.20	5	0	82.0	20 - 124				
Pyrene	4.743	0.10	5	0	94.9	40 - 130				
Surr: 2,4,6-Tribromophenol	*4.783*	*0.20*	*5*	*0*	*95.7*	*34 - 129*				
Surr: 2-Fluorobiphenyl	*4.502*	*0.20*	*5*	*0*	*90.0*	*40 - 125*				
Surr: 2-Fluorophenol	*4.238*	*0.20*	*5*	*0*	*84.8*	*20 - 120*				
Surr: 4-Terphenyl-d14	*5.071*	*0.20*	*5*	*0*	*101*	*40 - 135*				
Surr: Nitrobenzene-d5	*3.963*	*0.20*	*5*	*0*	*79.3*	*41 - 120*				
Surr: Phenol-d6	*3.97*	*0.20*	*5*	*0*	*79.4*	*20 - 120*				

Client: Golder Associates Inc.
Project: Houston TX-Wood Preserving Works
WorkOrder: HS22030565

QC BATCH REPORT

Batch ID: 176272 (0) **Instrument: SV-7** **Method: LOW-LEVEL SEMIVOLATILES BY 8270D**

MS Sample ID: **HS22030563-01MS** Units: **ug/L** Analysis Date: **12-Mar-2022 14:20**
Client ID: Run ID: **SV-7_404068** SeqNo: **6543345** PrepDate: **11-Mar-2022** DF: **1**

Analyte	Result	MQL	SPK Val	SPK Ref Value	%REC	Control Limit	RPD Ref Value	%RPD	RPD Limit	Qual
1,2-Diphenylhydrazine	4.478	0.20	5	0	89.6	39 - 127				
2,4-Dimethylphenol	4.02	0.20	5	0	80.4	35 - 120				
2,4-Dinitrotoluene	4.699	0.20	5	0	94.0	50 - 122				
2,6-Dinitrotoluene	4.615	0.20	5	0	92.3	50 - 120				
2-Chloronaphthalene	4.808	0.20	5	0	96.2	50 - 120				
2-Methylnaphthalene	7.106	0.10	5	2.95	83.1	50 - 120				
4,6-Dinitro-2-methylphenol	4.396	0.20	5	0	87.9	25 - 121				
4-Nitrophenol	3.188	1.0	5	0	63.8	30 - 130				
Acenaphthene	4.044	0.10	5	0.07362	79.4	45 - 120				
Acenaphthylene	4.366	0.10	5	0	87.3	47 - 120				
Anthracene	4.329	0.10	5	0.02769	86.0	45 - 120				
Benz(a)anthracene	4.704	0.10	5	0	94.1	40 - 120				
Benzo(a)pyrene	3.86	0.10	5	0	77.2	45 - 120				
Bis(2-chloroethoxy)methane	4.403	0.20	5	0	88.1	45 - 120				
Bis(2-ethylhexyl)phthalate	4.89	0.20	5	0	97.8	40 - 139				
Chrysene	4.613	0.10	5	0	92.3	43 - 120				
Dibenzofuran	4.335	0.10	5	0.08955	84.9	50 - 120				
Di-n-butyl phthalate	4.716	0.20	5	0.02618	93.8	45 - 123				
Fluoranthene	4.754	0.10	5	0.04519	94.2	45 - 125				
Fluorene	4.564	0.10	5	0.07429	89.8	49 - 120				
Naphthalene	4.567	0.10	5	0.7725	75.9	45 - 120				
Nitrobenzene	3.999	0.20	5	0	80.0	44 - 120				
N-Nitrosodiphenylamine	4.79	0.20	5	0	95.8	40 - 125				
Pentachlorophenol	4.385	0.20	5	0	87.7	19 - 121				
Phenanthrene	4.258	0.10	5	0.08775	83.4	45 - 121				
Phenol	4.148	0.20	5	0	83.0	20 - 124				
Pyrene	4.569	0.10	5	0.04751	90.4	40 - 130				
Surr: 2,4,6-Tribromophenol	*4.639*	*0.20*	*5*	*0*	*92.8*	*34 - 129*				
Surr: 2-Fluorobiphenyl	*3.604*	*0.20*	*5*	*0*	*72.1*	*40 - 125*				
Surr: 2-Fluorophenol	*4.076*	*0.20*	*5*	*0*	*81.5*	*20 - 120*				
Surr: 4-Terphenyl-d14	*4.615*	*0.20*	*5*	*0*	*92.3*	*40 - 135*				
Surr: Nitrobenzene-d5	*3.839*	*0.20*	*5*	*0*	*76.8*	*41 - 120*				
Surr: Phenol-d6	*3.85*	*0.20*	*5*	*0*	*77.0*	*20 - 120*				

Client: Golder Associates Inc.
Project: Houston TX-Wood Preserving Works
WorkOrder: HS22030565

QC BATCH REPORT

Batch ID: 176272 (0) **Instrument:** SV-7 **Method:** LOW-LEVEL SEMIVOLATILES BY 8270D

MSD Sample ID: **HS22030563-01MSD** Units: **ug/L** Analysis Date: **12-Mar-2022 14:39**
Client ID: Run ID: **SV-7_404068** SeqNo: **6543346** PrepDate: **11-Mar-2022** DF: **1**

Analyte	Result	MQL	SPK Val	SPK Ref Value	%REC	Control Limit	RPD Ref Value	%RPD	RPD Limit	Qual
1,2-Diphenylhydrazine	5.029	0.20	5	0	101	39 - 127	4.478	11.6	20	
2,4-Dimethylphenol	4.455	0.20	5	0	89.1	35 - 120	4.02	10.3	20	
2,4-Dinitrotoluene	5.481	0.20	5	0	110	50 - 122	4.699	15.4	20	
2,6-Dinitrotoluene	5.405	0.20	5	0	108	50 - 120	4.615	15.8	20	
2-Chloronaphthalene	5.443	0.20	5	0	109	50 - 120	4.808	12.4	20	
2-Methylnaphthalene	7.399	0.10	5	2.95	89.0	50 - 120	7.106	4.04	20	
4,6-Dinitro-2-methylphenol	5.002	0.20	5	0	100	25 - 121	4.396	12.9	30	
4-Nitrophenol	3.717	1.0	5	0	74.3	30 - 130	3.188	15.3	20	
Acenaphthene	4.51	0.10	5	0.07362	88.7	45 - 120	4.044	10.9	20	
Acenaphthylene	4.533	0.10	5	0	90.7	47 - 120	4.366	3.76	20	
Anthracene	5.071	0.10	5	0.02769	101	45 - 120	4.329	15.8	20	
Benz(a)anthracene	5.335	0.10	5	0	107	40 - 120	4.704	12.6	20	
Benzo(a)pyrene	4.415	0.10	5	0	88.3	45 - 120	3.86	13.4	20	
Bis(2-chloroethoxy)methane	4.826	0.20	5	0	96.5	45 - 120	4.403	9.18	20	
Bis(2-ethylhexyl)phthalate	5.568	0.20	5	0	111	40 - 139	4.89	13	20	
Chrysene	5.28	0.10	5	0	106	43 - 120	4.613	13.5	20	
Dibenzofuran	4.83	0.10	5	0.08955	94.8	50 - 120	4.335	10.8	20	
Di-n-butyl phthalate	5.495	0.20	5	0.02618	109	45 - 123	4.716	15.3	20	
Fluoranthene	5.537	0.10	5	0.04519	110	45 - 125	4.754	15.2	20	
Fluorene	5.112	0.10	5	0.07429	101	49 - 120	4.564	11.3	20	
Naphthalene	5.045	0.10	5	0.7725	85.5	45 - 120	4.567	9.95	20	
Nitrobenzene	4.547	0.20	5	0	90.9	44 - 120	3.999	12.8	20	
N-Nitrosodiphenylamine	5.507	0.20	5	0	110	40 - 125	4.79	13.9	20	
Pentachlorophenol	5.042	0.20	5	0	101	19 - 121	4.385	13.9	20	
Phenanthrene	5.037	0.10	5	0.08775	99.0	45 - 121	4.258	16.8	20	
Phenol	4.451	0.20	5	0	89.0	20 - 124	4.148	7.06	20	
Pyrene	5.387	0.10	5	0.04751	107	40 - 130	4.569	16.4	20	
Surr: 2,4,6-Tribromophenol	*5.165*	*0.20*	*5*	*0*	*103*	*34 - 129*	*4.639*	*10.7*	*20*	
Surr: 2-Fluorobiphenyl	*4.363*	*0.20*	*5*	*0*	*87.3*	*40 - 125*	*3.604*	*19.1*	*20*	
Surr: 2-Fluorophenol	*4.192*	*0.20*	*5*	*0*	*83.8*	*20 - 120*	*4.076*	*2.82*	*20*	
Surr: 4-Terphenyl-d14	*5.075*	*0.20*	*5*	*0*	*102*	*40 - 135*	*4.615*	*9.5*	*20*	
Surr: Nitrobenzene-d5	*4.161*	*0.20*	*5*	*0*	*83.2*	*41 - 120*	*3.839*	*8.05*	*20*	
Surr: Phenol-d6	*3.936*	*0.20*	*5*	*0*	*78.7*	*20 - 120*	*3.85*	*2.21*	*20*	

The following samples were analyzed in this batch: HS22030565-01

Client: Golder Associates Inc.
Project: Houston TX-Wood Preserving Works
WorkOrder: **HS22030565**

QUALIFIERS, ACRONYMS, UNITS

Qualifier	Description
*	Value exceeds Regulatory Limit
a	Not accredited
B	Analyte detected in the associated Method Blank above the Reporting Limit
E	Value above quantitation range
H	Analyzed outside of Holding Time
J	Analyte detected below quantitation limit
M	Manually integrated, see raw data for justification
n	Not offered for accreditation
ND	Not Detected at the Reporting Limit
O	Sample amount is > 4 times amount spiked
P	Dual Column results percent difference > 40%
R	RPD above laboratory control limit
S	Spike Recovery outside laboratory control limits
U	Analyzed but not detected above the MDL/SDL

Acronym	Description
DCS	Detectability Check Study
DUP	Method Duplicate
LCS	Laboratory Control Sample
LCSD	Laboratory Control Sample Duplicate
MBLK	Method Blank
MDL	Method Detection Limit
MQL	Method Quantitation Limit
MS	Matrix Spike
MSD	Matrix Spike Duplicate
PDS	Post Digestion Spike
PQL	Practical Quantitaion Limit
SD	Serial Dilution
SDL	Sample Detection Limit
TRRP	Texas Risk Reduction Program

Unit Reported	Description
mg/L	Milligrams per Liter

CERTIFICATIONS,ACCREDITATIONS & LICENSES

Agency	Number	Expire Date
Arkansas	21-022-0	26-Mar-2022
Florida	E87611-34	30-Jun-2022
Illinois	2000322021-7	09-May-2022
Kansas	E-10352 2021-2022	31-Jul-2022
Kentucky	123043, 2021-2022	30-Apr-2022
Louisiana	03087, 2021-2022	30-Jun-2022
Texas	T104704231-21-28	30-Apr-2022

Sample Receipt Checklist

Work Order ID: HS22030565 **Date/Time Received:** **10-Mar-2022 17:30**

Client Name: PBW **Received by:** **Pablo Marinez**

Completed By: /S/ Pablo Marinez (eSignature) 10-Mar-2022 18:13 (Date/Time) **Reviewed by:** _____ (eSignature) _____ (Date/Time)

Matrices: **WATER** Carrier name: **Client**

	Yes	No	
Shipping container/cooler in good condition?	☑	☐	Not Present ☐
Custody seals intact on shipping container/cooler?	☐	☐	Not Present ☑
Custody seals intact on sample bottles?	☐	☐	Not Present ☑
VOA/TX1005/TX1006 Solids in hermetically sealed vials?	☐	☐	Not Present ☑
Chain of custody present?	☑	☐	1 Page(s)
Chain of custody signed when relinquished and received?	☑	☐	COC IDs:262644
Samplers name present on COC?	☑	☐	
Chain of custody agrees with sample labels?	☑	☐	
Samples in proper container/bottle?	☑	☐	
Sample containers intact?	☑	☐	
Sufficient sample volume for indicated test?	☑	☐	
All samples received within holding time?	☑	☐	
Container/Temp Blank temperature in compliance?	☑	☐	

Temperature(s)/Thermometer(s):	0.2°C/0.7°C UC/C	IR 31
Cooler(s)/Kit(s):	47859	
Date/Time sample(s) sent to storage:	3/10/22 18:15	

	Yes	No	
Water - VOA vials have zero headspace?	☐	☐	No VOA vials submitted ☑
Water - pH acceptable upon receipt?	☐	☐	N/A ☑
pH adjusted?	☐	☐	N/A ☑

pH adjusted by:

Login Notes:

Client Contacted: Date Contacted: Person Contacted:

Contacted By: Regarding:

Comments:

Corrective Action:

Cincinnati, OH +1 513 733 5336
Everett, WA +1 425 356 2600
Fort Collins, CO +1 970 490 1511
Holland, MI +1 616 399 6070

Chain of Custody Form

Page 1 of 1

COC ID: 262644

Houston, TX +1 281 530 5656
Middletown, PA +1 717 944 5541
Spring City, PA +1 610 948 4903
Salt Lake City, UT +1 801 266 7700
South Charleston, WV +1 304 356 3168
York, PA +1 717 505 5280

ALS Project Manager:
ALS Work Order #:

Customer Information		Project Information		Parameter/Method Request for Analysis	
Purchase Order	4300042071/Kevin Peterburs 1620-01	Project Name	Houston TX-Wood Preserving Works	A	8270_LOW_W (5632532 SemiVolatiles Site specific)
Work Order		Project Number	1620-01-Rev1 SR 92688	B	
Company Name	Golder Associates Inc.	Bill To Company	Union Pacific Railroad- A/P	C	
Send Report To	Eric Malzner	Invoice Attn	Accounts Payable	D	
Address	2201 Double Creek Drive Suite 4004	Address	1400 Douglas Street Stop 0750	E F	
City/State/Zip	Round Rock, TX 78664	City/State/Zip	Omaha NE 681790750	G	
Phone	(512) 671-3434	Phone		H	
Fax	(512) 671-3446	Fax		I	
e-Mail Address	Eric_Malzner@golder.com	e-Mail Address		J	

HS22030565
Golder Associates Inc.
Houston TX-Wood Preserving Works

No.	Sample Description	Date	Time	Matrix	Pres.	# Bottles	A	B	C	D	E	F	G	H	I	J	Hold
1	WG-1620-MW69A-2022 0310	3/10/22	1515	Groundwa	8	2	X										
2																	
3																	
4																	
5																	
6																	
7																	
8																	
9																	
10																	

Sampler(s) Please Print & Sign: Leon Strose

Shipment Method: Dropoff

Required Turnaround Time: (Check Box) [X] STD 10 WK Days [ ] 5 WK Days [ ] 2 WK Days [ ] 24 Hour [ ] Other

Results Due Date:

Relinquished by:	Date:	Time:	Received by:
[signature]	3/10/22	1730	
Relinquished by:	Date: 3/10/22	Time: 1730	Received by (Laboratory): [signature]
Logged by (Laboratory):	Date:	Time:	Checked by (Laboratory):

Notes: UPRR HWPW 1620-01

Cooler ID	Cooler Temp.
97859	0.2C
11231	0.7C

QC Package: (Check One Box Below)
[ ] Level II Std QC
[ ] Level III Std QC/Raw Data
[ ] Level IV Std QC/EP
[ ] Other
[X] TRRP Checklist
[ ] TRRP Level 17

Preservative Key: 1-HCl 2-HNO_3 3-H_2SO_4 4-NaOH 5-$Na_2S_2O_3$ 6-$NaHSO_4$ 7-Other 8-4°C 9-5035

Note: 1. Any changes must be made in writing once samples and COC Form have been submitted to ALS Environmental.
2. Unless otherwise agreed in a formal contract, services provided by ALS Environmental are expressly limited to the terms and conditions stated on the reverse.
3. The Chain of Custody is a legal document. All information must be completed accurately.

Copyright 2011 by ALS Environmental.

ATTACHMENT C

Mann-Kendall Trend Test Results

Table C-1

Summary of Mann-Kendall Trend Tests
Houston Wood Preserving Works

Date Range		Location	Well	2-Methylnaphthalene	2,4-Dimethylphenol	Benzene	Dibenzofuran	Naphthalene	COMMENT
1/23/2018	1/26/2022	on-site	MW-03	NT	ND	ND	NT	PI	
1/23/2018	1/20/2022	on-site	MW-04	NT	ND	ND	S	NT	
7/12/2011	1/20/2022	on-site	MW-05	PD	ND	ND	D	PD	
7/12/2011	1/20/2022	on-site	MW-09	S	NT	ND	S	NT	
1/22/2009	1/20/2022	on-site	MW-12A	D	PD	PD	S	D	
1/22/2009	1/20/2022	on-site	MW-13	NT	NT	ND	S	NT	
1/22/2009	1/12/2022	on-site	MW-15A	PD	NT	D	D	D	
1/22/2009	1/26/2022	on-site	MW-17	D	S	S	D	PD	
1/22/2009	1/26/2022	on-site	MW-18A	S	D	PD	S	S	
7/12/2011	1/11/2022	on-site	MW-20A	S	D	D	PD	NT	
1/22/2009	1/10/2022	on-site	MW-49A	D	PD	D	D	PD	
1/22/2009	1/10/2022	on-site	MW-50A	NT	NT	ND	D	NT	
1/22/2009	1/11/2022	on-site	MW-51A	NT	ND	ND	NT	NT	
1/22/2009	1/26/2022	on-site	MW-57A	D	D	D	D	D	DNAPL Recovery Well
1/22/2009	1/26/2022	on-site	MW-58A	PD	D	D	D	NT	
1/22/2009	1/25/2022	on-site	MW-64A	NT	ND	S	NT	NT	
7/2/2014	1/10/2022	on-site	MW-77A	NT	NT	S	S	S	
7/2/2014	1/10/2022	on-site	MW-78A	S	S	PI	S	NT	DNAPL Recovery Well
8/28/2014	1/11/2022	on-site	MW-79A	PD	S	S	D	S	
1/7/2020	1/12/2022	on-site	MW-88A	NT	NT	ND	NT	NT	
1/7/2020	1/10/2022	on-site	MW-97A	ND	ND	ND	ND	ND	
1/7/2020	1/10/2022	on-site	MW-98A	ND	S	S	NT	NT	
1/23/2018	1/27/2022	off-site	MW-22AR	ND	ND	ND	NT	NT	
1/22/2009	1/25/2022	off-site	MW-25A	NT	ND	ND	D	NT	
1/22/2009	1/20/2022	off-site	MW-26A	PD	NT	PD	D	D	
1/23/2018	1/25/2022	off-site	MW-27A	NT	ND	ND	NT	NT	
1/22/2009	1/27/2022	off-site	MW-28A	NT	NT	ND	NT	NT	
1/30/2012	1/20/2022	off-site	MW-32AR	PD	PD	PD	D	PD	
1/22/2009	1/25/2022	off-site	MW-33A	D	NT	D	D	D	
1/22/2009	1/27/2022	off-site	MW-35A	NT	NT	NT	NT	NT	
1/22/2009	1/25/2022	off-site	MW-36A	PD	ND	ND	NT	D	
1/22/2009	1/27/2022	off-site	MW-38A	NT	ND	ND	NT	NT	
1/22/2009	1/25/2022	off-site	MW-44A	PD	NT	D	D	D	
1/7/2020	1/11/2022	off-site	MW-47A	NT	S	ND	ND	NT	
1/22/2009	1/12/2022	off-site	MW-59A	NT	NT	ND	NT	NT	
1/22/2009	7/1/2019	off-site	MW-60A	NT	NT	ND	NT	NT	
1/7/2020	1/11/2022	off-site	MW-60AR	ND	NT	ND	NT	NT	
1/22/2009	1/12/2022	off-site	MW-61A	PD	ND	ND	ND	NT	
5/29/2019	1/20/2022	off-site	MW-68A	D	NT	NT	S	PD	
6/22/2010	3/10/2022	off-site	MW-69A	NT	NT	PI	NT	NT	
1/7/2020	1/20/2022	off-site	MW-84A	ND	ND	ND	ND	NT	
1/7/2020	1/20/2022	off-site	MW-91A	NT	NT	ND	NT	NT	
1/7/2020	1/25/2022	off-site	MW-94A	ND	ND	ND	NT	ND	
1/7/2020	1/25/2022	off-site	MW-95A	ND	ND	ND	NT	ND	

Table C-1

Summary of Mann-Kendall Trend Tests
Houston Wood Preserving Works

Date Range		Location	Well	2-Methylnaphthalene	2,4-Dimethylphenol	Benzene	Dibenzofuran	Naphthalene	COMMENT
1/7/2020	1/27/2022	on-site	MW-12B	NT	I	D	NT	NT	DNAPL Recovery Well
1/22/2009	1/5/2022	on-site	MW-14	D	NT	ND	D	D	
1/30/2012	1/5/2022	on-site	MW-15B	NT	ND	S	D	D	
1/22/2009	1/6/2022	on-site	MW-39B	NT	ND	ND	NT	NT	
1/22/2009	1/7/2022	on-site	MW-40B	D	D	D	S	D	
1/7/2020	1/27/2022	on-site	MW-41B	NT	NT	NT	NT	S	DNAPL Recovery Well
1/13/2010	1/6/2022	on-site	MW-42B	PD	NT	ND	D	D	
1/22/2009	1/7/2022	on-site	MW-49B	I	I	I	I	I	DNAPL Recovery Well
1/7/2020	1/6/2022	on-site	MW-50B	NT	ND	NT	D	NT	
1/30/2012	1/13/2022	on-site	MW-57B	D	PD	S	D	D	DNAPL Recovery Well
1/22/2009	1/24/2022	on-site	MW-62B	NT	PI	NT	NT	NT	
1/30/2012	1/12/2022	on-site	MW-74B	NT	D	S	NT	NT	DNAPL Recovery Well
1/30/2012	7/14/2021	on-site	MW-75B	PD	NT	D	NT	D	DNAPL Recovery Well
1/7/2020	1/6/2022	on-site	MW-76B	NT	NT	ND	NT	PD	
8/28/2014	1/6/2022	on-site	MW-80B	PD	NT	PD	NT	NT	
7/2/2014	1/6/2022	on-site	MW-81B	NT	NT	S	ND	NT	
1/7/2020	1/14/2022	on-site	MW-88B	NT	ND	ND	NT	NT	
1/7/2020	1/6/2022	on-site	MW-98B	NT	NT	ND	NT	NT	
1/22/2009	1/7/2022	on-site	P-11	I	ND	NT	NT	NT	
1/13/2010	1/5/2022	on-site	TW-41B	I	NT	I	I	I	
1/23/2018	1/21/2022	off-site	MW-22BR	D	ND	ND	D	D	
1/30/2012	1/27/2022	off-site	MW-32B	NT	NT	NT	NT	NT	DNAPL Recovery Well
1/9/2013	1/12/2022	off-site	MW-33BR	NT	PI	NT	NT	NT	
1/22/2009	1/27/2022	off-site	MW-35B	D	NT	S	D	D	
6/22/2010	1/11/2022	off-site	MW-36B	PI	NT	D	NT	NT	
1/22/2009	1/21/2022	off-site	MW-38B	NT	NT	ND	I	NT	
1/7/2020	1/20/2022	off-site	MW-54B	NT	ND	S	S	NT	
6/22/2010	1/12/2022	off-site	MW-59B	ND	NT	S	ND	S	
1/7/2020	1/11/2022	off-site	MW-60B	NT	ND	ND	S	NT	
1/7/2020	1/12/2022	off-site	MW-61B	ND	ND	ND	ND	ND	
1/13/2010	1/14/2022	off-site	MW-63B	PD	NT	NT	PD	NT	
6/22/2010	1/21/2022	off-site	MW-67B	NT	NT	ND	S	NT	
1/30/2012	1/13/2022	off-site	MW-68B	NT	PD	D	NT	S	DNAPL Recovery Well
7/10/2012	1/13/2022	off-site	MW-70B	NT	NT	S	NT	NT	DNAPL Recovery Well
1/30/2012	1/12/2022	off-site	MW-71B	NT	NT	NT	NT	NT	
7/10/2012	1/13/2022	off-site	MW-72B	D	D	D	D	D	
1/23/2018	1/21/2022	off-site	MW-82B	NT	ND	ND	NT	NT	
1/23/2018	1/21/2022	off-site	MW-83B	NT	NT	NT	NT	PD	
1/23/2018	1/21/2022	off-site	MW-84B	D	NT	D	D	D	
7/18/2018	1/14/2022	off-site	MW-89B	NT	ND	ND	PI	NT	
7/18/2018	1/14/2022	off-site	MW-90B	NT	NT	ND	NT	NT	
1/7/2020	1/14/2022	off-site	MW-92B	NT	ND	ND	NT	NT	
1/7/2020	1/14/2022	off-site	MW-93B	ND	ND	ND	S	PI	
1/7/2020	1/24/2022	off-site	MW-96B	ND	ND	ND	ND	ND	

Table C-1

Summary of Mann-Kendall Trend Tests
Houston Wood Preserving Works

Date Range		Location	Well	2-Methylnaphthalene	2,4-Dimethylphenol	Benzene	Dibenzofuran	Naphthalene	COMMENT
1/22/2009	1/5/2022	on-site	MW-12C	S	I	ND	NT	PD	
1/22/2009	1/5/2022	on-site	MW-15C	NT	NT	D	D	NT	
1/22/2009	1/13/2022	on-site	MW-17C	NT	I	PD	D	NT	
1/22/2009	1/13/2022	on-site	MW-18C	D	NT	D	D	PD	
1/22/2009	1/13/2022	on-site	MW-19C	D	NT	NT	I	D	
1/22/2009	1/27/2022	on-site	MW-21C	NT	NT	ND	NT	NT	
1/22/2009	1/13/2022	on-site	MW-23C	D	I	D	D	NT	DNAPL Recovery Well
1/22/2009	1/11/2022	on-site	MW-47C	NT	S	ND	NT	D	
7/2/2014	1/7/2022	on-site	MW-51C	ND	NT	PD	NT	PD	
7/2/2014	1/6/2022	on-site	MW-76C	D	NT	PD	D	D	
1/23/2018	1/6/2022	on-site	MW-85C	NT	PI	D	NT	NT	
1/23/2018	1/5/2022	on-site	MW-88C	NT	ND	ND	S	NT	
1/13/2010	1/25/2022	off-site	MW-25C	D	I	D	D	D	
1/22/2009	1/24/2022	off-site	MW-27C	NT	ND	ND	NT	D	
1/22/2009	1/21/2022	off-site	MW-28C	D	S	ND	S	PD	
7/2/2014	1/11/2022	off-site	MW-34CR	NT	ND	NT	NT	NT	
7/12/2011	1/10/2022	off-site	MW-44C	NT	NT	NT	NT	NT	DNAPL Recovery Well
1/7/2020	1/25/2022	off-site	MW-45C	NT	I	NT	NT	NT	DNAPL Recovery Well
1/7/2020	1/10/2022	off-site	MW-46C	NT	NT	NT	NT	NT	DNAPL Recovery Well
1/22/2009	1/24/2022	off-site	MW-48C	NT	NT	ND	D	PD	
1/22/2009	1/10/2022	off-site	MW-53C	NT	ND	ND	NT	NT	
1/22/2009	1/10/2022	off-site	MW-54C	D	NT	ND	PD	D	
6/22/2010	1/13/2022	off-site	MW-68C	NT	NT	D	NT	D	
1/7/2020	1/13/2022	off-site	MW-70C	NT	NT	PD	NT	NT	
1/23/2018	1/21/2022	off-site	MW-83C	D	NT	ND	D	PD	
1/23/2018	1/7/2022	off-site	MW-86C	NT	NT	ND	NT	NT	
1/23/2018	1/11/2022	off-site	MW-87C	D	ND	ND	NT	D	
1/7/2020	1/20/2022	off-site	MW-99C	D	ND	ND	ND	NT	
6/22/2010	1/26/2022	off-site	MW-36D	NT	ND	S	NT	NT	
1/22/2009	1/26/2022	off-site	MW-59D	NT	ND	NT	PD	PD	
1/22/2009	1/26/2022	off-site	MW-65D	S	ND	S	S	NT	
1/22/2009	1/26/2022	off-site	MW-66D	NT	ND	ND	PD	PD	

Notes:
Gray - concentrations in wells were below the Residential Assessment Level (RAL) for at least the last 4 years.
NT - No trend
ND - all Non-detects
D - Decreasing (green)
PD - Probably decreasing (yellow)
S - Stable (blue)
PI - Probably increasing (pink)
I - Increasing (red)

Mann−Kendall Trend Tests for MW−03

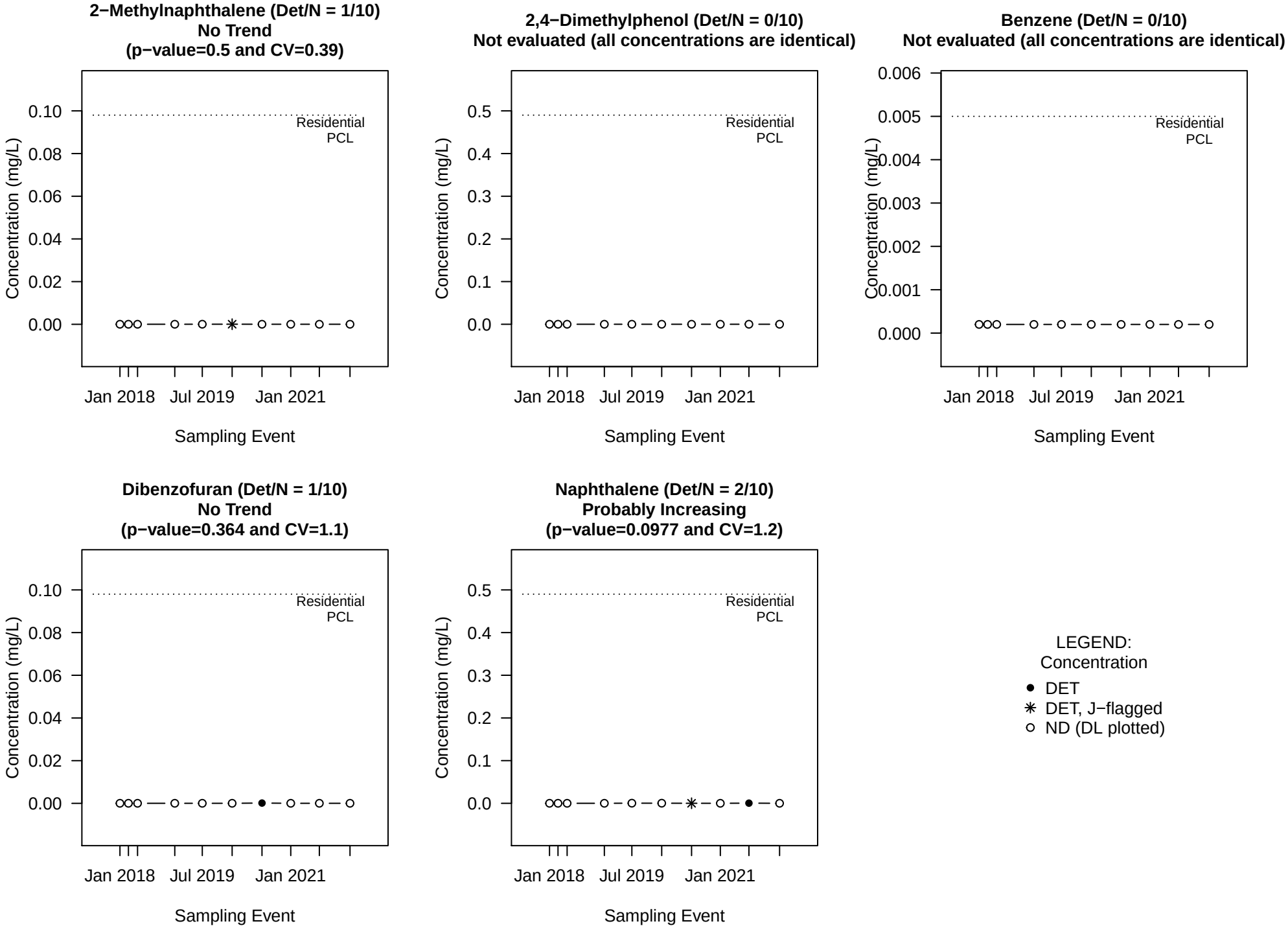

NOTE: A p−value<0.05 indicates a statistically significant trend.
A p−value is the probability, if no trend is present, that we'd observe such an increasing or decreasing trend.

Mann−Kendall Trend Tests for MW−04

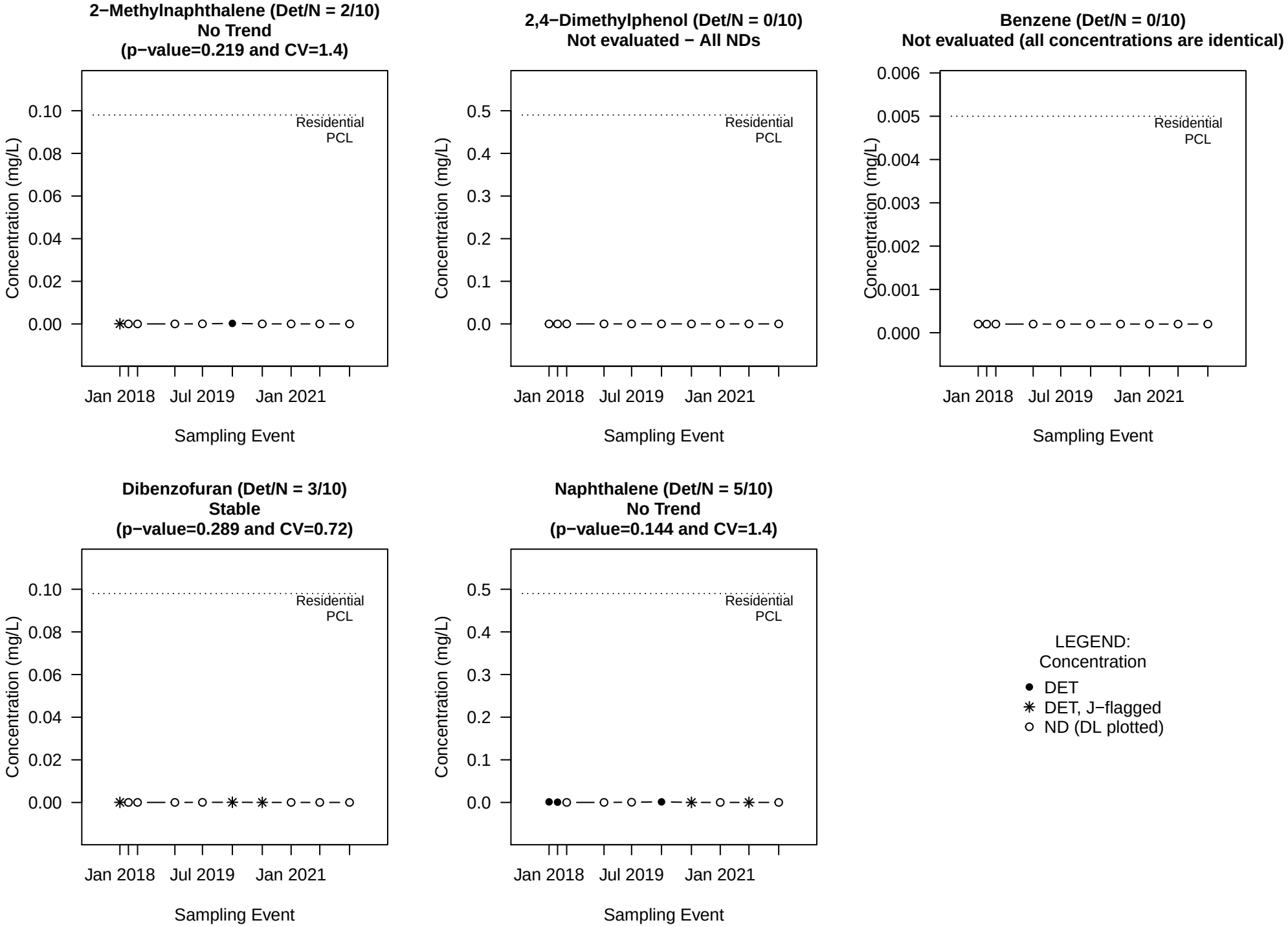

NOTE: A p−value<0.05 indicates a statistically significant trend.
A p−value is the probability, if no trend is present, that we'd observe such an increasing or decreasing trend.

Mann−Kendall Trend Tests for MW−05

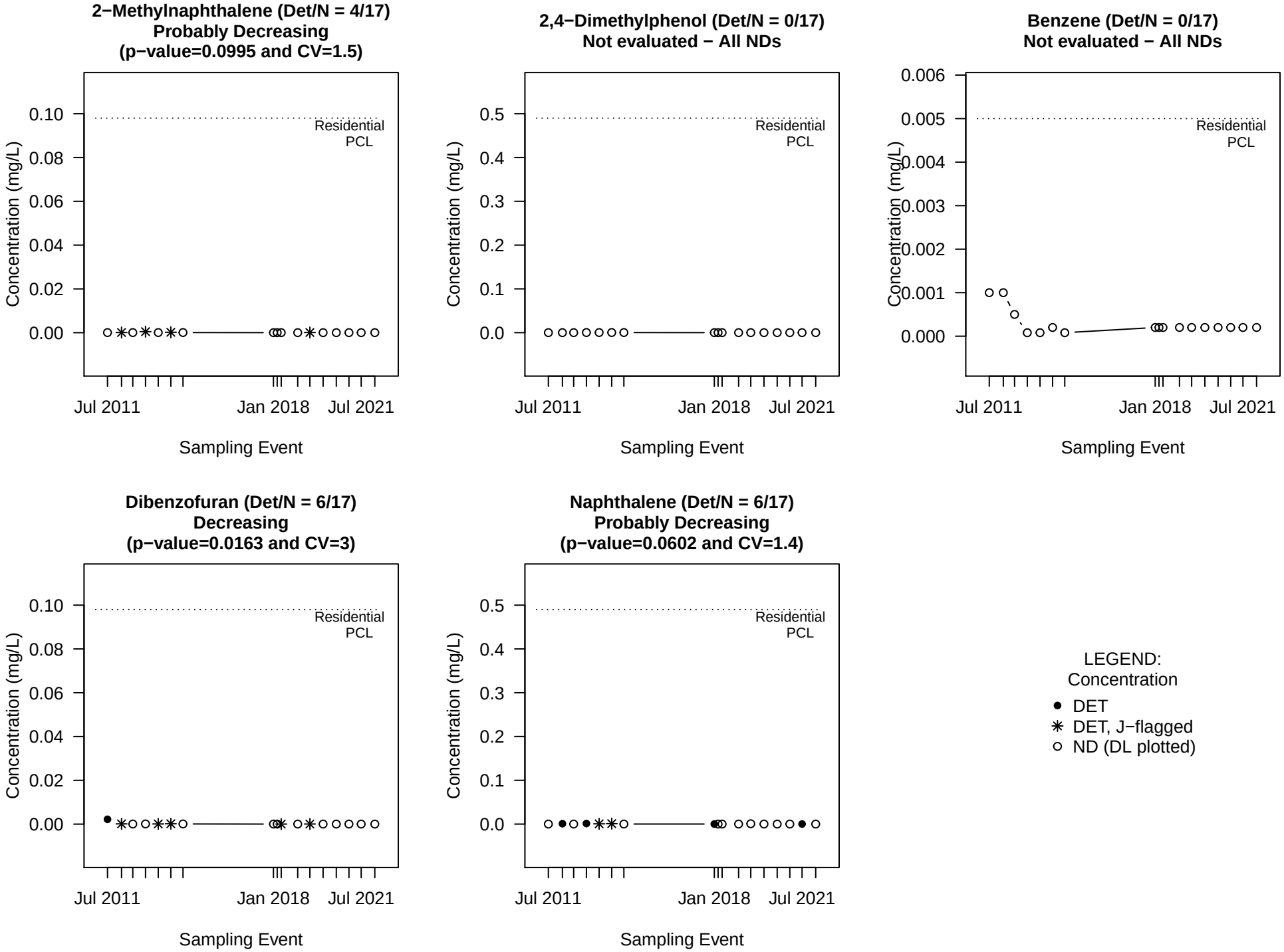

NOTE: A p−value<0.05 indicates a statistically significant trend.
A p−value is the probability, if no trend is present, that we'd observe such an increasing or decreasing trend.

Mann−Kendall Trend Tests for MW−09

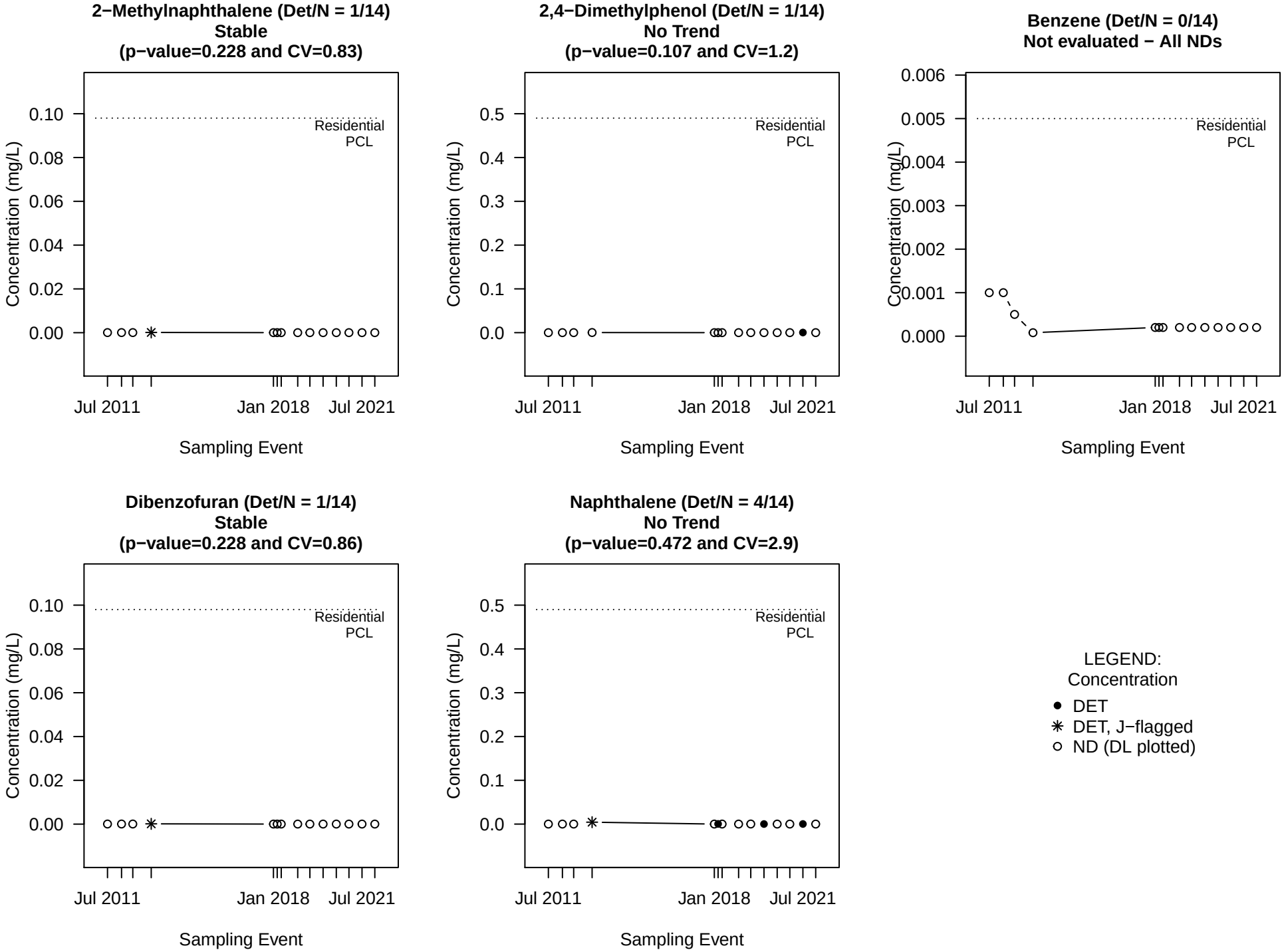

NOTE: A p−value<0.05 indicates a statistically significant trend.
A p−value is the probability, if no trend is present, that we'd observe such an increasing or decreasing trend.

Mann−Kendall Trend Tests for MW−12A

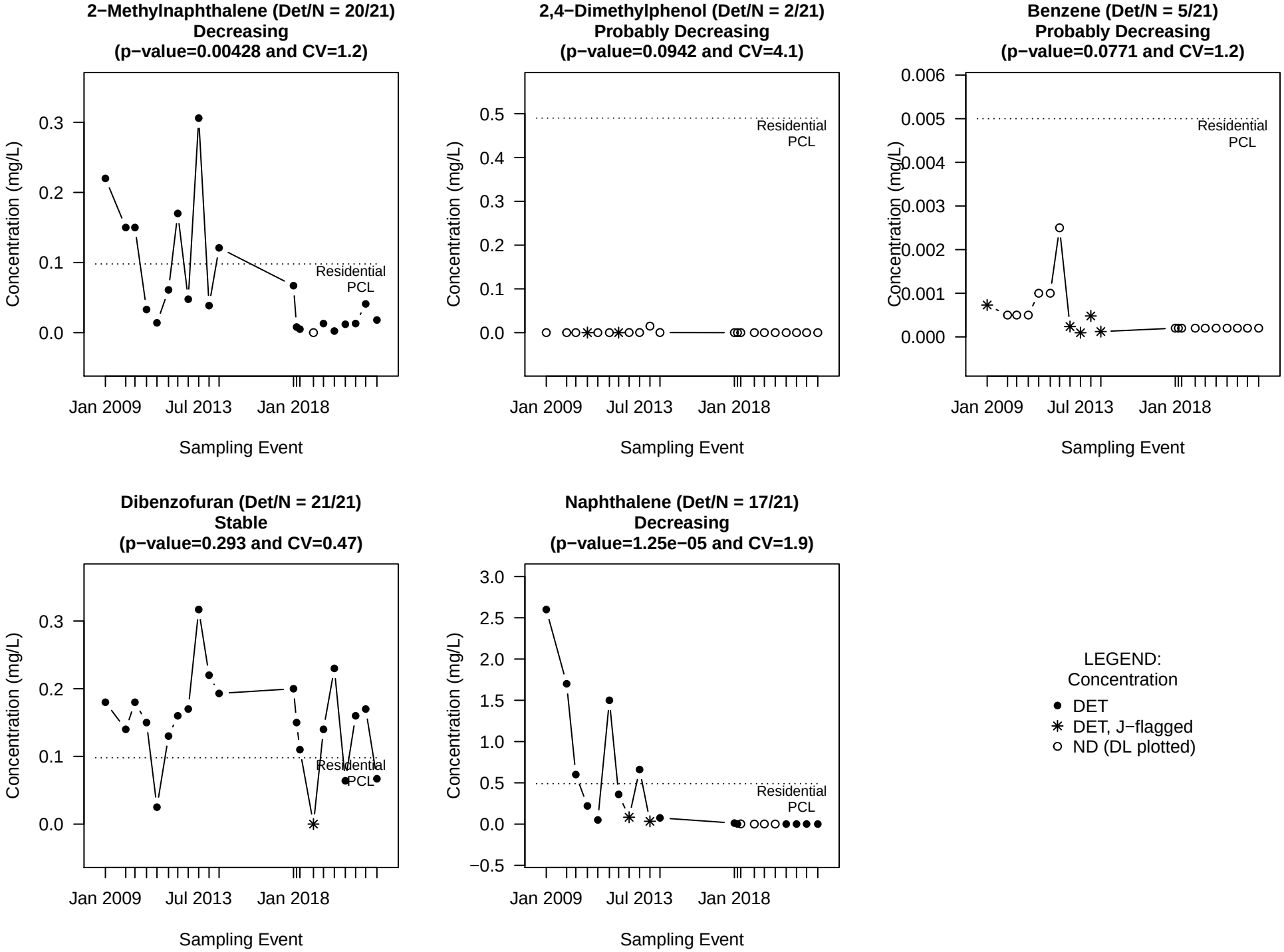

NOTE: A p−value<0.05 indicates a statistically significant trend.
A p−value is the probability, if no trend is present, that we'd observe such an increasing or decreasing trend.

Mann−Kendall Trend Tests for MW−13

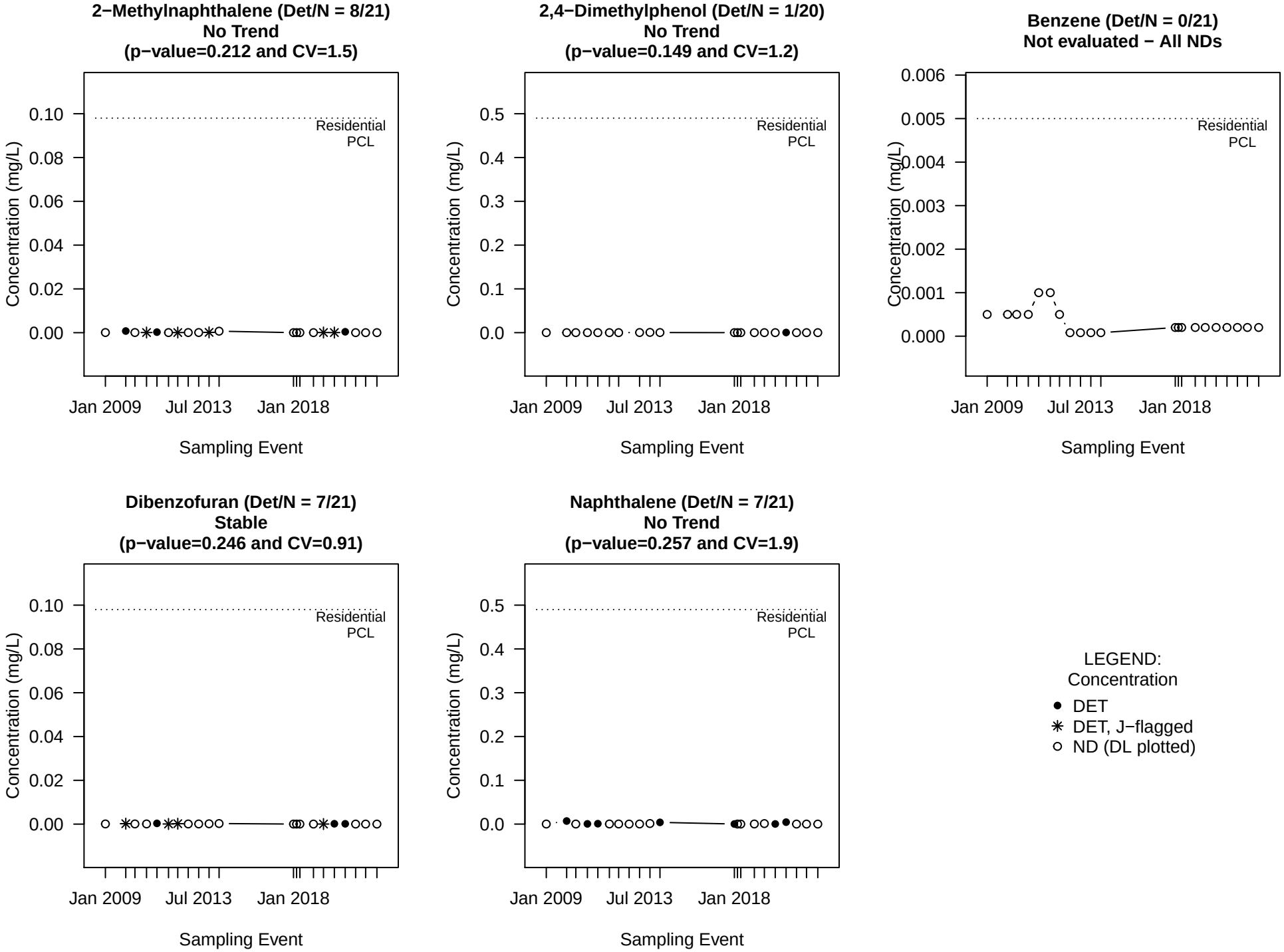

NOTE: A p−value<0.05 indicates a statistically significant trend.
A p−value is the probability, if no trend is present, that we'd observe such an increasing or decreasing trend.

Mann−Kendall Trend Tests for MW−15A

2−Methylnaphthalene (Det/N = 21/21)
Probably Decreasing
(p−value=0.0548 and CV=1.2)

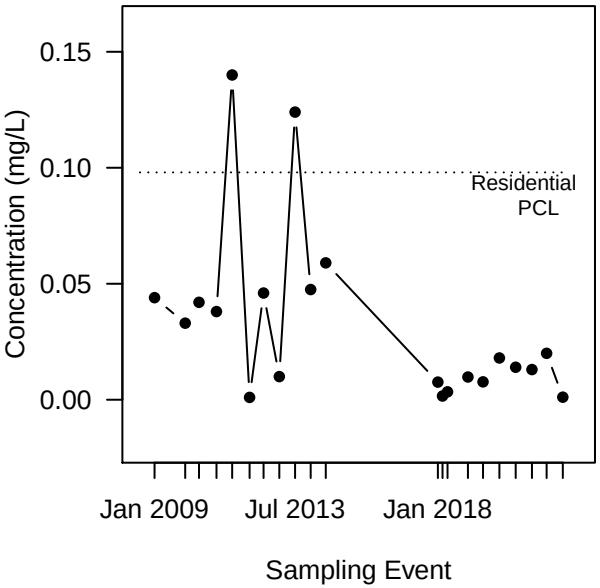

2,4−Dimethylphenol (Det/N = 3/21)
No Trend
(p−value=0.136 and CV=3.5)

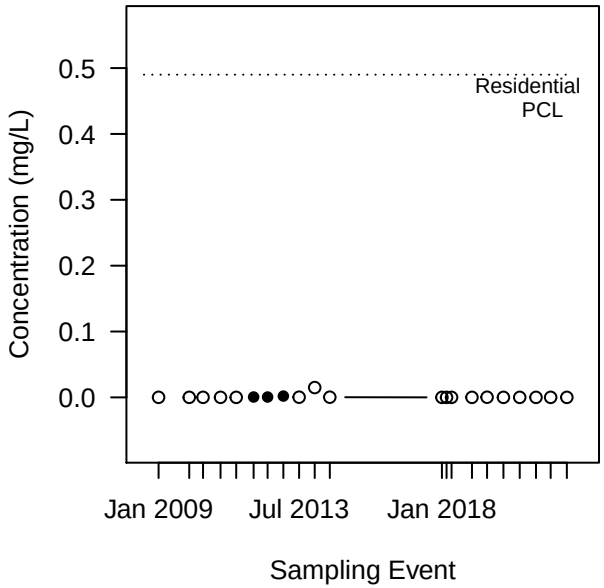

Benzene (Det/N = 19/21)
Decreasing
(p−value=0.00197 and CV=0.53)

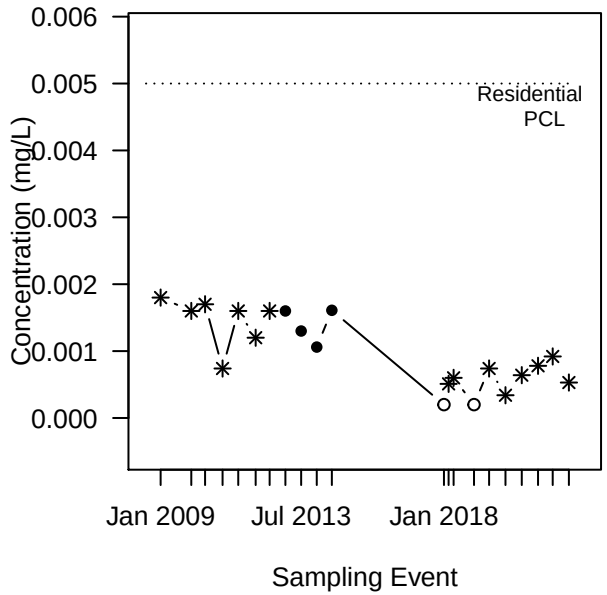

Dibenzofuran (Det/N = 21/21)
Decreasing
(p−value=0.00327 and CV=0.52)

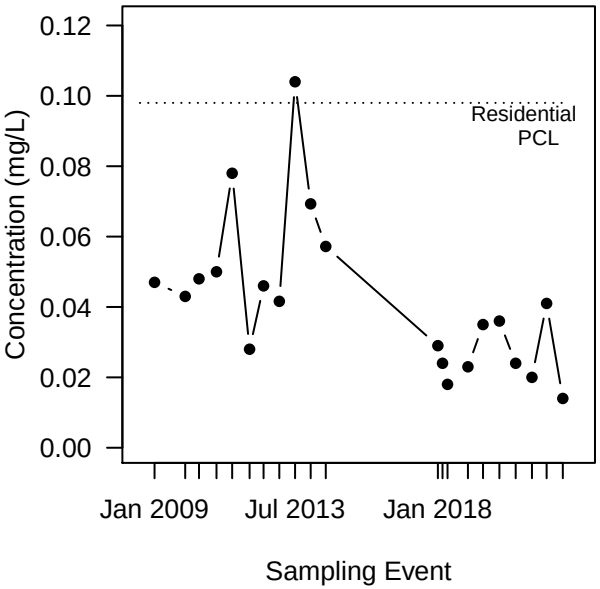

Naphthalene (Det/N = 14/21)
Decreasing
(p−value=0.0322 and CV=1.9)

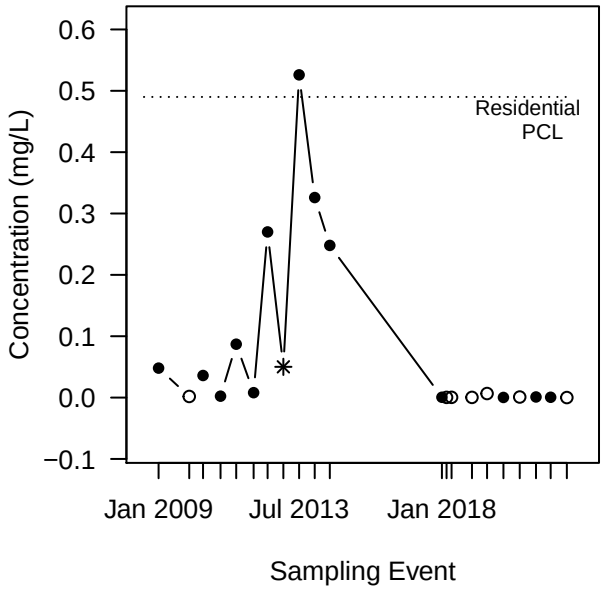

LEGEND:
Concentration

- ● DET
- ✳ DET, J−flagged
- ○ ND (DL plotted)

NOTE: A p−value<0.05 indicates a statistically significant trend.
A p−value is the probability, if no trend is present, that we'd observe such an increasing or decreasing trend.

Mann−Kendall Trend Tests for MW−17

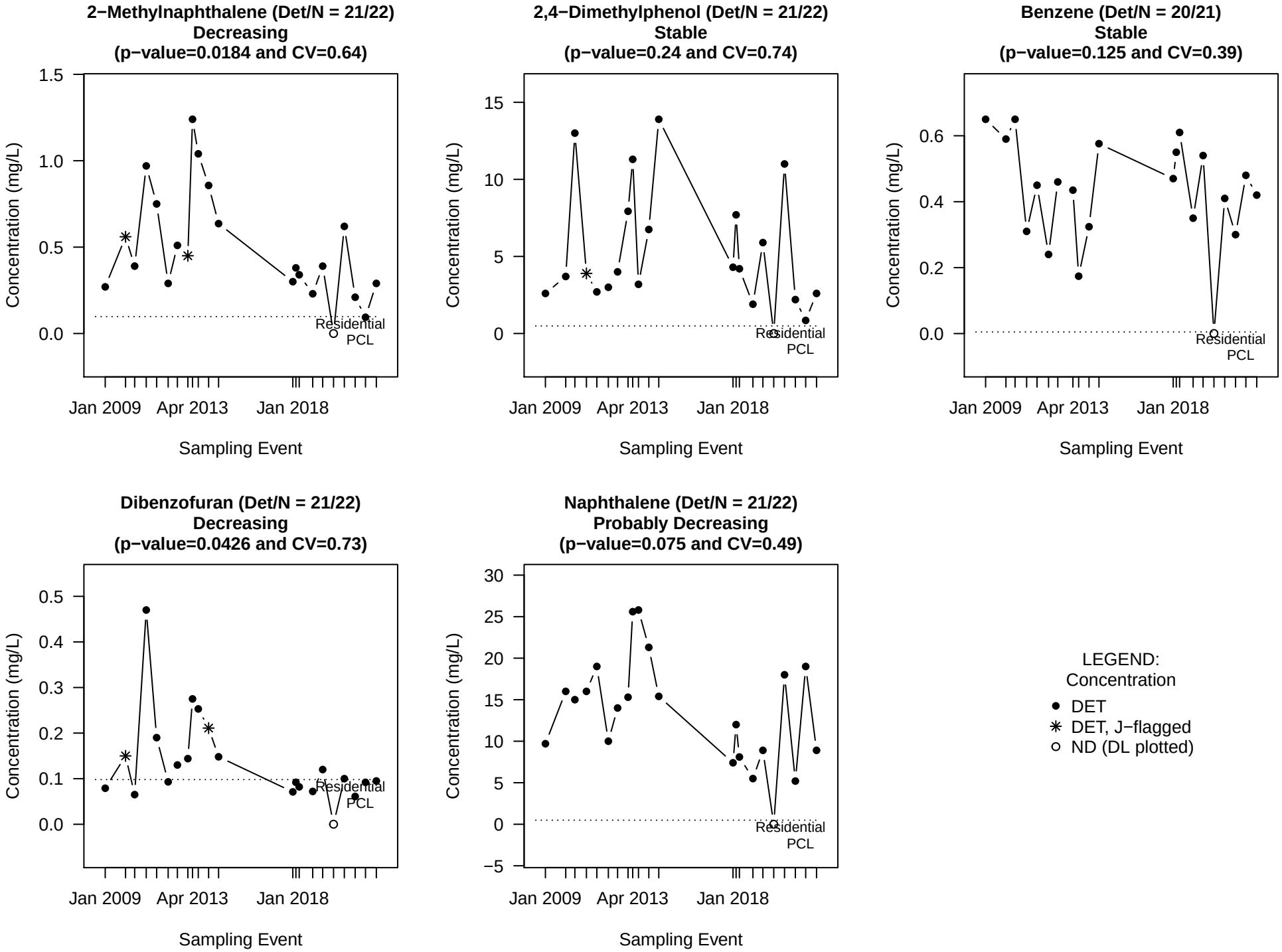

NOTE: A p−value<0.05 indicates a statistically significant trend.
A p−value is the probability, if no trend is present, that we'd observe such an increasing or decreasing trend.

Mann−Kendall Trend Tests for MW−18A

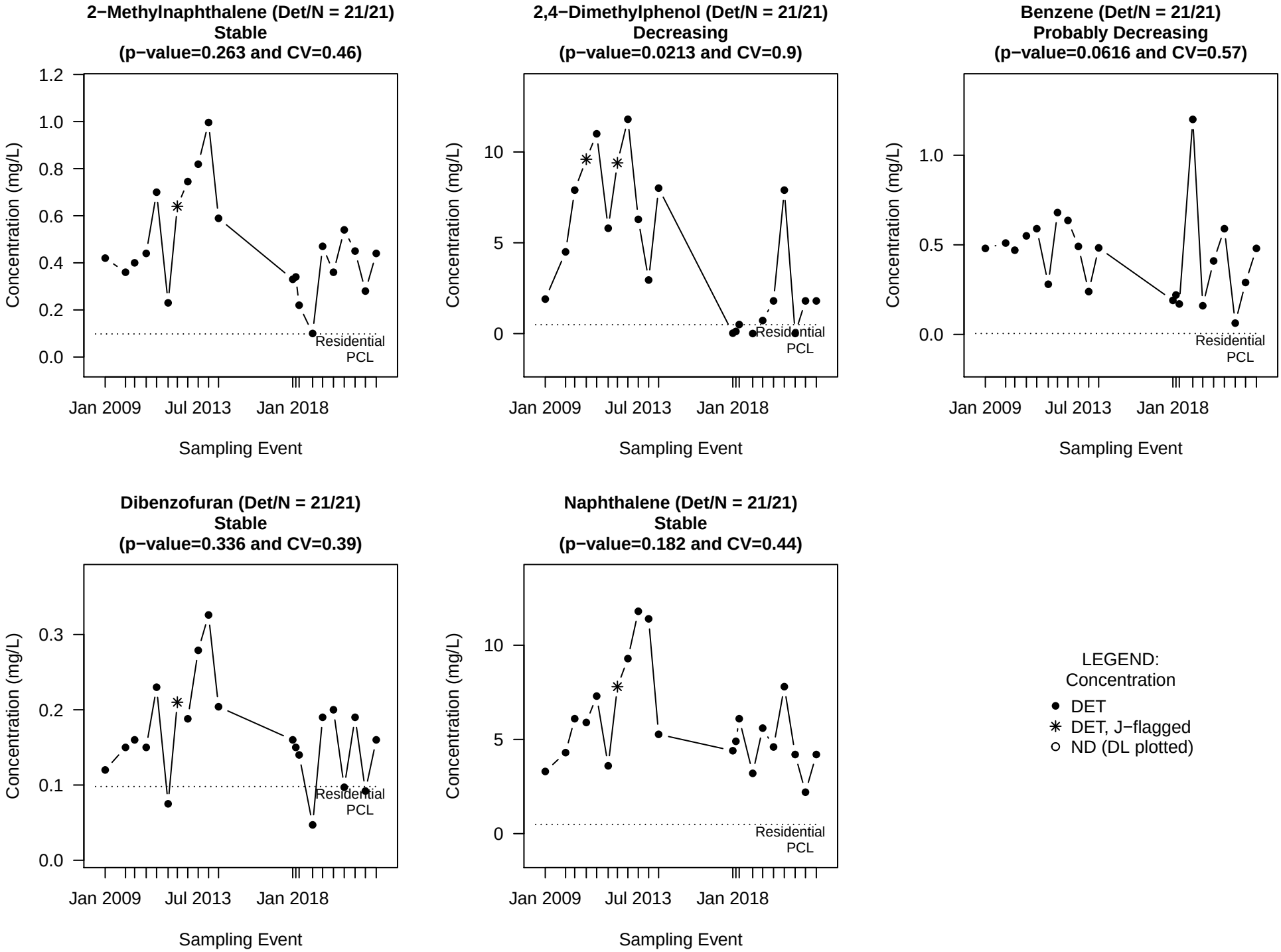

NOTE: A p−value<0.05 indicates a statistically significant trend.
A p−value is the probability, if no trend is present, that we'd observe such an increasing or decreasing trend.

Mann−Kendall Trend Tests for MW−20A

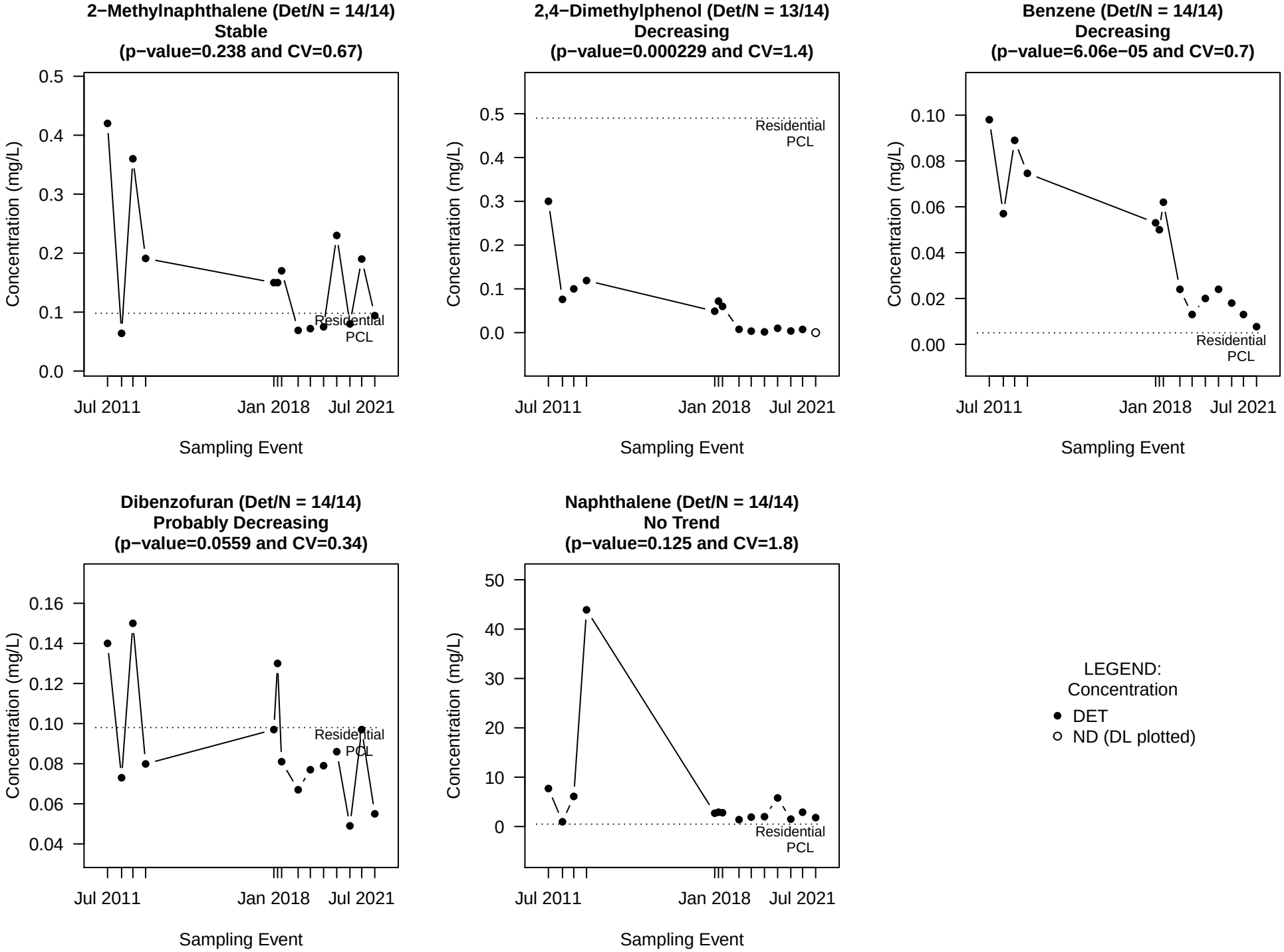

NOTE: A p−value<0.05 indicates a statistically significant trend.
A p−value is the probability, if no trend is present, that we'd observe such an increasing or decreasing trend.

Mann−Kendall Trend Tests for MW−49A

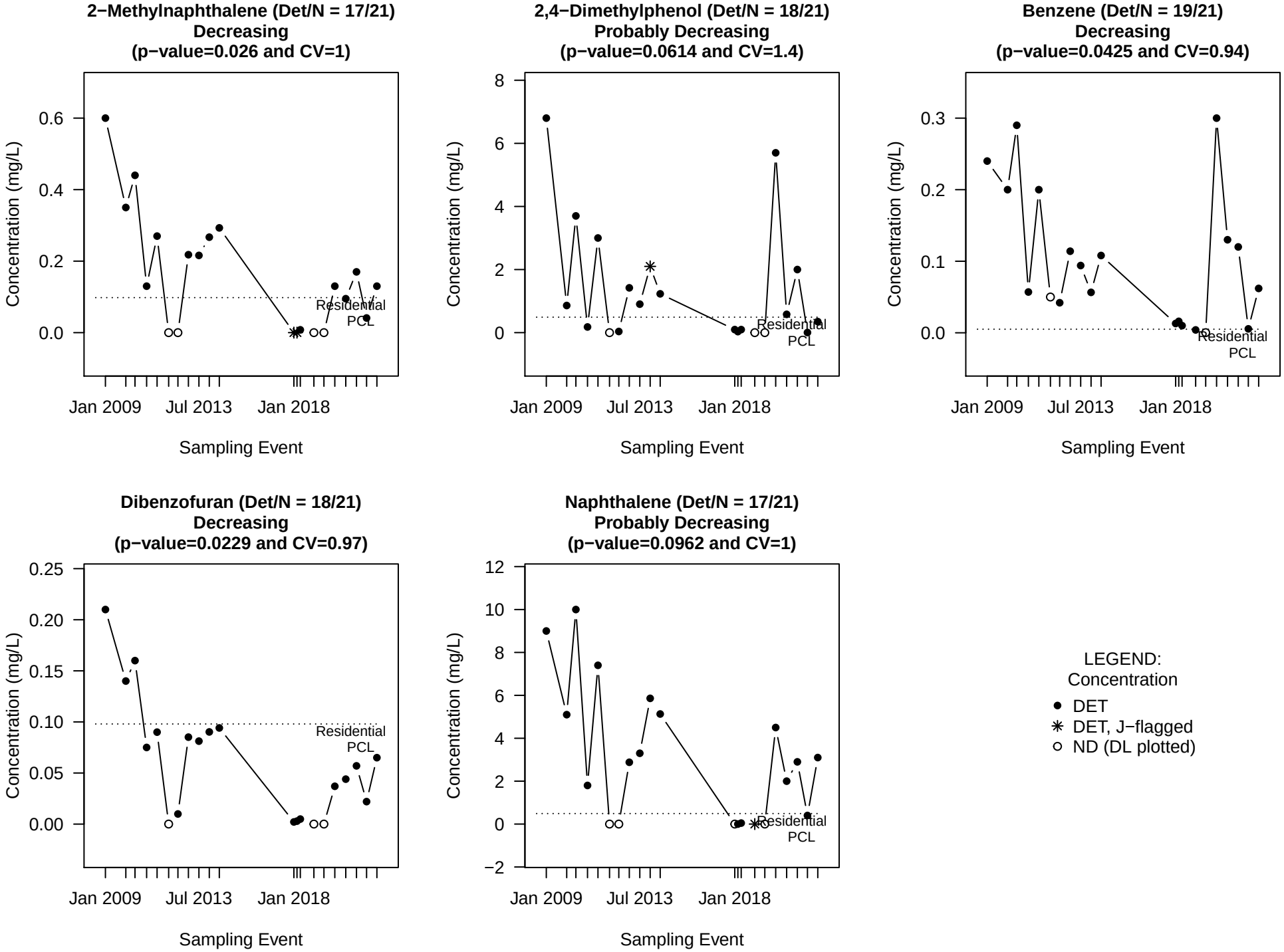

NOTE: A p−value<0.05 indicates a statistically significant trend.
A p−value is the probability, if no trend is present, that we'd observe such an increasing or decreasing trend.

Mann−Kendall Trend Tests for MW−50A

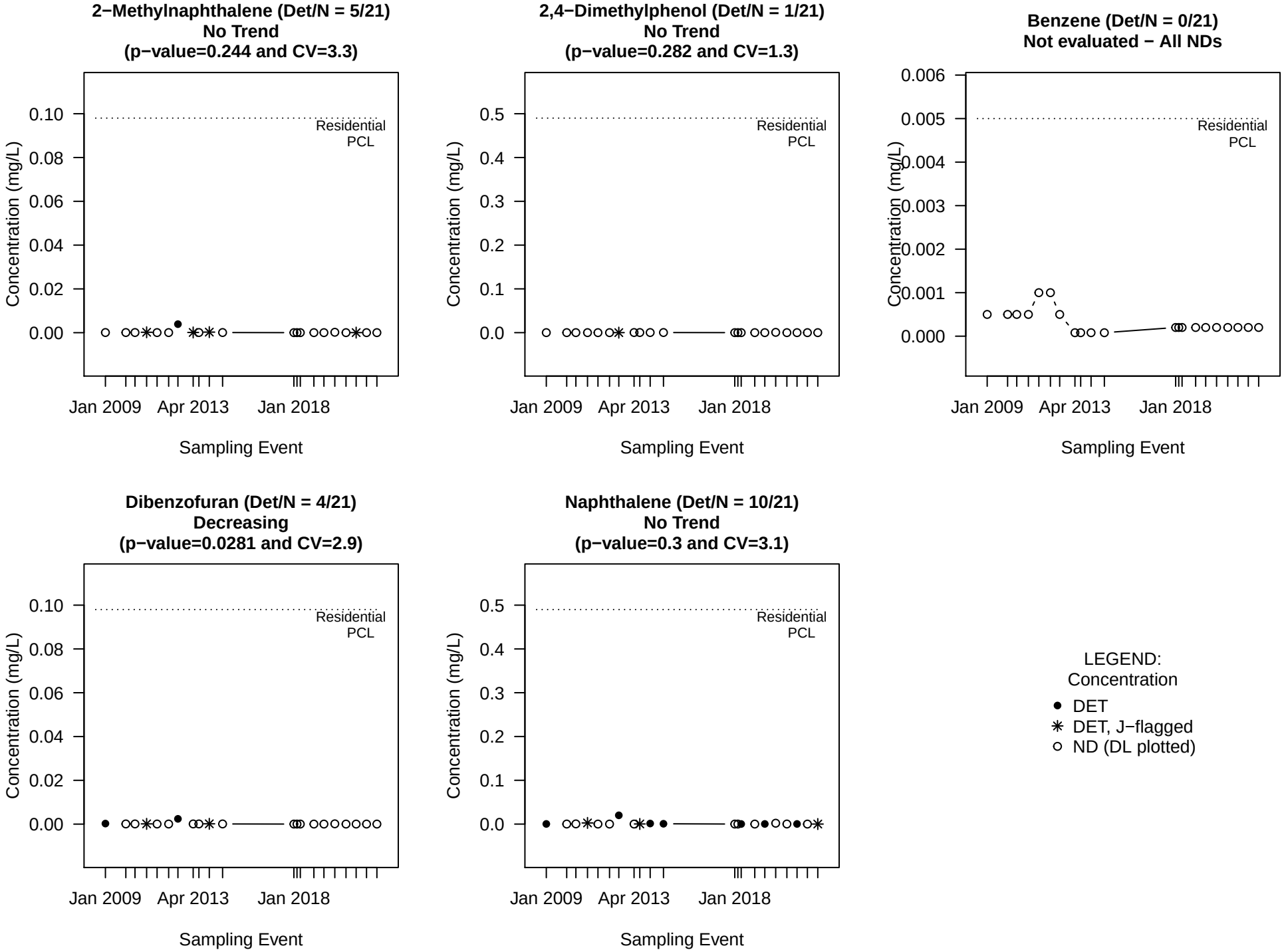

NOTE: A p−value<0.05 indicates a statistically significant trend.
A p−value is the probability, if no trend is present, that we'd observe such an increasing or decreasing trend.

Mann−Kendall Trend Tests for MW−51A

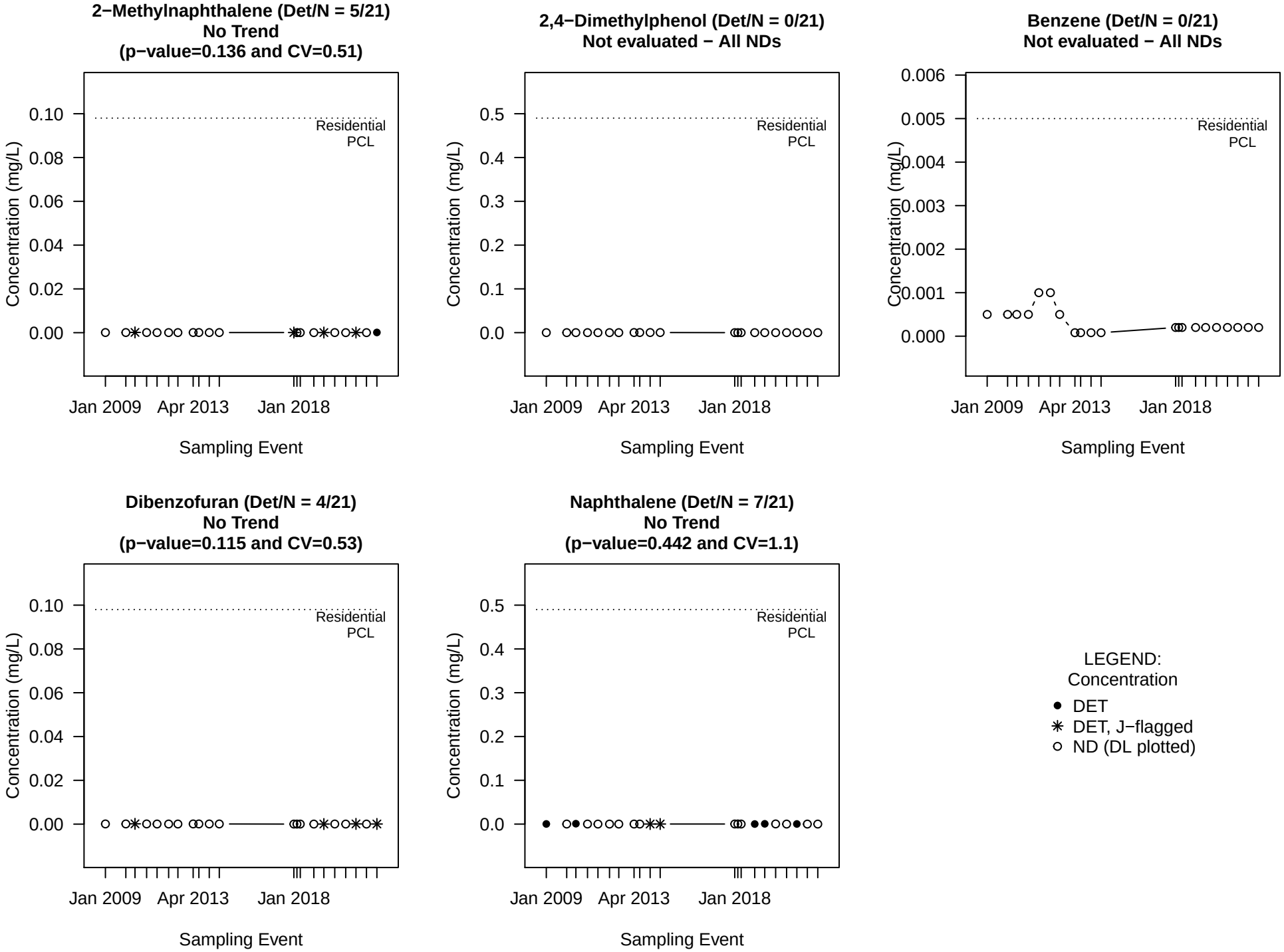

NOTE: A p−value<0.05 indicates a statistically significant trend.
A p−value is the probability, if no trend is present, that we'd observe such an increasing or decreasing trend.

Mann−Kendall Trend Tests for MW−57A

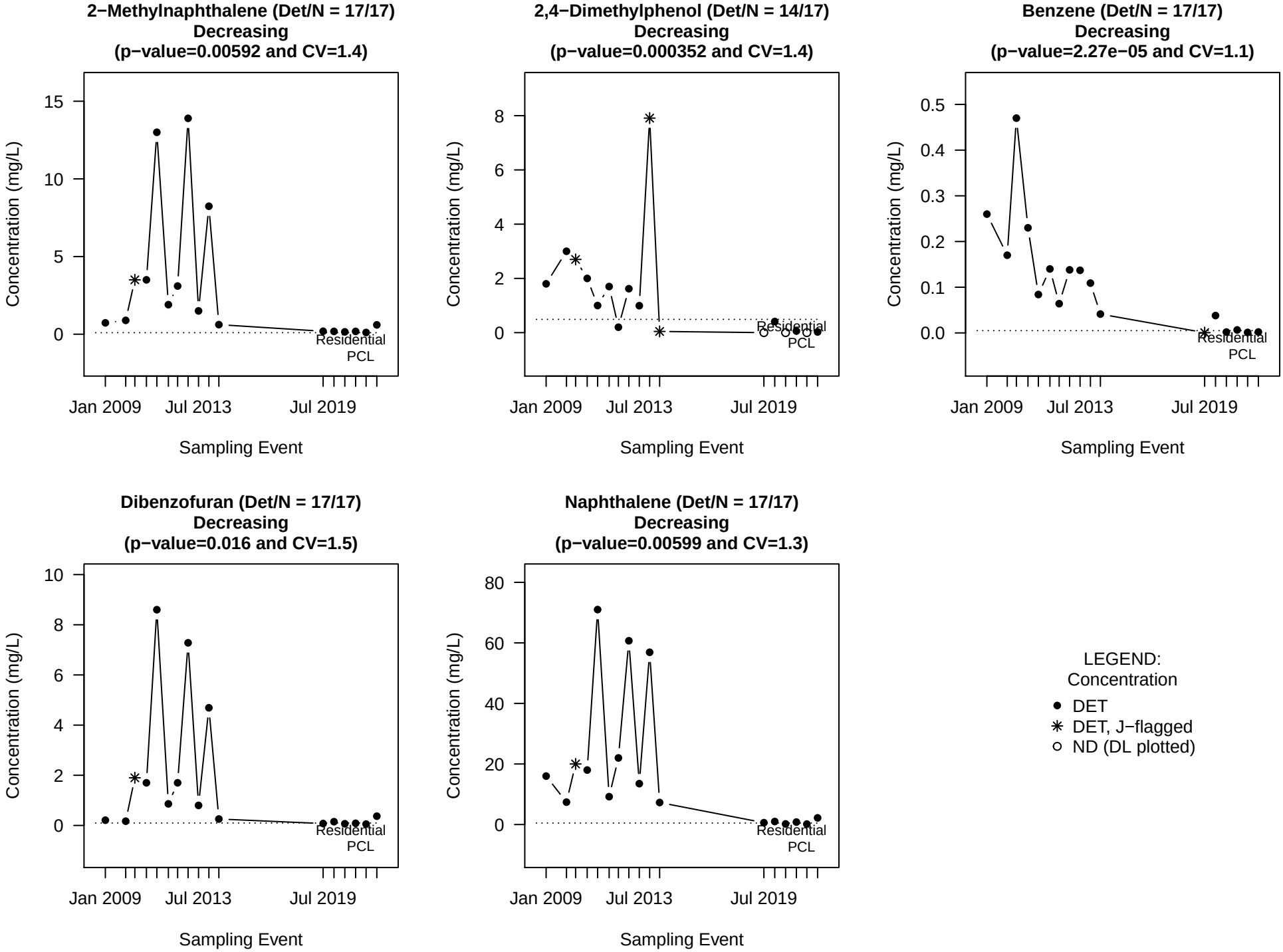

NOTE: A p−value<0.05 indicates a statistically significant trend.
A p−value is the probability, if no trend is present, that we'd observe such an increasing or decreasing trend.

Mann−Kendall Trend Tests for MW−58A

2−Methylnaphthalene (Det/N = 18/21)
Probably Decreasing
(p−value=0.0916 and CV=1.3)

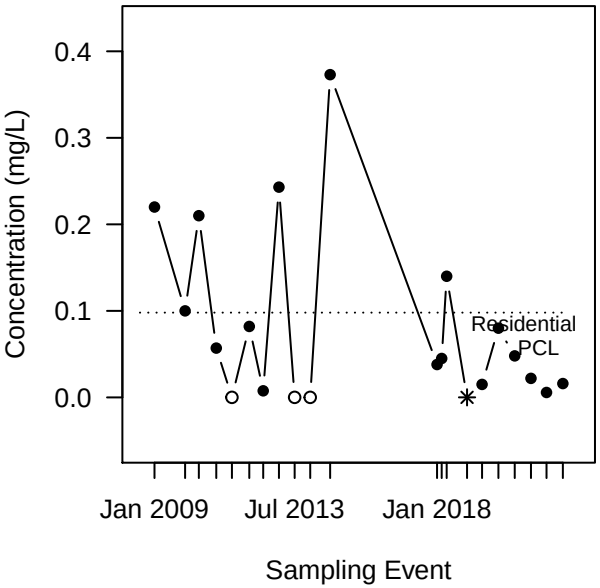

2,4−Dimethylphenol (Det/N = 14/21)
Decreasing
(p−value=0.0322 and CV=2.8)

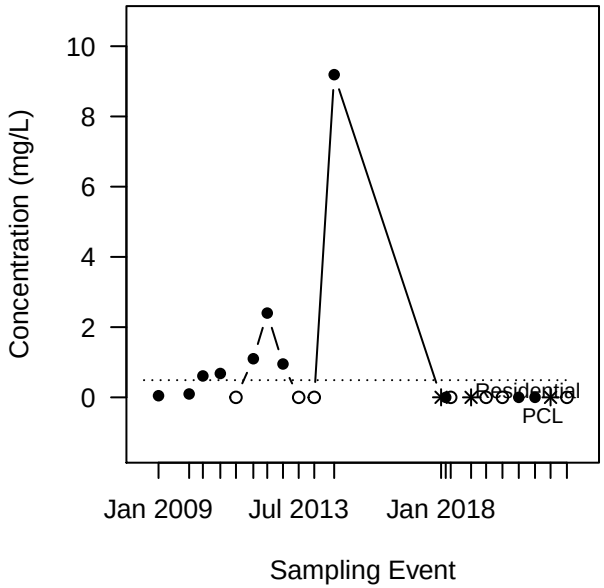

Benzene (Det/N = 19/21)
Decreasing
(p−value=0.0284 and CV=1.6)

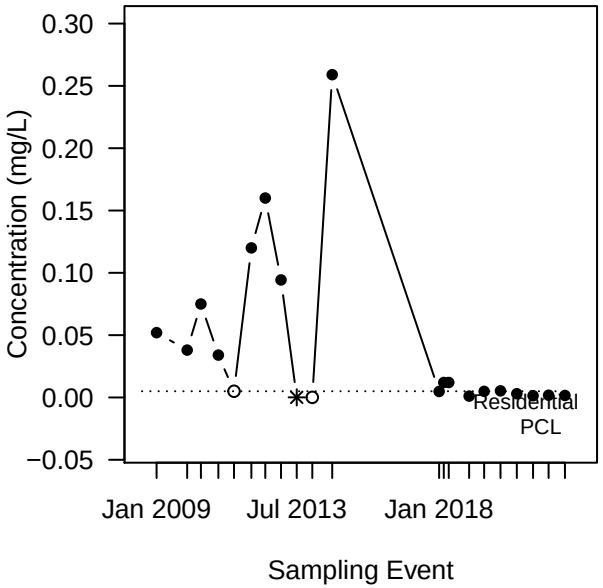

Dibenzofuran (Det/N = 19/21)
Decreasing
(p−value=0.0481 and CV=0.91)

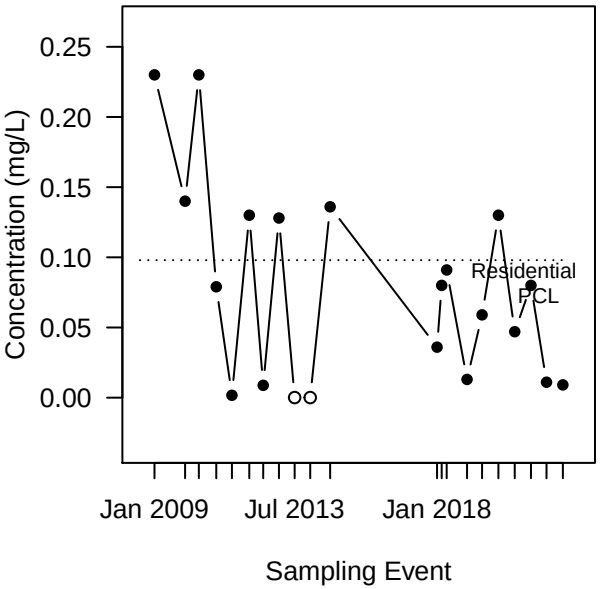

Naphthalene (Det/N = 19/21)
No Trend
(p−value=0.167 and CV=1.3)

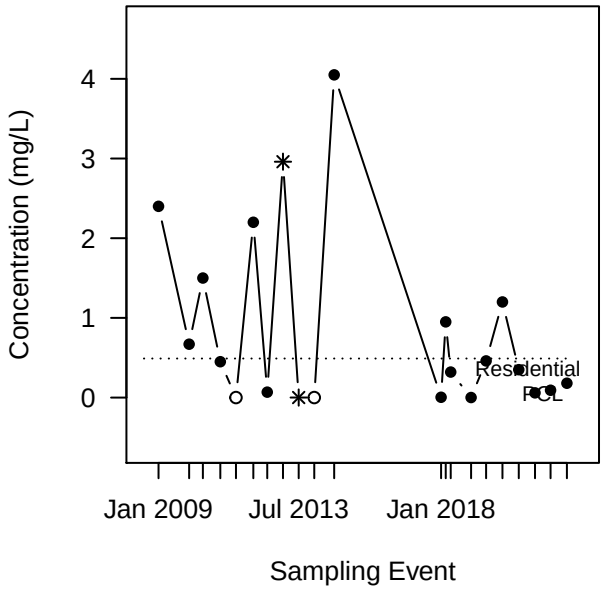

LEGEND:
Concentration

- ● DET
- ✳ DET, J−flagged
- ○ ND (DL plotted)

NOTE: A p−value<0.05 indicates a statistically significant trend.
A p−value is the probability, if no trend is present, that we'd observe such an increasing or decreasing trend.

Mann−Kendall Trend Tests for MW−64A

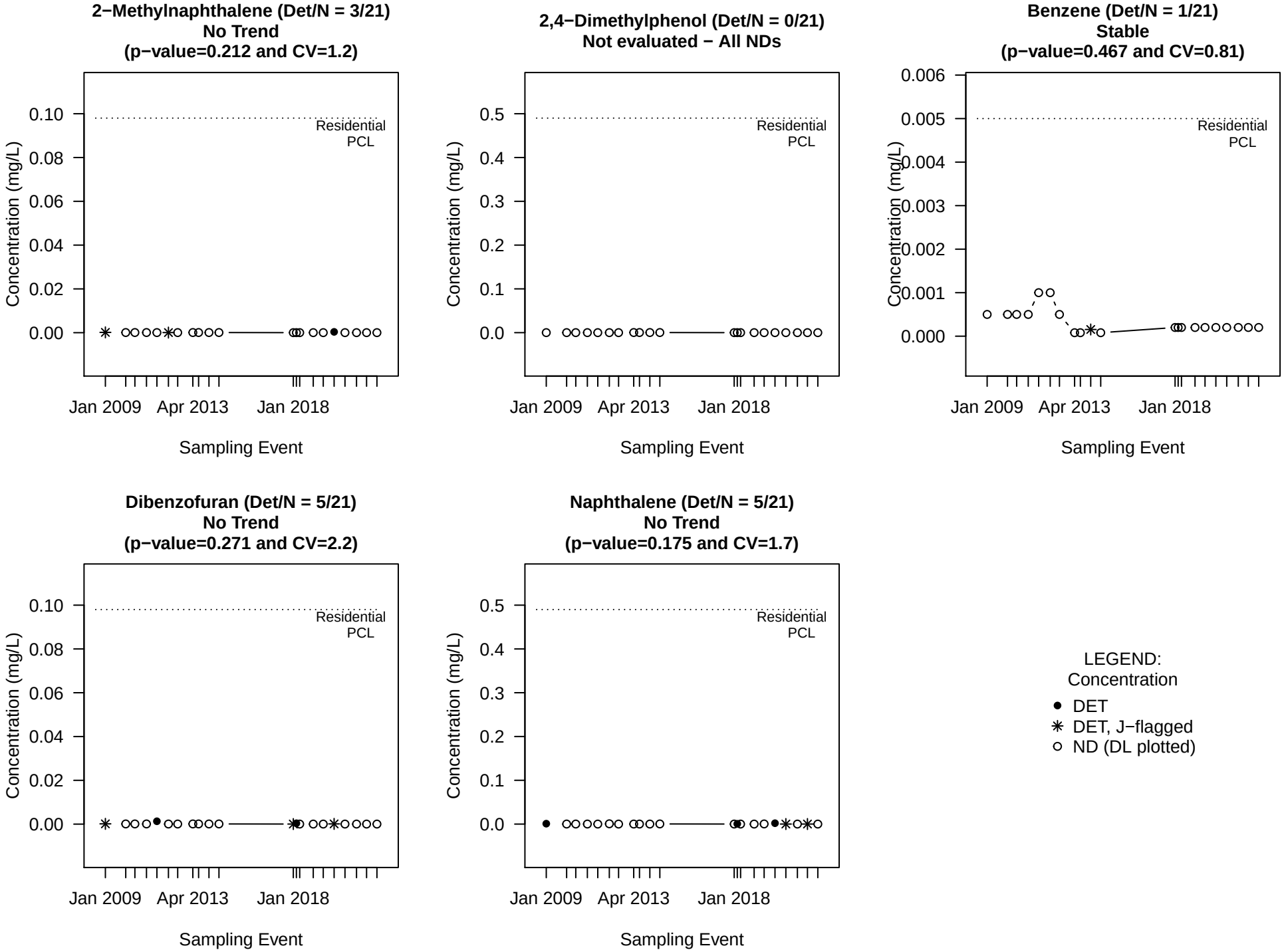

NOTE: A p−value<0.05 indicates a statistically significant trend.
A p−value is the probability, if no trend is present, that we'd observe such an increasing or decreasing trend.

Mann−Kendall Trend Tests for MW−77A

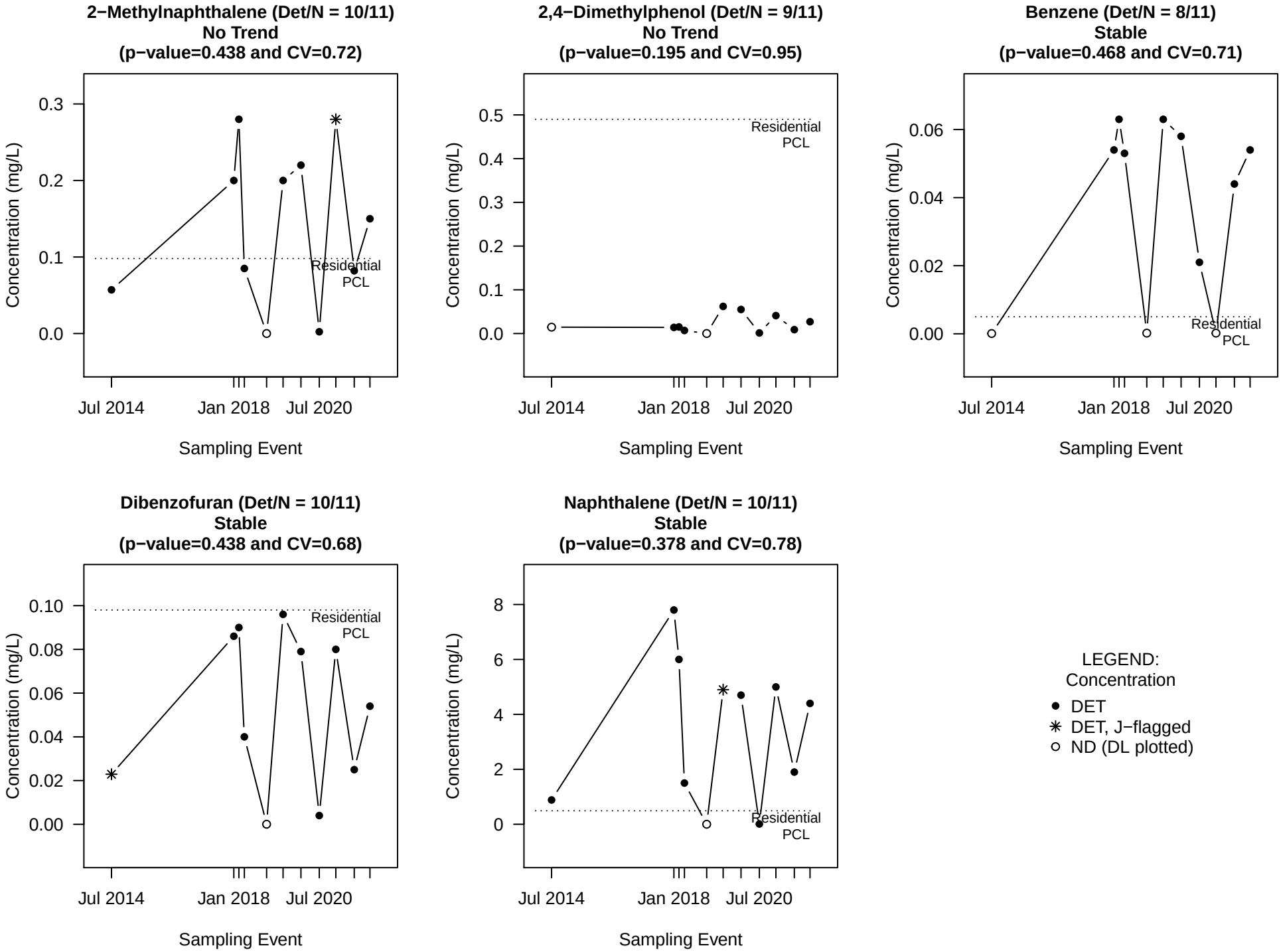

NOTE: A p−value<0.05 indicates a statistically significant trend.
A p−value is the probability, if no trend is present, that we'd observe such an increasing or decreasing trend.

Mann−Kendall Trend Tests for MW−78A

2−Methylnaphthalene (Det/N = 6/6)
Stable
(p−value=0.354 and CV=0.66)

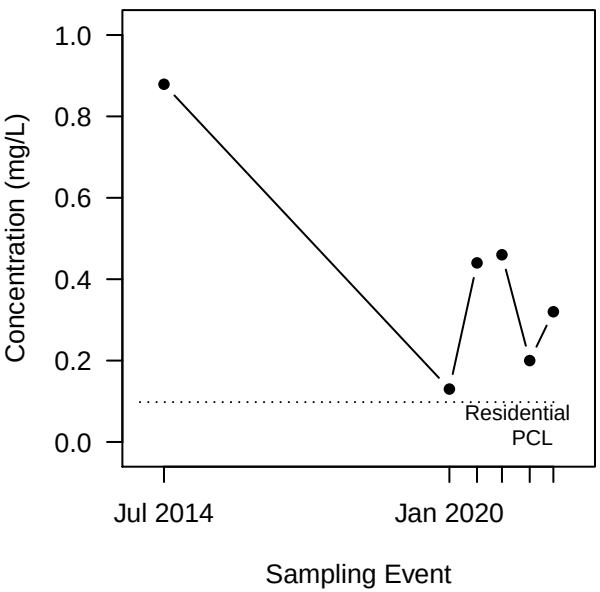

2,4−Dimethylphenol (Det/N = 6/6)
Stable
(p−value=0.13 and CV=0.88)

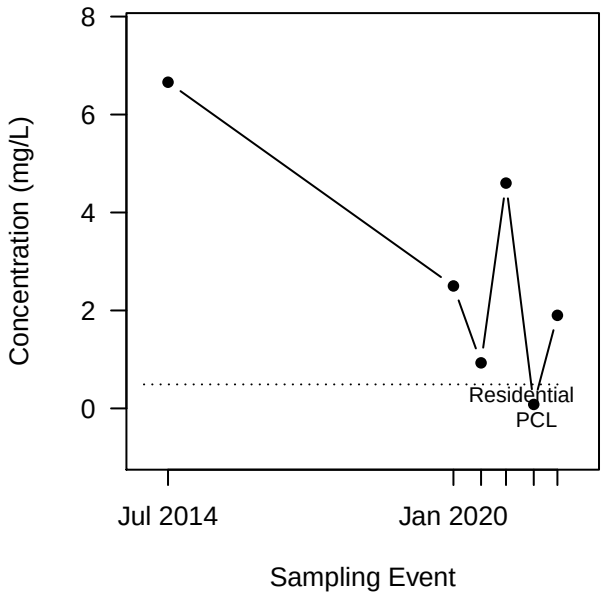

Benzene (Det/N = 6/6)
Probably Increasing
(p−value=0.0664 and CV=0.71)

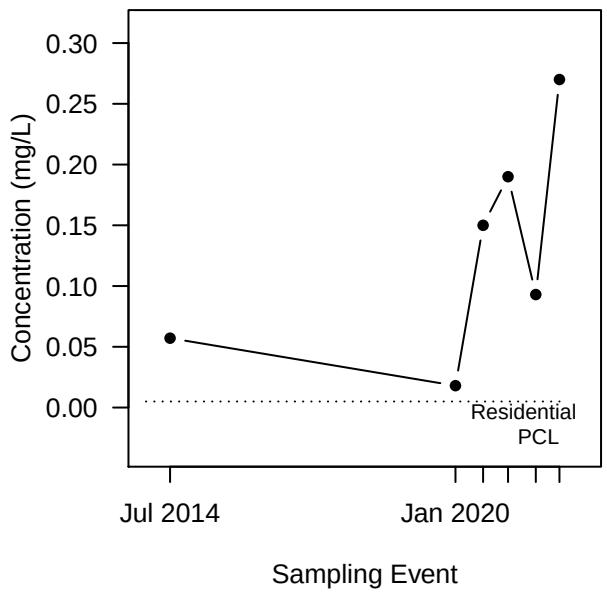

Dibenzofuran (Det/N = 6/6)
Stable
(p−value=0.226 and CV=0.62)

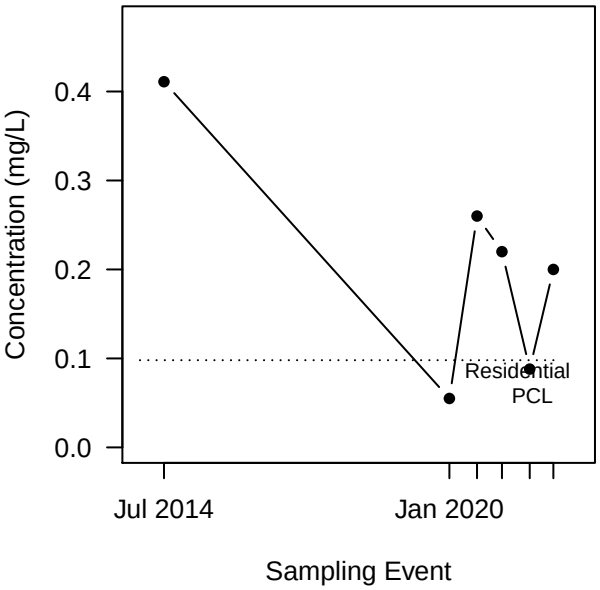

Naphthalene (Det/N = 6/6)
No Trend
(p−value=0.354 and CV=0.5)

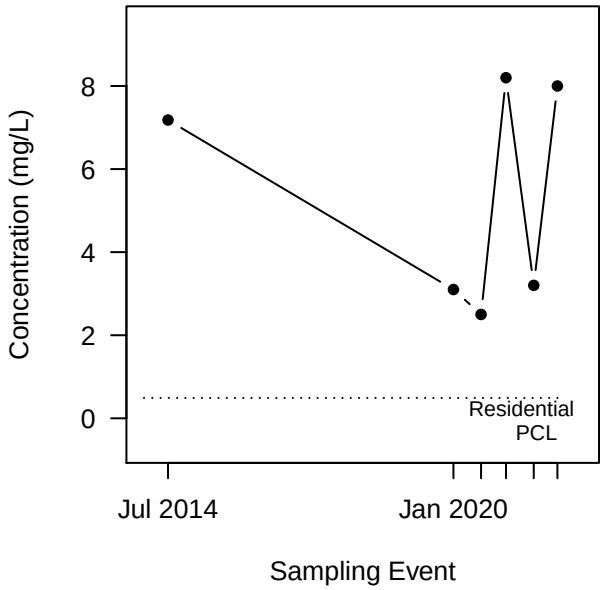

LEGEND:
Concentration
- ● DET
- ○ ND (DL plotted)

NOTE: A p−value<0.05 indicates a statistically significant trend.
A p−value is the probability, if no trend is present, that we'd observe such an increasing or decreasing trend.

Mann−Kendall Trend Tests for MW−79A

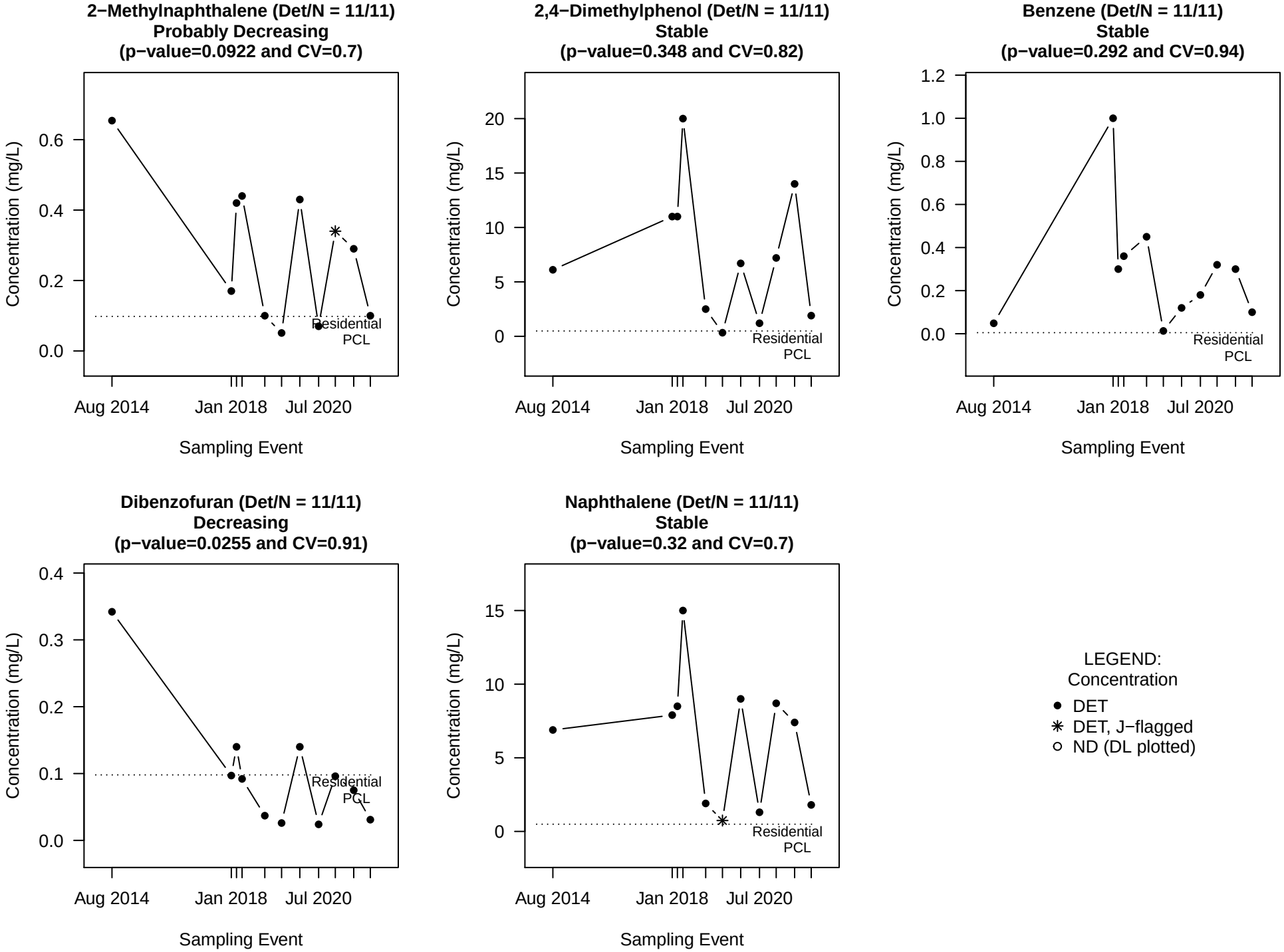

NOTE: A p−value<0.05 indicates a statistically significant trend.
A p−value is the probability, if no trend is present, that we'd observe such an increasing or decreasing trend.

Mann−Kendall Trend Tests for MW−88A

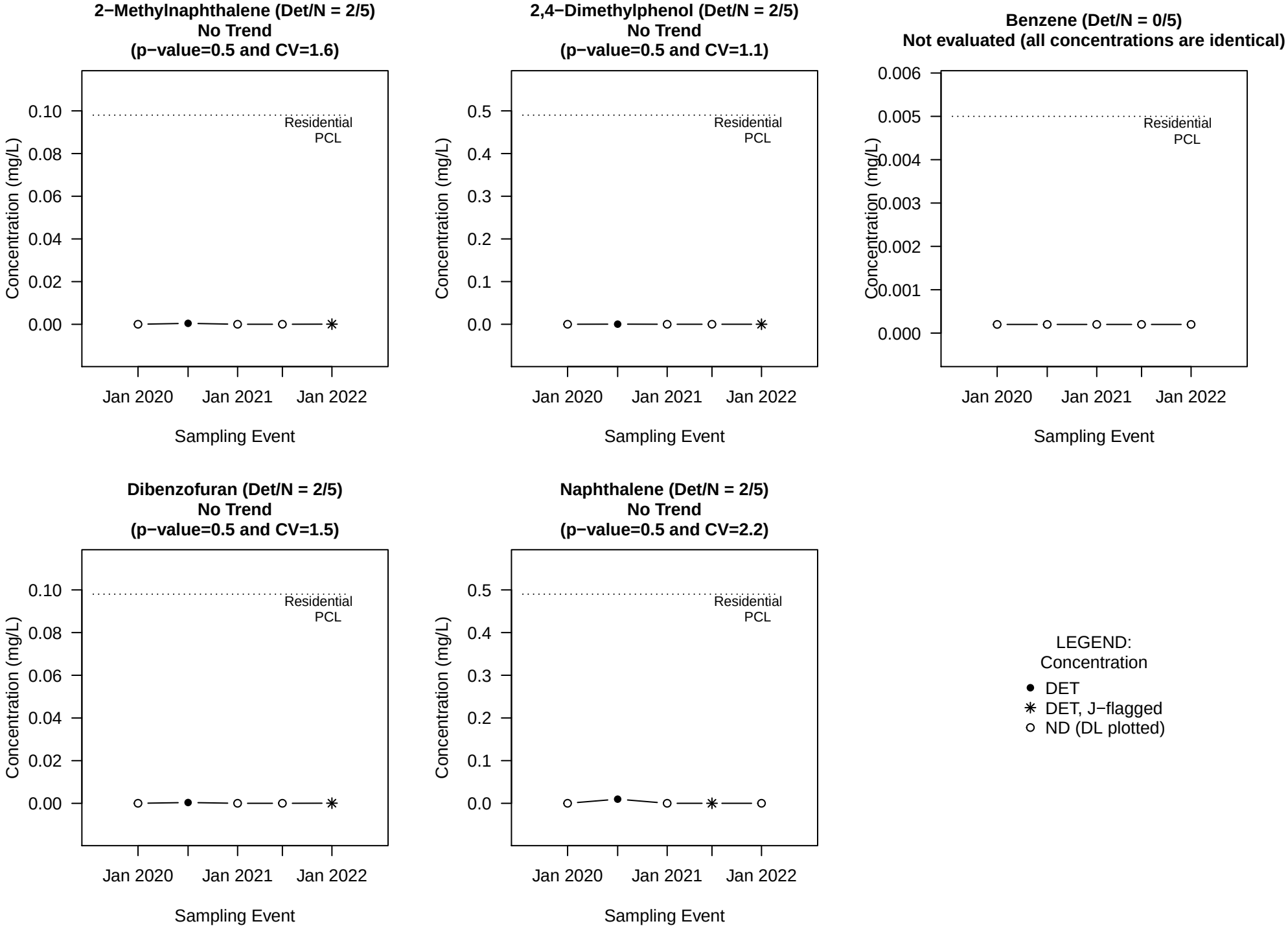

NOTE: A p−value<0.05 indicates a statistically significant trend.
A p−value is the probability, if no trend is present, that we'd observe such an increasing or decreasing trend.

Mann−Kendall Trend Tests for MW−97A

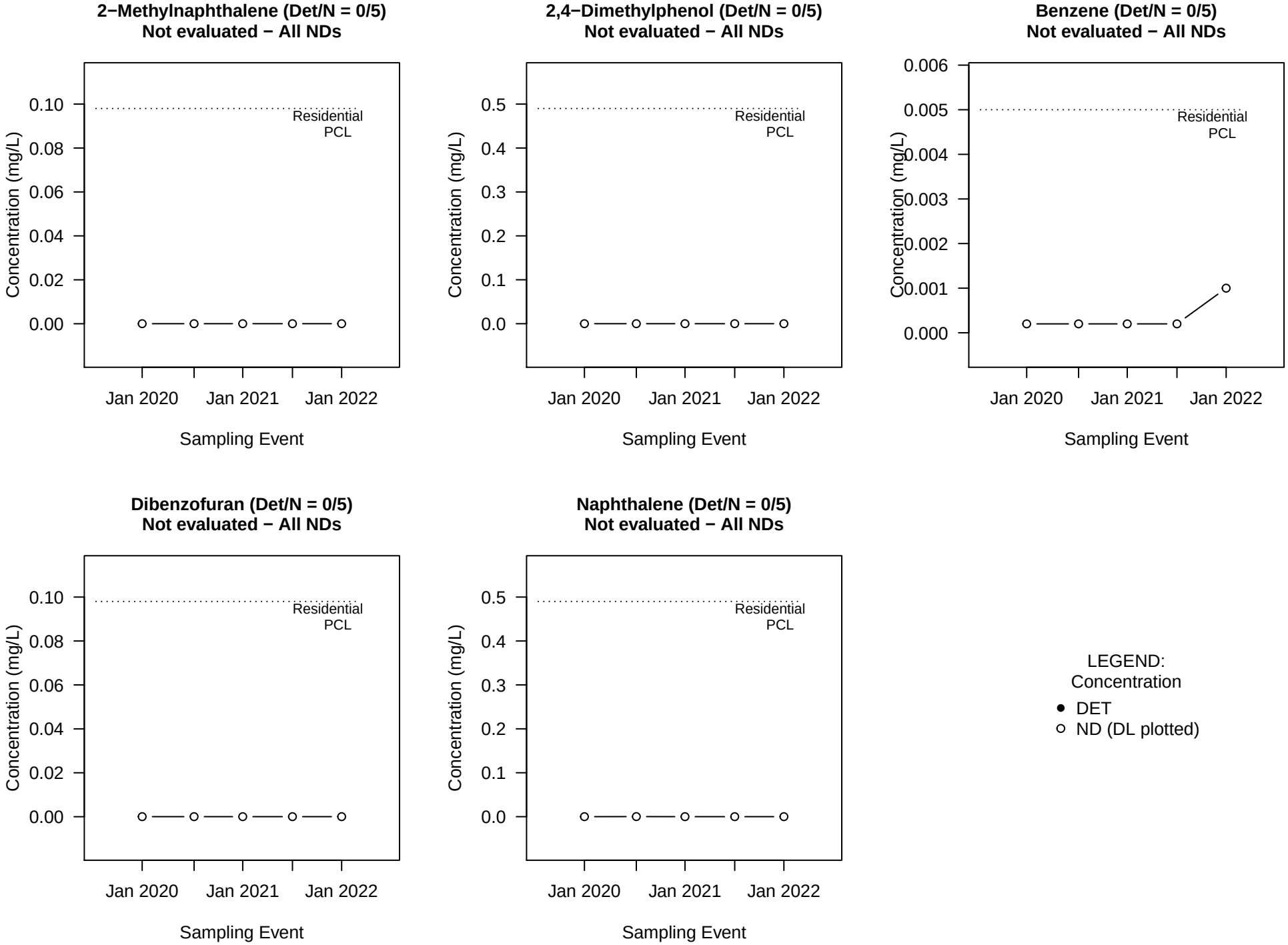

NOTE: A p−value<0.05 indicates a statistically significant trend.
A p−value is the probability, if no trend is present, that we'd observe such an increasing or decreasing trend.

Mann−Kendall Trend Tests for MW−98A

2−Methylnaphthalene (Det/N = 0/5)
Not evaluated (all concentrations are identical)

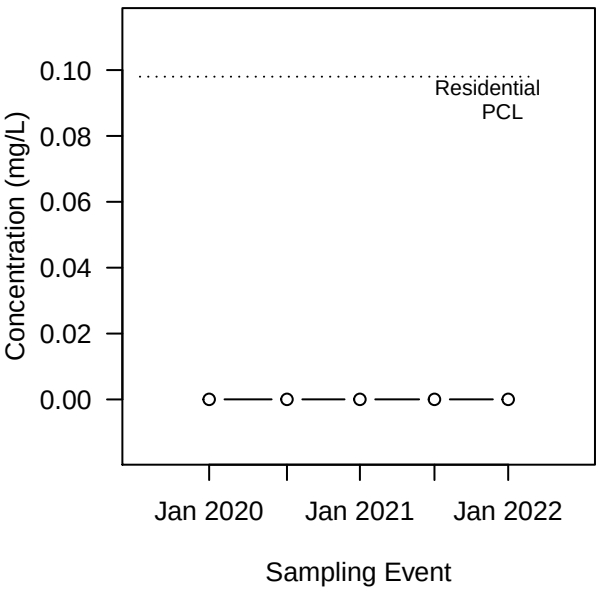

2,4−Dimethylphenol (Det/N = 1/5)
Stable
(p−value=0.144 and CV=0.36)

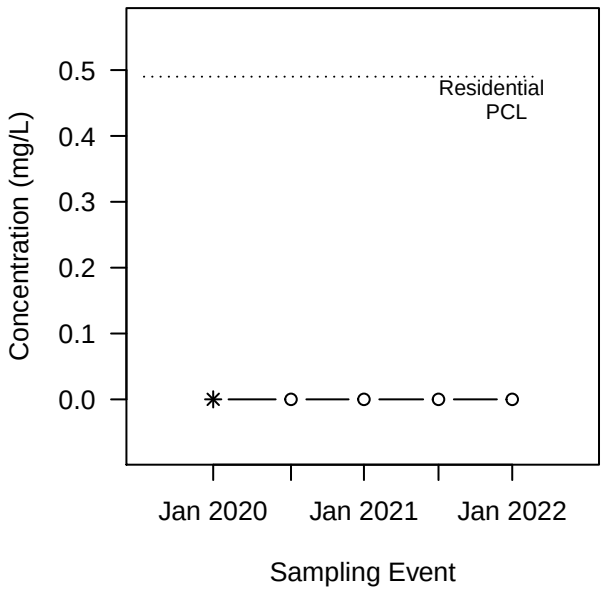

Benzene (Det/N = 1/5)
Stable
(p−value=0.362 and CV=0.086)

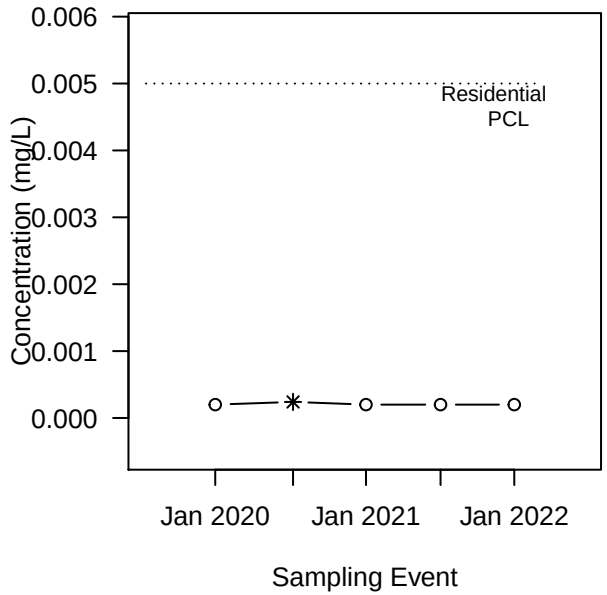

Dibenzofuran (Det/N = 1/5)
No Trend
(p−value=0.5 and CV=0.45)

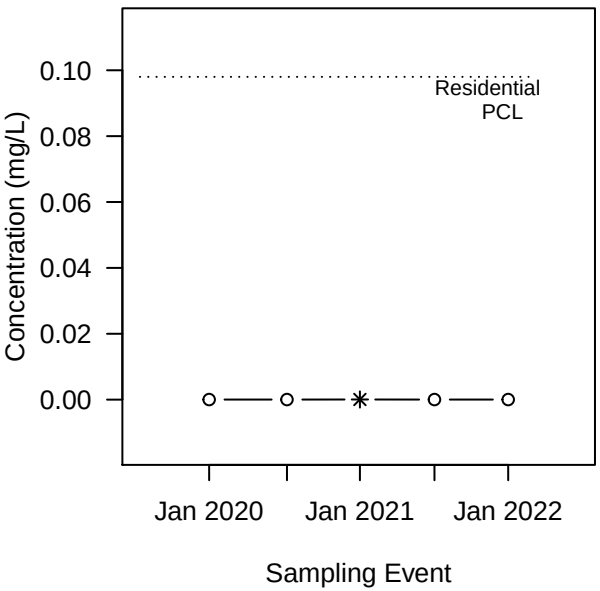

Naphthalene (Det/N = 3/5)
No Trend
(p−value=0.5 and CV=0.54)

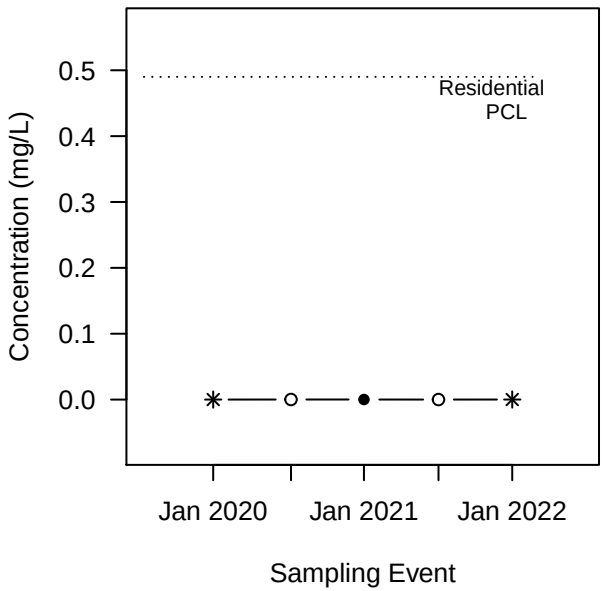

LEGEND:
Concentration

- ● DET
- ✳ DET, J−flagged
- ○ ND (DL plotted)

NOTE: A p−value<0.05 indicates a statistically significant trend.
A p−value is the probability, if no trend is present, that we'd observe such an increasing or decreasing trend.

Mann−Kendall Trend Tests for MW−22AR

2−Methylnaphthalene (Det/N = 0/10)
Not evaluated − All NDs

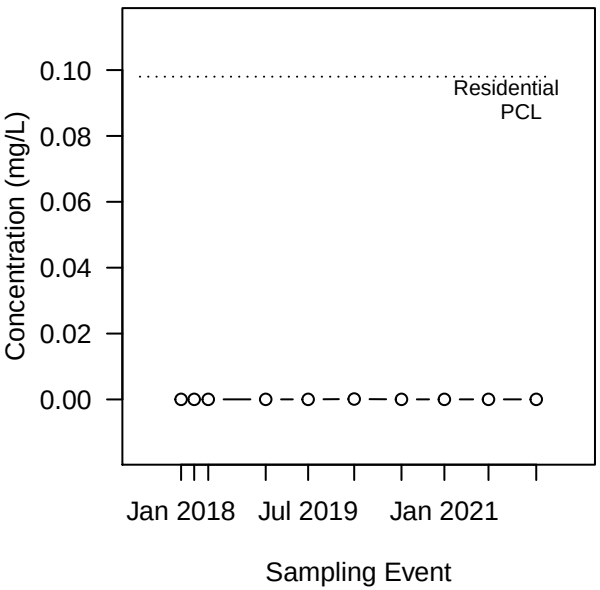

2,4−Dimethylphenol (Det/N = 0/10)
Not evaluated − All NDs

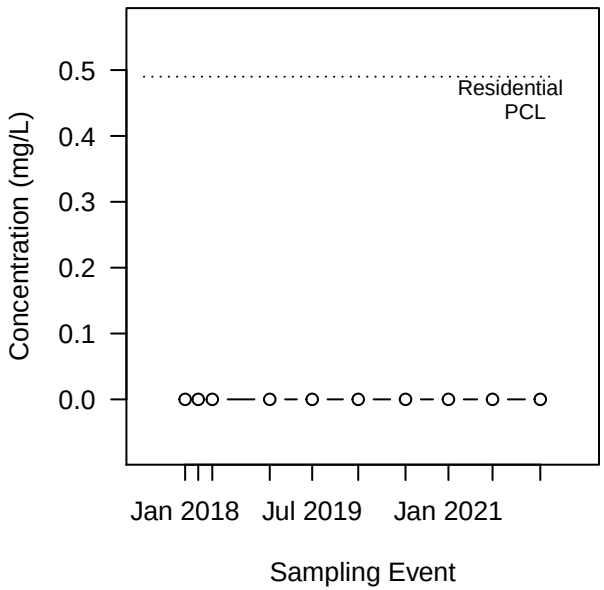

Benzene (Det/N = 0/10)
Not evaluated (all concentrations are identical)

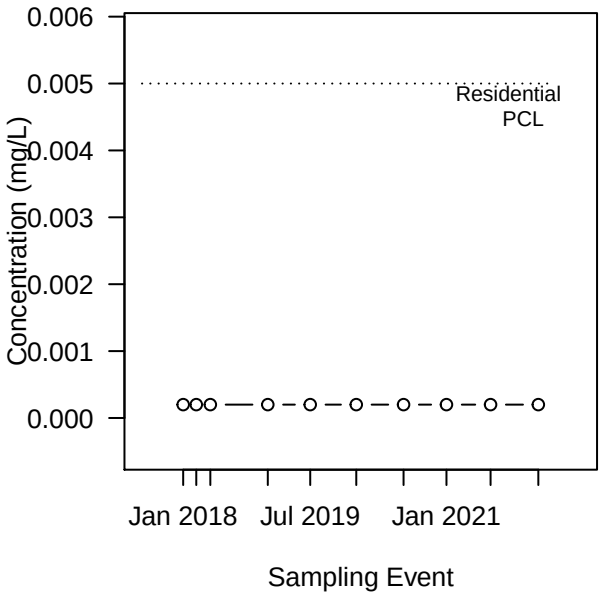

Dibenzofuran (Det/N = 1/10)
No Trend
(p−value=0.364 and CV=1.2)

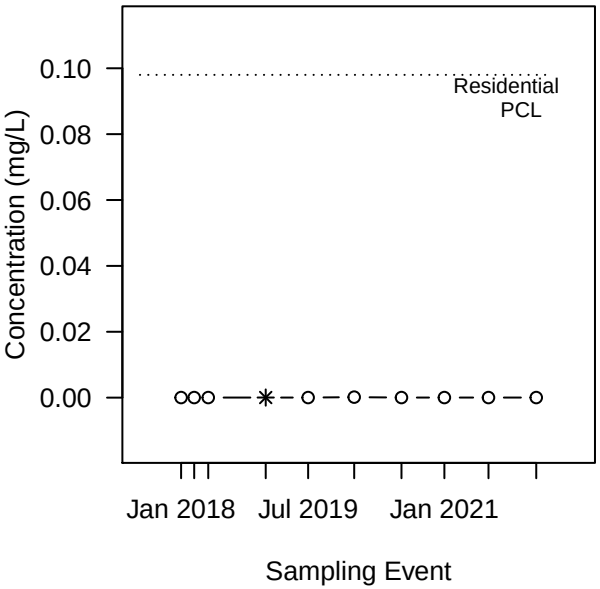

Naphthalene (Det/N = 2/10)
No Trend
(p−value=0.398 and CV=1.3)

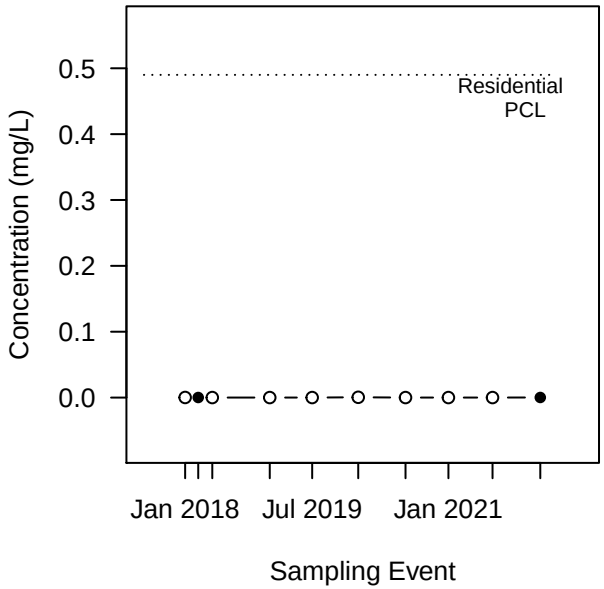

LEGEND:
Concentration

- ● DET
- ✳ DET, J−flagged
- ○ ND (DL plotted)

NOTE: A p−value<0.05 indicates a statistically significant trend.
A p−value is the probability, if no trend is present, that we'd observe such an increasing or decreasing trend.

Mann−Kendall Trend Tests for MW−25A

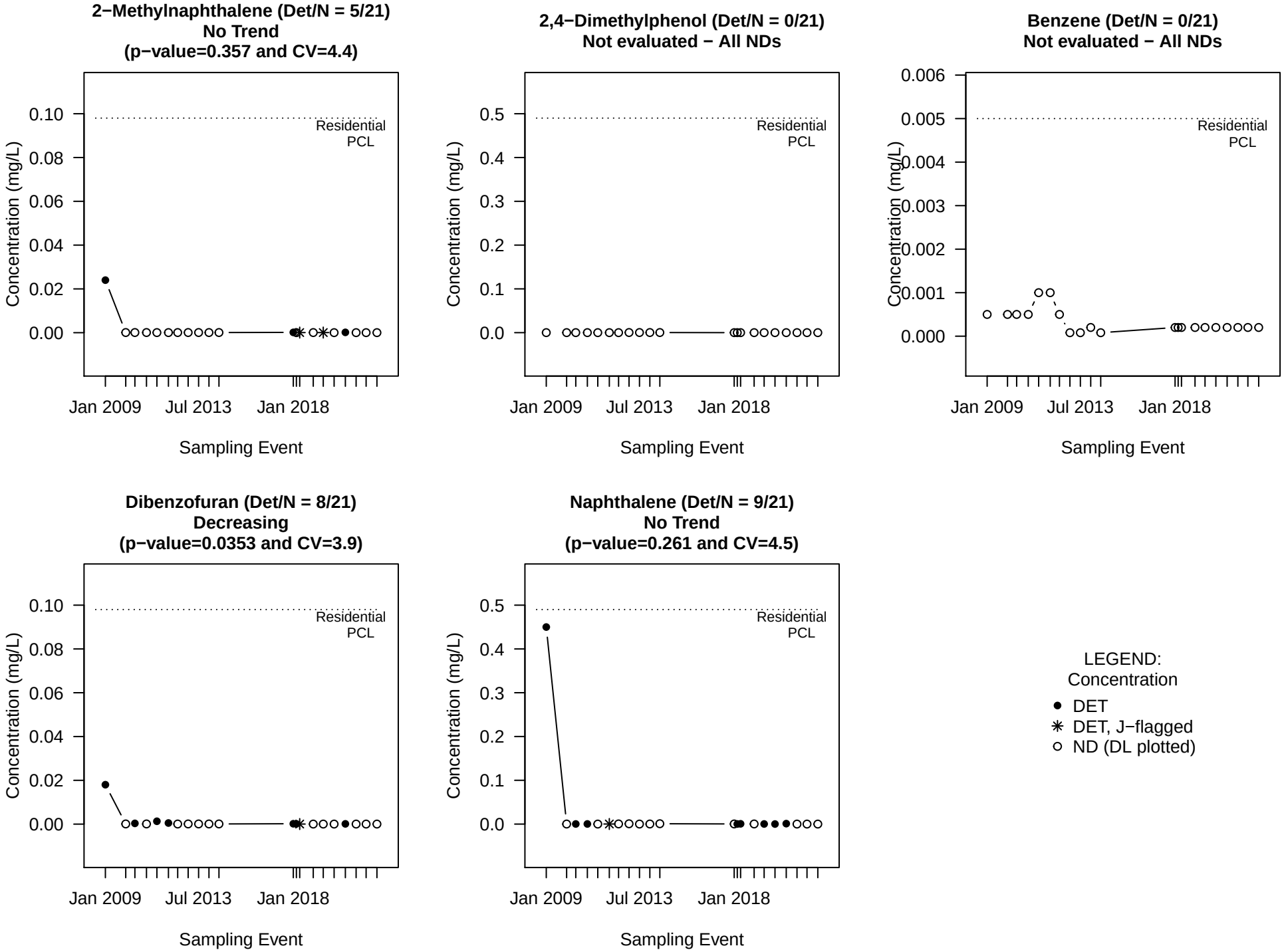

NOTE: A p−value<0.05 indicates a statistically significant trend.
A p−value is the probability, if no trend is present, that we'd observe such an increasing or decreasing trend.

Mann−Kendall Trend Tests for MW−26A

2−Methylnaphthalene (Det/N = 8/21)
Probably Decreasing
(p−value=0.0992 and CV=2.4)

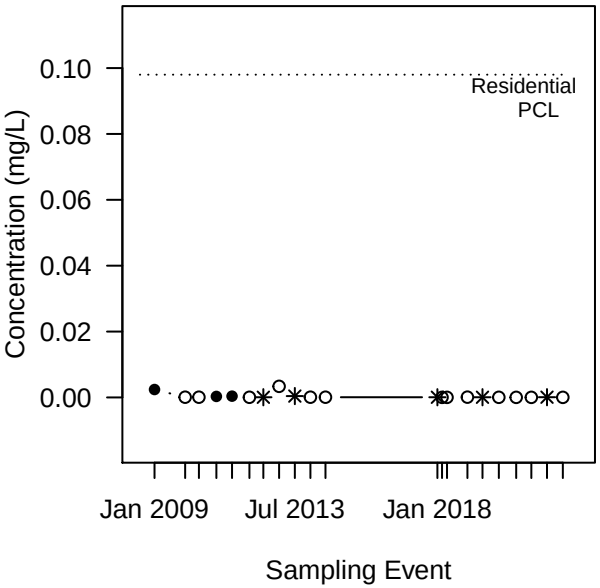

2,4−Dimethylphenol (Det/N = 3/21)
No Trend
(p−value=0.46 and CV=3.9)

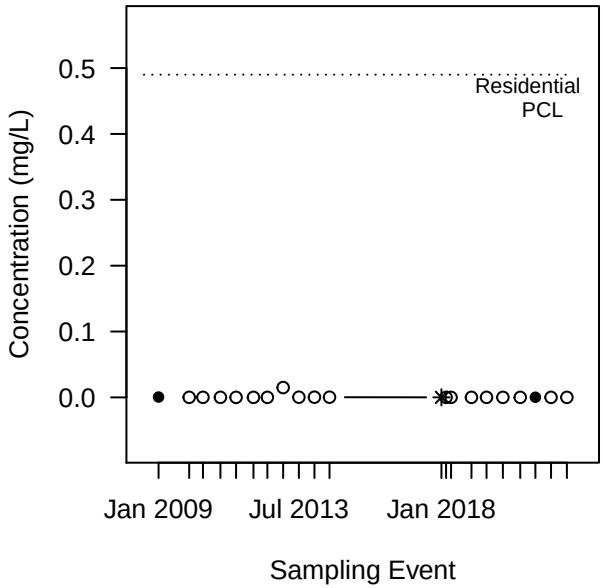

Benzene (Det/N = 9/24)
Probably Decreasing
(p−value=0.0542 and CV=2.5)

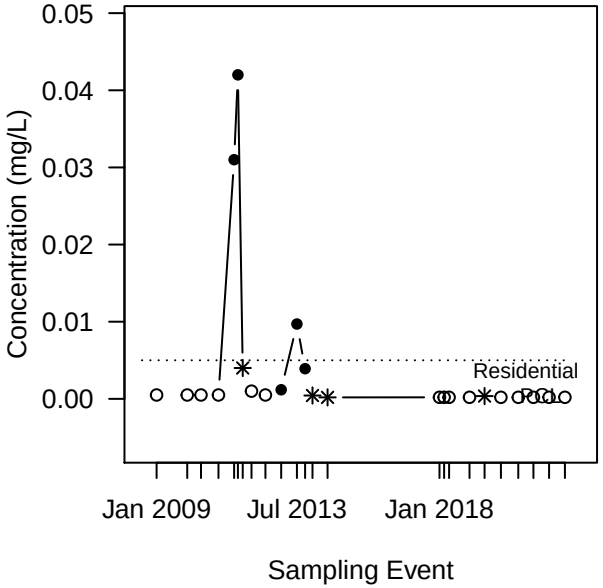

Dibenzofuran (Det/N = 14/21)
Decreasing
(p−value=0.00126 and CV=2.3)

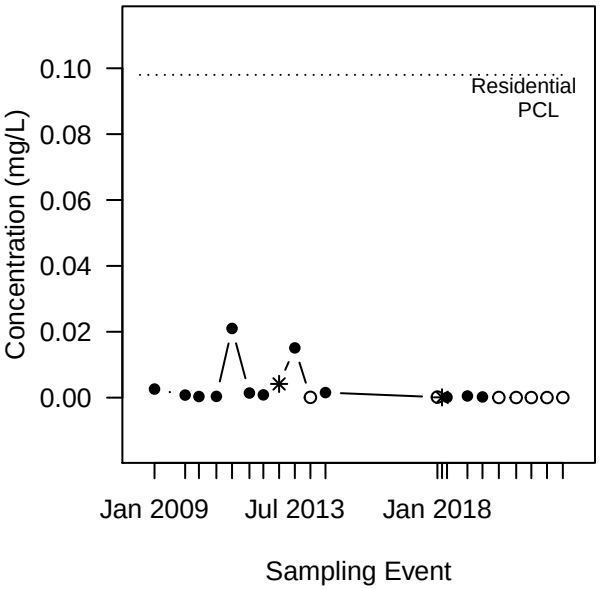

Naphthalene (Det/N = 8/21)
Decreasing
(p−value=0.0238 and CV=1.6)

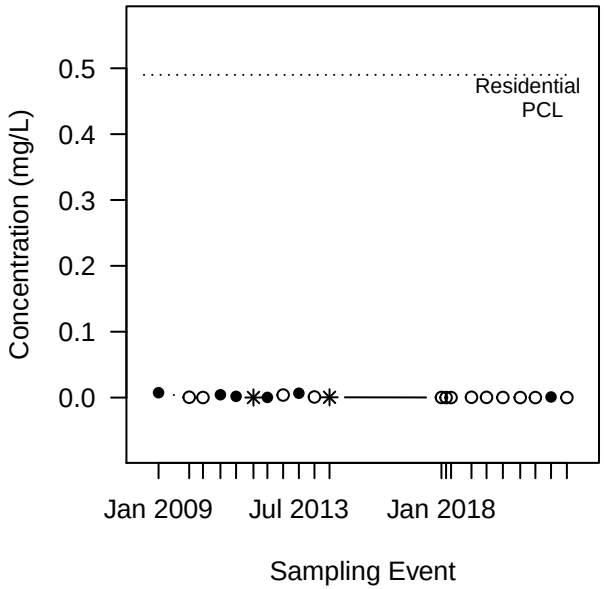

LEGEND:
Concentration

- ● DET
- ✳ DET, J−flagged
- ○ ND (DL plotted)

NOTE: A p−value<0.05 indicates a statistically significant trend.
A p−value is the probability, if no trend is present, that we'd observe such an increasing or decreasing trend.

Mann−Kendall Trend Tests for MW−27A

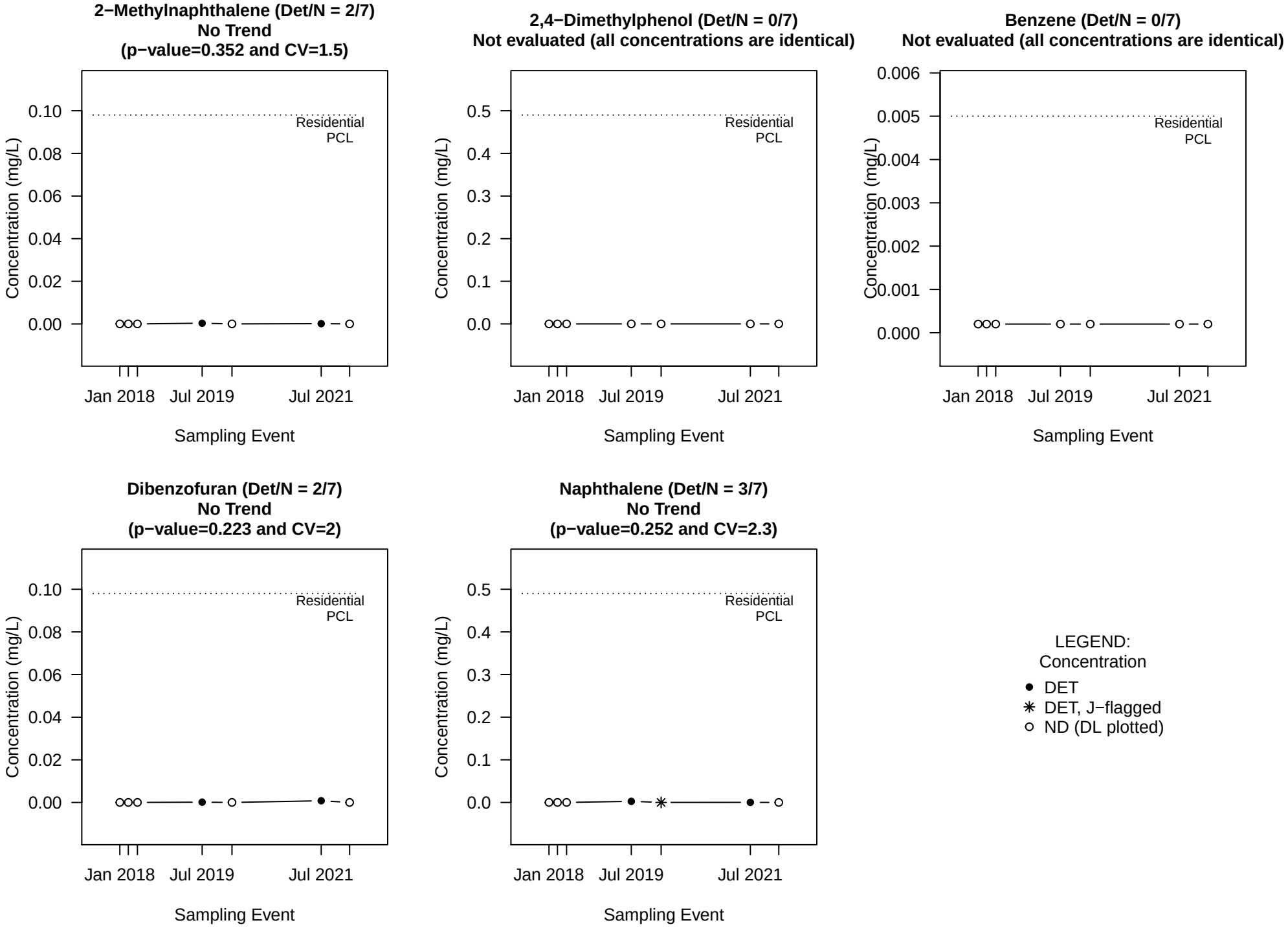

NOTE: A p−value<0.05 indicates a statistically significant trend.
A p−value is the probability, if no trend is present, that we'd observe such an increasing or decreasing trend.

Mann−Kendall Trend Tests for MW−28A

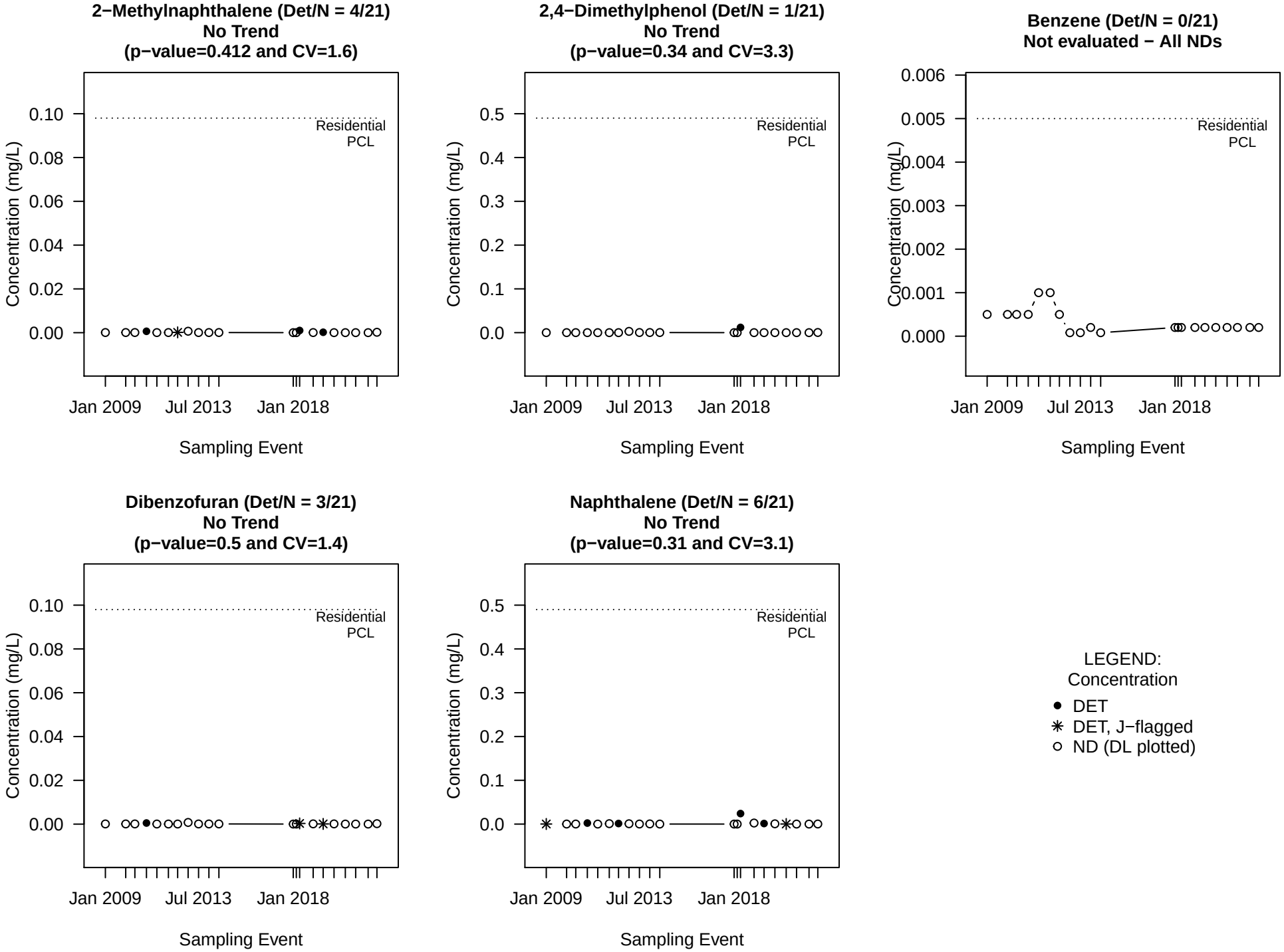

NOTE: A p−value<0.05 indicates a statistically significant trend.
A p−value is the probability, if no trend is present, that we'd observe such an increasing or decreasing trend.

Mann−Kendall Trend Tests for MW−32AR

2−Methylnaphthalene (Det/N = 9/16)
Probably Decreasing
(p−value=0.0853 and CV=3.6)

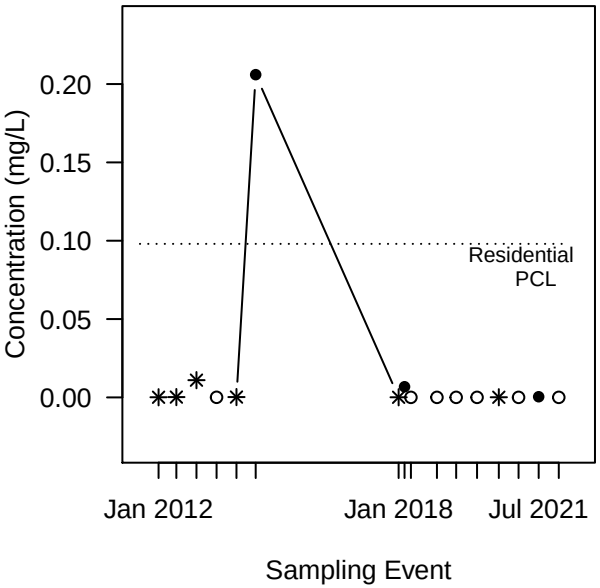

2,4−Dimethylphenol (Det/N = 6/16)
Probably Decreasing
(p−value=0.0878 and CV=3.2)

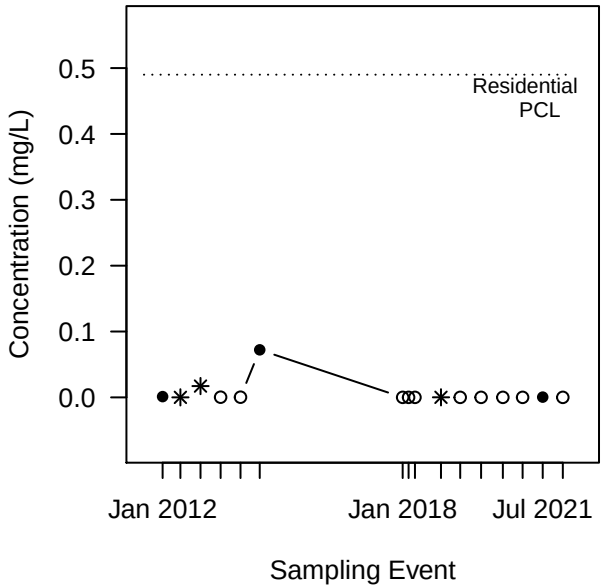

Benzene (Det/N = 3/16)
Probably Decreasing
(p−value=0.0625 and CV=2.6)

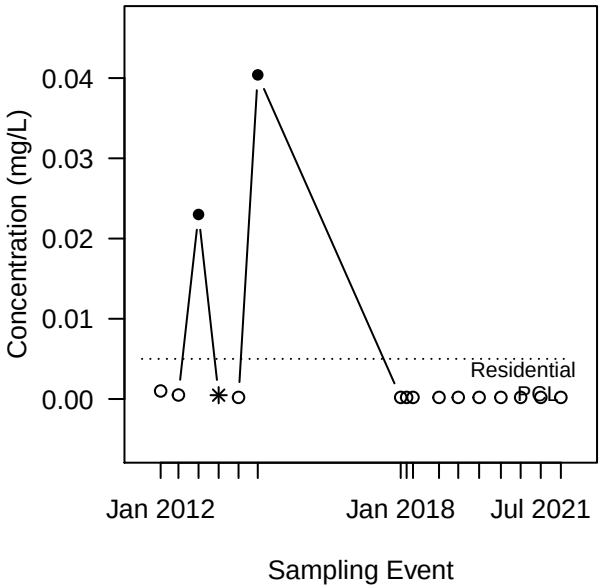

Dibenzofuran (Det/N = 10/16)
Decreasing
(p−value=0.0102 and CV=3)

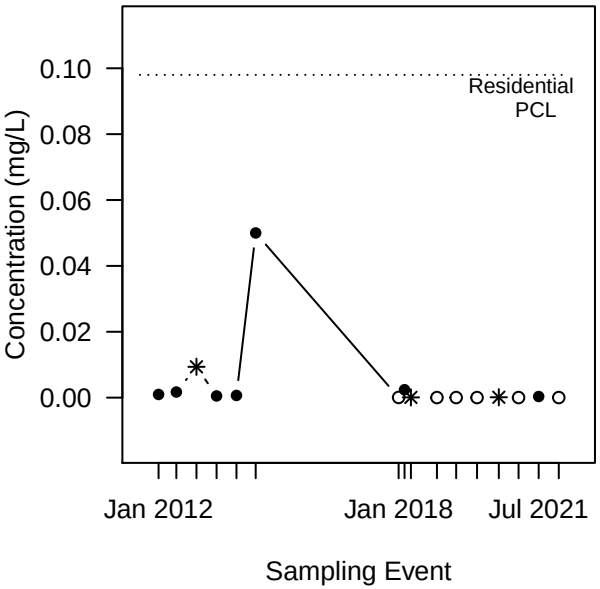

Naphthalene (Det/N = 10/16)
Probably Decreasing
(p−value=0.0689 and CV=3.6)

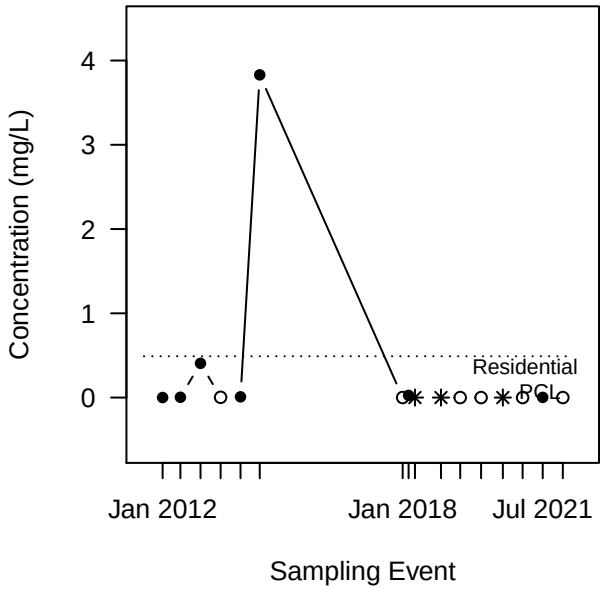

LEGEND:
Concentration

- ● DET
- ✳ DET, J−flagged
- ○ ND (DL plotted)

NOTE: A p−value<0.05 indicates a statistically significant trend.
A p−value is the probability, if no trend is present, that we'd observe such an increasing or decreasing trend.

Mann−Kendall Trend Tests for MW−33A

2−Methylnaphthalene (Det/N = 11/21)
Decreasing
(p−value=0.0124 and CV=2.4)

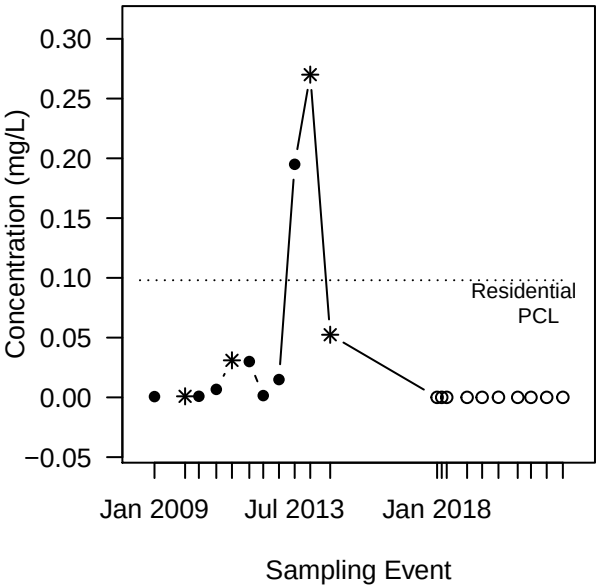

2,4−Dimethylphenol (Det/N = 7/21)
No Trend
(p−value=0.123 and CV=3.1)

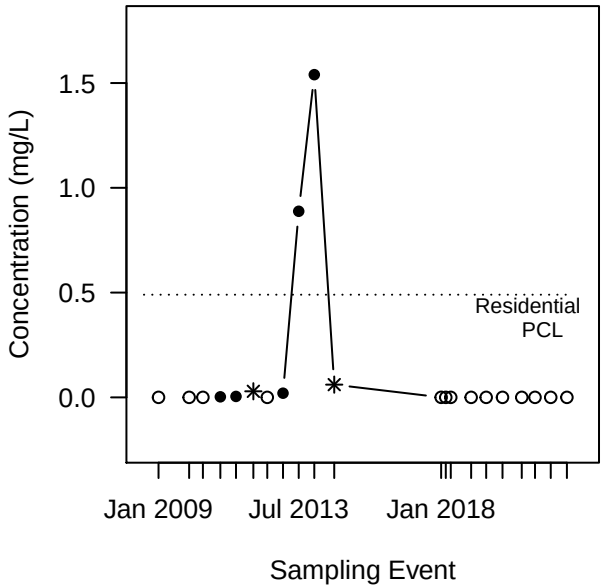

Benzene (Det/N = 11/21)
Decreasing
(p−value=0.00514 and CV=2.6)

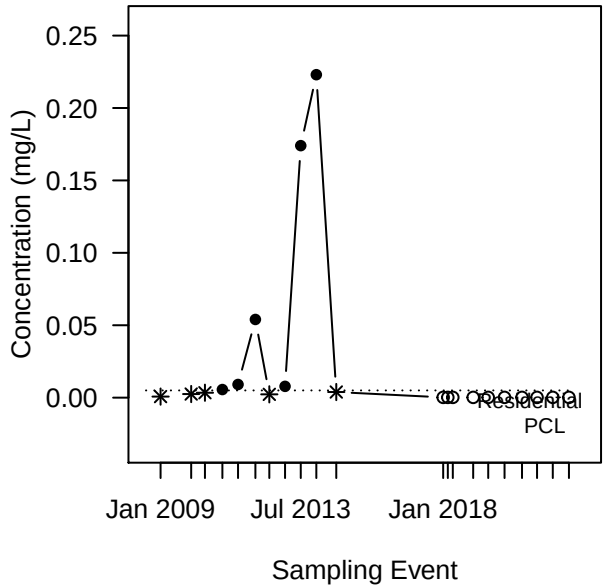

Dibenzofuran (Det/N = 16/21)
Decreasing
(p−value=0.0132 and CV=2.3)

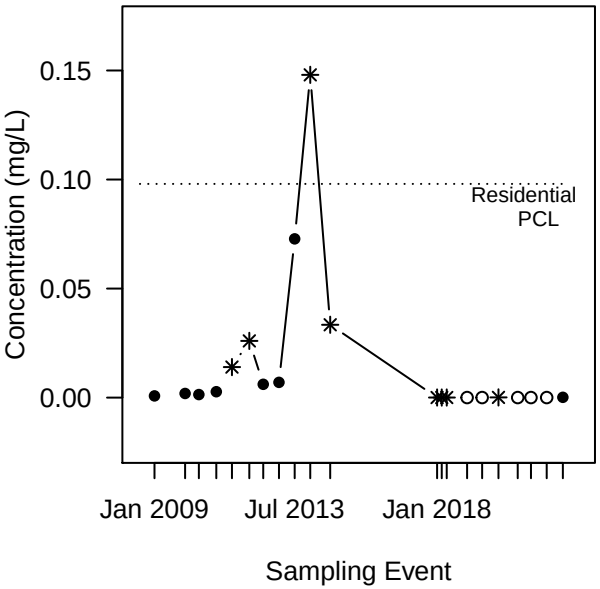

Naphthalene (Det/N = 12/21)
Decreasing
(p−value=0.00634 and CV=2.4)

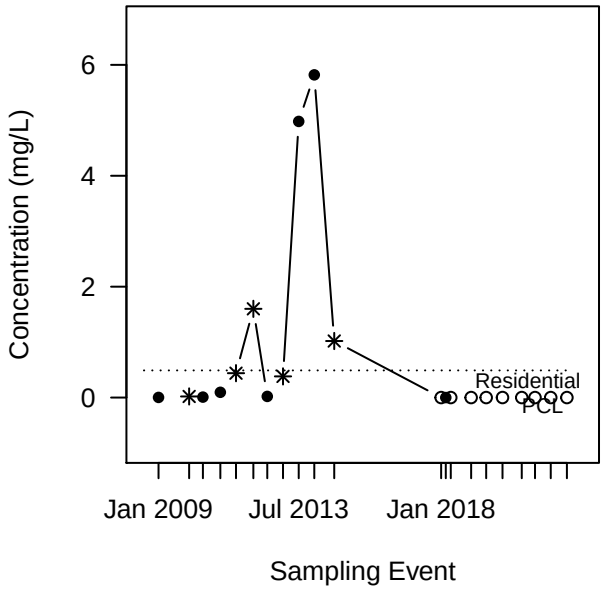

LEGEND:
Concentration

- ● DET
- ✳ DET, J−flagged
- ○ ND (DL plotted)

NOTE: A p−value<0.05 indicates a statistically significant trend.
A p−value is the probability, if no trend is present, that we'd observe such an increasing or decreasing trend.

Mann−Kendall Trend Tests for MW−35A

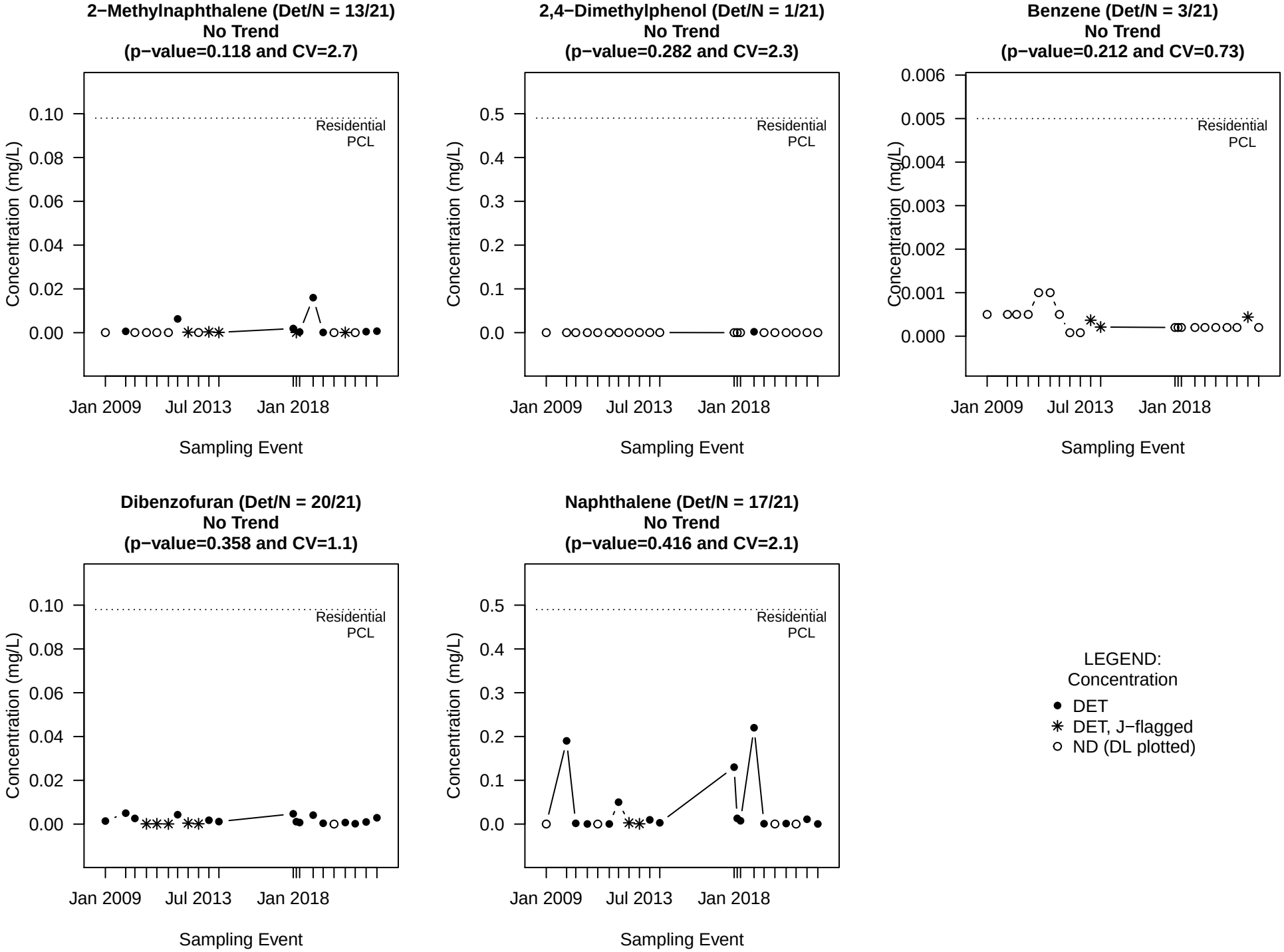

NOTE: A p−value<0.05 indicates a statistically significant trend.
A p−value is the probability, if no trend is present, that we'd observe such an increasing or decreasing trend.

Mann−Kendall Trend Tests for MW−36A

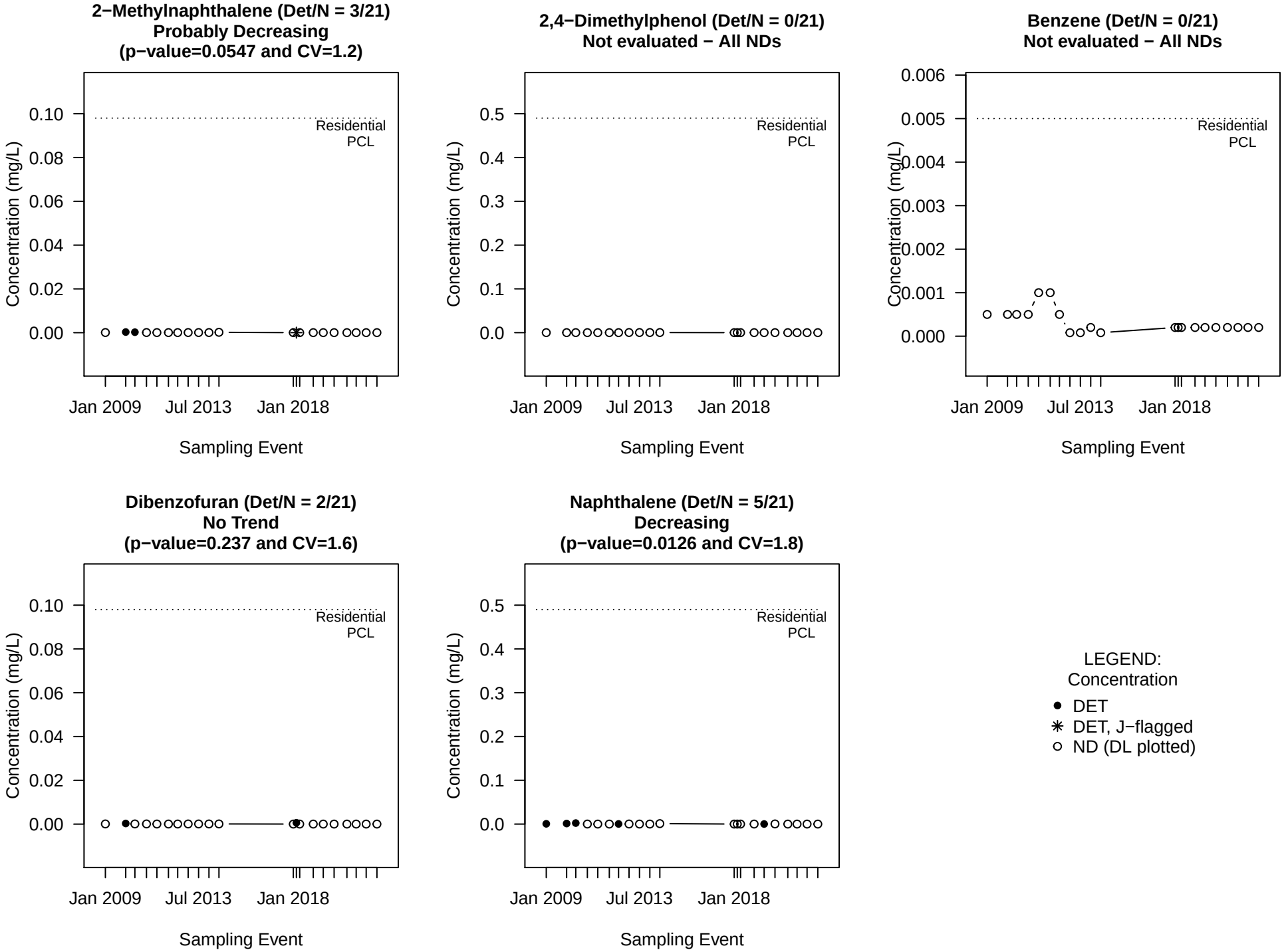

NOTE: A p−value<0.05 indicates a statistically significant trend.
A p−value is the probability, if no trend is present, that we'd observe such an increasing or decreasing trend.

Mann−Kendall Trend Tests for MW−38A

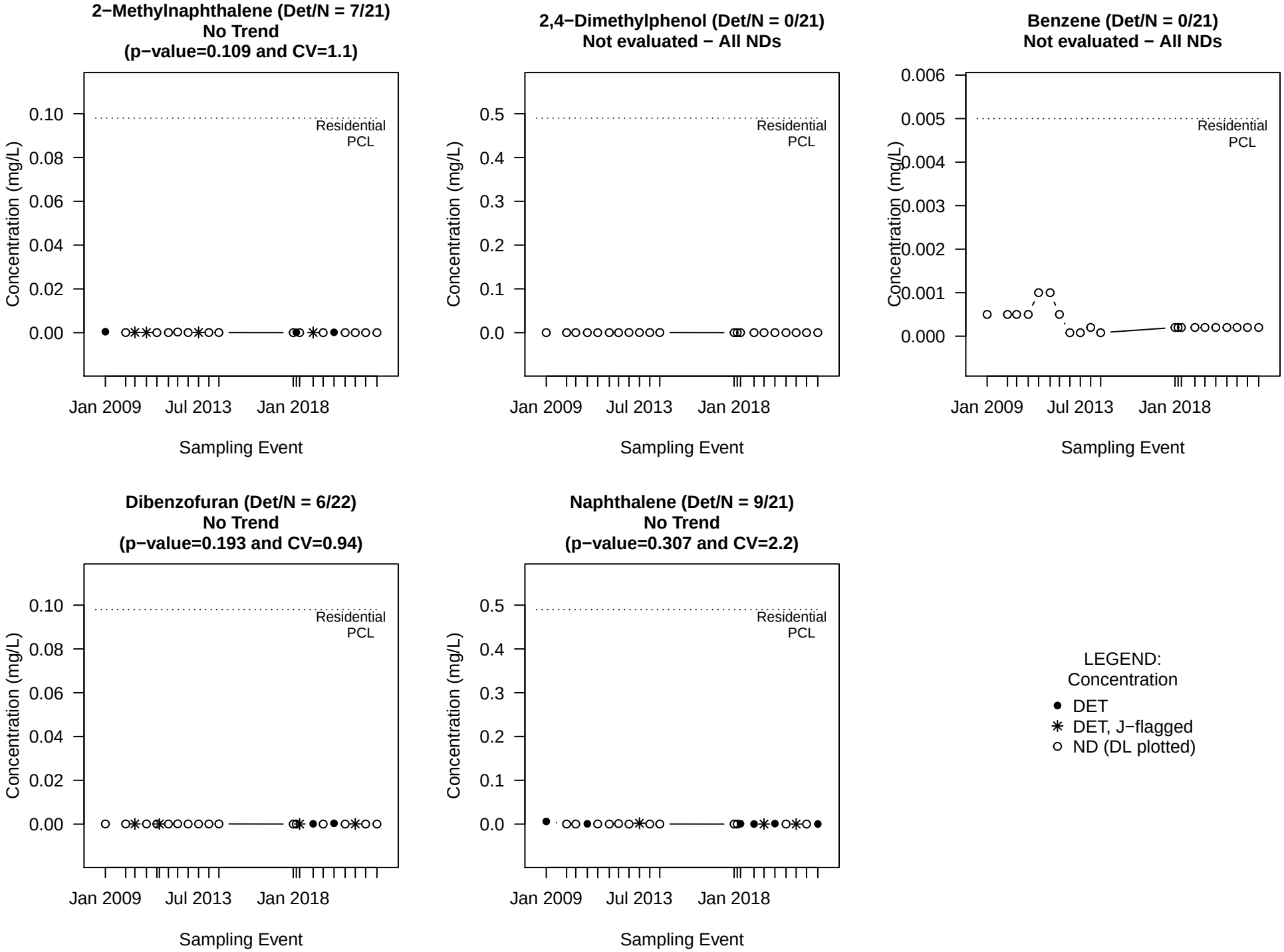

NOTE: A p−value<0.05 indicates a statistically significant trend.
A p−value is the probability, if no trend is present, that we'd observe such an increasing or decreasing trend.

Mann−Kendall Trend Tests for MW−44A

2−Methylnaphthalene (Det/N = 11/21)
Probably Decreasing
(p−value=0.079 and CV=3.3)

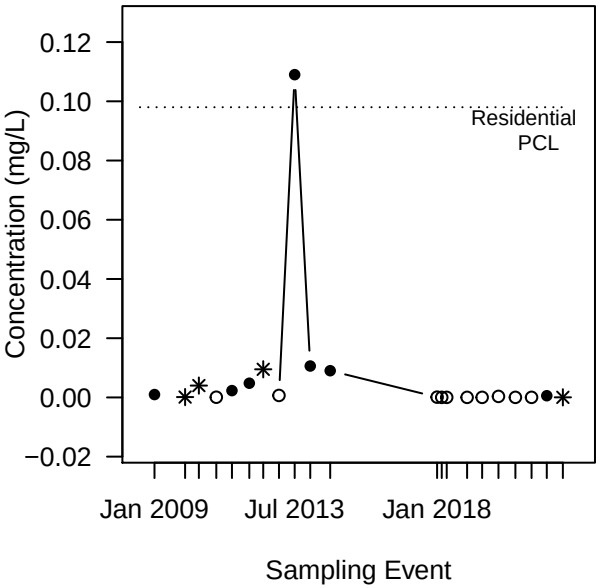

2,4−Dimethylphenol (Det/N = 1/21)
No Trend
(p−value=0.142 and CV=2.2)

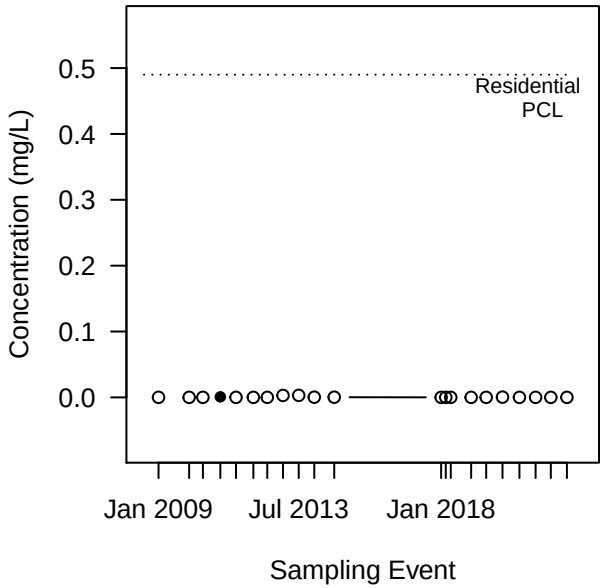

Benzene (Det/N = 9/21)
Decreasing
(p−value=0.0156 and CV=1.3)

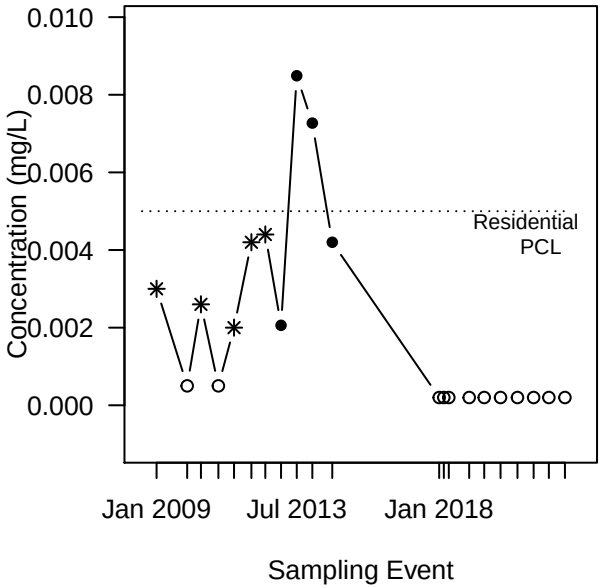

Dibenzofuran (Det/N = 13/21)
Decreasing
(p−value=0.000539 and CV=2.3)

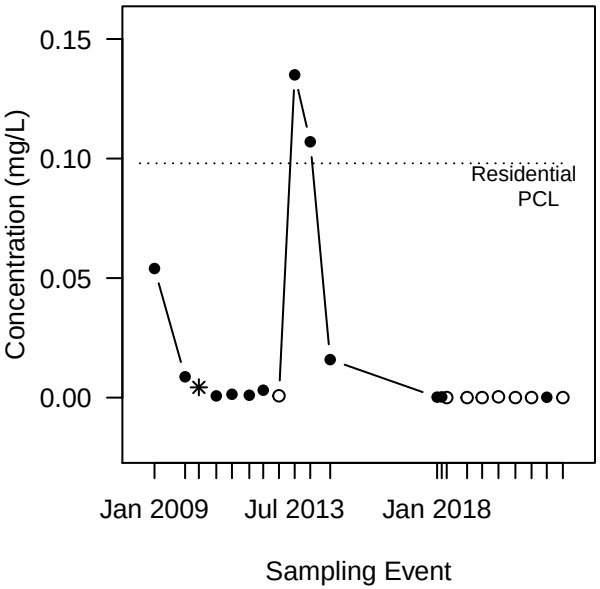

Naphthalene (Det/N = 13/21)
Decreasing
(p−value=0.0185 and CV=2.7)

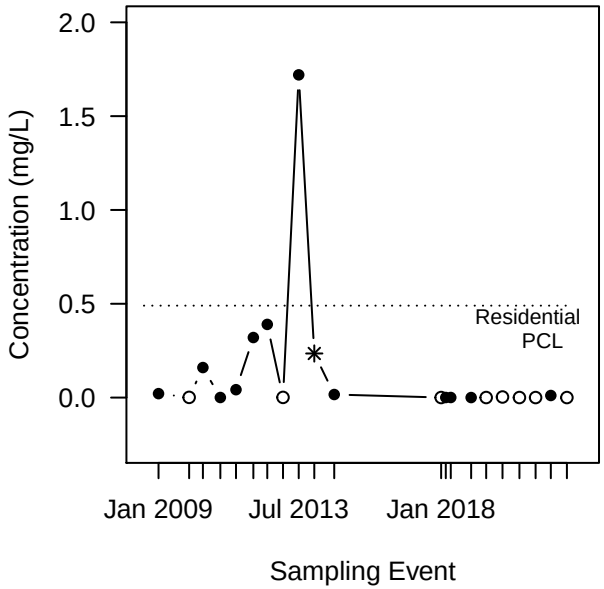

LEGEND:
Concentration

- ● DET
- ✳ DET, J−flagged
- ○ ND (DL plotted)

NOTE: A p−value<0.05 indicates a statistically significant trend.
A p−value is the probability, if no trend is present, that we'd observe such an increasing or decreasing trend.

Mann−Kendall Trend Tests for MW−47A

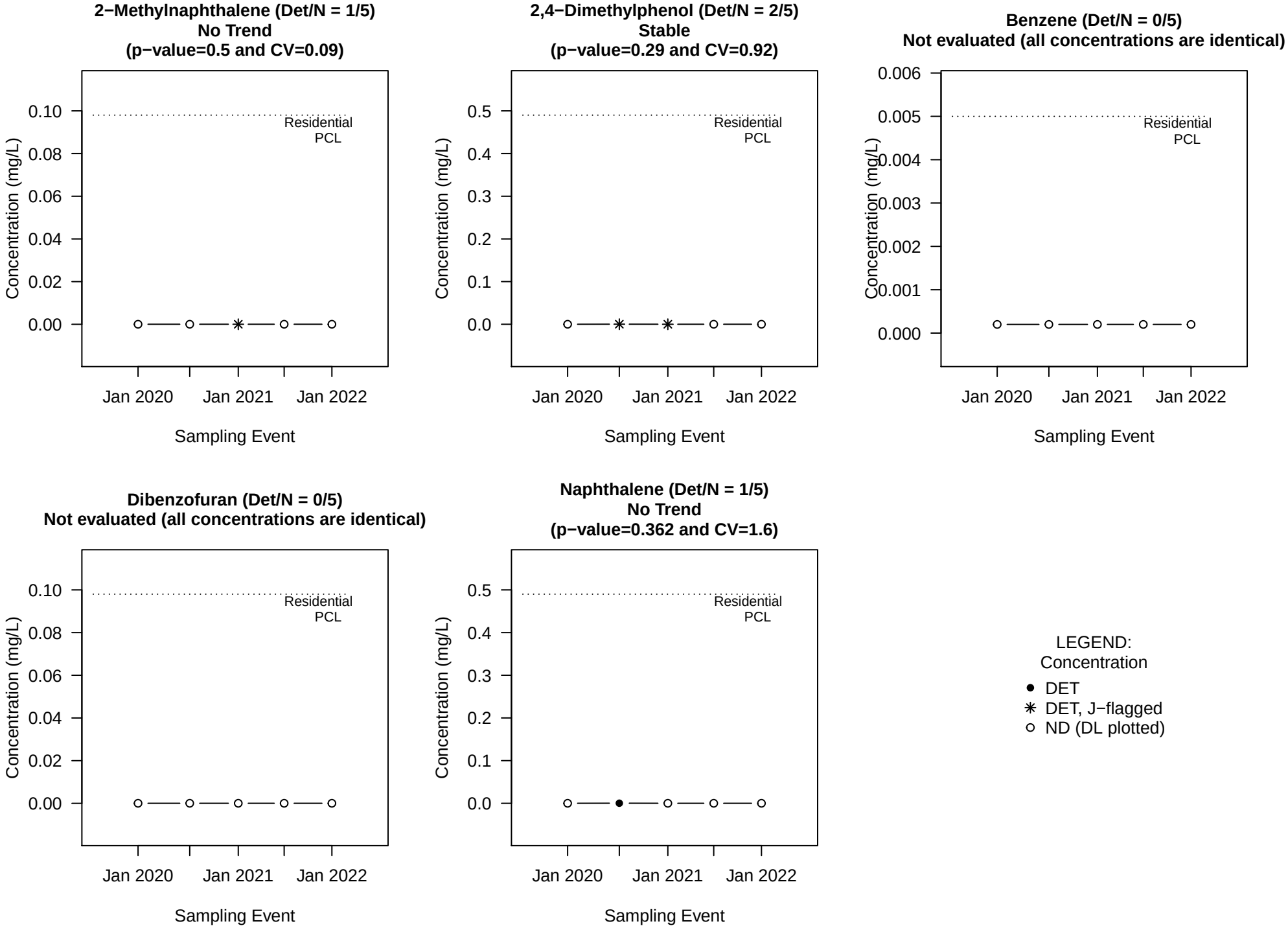

NOTE: A p−value<0.05 indicates a statistically significant trend.
A p−value is the probability, if no trend is present, that we'd observe such an increasing or decreasing trend.

Mann−Kendall Trend Tests for MW−59A

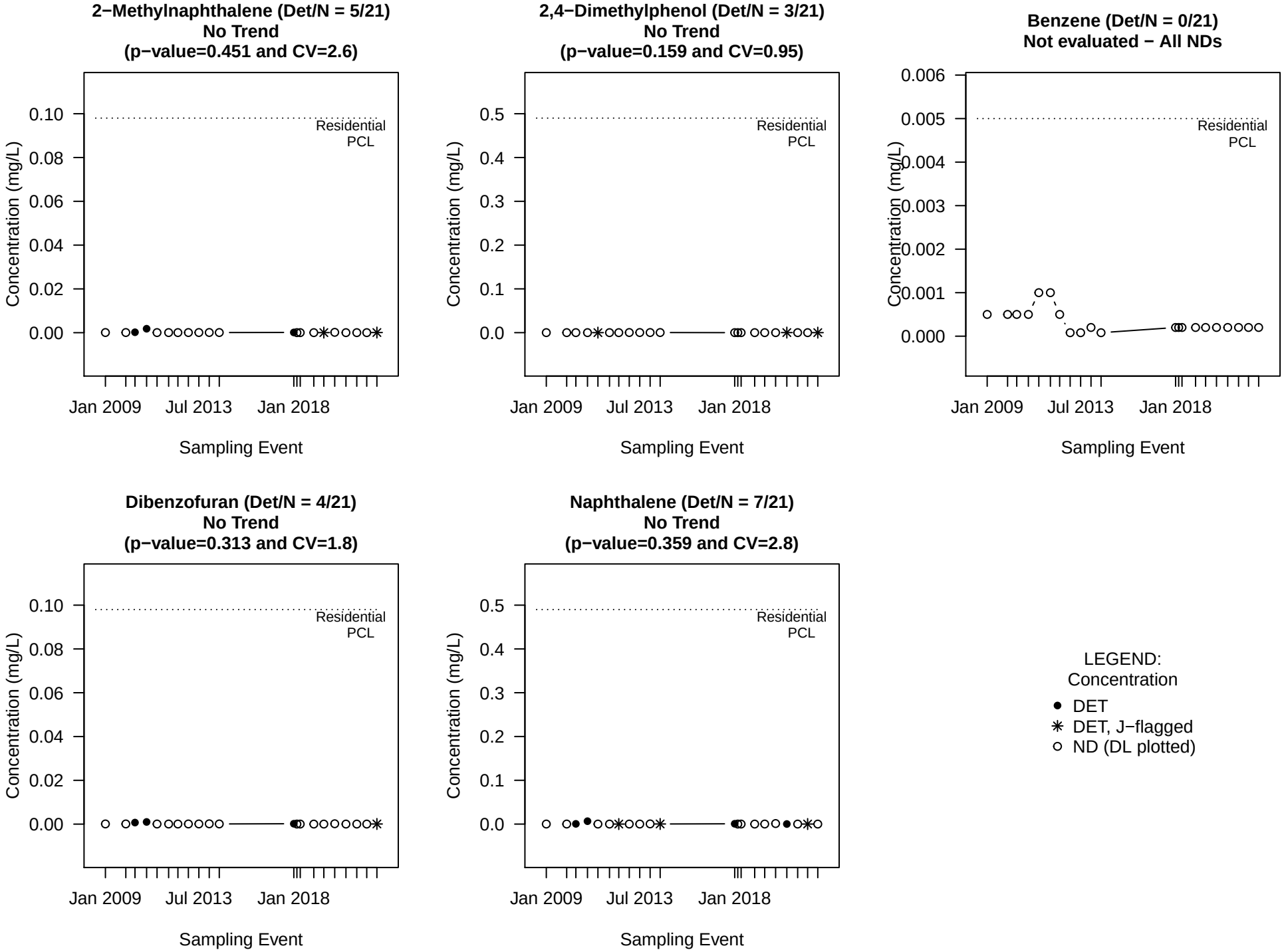

NOTE: A p−value<0.05 indicates a statistically significant trend.
A p−value is the probability, if no trend is present, that we'd observe such an increasing or decreasing trend.

Mann−Kendall Trend Tests for MW−60A

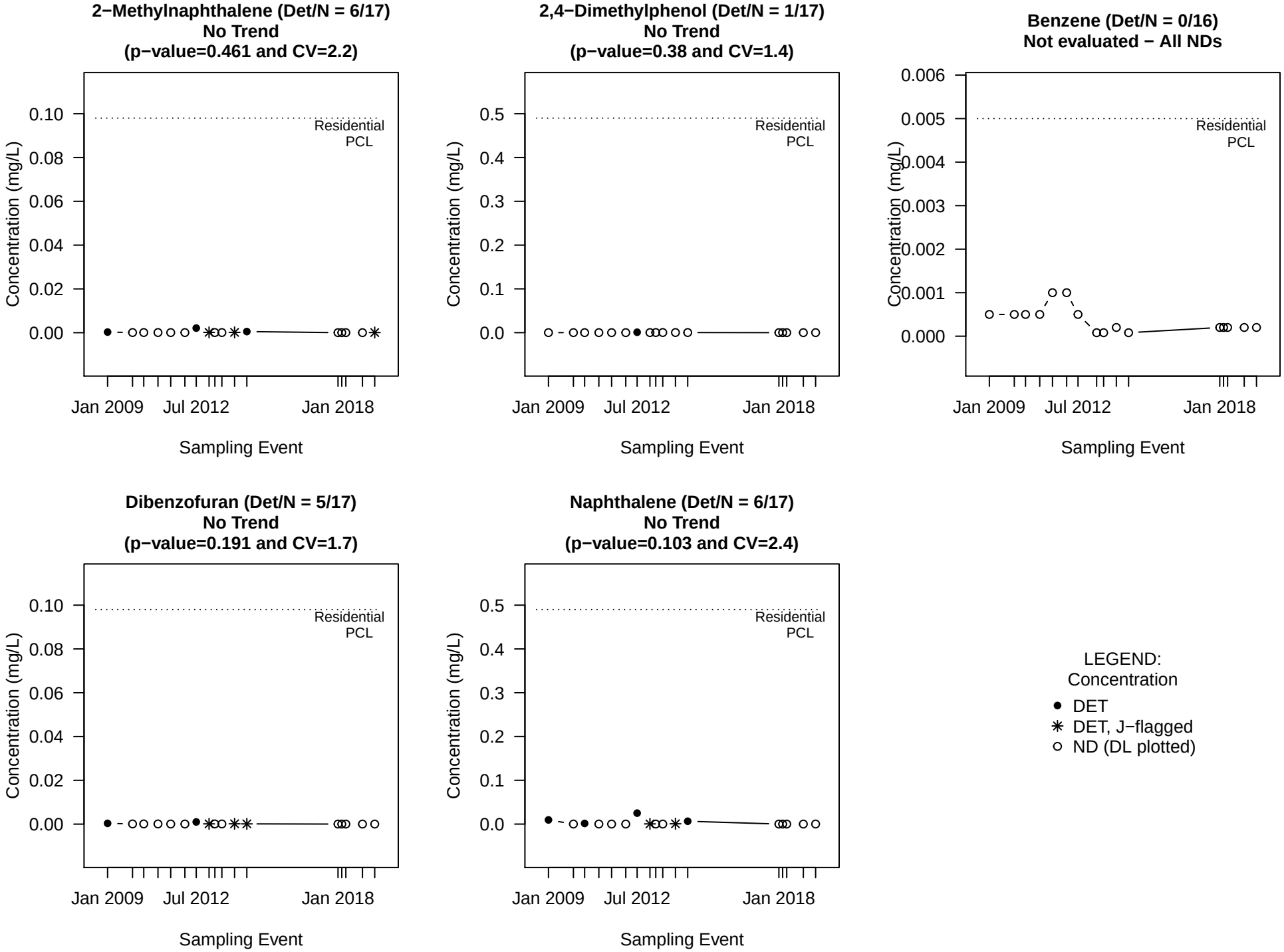

NOTE: A p−value<0.05 indicates a statistically significant trend.
A p−value is the probability, if no trend is present, that we'd observe such an increasing or decreasing trend.

Mann−Kendall Trend Tests for MW−60AR

2−Methylnaphthalene (Det/N = 0/5)
Not evaluated (all concentrations are identical)

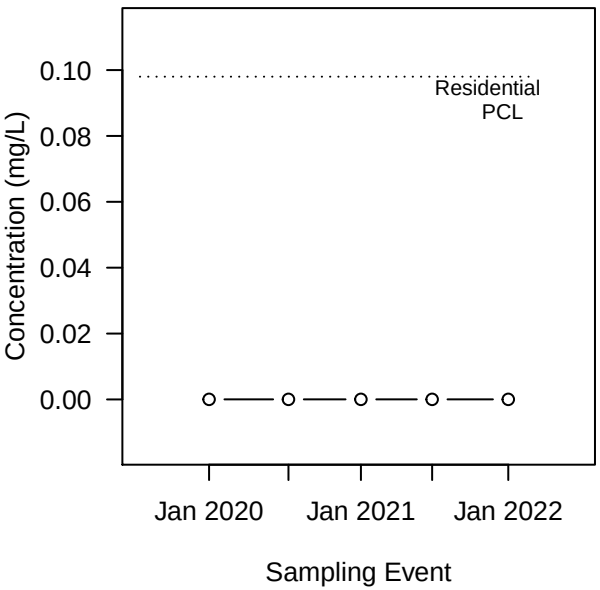

2,4−Dimethylphenol (Det/N = 1/5)
No Trend
(p−value=0.144 and CV=0.58)

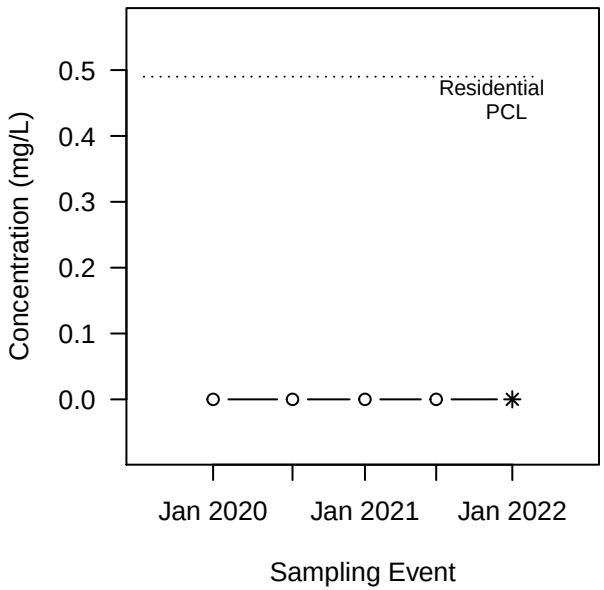

Benzene (Det/N = 0/5)
Not evaluated (all concentrations are identical)

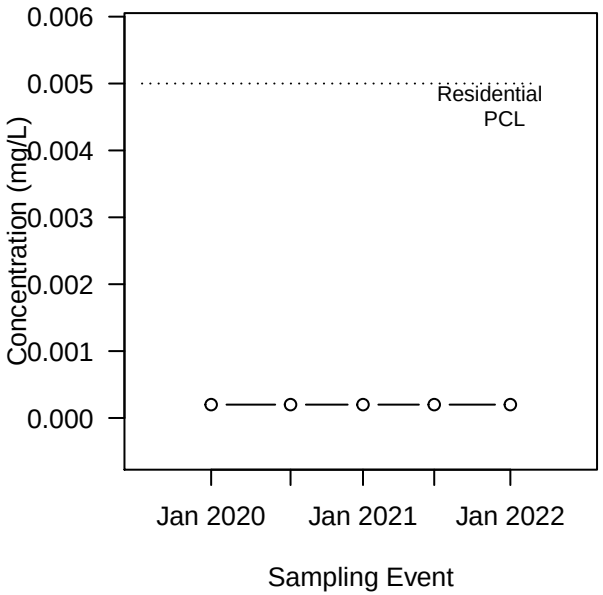

Dibenzofuran (Det/N = 1/5)
No Trend
(p−value=0.362 and CV=0.76)

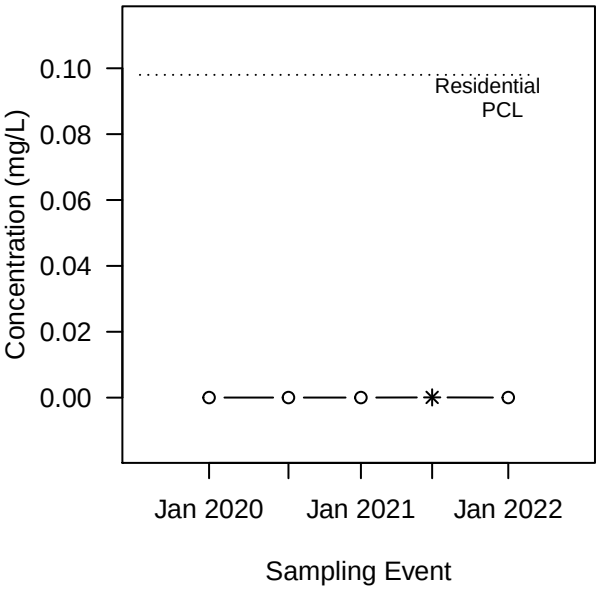

Naphthalene (Det/N = 1/5)
No Trend
(p−value=0.362 and CV=0.37)

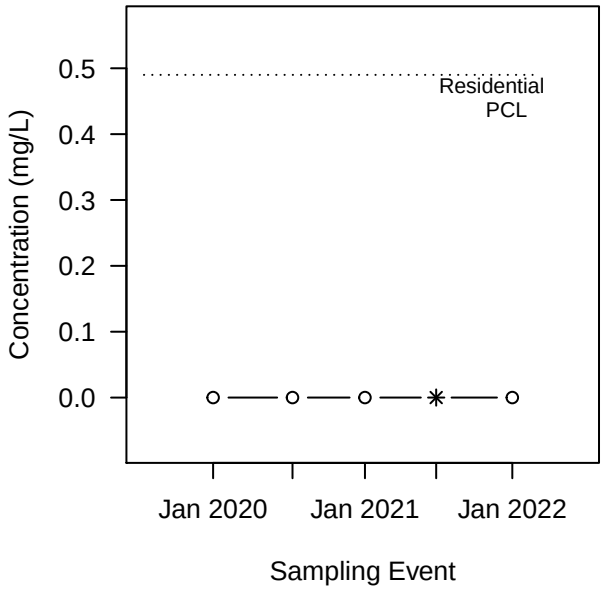

LEGEND:
Concentration

- ● DET
- ✳ DET, J−flagged
- ○ ND (DL plotted)

NOTE: A p−value<0.05 indicates a statistically significant trend.
A p−value is the probability, if no trend is present, that we'd observe such an increasing or decreasing trend.

Mann−Kendall Trend Tests for MW−61A

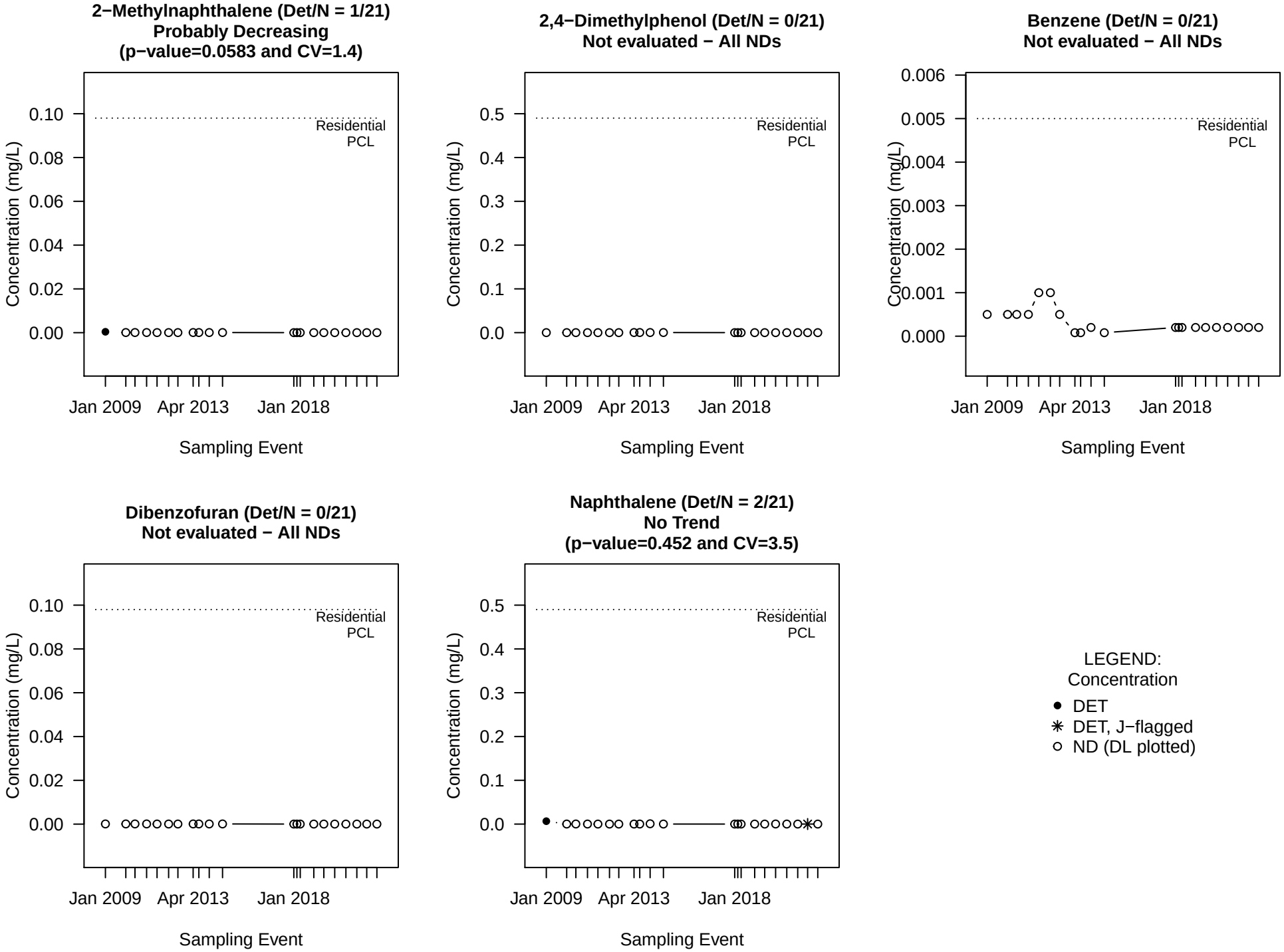

NOTE: A p−value<0.05 indicates a statistically significant trend.
A p−value is the probability, if no trend is present, that we'd observe such an increasing or decreasing trend.

Mann−Kendall Trend Tests for MW−68A

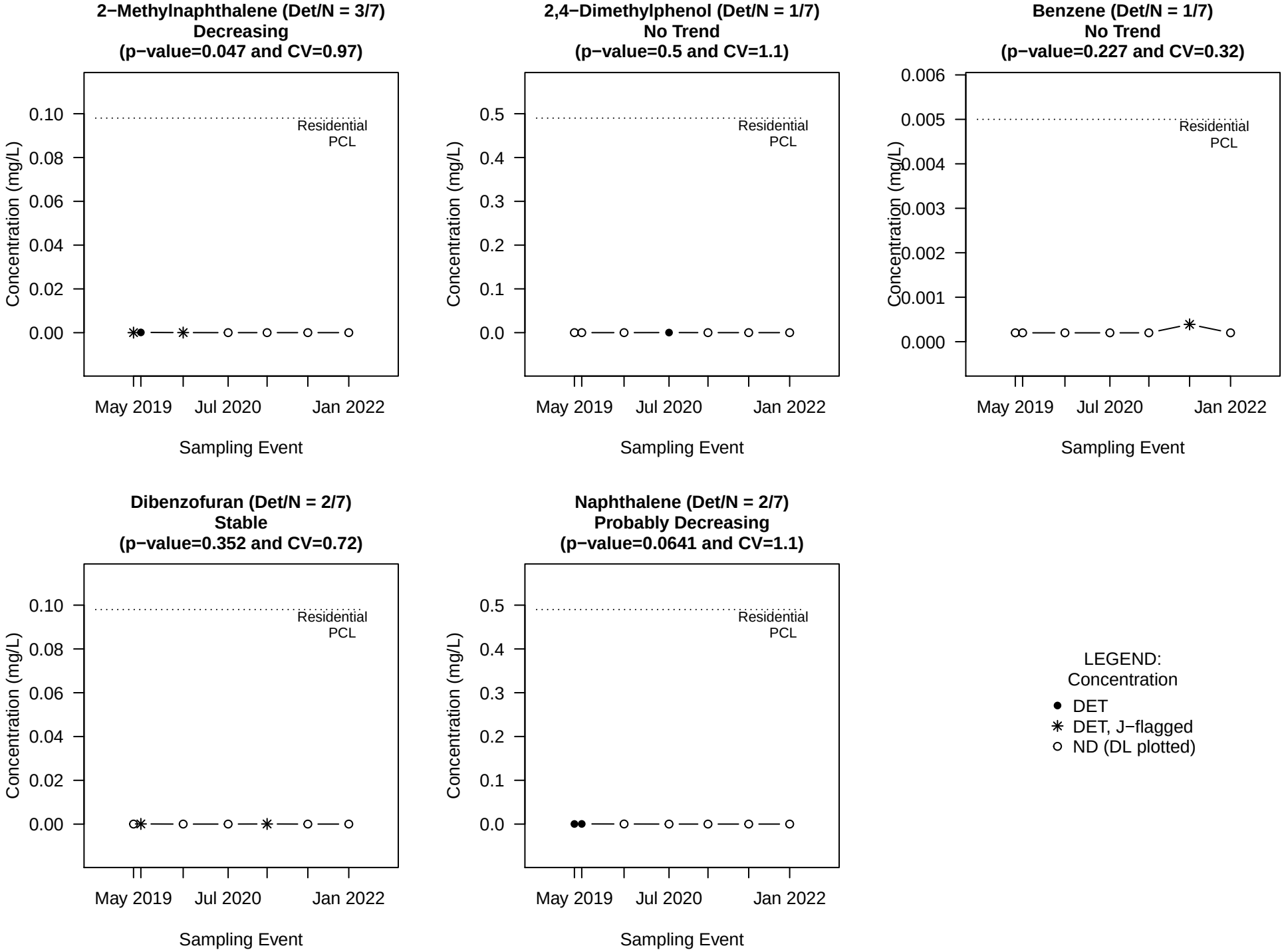

NOTE: A p−value<0.05 indicates a statistically significant trend.
A p−value is the probability, if no trend is present, that we'd observe such an increasing or decreasing trend.

Mann−Kendall Trend Tests for MW−69A

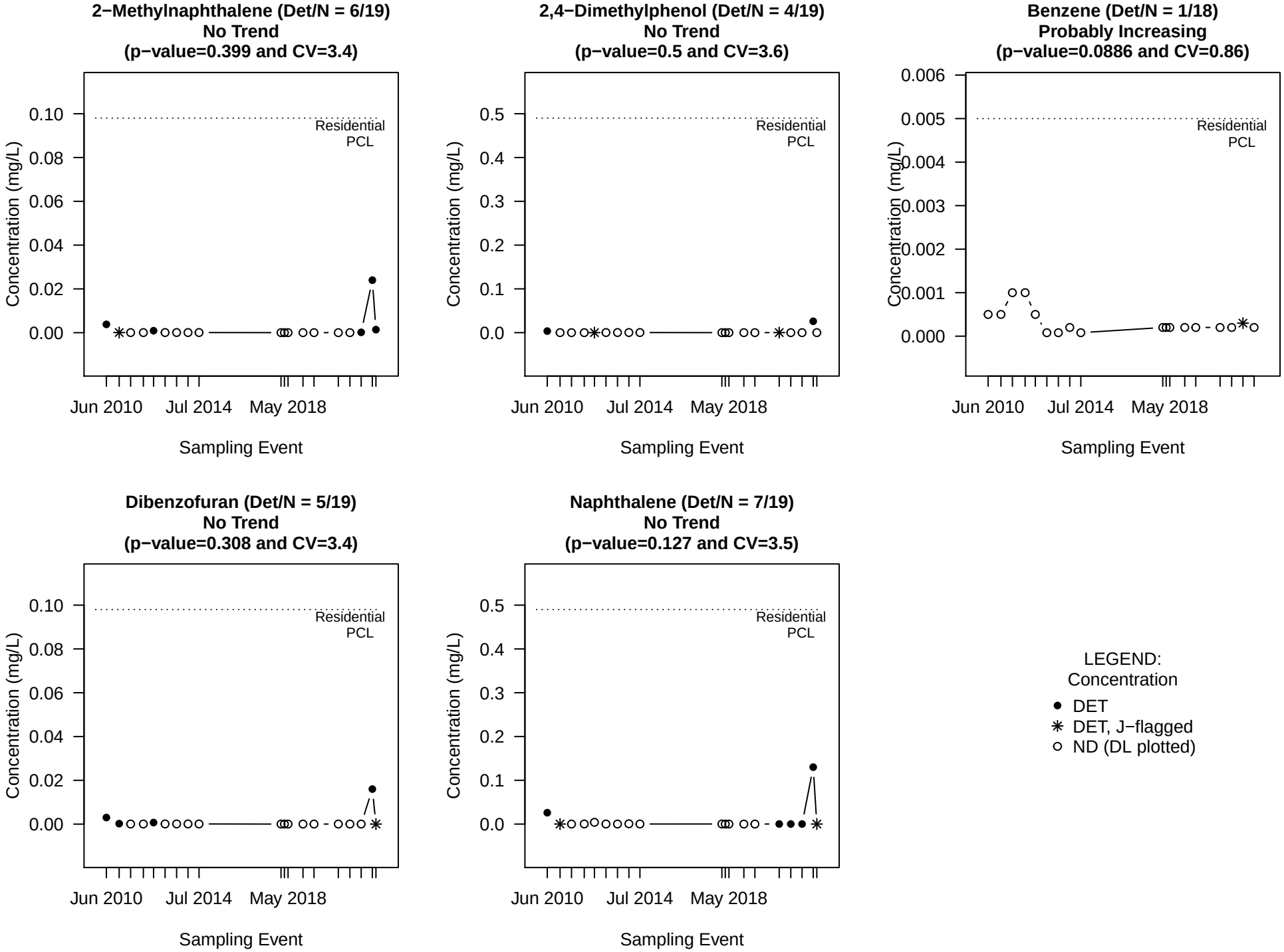

NOTE: A p−value<0.05 indicates a statistically significant trend.
A p−value is the probability, if no trend is present, that we'd observe such an increasing or decreasing trend.

Mann−Kendall Trend Tests for MW−84A

2−Methylnaphthalene (Det/N = 0/5)
Not evaluated (all concentrations are identical)

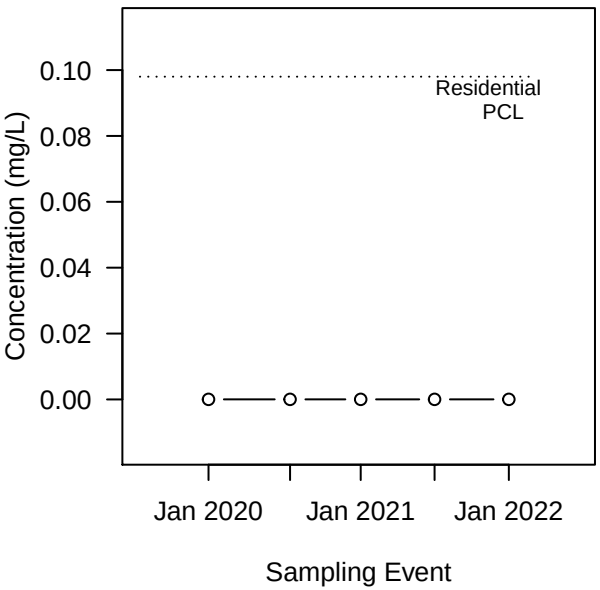

2,4−Dimethylphenol (Det/N = 0/5)
Not evaluated − All NDs

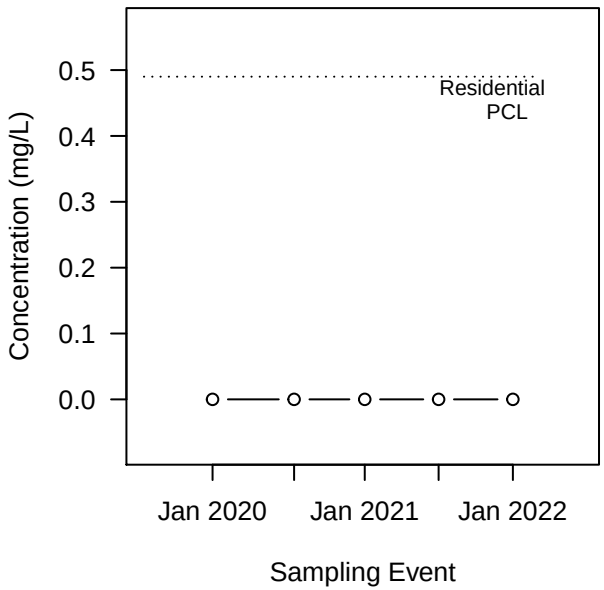

Benzene (Det/N = 0/5)
Not evaluated (all concentrations are identical)

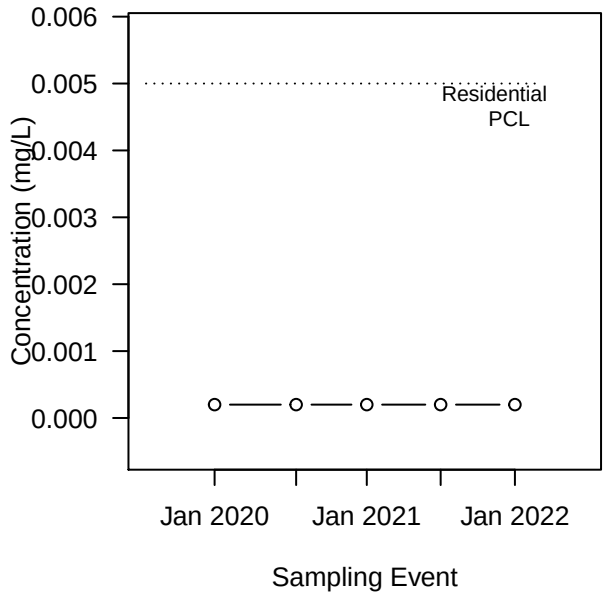

Dibenzofuran (Det/N = 0/5)
Not evaluated (all concentrations are identical)

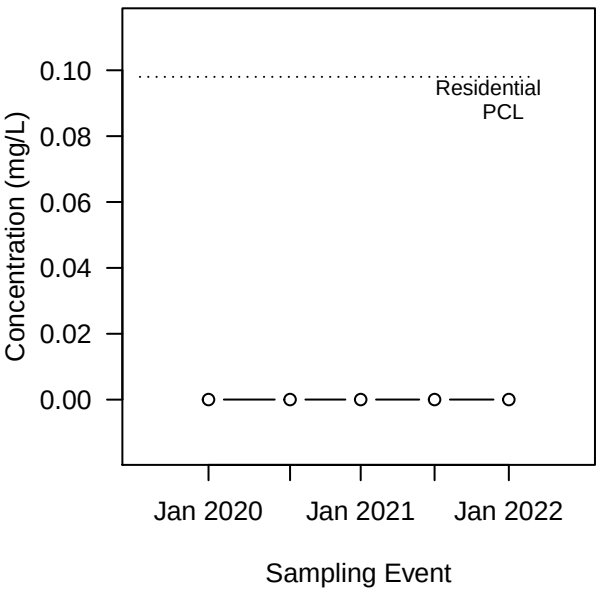

Naphthalene (Det/N = 2/5)
No Trend
(p−value=0.5 and CV=0.93)

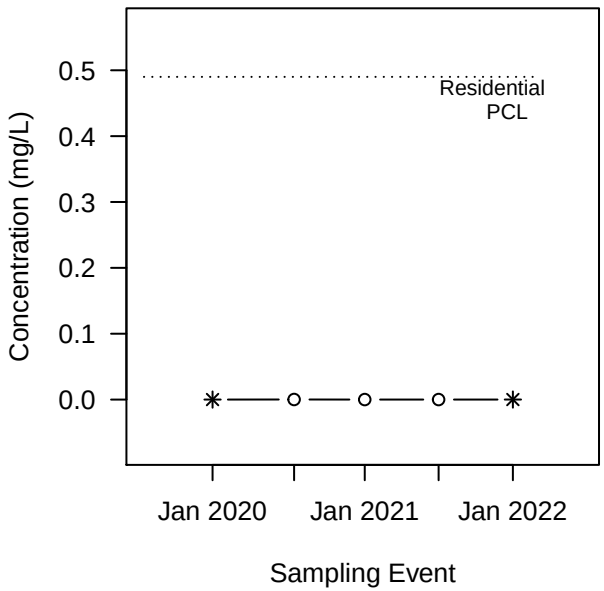

LEGEND:
Concentration

- ● DET
- ✳ DET, J−flagged
- ○ ND (DL plotted)

NOTE: A p−value<0.05 indicates a statistically significant trend.
A p−value is the probability, if no trend is present, that we'd observe such an increasing or decreasing trend.

Mann−Kendall Trend Tests for MW−91A

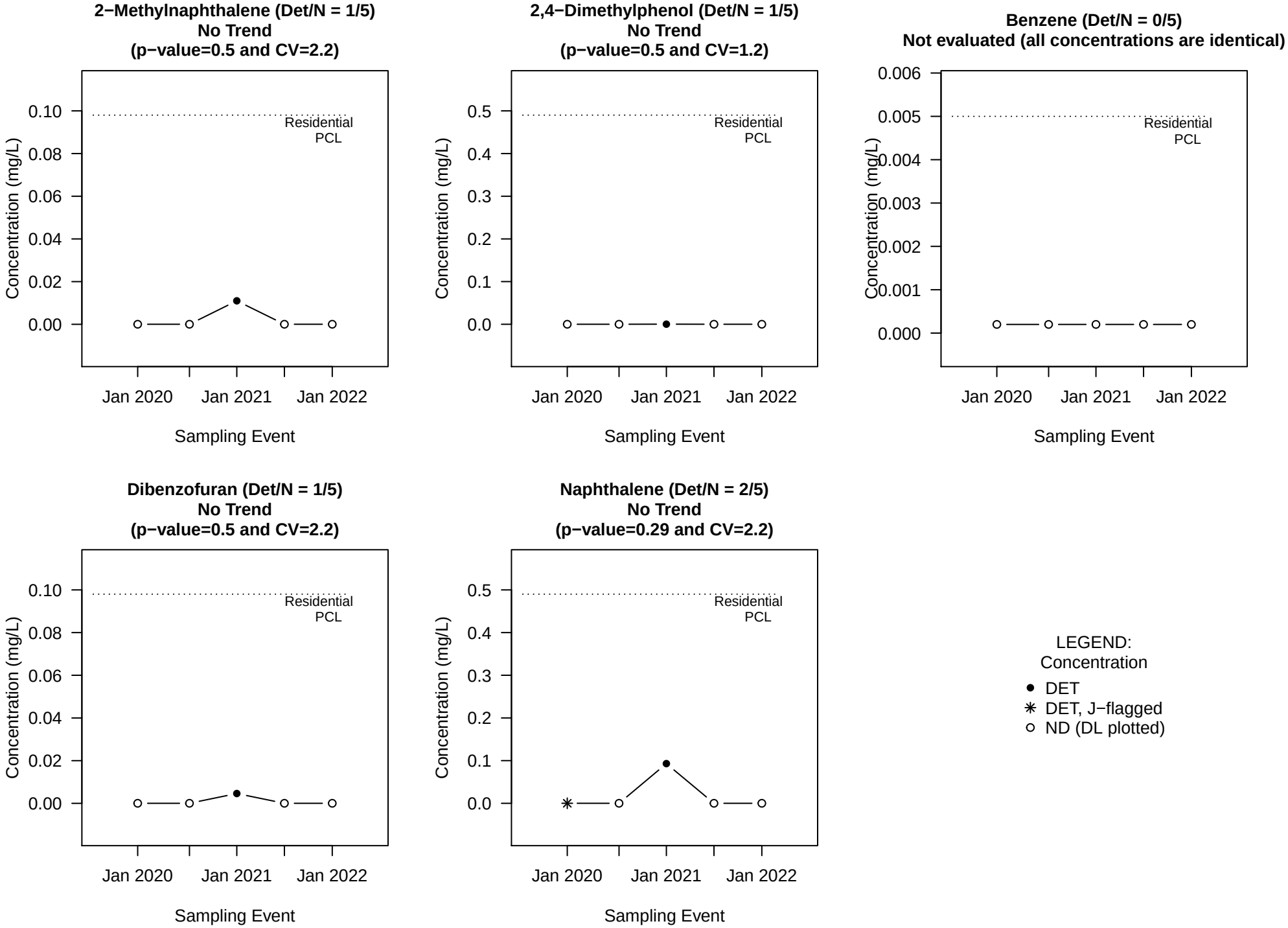

NOTE: A p−value<0.05 indicates a statistically significant trend.
A p−value is the probability, if no trend is present, that we'd observe such an increasing or decreasing trend.

Mann−Kendall Trend Tests for MW−94A

2−Methylnaphthalene (Det/N = 0/5)
Not evaluated − All NDs

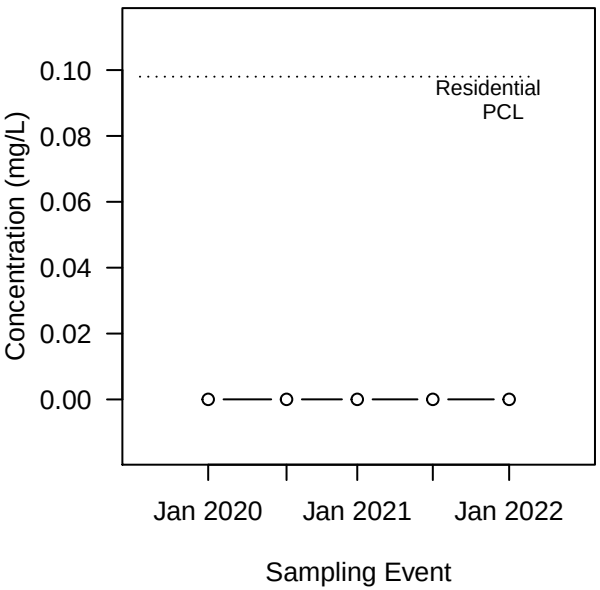

2,4−Dimethylphenol (Det/N = 0/5)
Not evaluated − All NDs

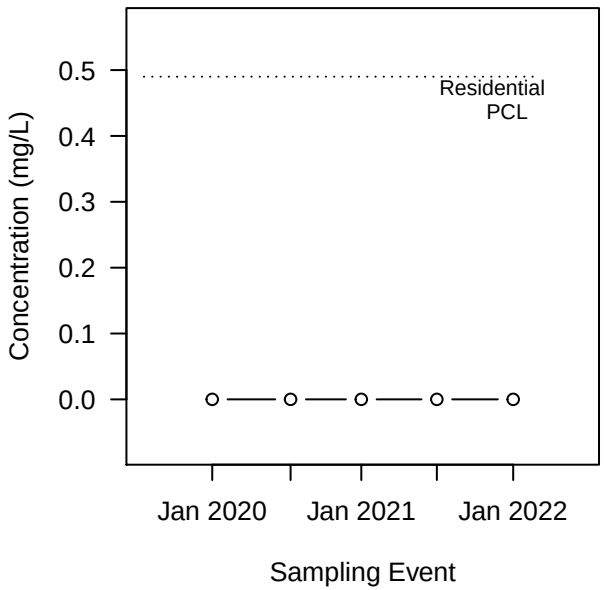

Benzene (Det/N = 0/5)
Not evaluated (all concentrations are identical)

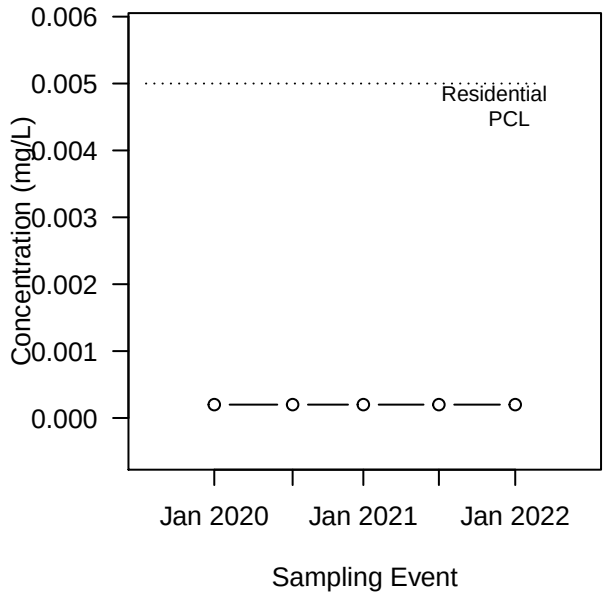

Dibenzofuran (Det/N = 1/5)
No Trend
(p−value=0.5 and CV=0.022)

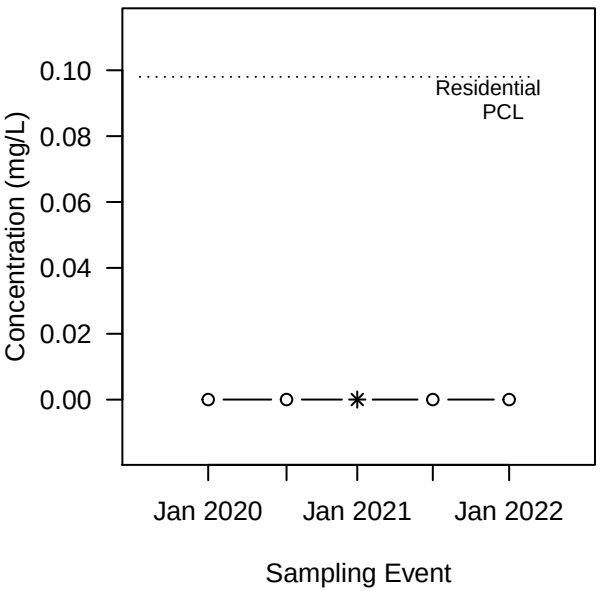

Naphthalene (Det/N = 0/5)
Not evaluated − All NDs

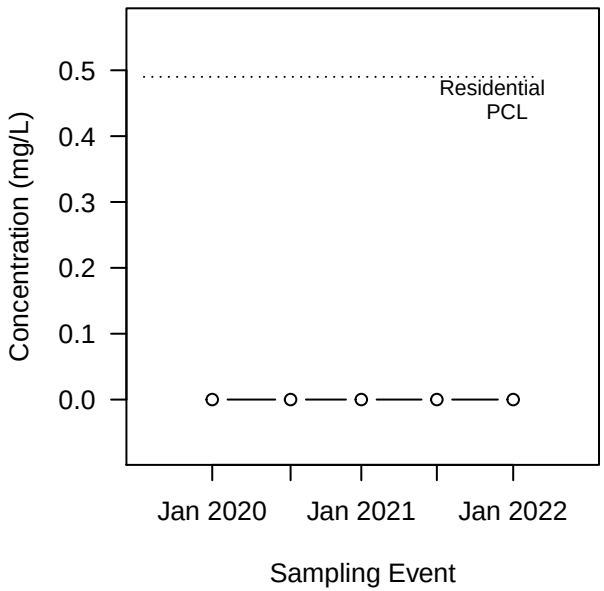

LEGEND:
Concentration

- ● DET
- ✳ DET, J−flagged
- ○ ND (DL plotted)

NOTE: A p−value<0.05 indicates a statistically significant trend.
A p−value is the probability, if no trend is present, that we'd observe such an increasing or decreasing trend.

Mann−Kendall Trend Tests for MW−95A

2−Methylnaphthalene (Det/N = 0/5)
Not evaluated (all concentrations are identical)

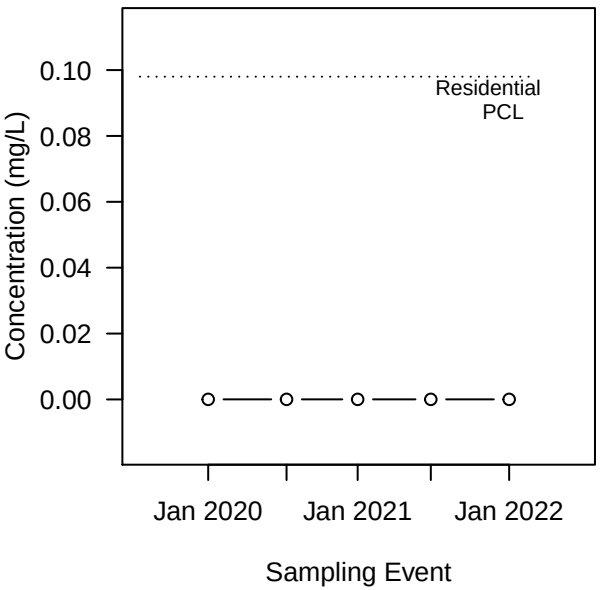

2,4−Dimethylphenol (Det/N = 0/5)
Not evaluated (all concentrations are identical)

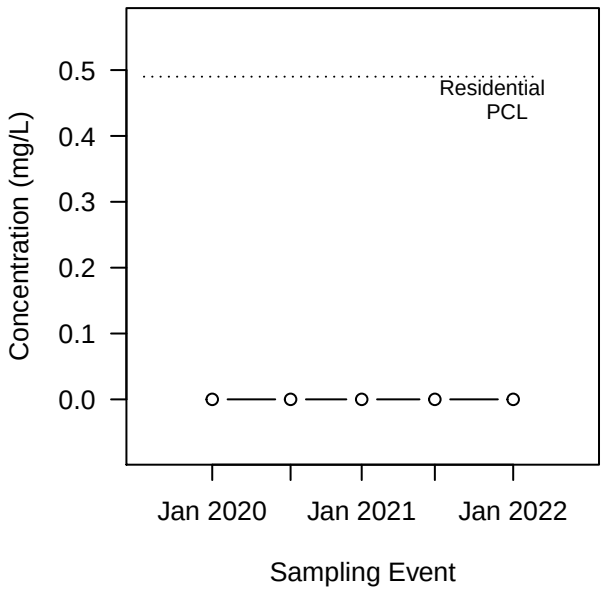

Benzene (Det/N = 0/5)
Not evaluated (all concentrations are identical)

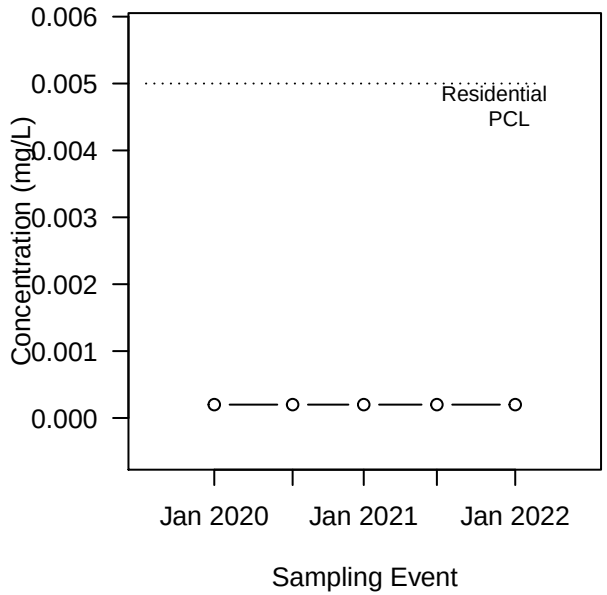

Dibenzofuran (Det/N = 1/5)
No Trend
(p−value=0.5 and CV=0.26)

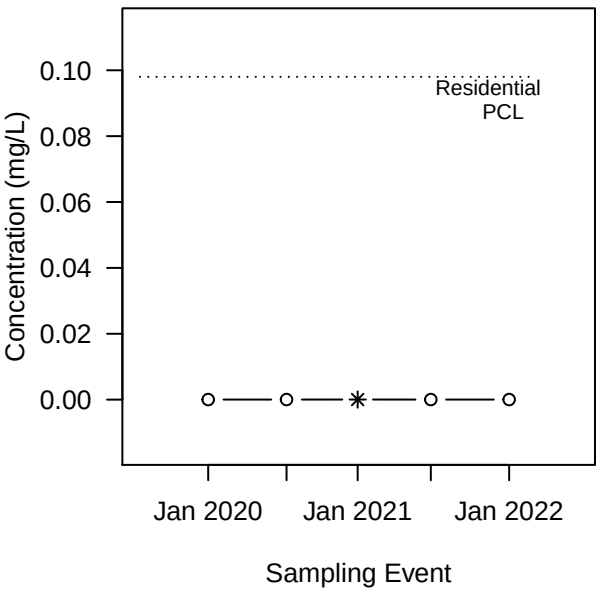

Naphthalene (Det/N = 0/5)
Not evaluated (all concentrations are identical)

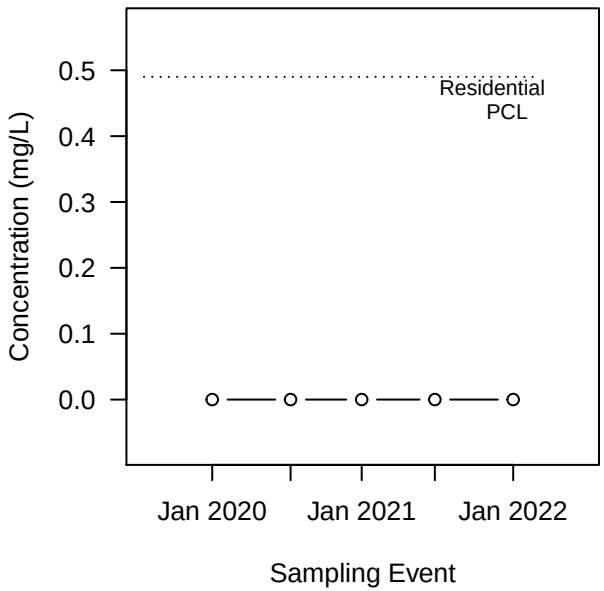

LEGEND:
Concentration

- ● DET
- ✳ DET, J−flagged
- ○ ND (DL plotted)

NOTE: A p−value<0.05 indicates a statistically significant trend.
A p−value is the probability, if no trend is present, that we'd observe such an increasing or decreasing trend.

Mann−Kendall Trend Tests for MW−12B

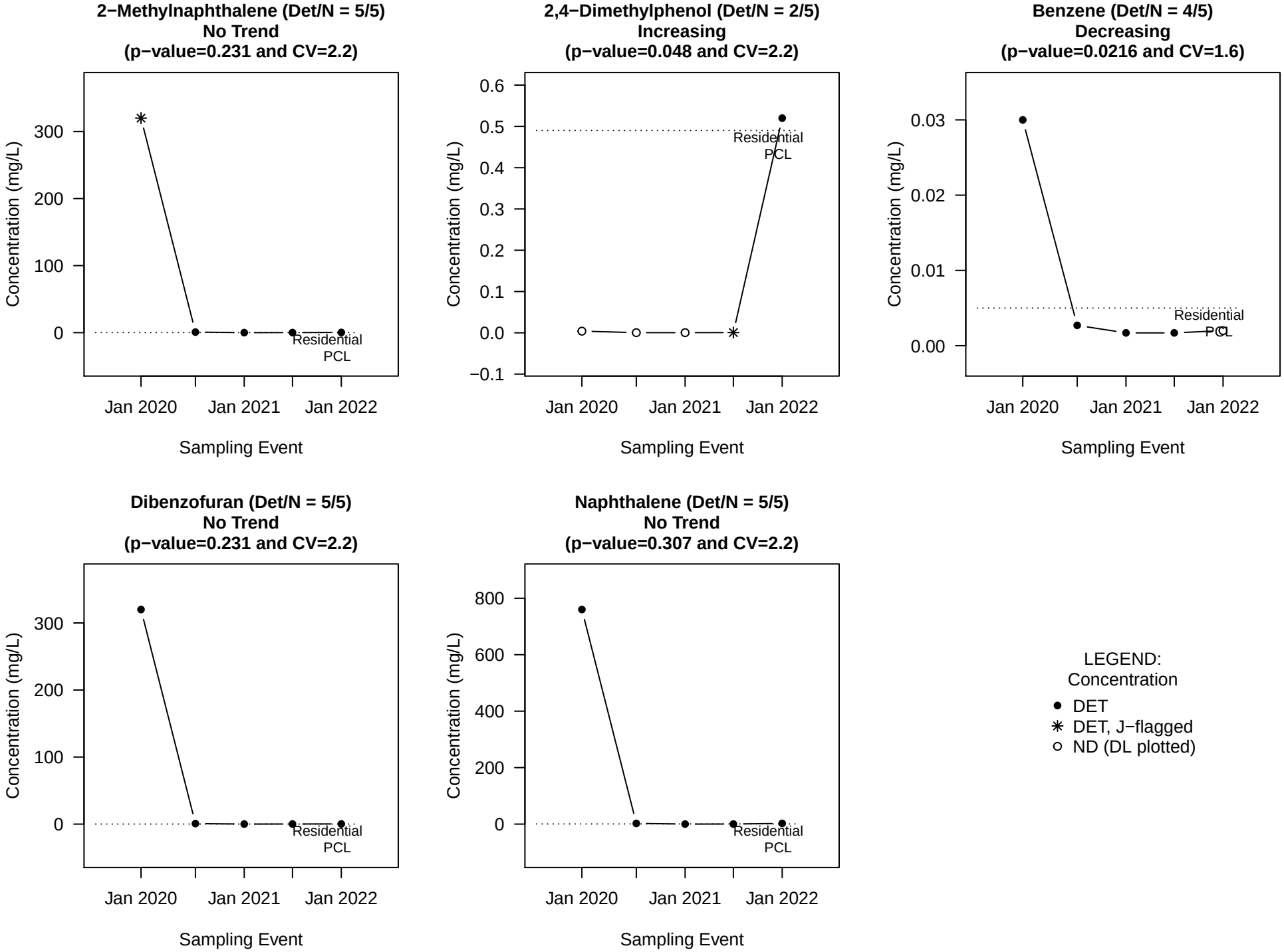

NOTE: A p−value<0.05 indicates a statistically significant trend.
A p−value is the probability, if no trend is present, that we'd observe such an increasing or decreasing trend.

Mann−Kendall Trend Tests for MW−14

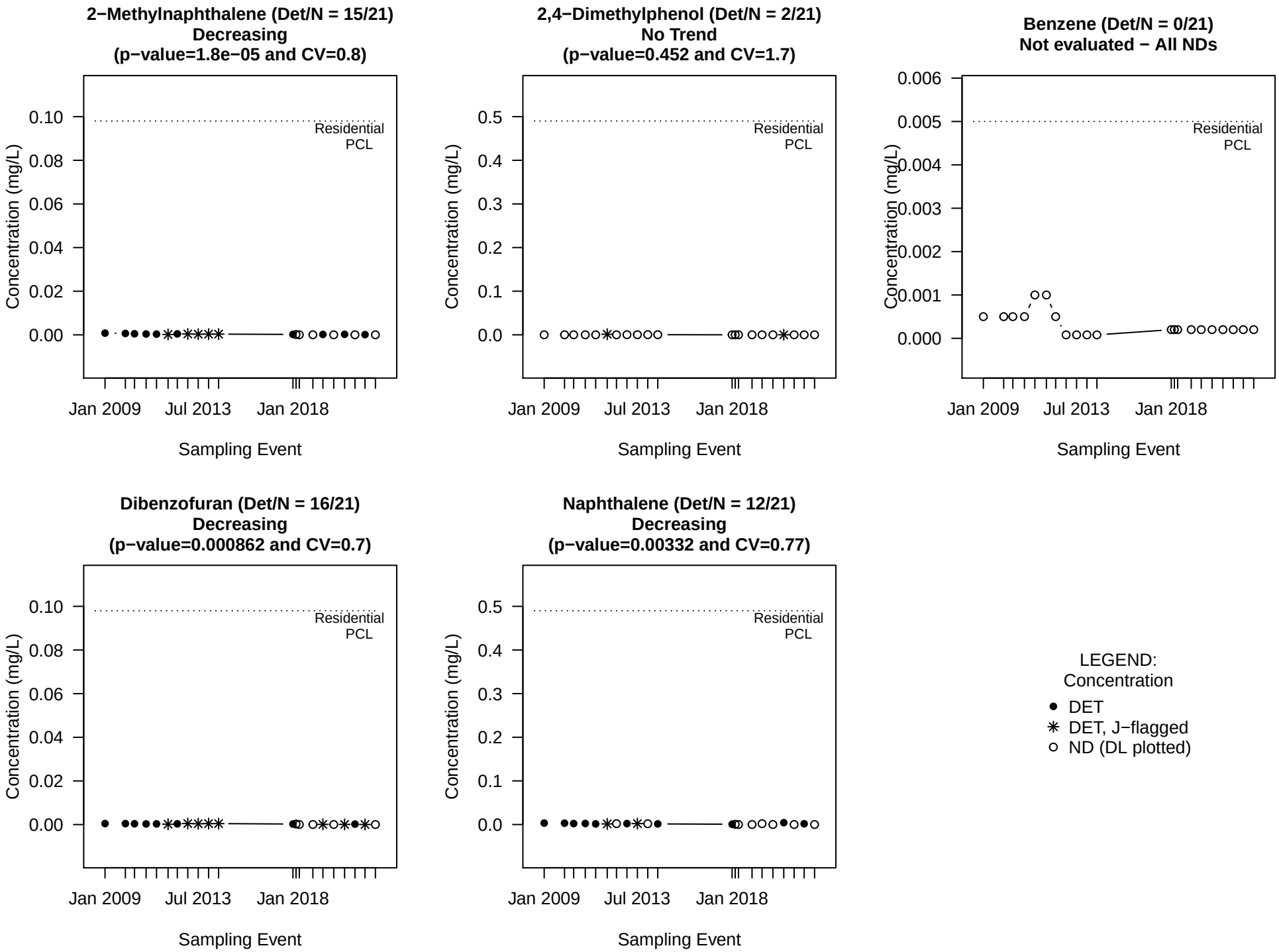

NOTE: A p−value<0.05 indicates a statistically significant trend.
A p−value is the probability, if no trend is present, that we'd observe such an increasing or decreasing trend.

Mann−Kendall Trend Tests for MW−15B

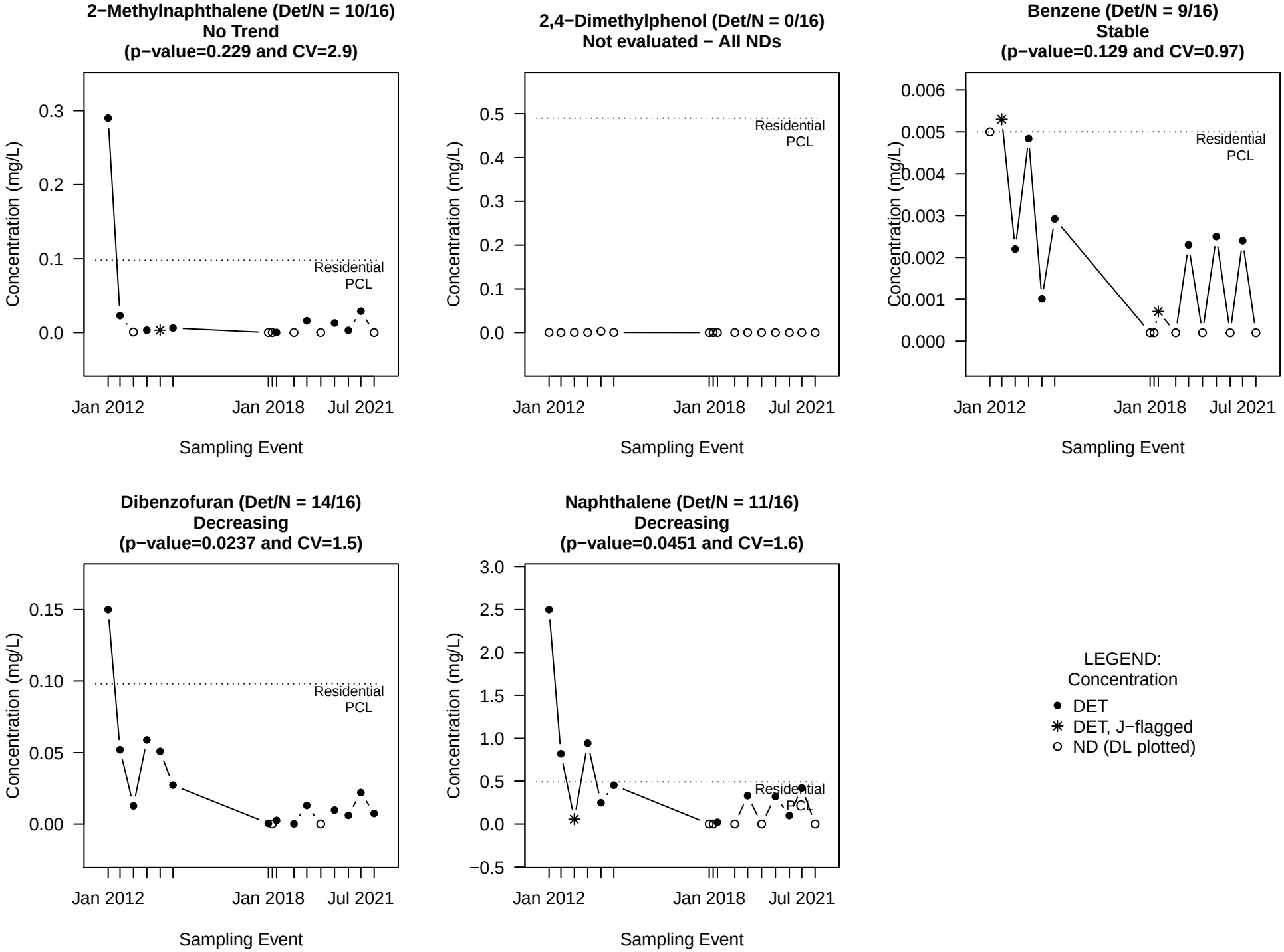

NOTE: A p−value<0.05 indicates a statistically significant trend.
A p−value is the probability, if no trend is present, that we'd observe such an increasing or decreasing trend.

Mann−Kendall Trend Tests for MW−39B

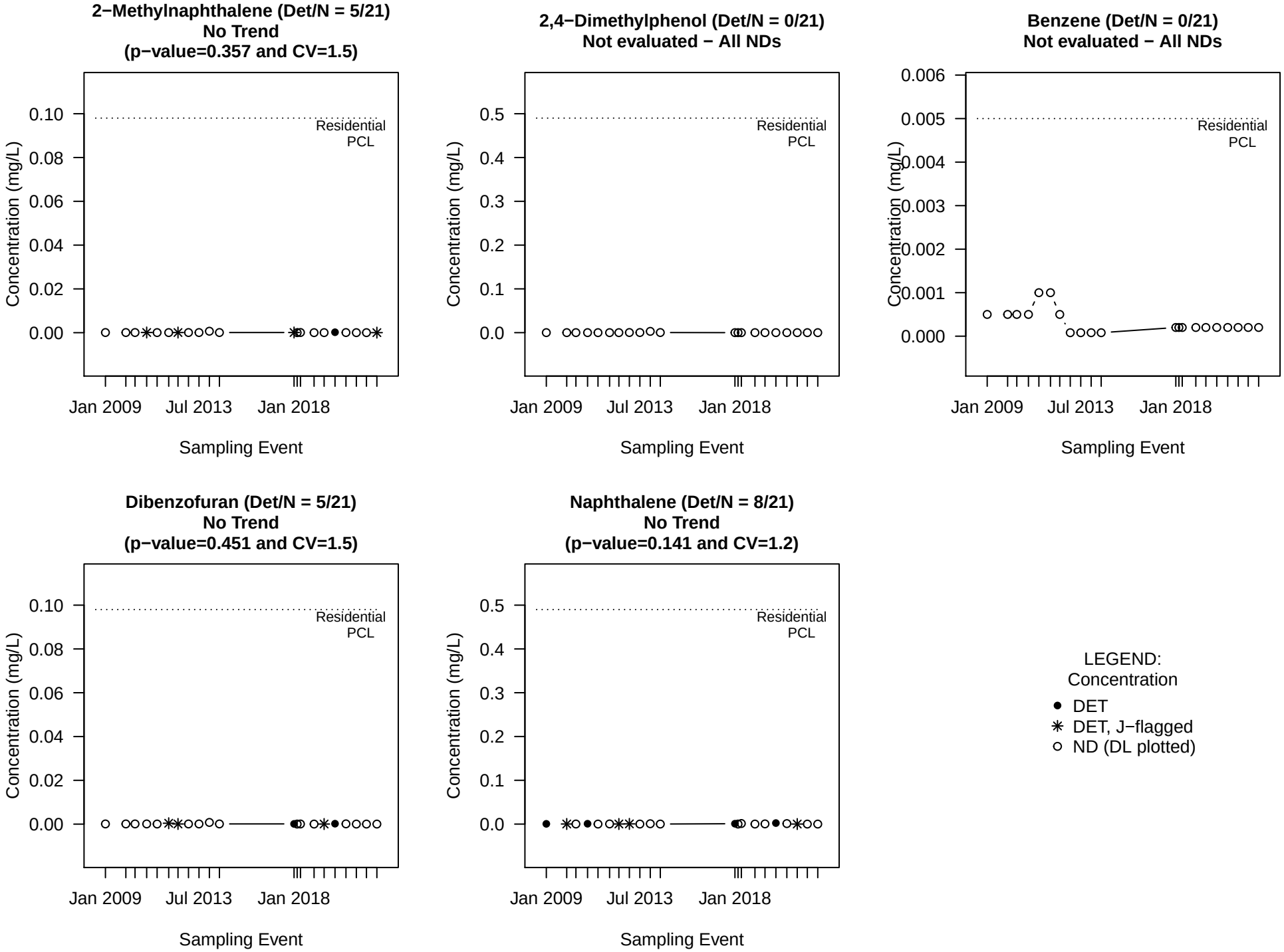

NOTE: A p−value<0.05 indicates a statistically significant trend.
A p−value is the probability, if no trend is present, that we'd observe such an increasing or decreasing trend.

Mann−Kendall Trend Tests for MW−40B

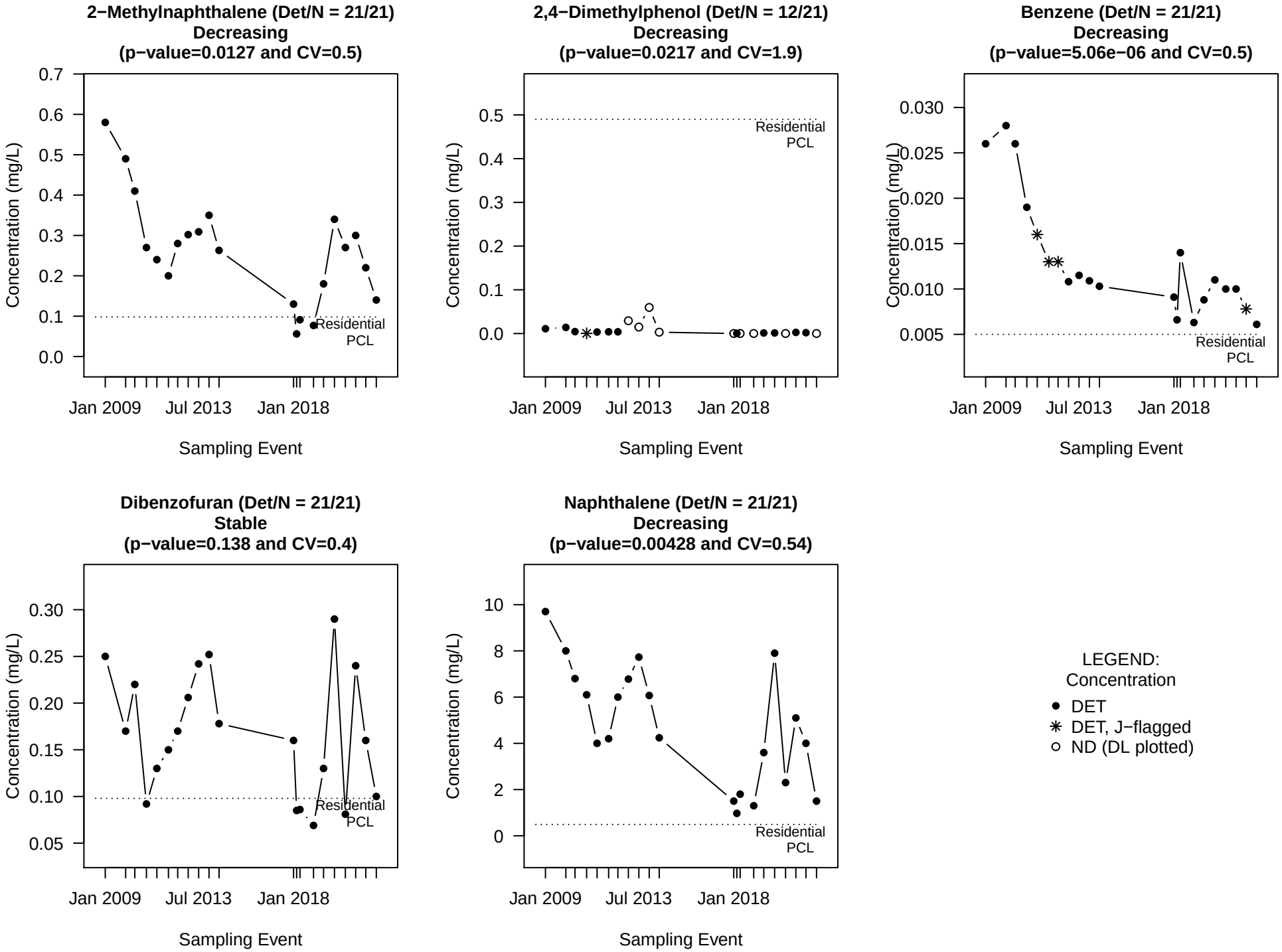

NOTE: A p−value<0.05 indicates a statistically significant trend.
A p−value is the probability, if no trend is present, that we'd observe such an increasing or decreasing trend.

Mann−Kendall Trend Tests for MW−41B

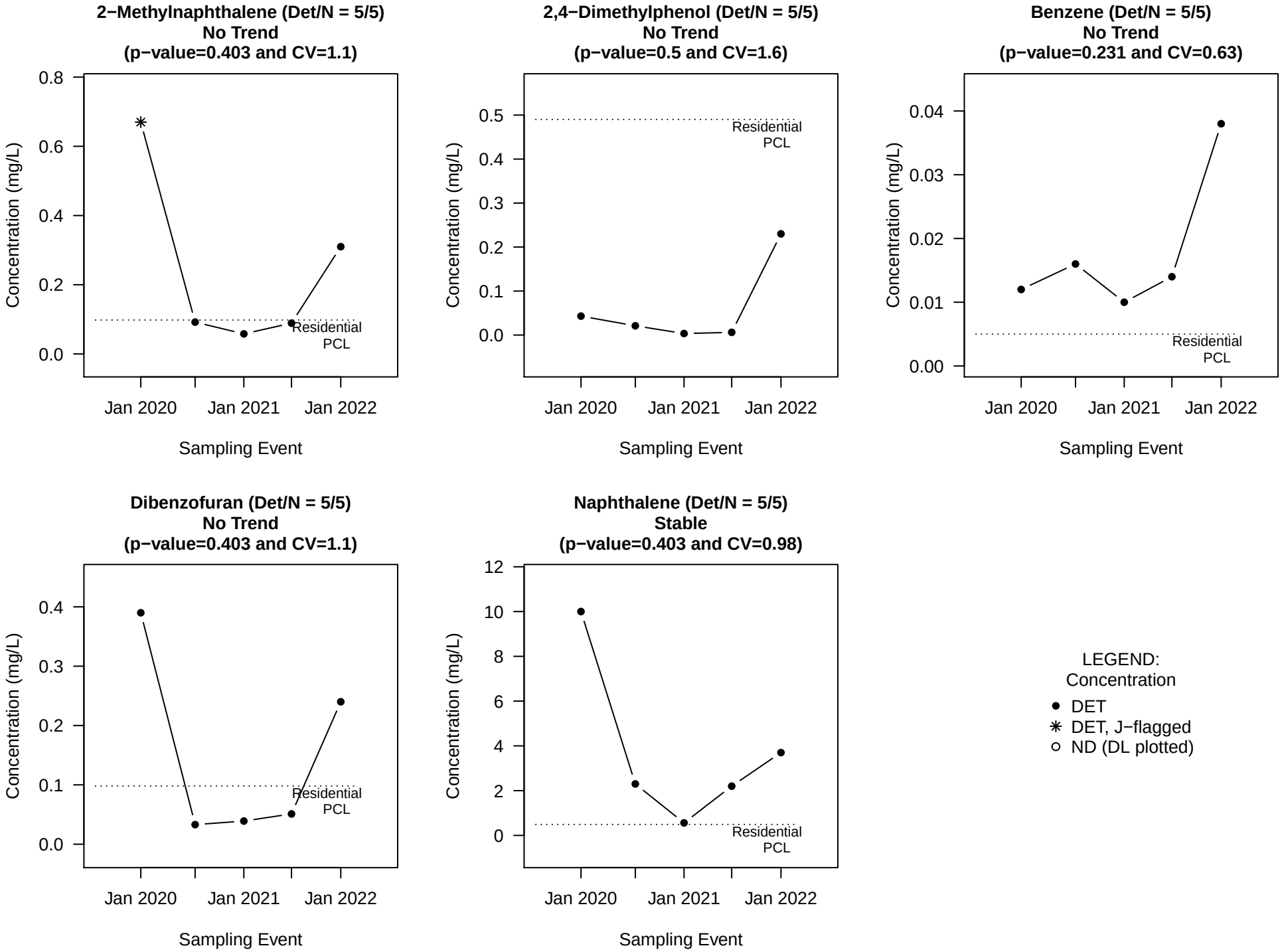

NOTE: A p−value<0.05 indicates a statistically significant trend.
A p−value is the probability, if no trend is present, that we'd observe such an increasing or decreasing trend.

Mann−Kendall Trend Tests for MW−42B

2−Methylnaphthalene (Det/N = 6/18)
Probably Decreasing
(p−value=0.0612 and CV=1.1)

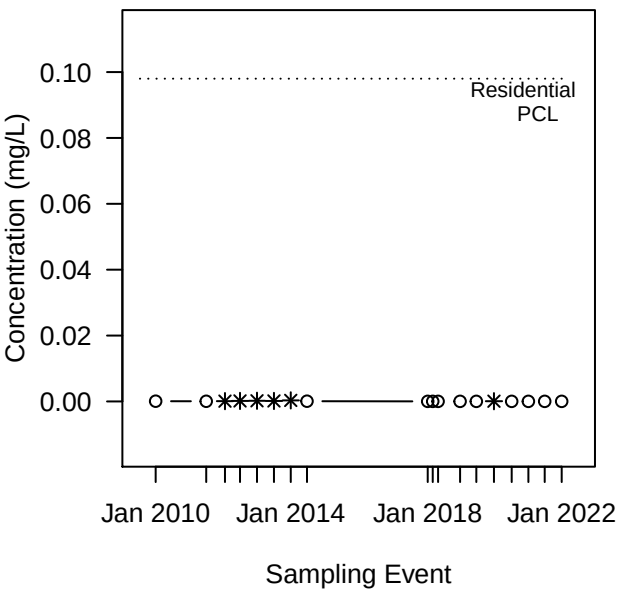

2,4−Dimethylphenol (Det/N = 4/18)
No Trend
(p−value=0.282 and CV=1.4)

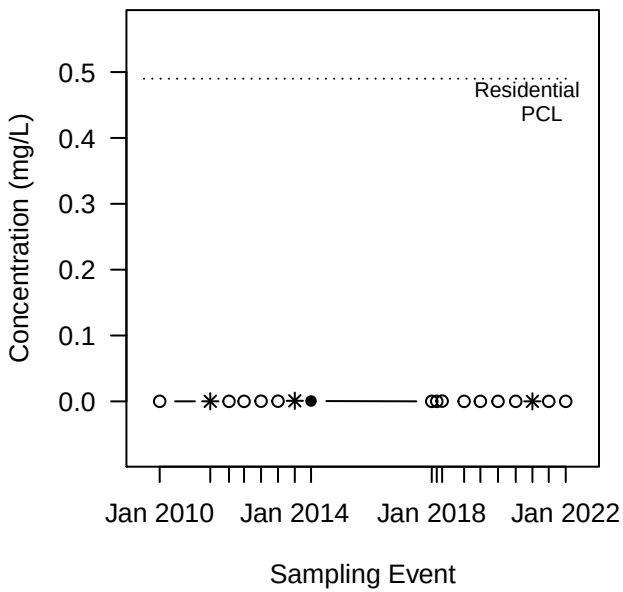

Benzene (Det/N = 0/18)
Not evaluated − All NDs

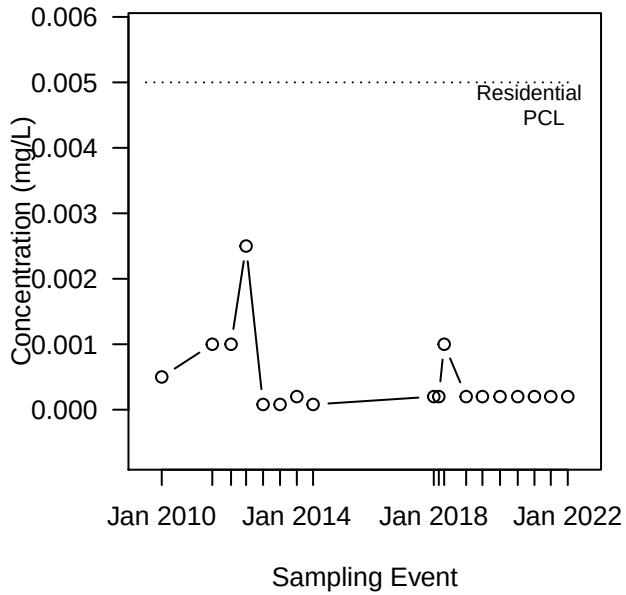

Dibenzofuran (Det/N = 9/18)
Decreasing
(p−value=0.0255 and CV=1)

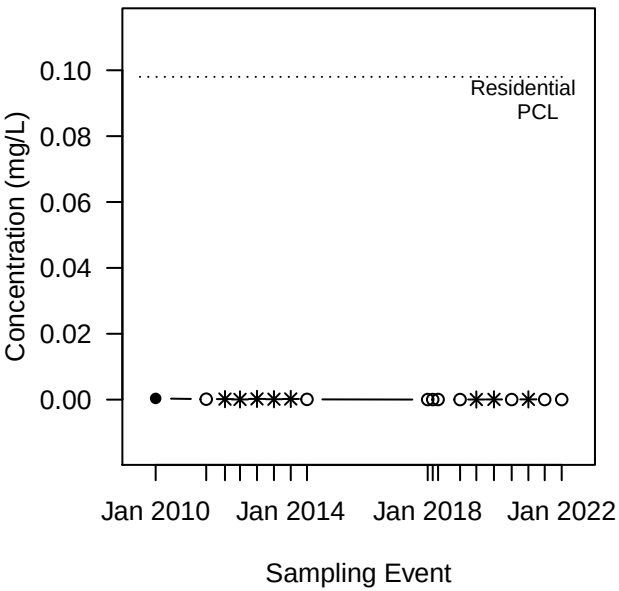

Naphthalene (Det/N = 7/18)
Decreasing
(p−value=0.0208 and CV=1.3)

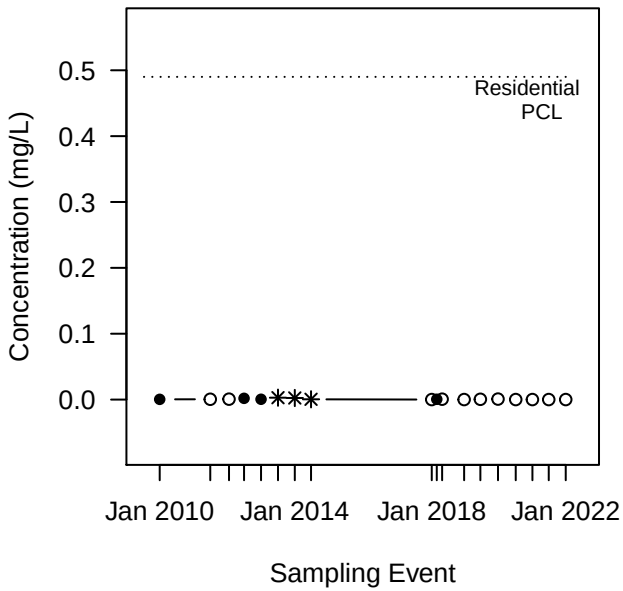

LEGEND:
Concentration

- ● DET
- ✳ DET, J−flagged
- ○ ND (DL plotted)

NOTE: A p−value<0.05 indicates a statistically significant trend.
A p−value is the probability, if no trend is present, that we'd observe such an increasing or decreasing trend.

Mann−Kendall Trend Tests for MW−49B

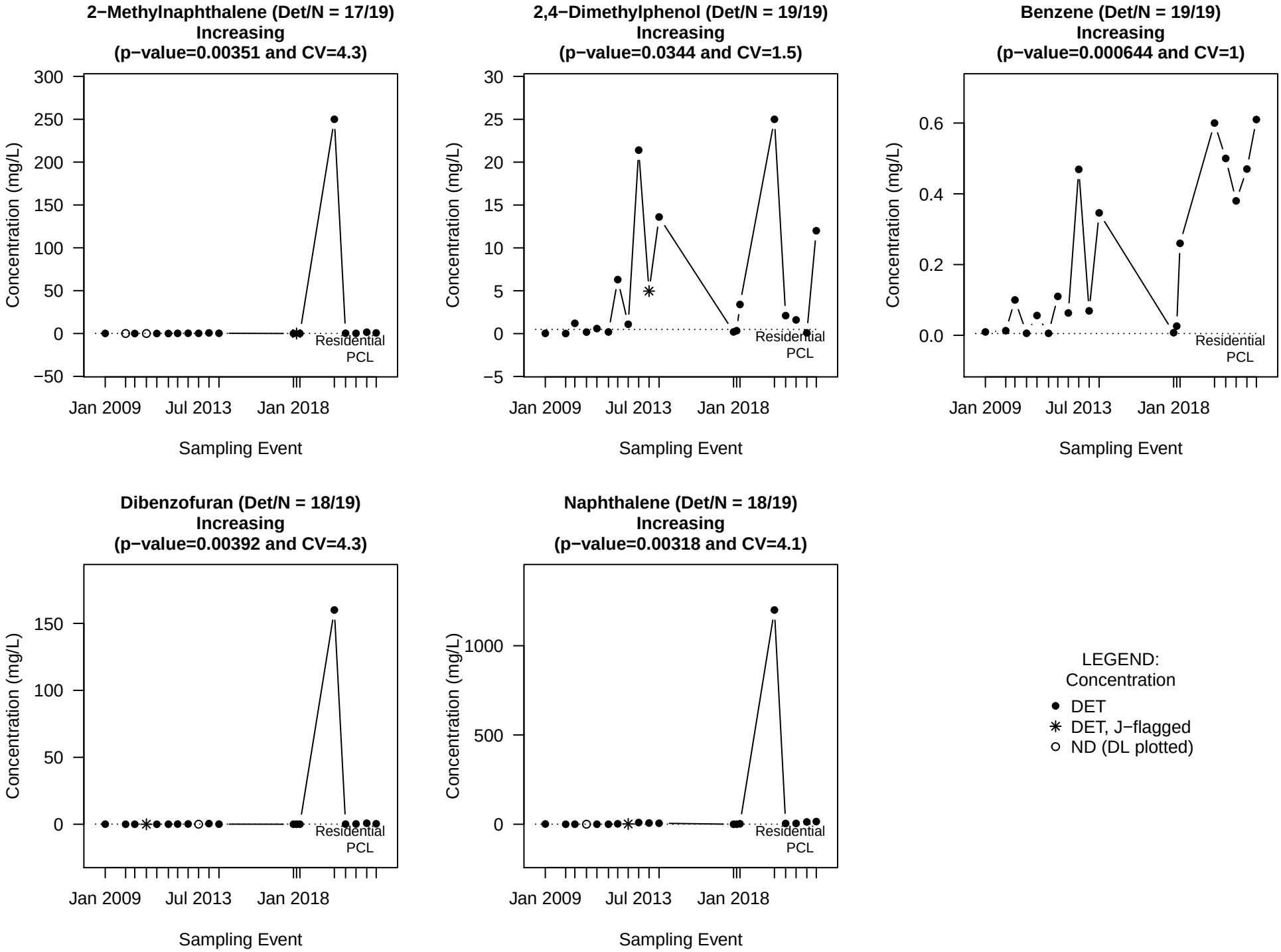

NOTE: A p−value<0.05 indicates a statistically significant trend.
A p−value is the probability, if no trend is present, that we'd observe such an increasing or decreasing trend.

Mann−Kendall Trend Tests for MW−50B

2−Methylnaphthalene (Det/N = 2/5)
No Trend
(p−value=0.5 and CV=2.2)

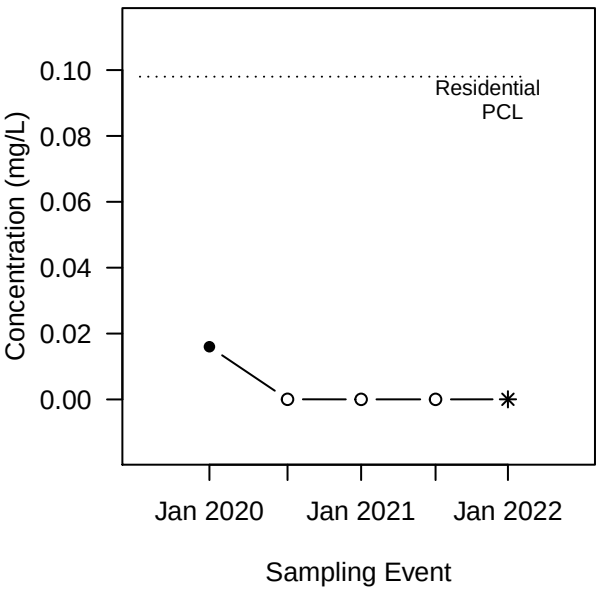

2,4−Dimethylphenol (Det/N = 0/5)
Not evaluated − All NDs

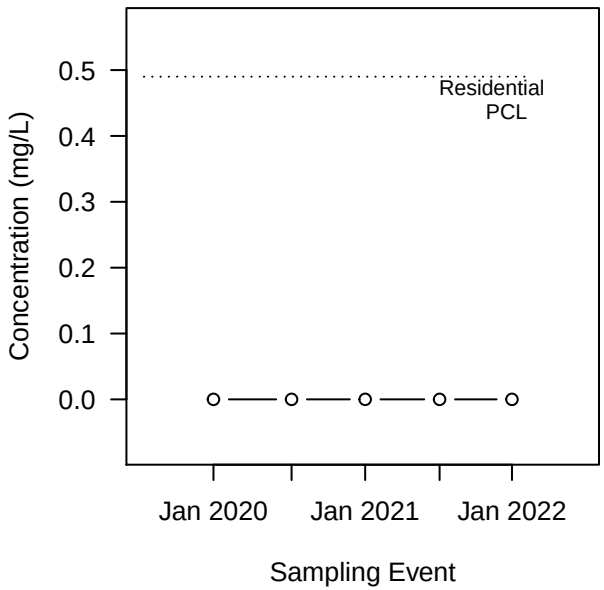

Benzene (Det/N = 1/5)
No Trend
(p−value=0.5 and CV=2.2)

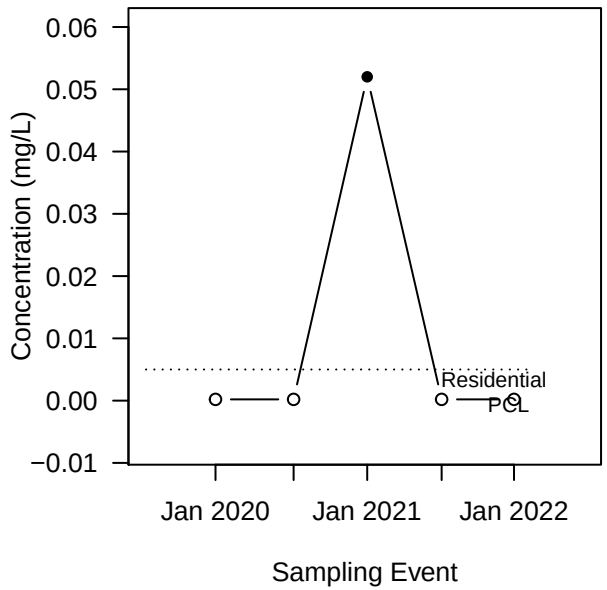

Dibenzofuran (Det/N = 4/5)
Decreasing
(p−value=0.0432 and CV=2)

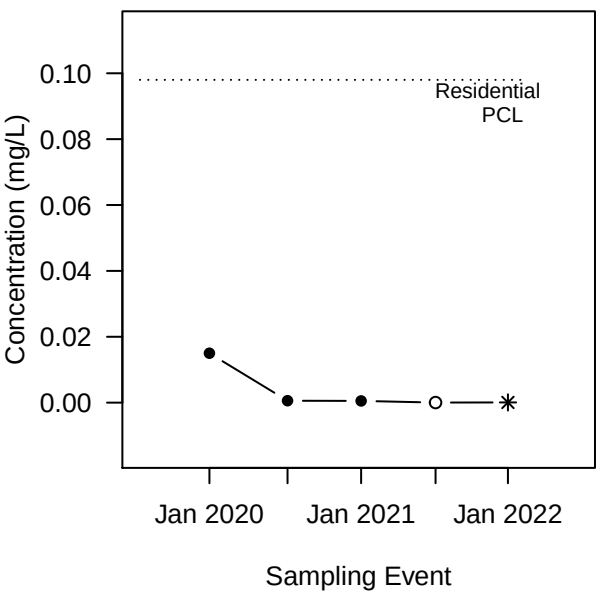

Naphthalene (Det/N = 1/5)
No Trend
(p−value=0.144 and CV=2.2)

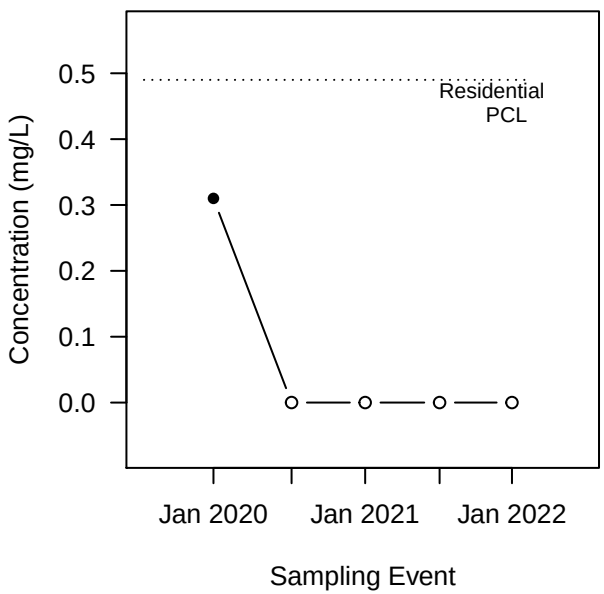

LEGEND:
Concentration

- ● DET
- ✳ DET, J−flagged
- ○ ND (DL plotted)

NOTE: A p−value<0.05 indicates a statistically significant trend.
A p−value is the probability, if no trend is present, that we'd observe such an increasing or decreasing trend.

Mann−Kendall Trend Tests for MW−57B

2−Methylnaphthalene (Det/N = 15/15)
Decreasing
(p−value=0.0188 and CV=0.69)

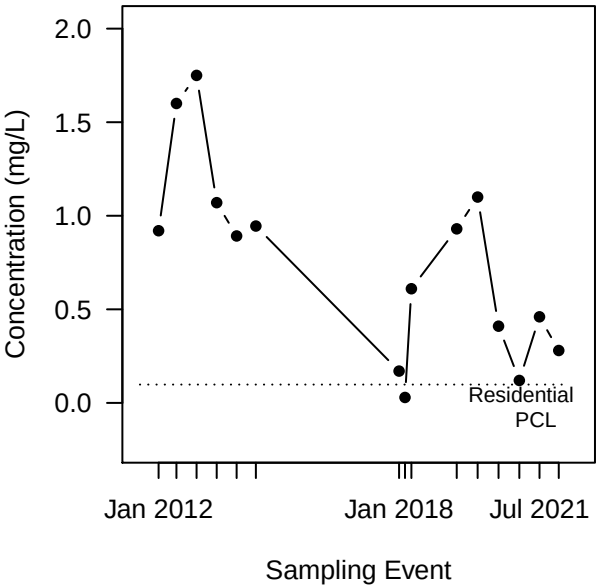

2,4−Dimethylphenol (Det/N = 14/15)
Probably Decreasing
(p−value=0.0623 and CV=0.83)

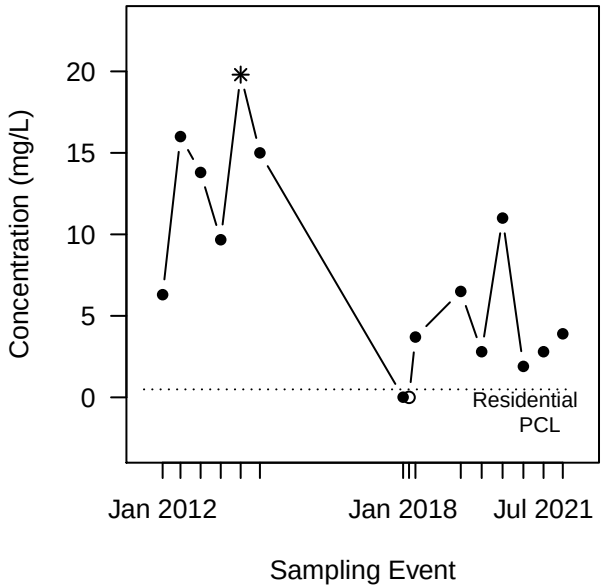

Benzene (Det/N = 15/15)
Stable
(p−value=0.117 and CV=0.55)

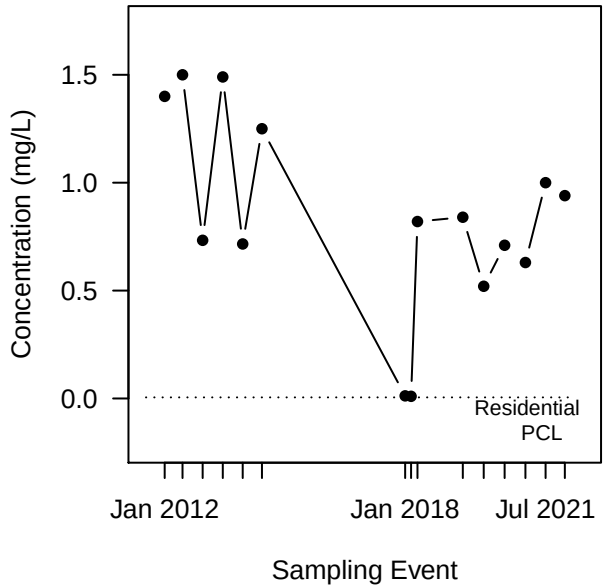

Dibenzofuran (Det/N = 15/15)
Decreasing
(p−value=0.0188 and CV=0.77)

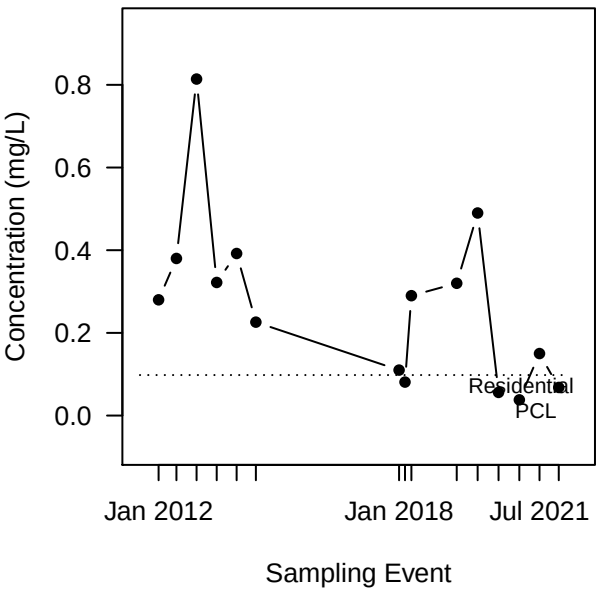

Naphthalene (Det/N = 15/15)
Decreasing
(p−value=0.0166 and CV=0.59)

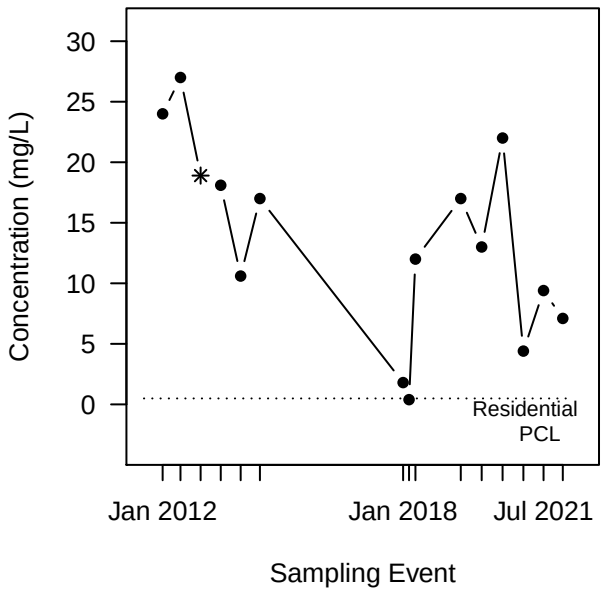

LEGEND:
Concentration
- ● DET
- ✳ DET, J−flagged
- ○ ND (DL plotted)

NOTE: A p−value<0.05 indicates a statistically significant trend.
A p−value is the probability, if no trend is present, that we'd observe such an increasing or decreasing trend.

Mann−Kendall Trend Tests for MW−62B

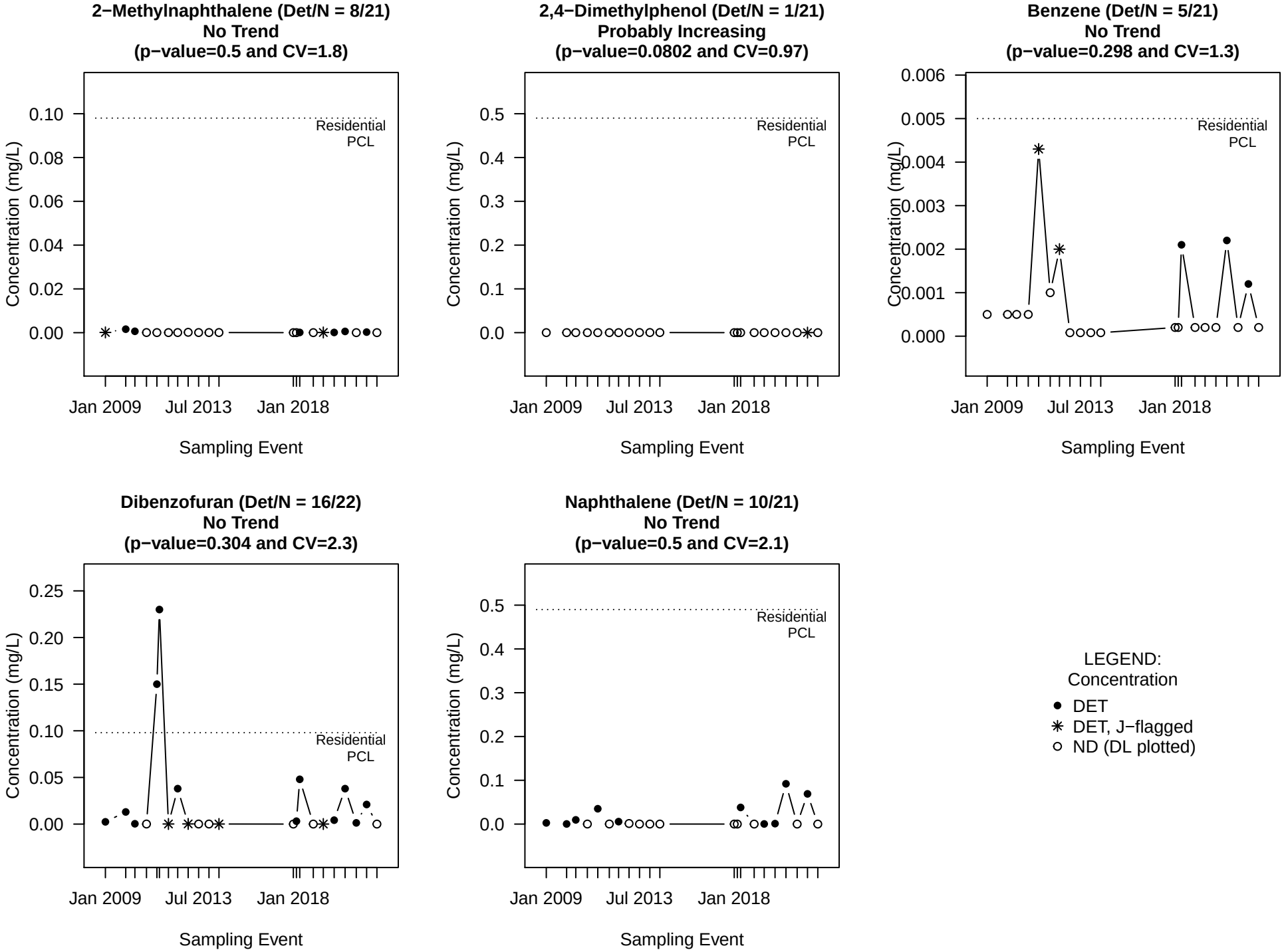

NOTE: A p−value<0.05 indicates a statistically significant trend.
A p−value is the probability, if no trend is present, that we'd observe such an increasing or decreasing trend.

Mann−Kendall Trend Tests for MW−74B

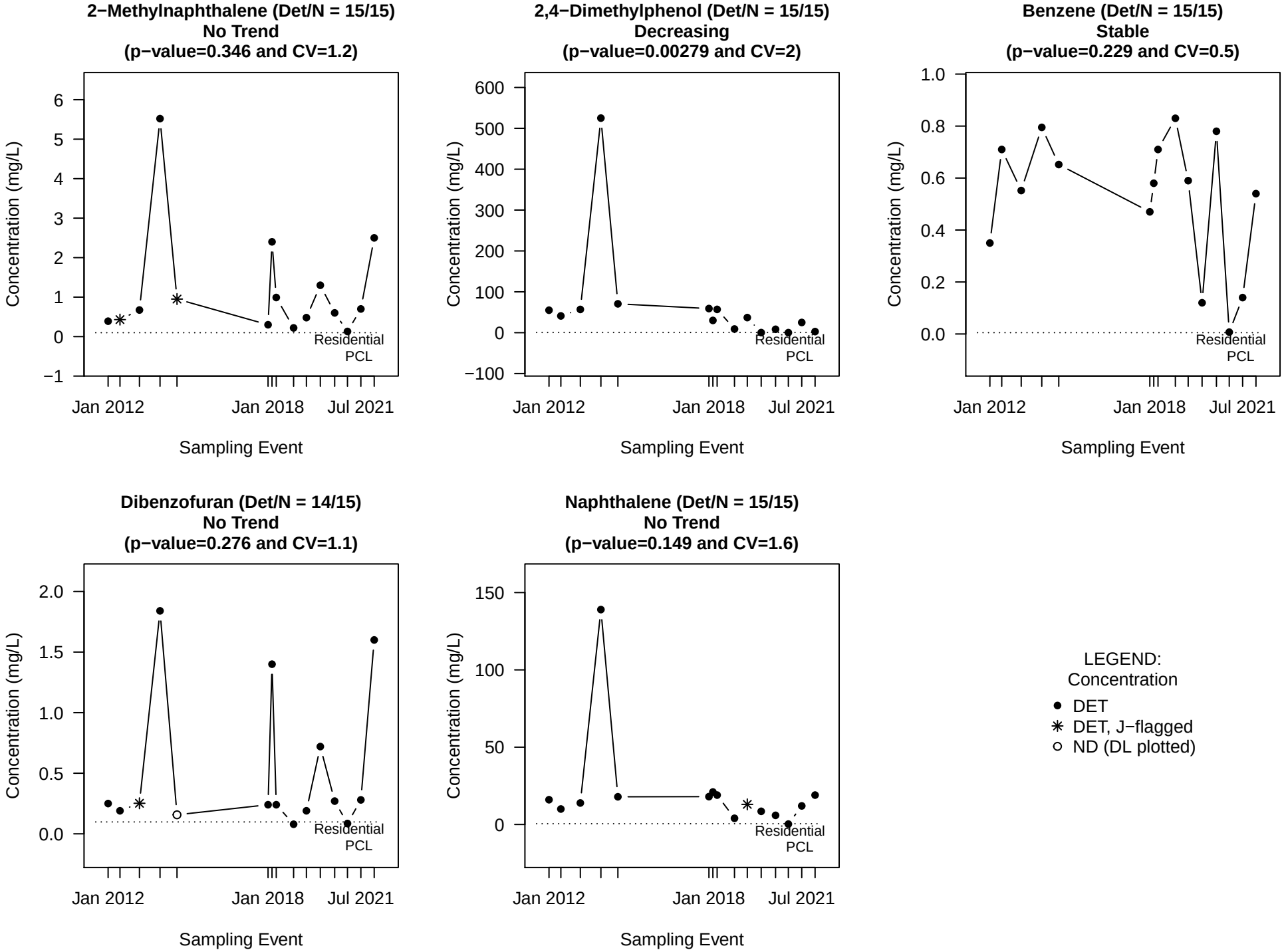

NOTE: A p−value<0.05 indicates a statistically significant trend.
A p−value is the probability, if no trend is present, that we'd observe such an increasing or decreasing trend.

Mann−Kendall Trend Tests for MW−75B

2−Methylnaphthalene (Det/N = 9/9)
Probably Decreasing
(p−value=0.0589 and CV=1.5)

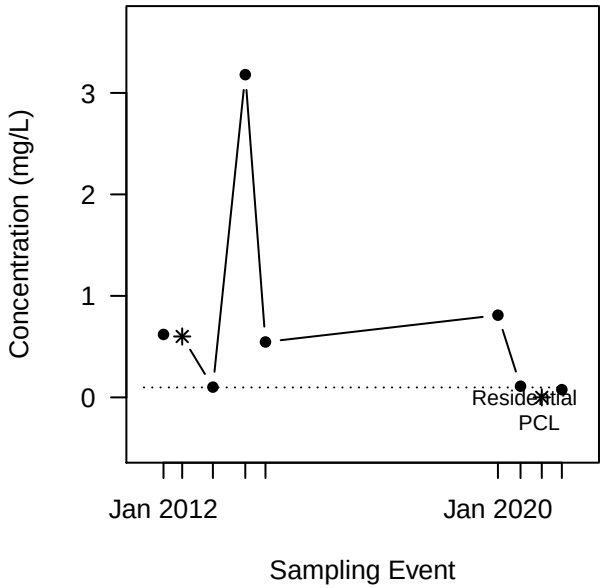

2,4−Dimethylphenol (Det/N = 8/9)
No Trend
(p−value=0.174 and CV=2.3)

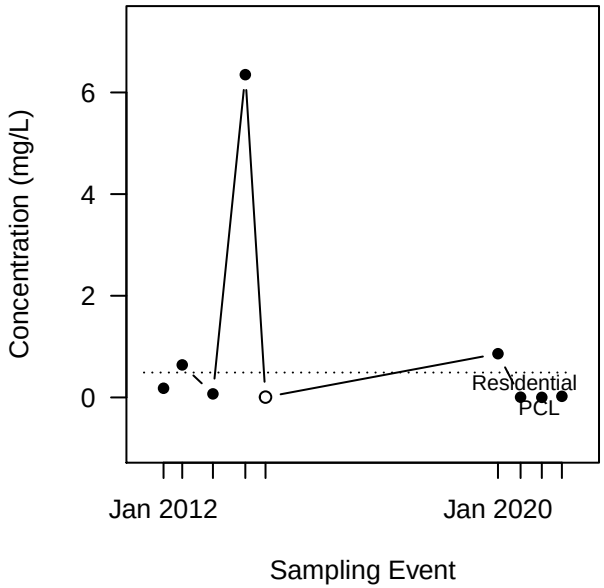

Benzene (Det/N = 9/9)
Decreasing
(p−value=0.000615 and CV=0.99)

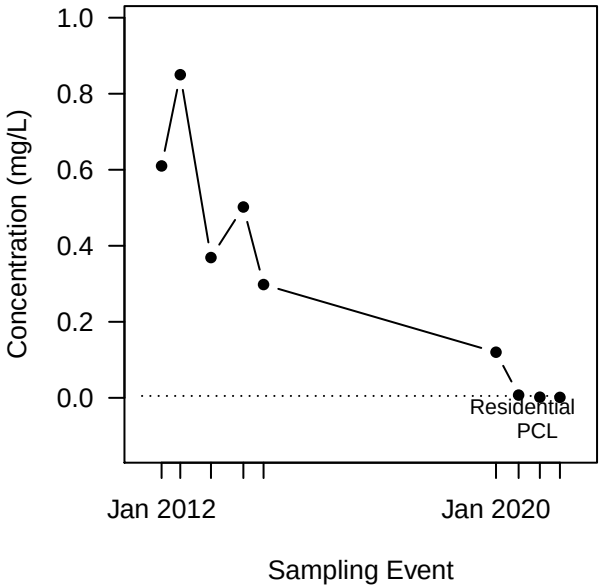

Dibenzofuran (Det/N = 9/9)
No Trend
(p−value=0.233 and CV=1.3)

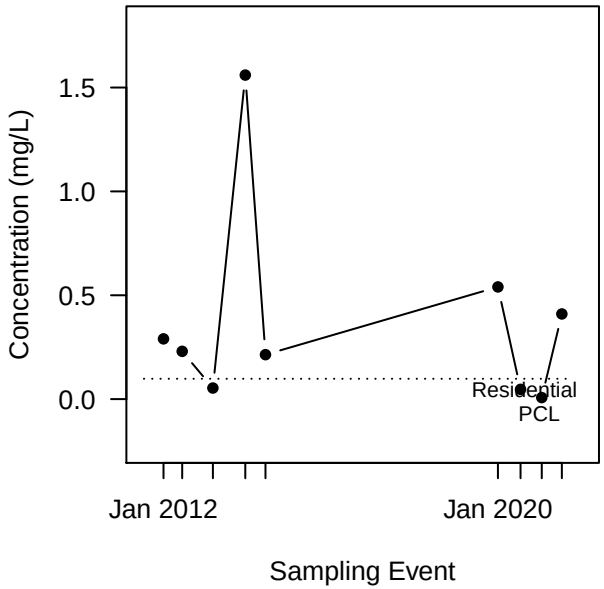

Naphthalene (Det/N = 9/9)
Decreasing
(p−value=0.0382 and CV=1.3)

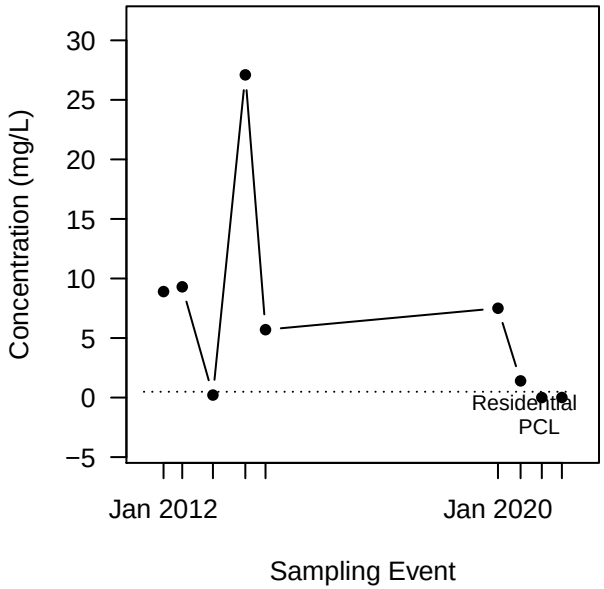

LEGEND:
Concentration

- ● DET
- ✳ DET, J−flagged
- ○ ND (DL plotted)

NOTE: A p−value<0.05 indicates a statistically significant trend.
A p−value is the probability, if no trend is present, that we'd observe such an increasing or decreasing trend.

Mann−Kendall Trend Tests for MW−76B

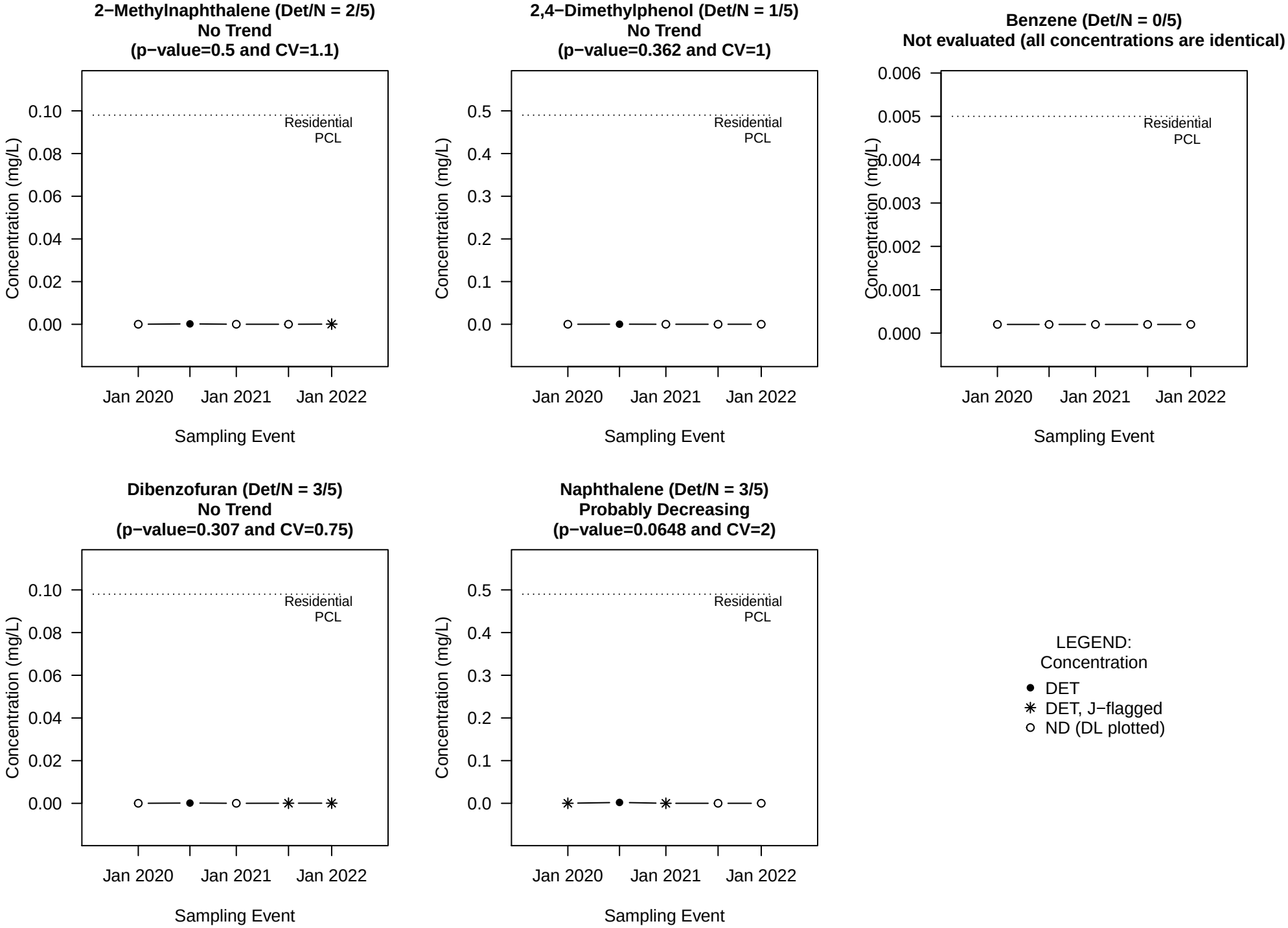

NOTE: A p−value<0.05 indicates a statistically significant trend.
A p−value is the probability, if no trend is present, that we'd observe such an increasing or decreasing trend.

Mann−Kendall Trend Tests for MW−80B

2−Methylnaphthalene (Det/N = 1/11)
Probably Decreasing
(p−value=0.0774 and CV=1.3)

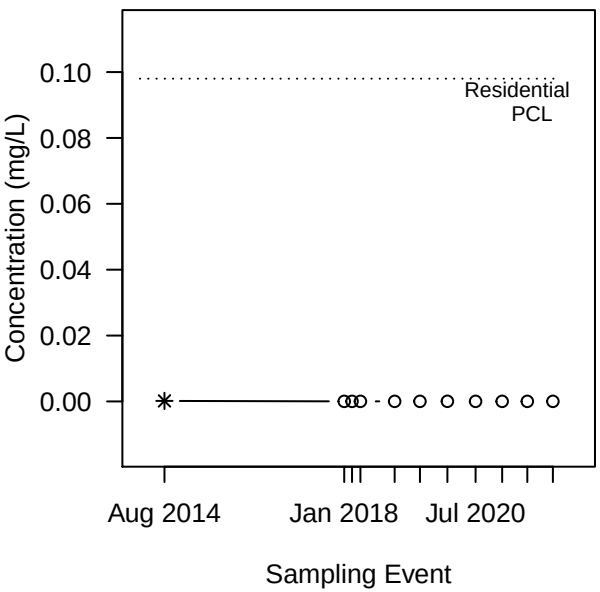

2,4−Dimethylphenol (Det/N = 2/11)
No Trend
(p−value=0.241 and CV=1.1)

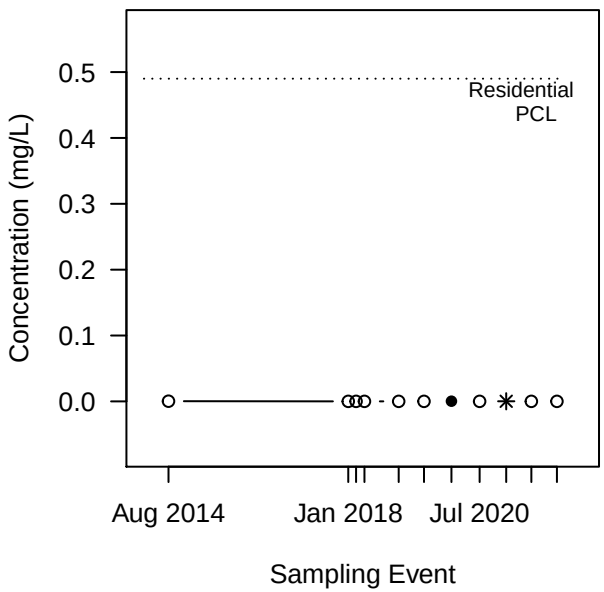

Benzene (Det/N = 1/11)
Probably Decreasing
(p−value=0.0774 and CV=0.17)

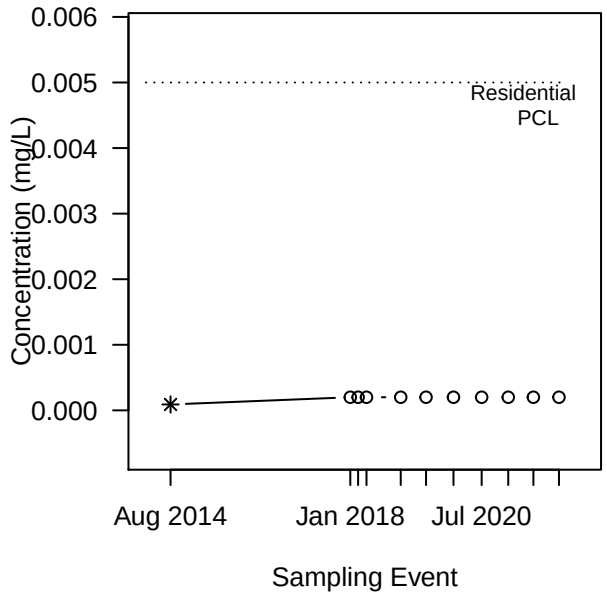

Dibenzofuran (Det/N = 1/11)
No Trend
(p−value=0.437 and CV=0.69)

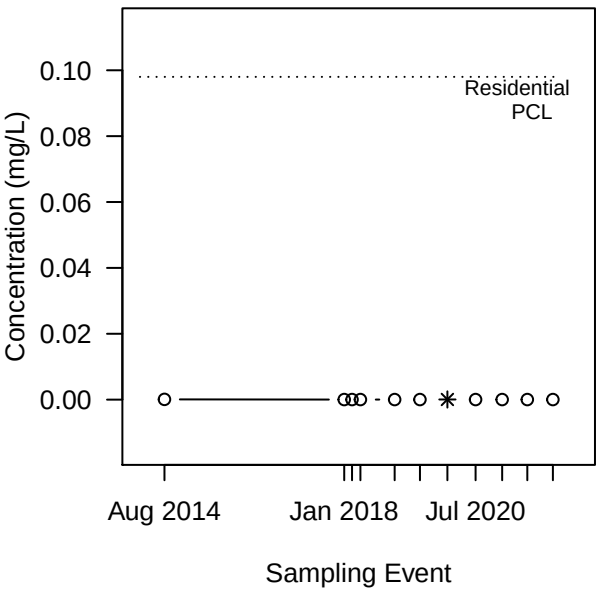

Naphthalene (Det/N = 3/11)
No Trend
(p−value=0.274 and CV=2.1)

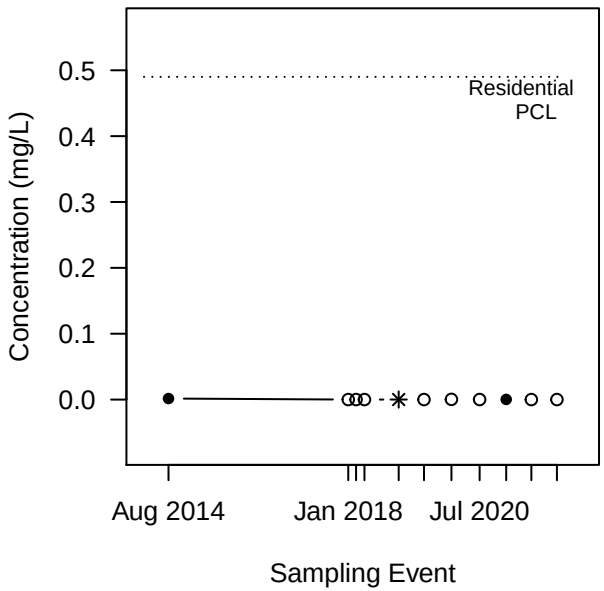

LEGEND:
Concentration

- ● DET
- ✳ DET, J−flagged
- ○ ND (DL plotted)

NOTE: A p−value<0.05 indicates a statistically significant trend.
A p−value is the probability, if no trend is present, that we'd observe such an increasing or decreasing trend.

Mann−Kendall Trend Tests for MW−81B

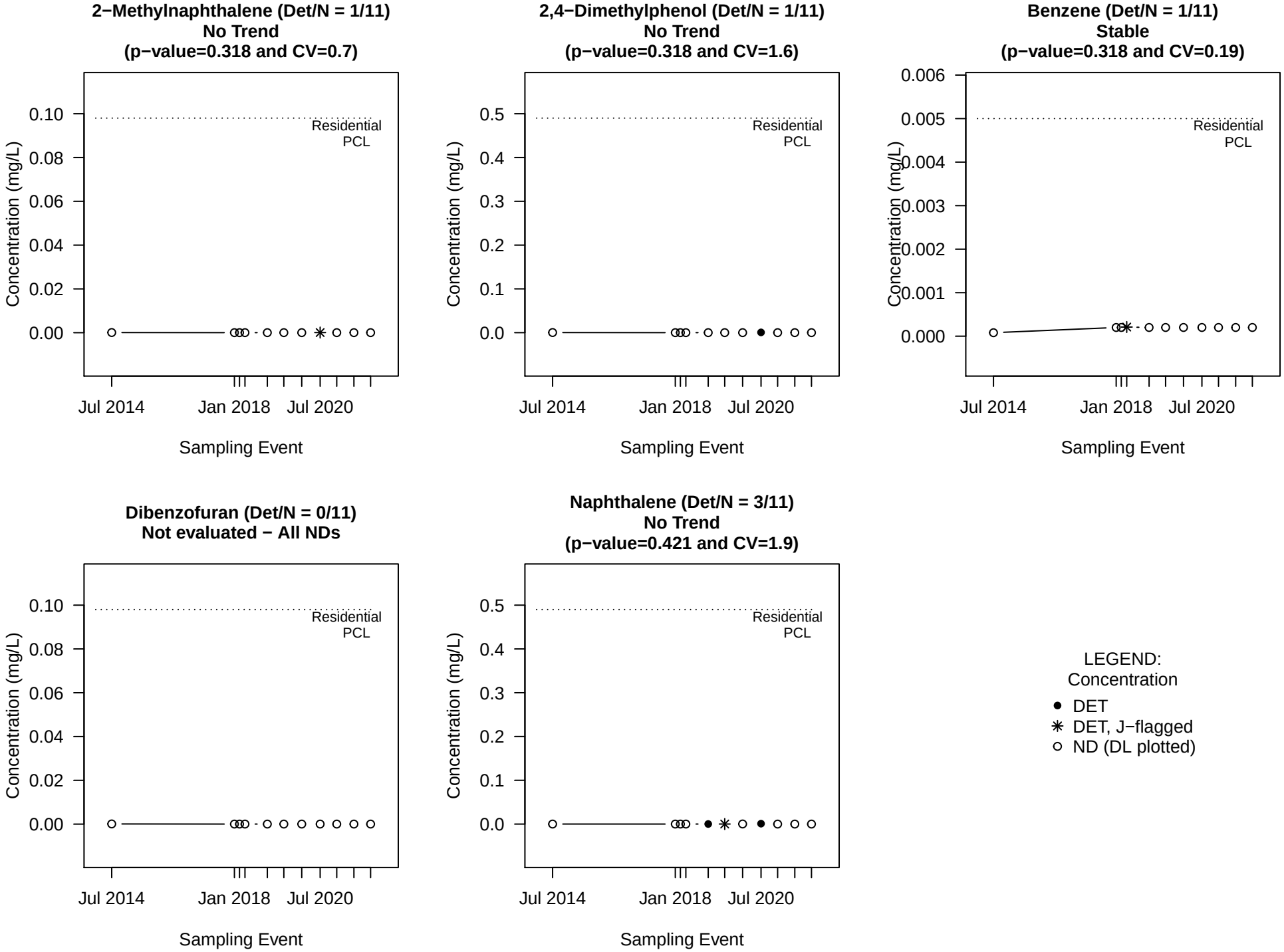

NOTE: A p−value<0.05 indicates a statistically significant trend.
A p−value is the probability, if no trend is present, that we'd observe such an increasing or decreasing trend.

Mann−Kendall Trend Tests for MW−88B

2−Methylnaphthalene (Det/N = 1/5)
No Trend
(p−value=0.144 and CV=1.3)

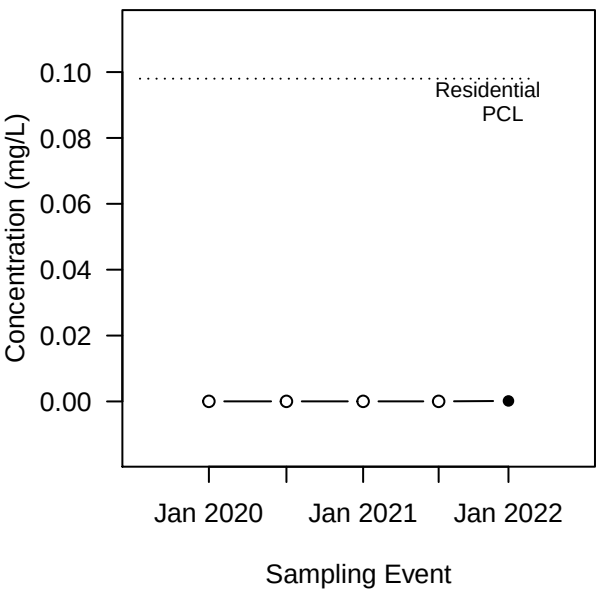

2,4−Dimethylphenol (Det/N = 0/5)
Not evaluated (all concentrations are identical)

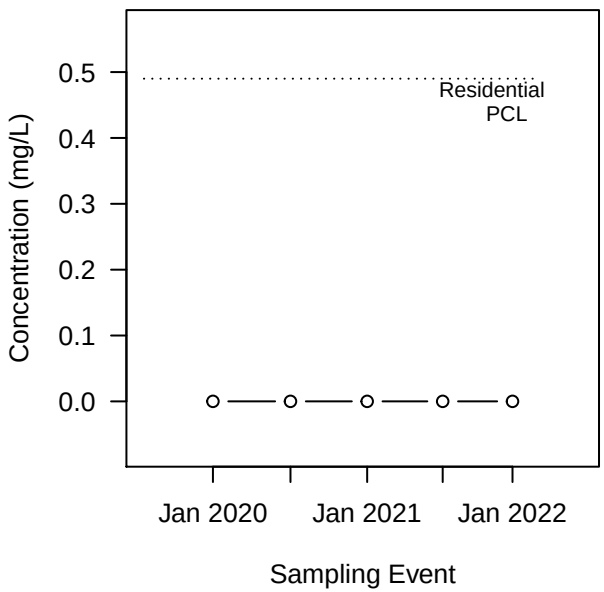

Benzene (Det/N = 0/5)
Not evaluated (all concentrations are identical)

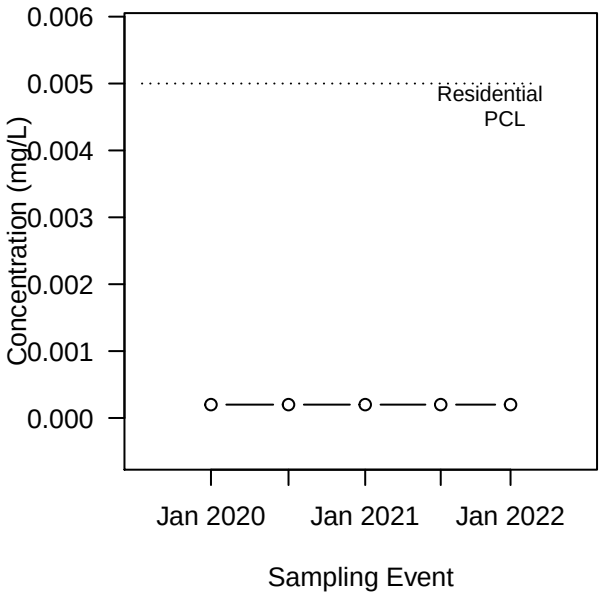

Dibenzofuran (Det/N = 1/5)
No Trend
(p−value=0.144 and CV=1.1)

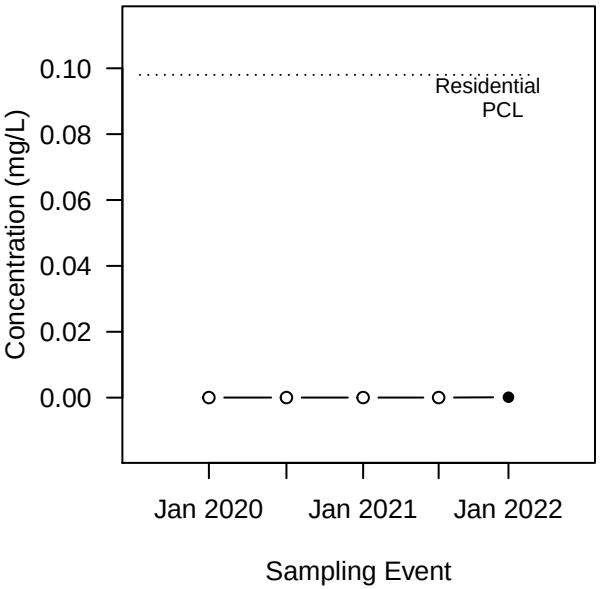

Naphthalene (Det/N = 1/5)
No Trend
(p−value=0.144 and CV=1.6)

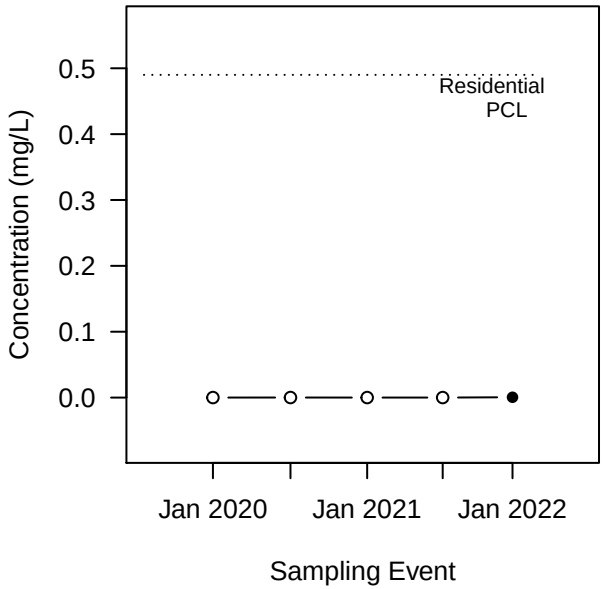

LEGEND:
Concentration
● DET
○ ND (DL plotted)

NOTE: A p−value<0.05 indicates a statistically significant trend.
A p−value is the probability, if no trend is present, that we'd observe such an increasing or decreasing trend.

Mann−Kendall Trend Tests for MW−98B

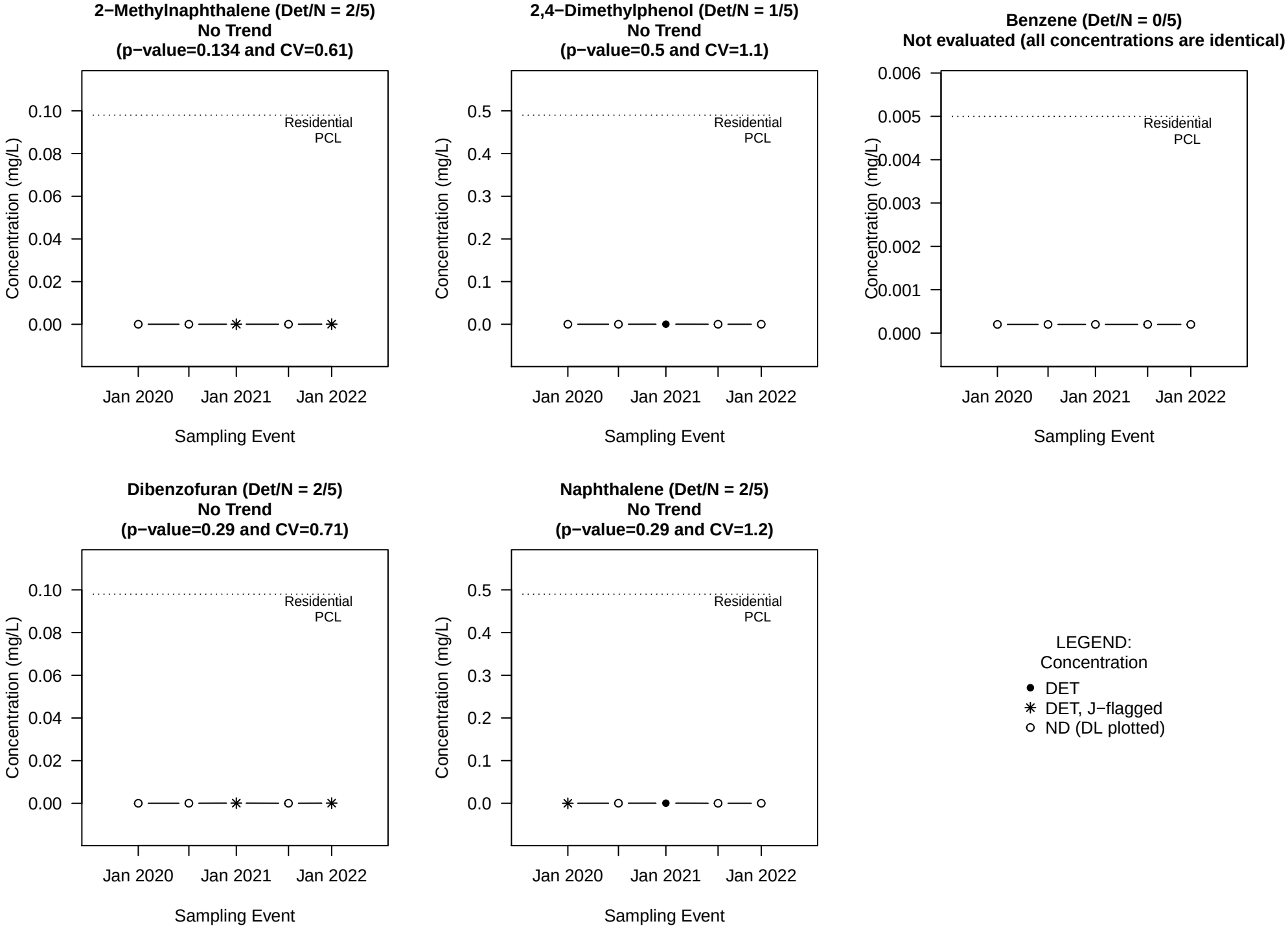

NOTE: A p−value<0.05 indicates a statistically significant trend.
A p−value is the probability, if no trend is present, that we'd observe such an increasing or decreasing trend.

Mann−Kendall Trend Tests for P−11

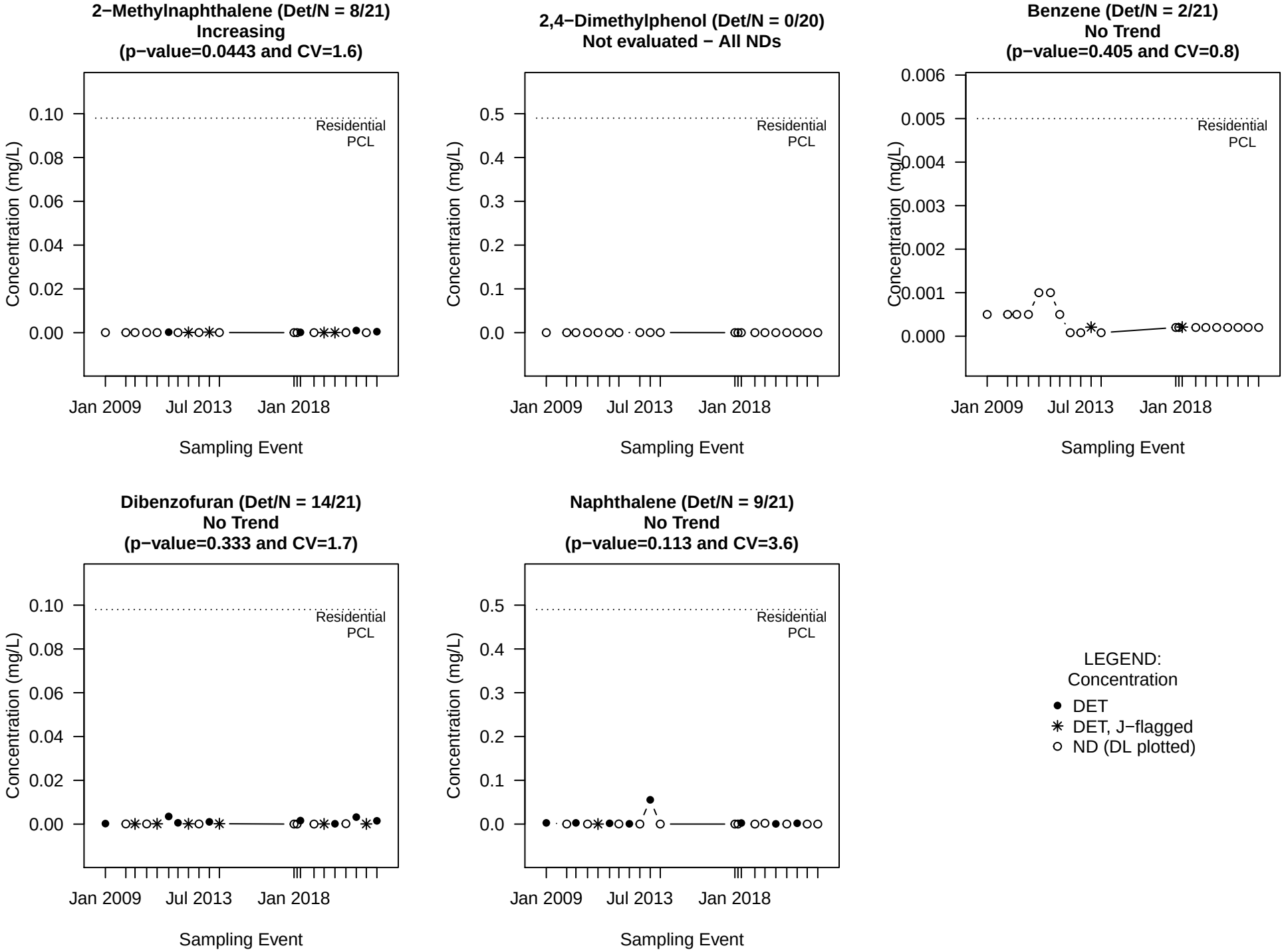

NOTE: A p−value<0.05 indicates a statistically significant trend.
A p−value is the probability, if no trend is present, that we'd observe such an increasing or decreasing trend.

Mann−Kendall Trend Tests for TW−41B

2−Methylnaphthalene (Det/N = 13/18)
Increasing
(p−value=0.00139 and CV=1.5)

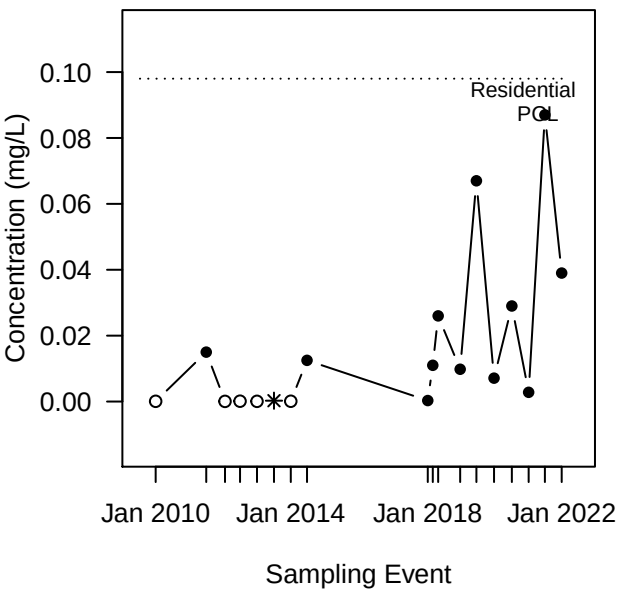

2,4−Dimethylphenol (Det/N = 3/18)
No Trend
(p−value=0.298 and CV=1.6)

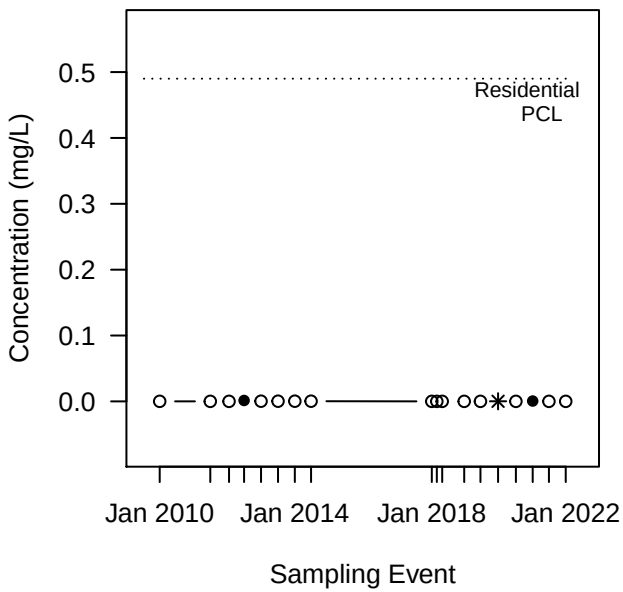

Benzene (Det/N = 9/18)
Increasing
(p−value=0.00463 and CV=0.63)

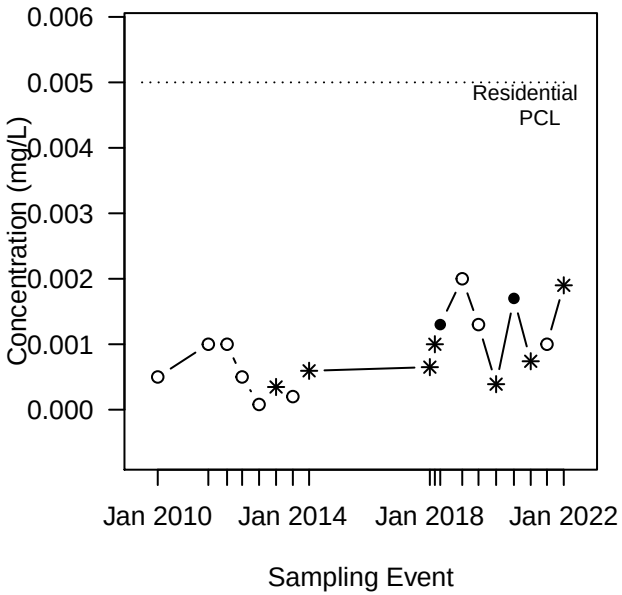

Dibenzofuran (Det/N = 14/18)
Increasing
(p−value=0.00163 and CV=0.86)

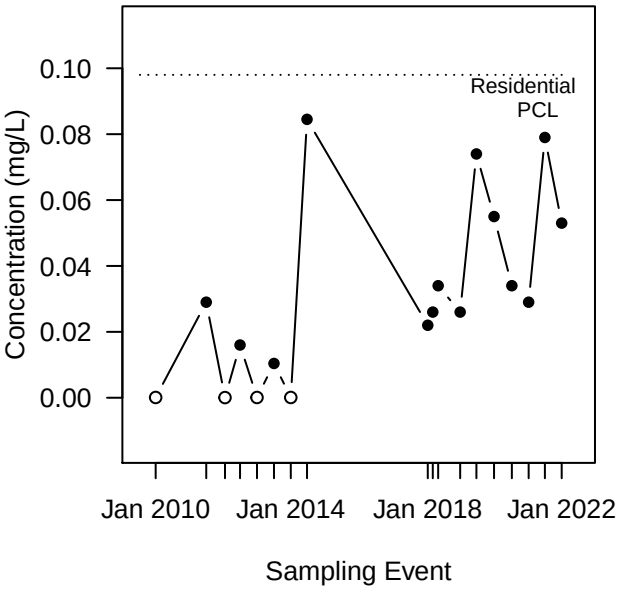

Naphthalene (Det/N = 15/18)
Increasing
(p−value=0.00135 and CV=1.7)

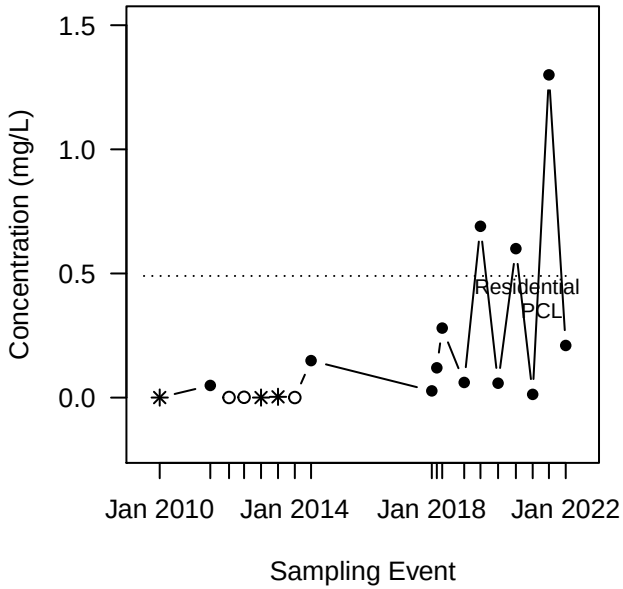

LEGEND:
Concentration

- ● DET
- ✳ DET, J−flagged
- ○ ND (DL plotted)

NOTE: A p−value<0.05 indicates a statistically significant trend.
A p−value is the probability, if no trend is present, that we'd observe such an increasing or decreasing trend.

Mann−Kendall Trend Tests for MW−22BR

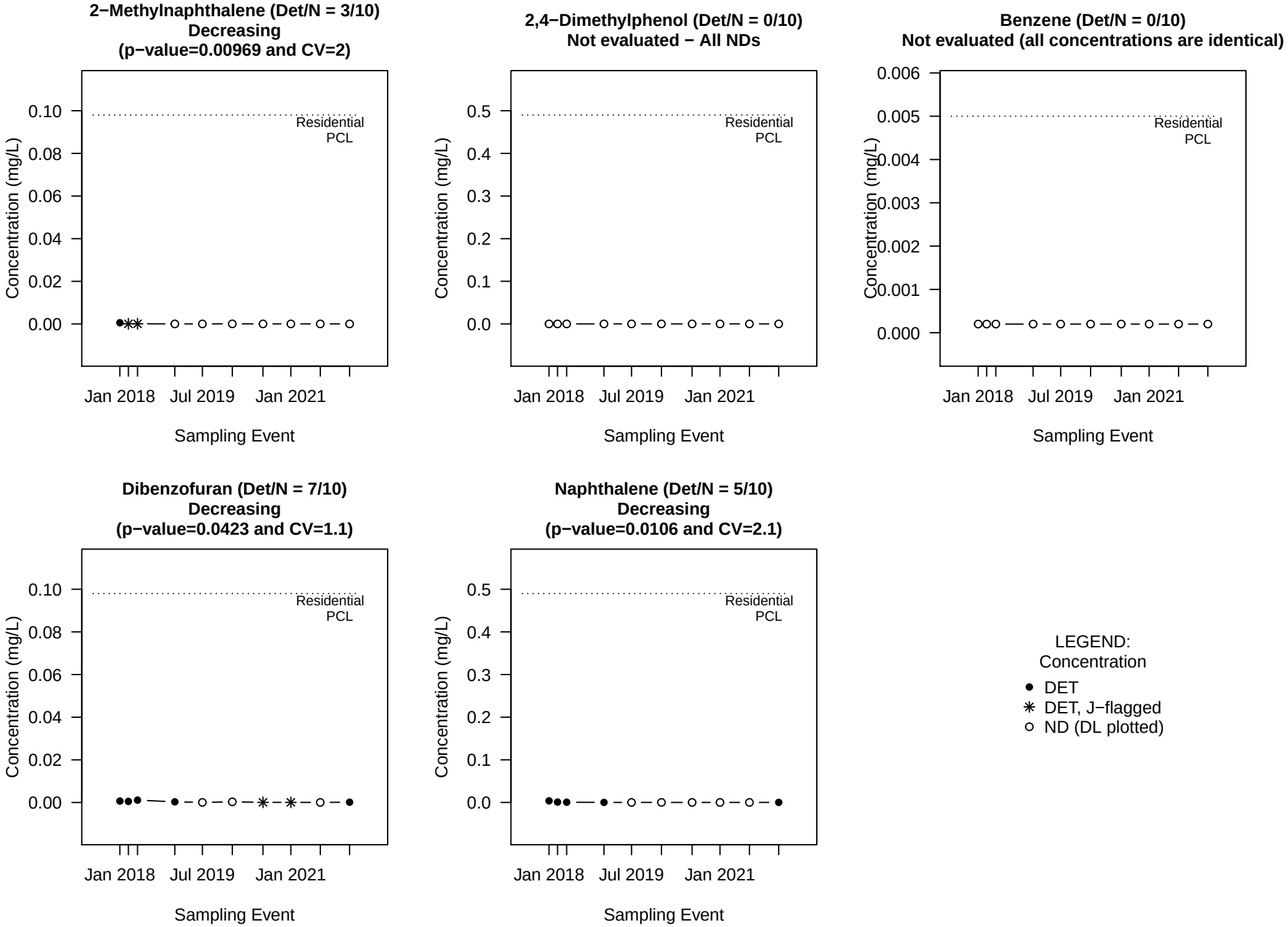

NOTE: A p−value<0.05 indicates a statistically significant trend.
A p−value is the probability, if no trend is present, that we'd observe such an increasing or decreasing trend.

Mann−Kendall Trend Tests for MW−32B

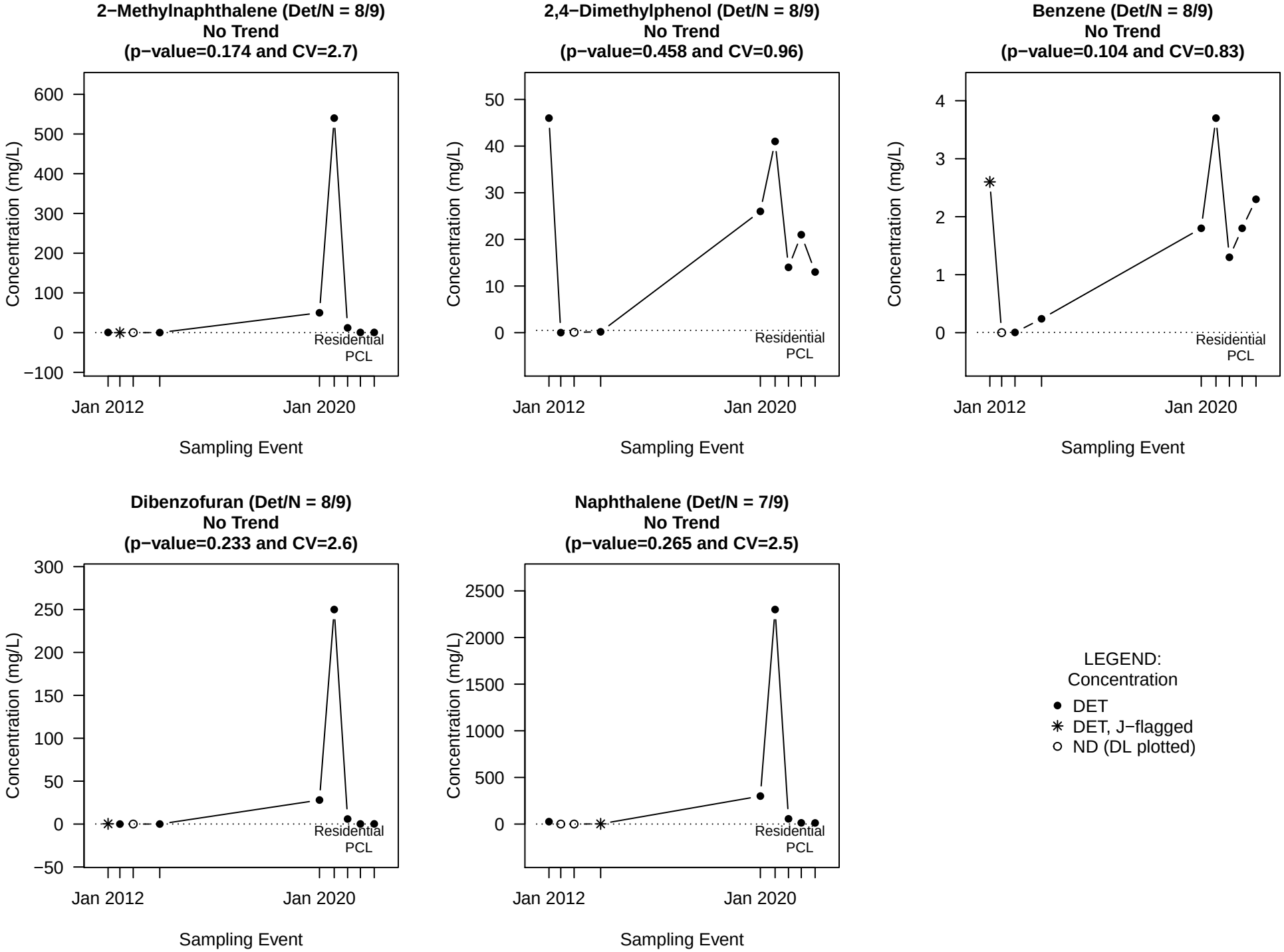

NOTE: A p−value<0.05 indicates a statistically significant trend.
A p−value is the probability, if no trend is present, that we'd observe such an increasing or decreasing trend.

Mann−Kendall Trend Tests for MW−33BR

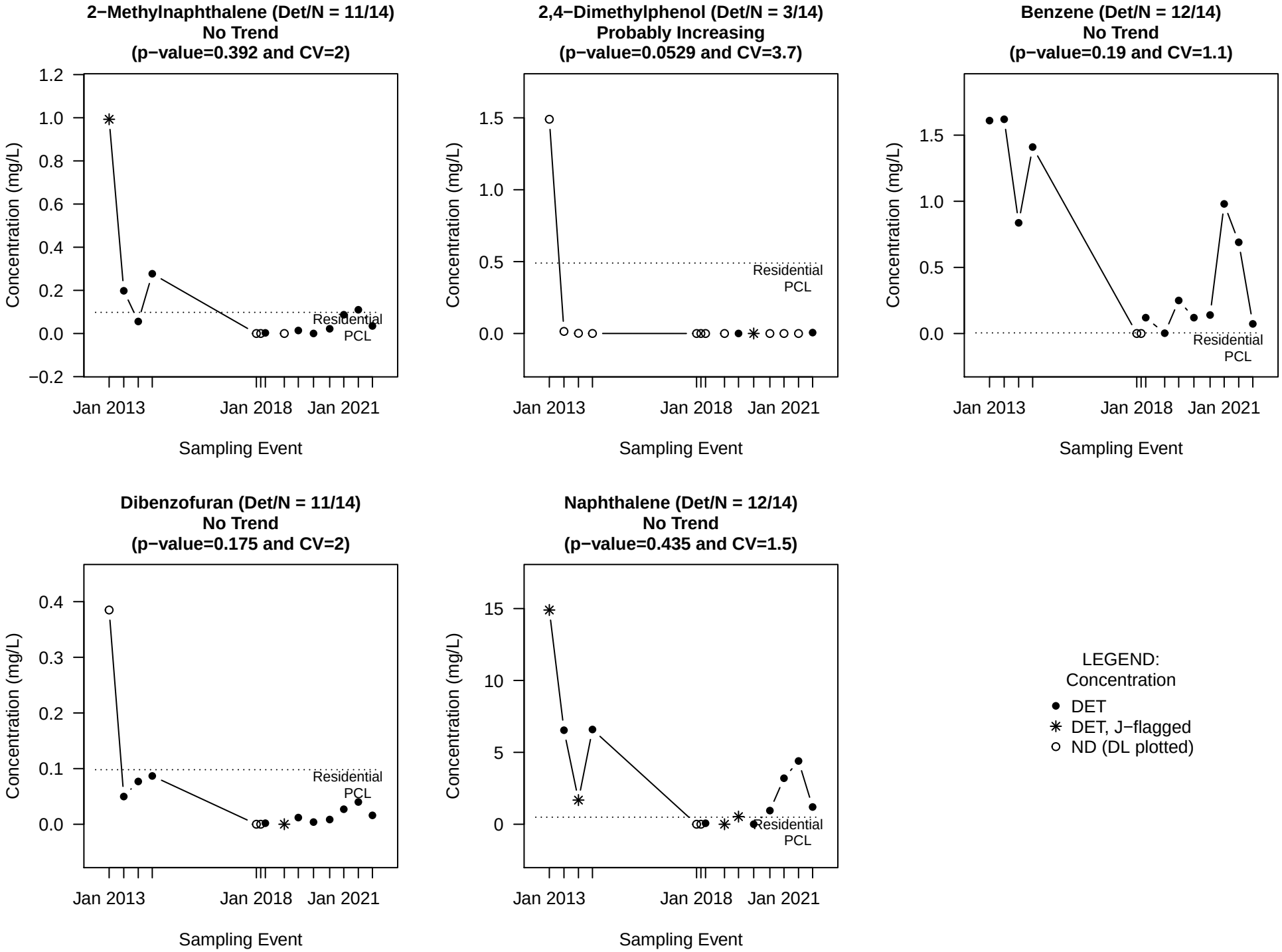

NOTE: A p−value<0.05 indicates a statistically significant trend.
A p−value is the probability, if no trend is present, that we'd observe such an increasing or decreasing trend.

Mann−Kendall Trend Tests for MW−35B

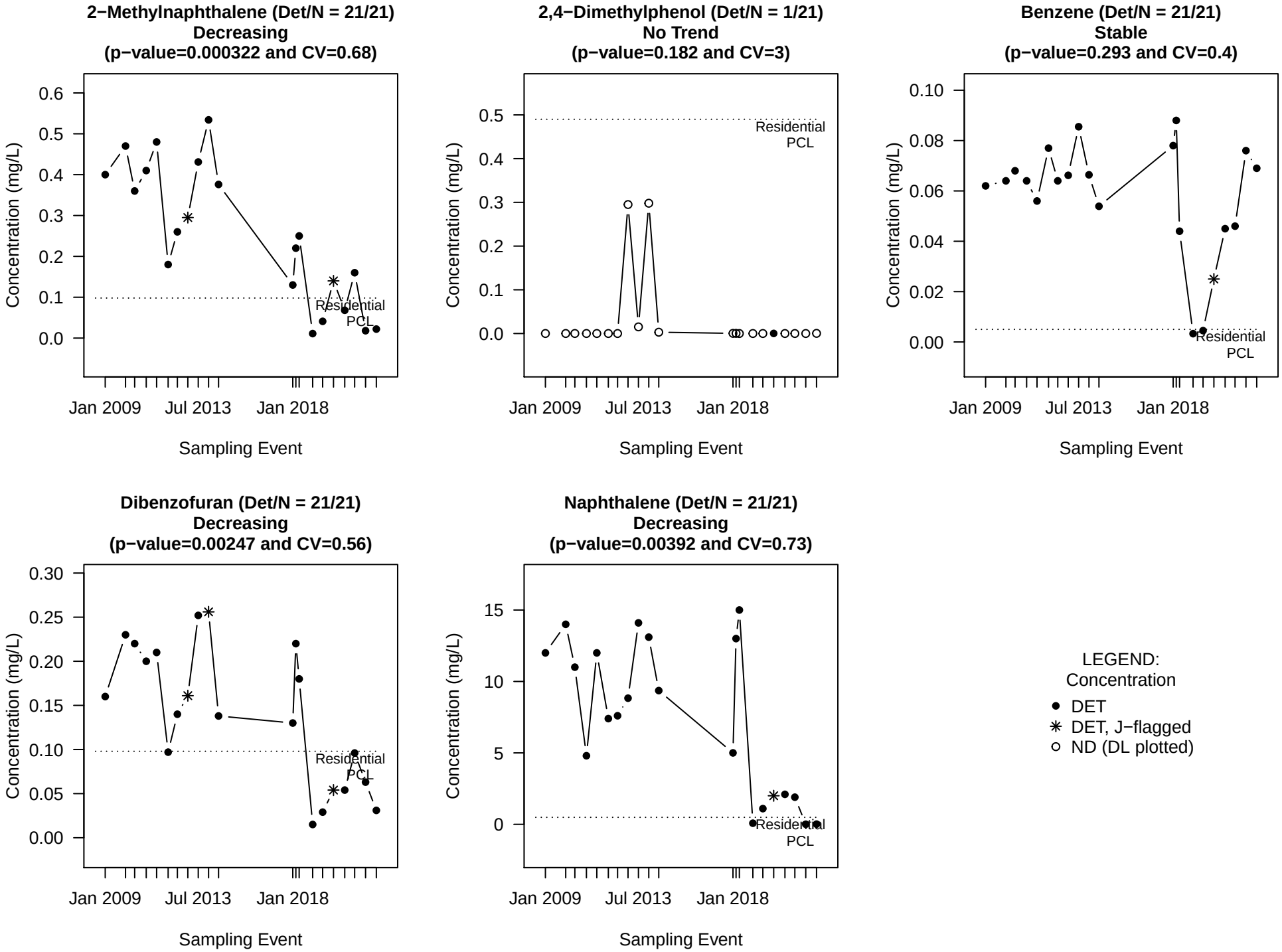

NOTE: A p−value<0.05 indicates a statistically significant trend.
A p−value is the probability, if no trend is present, that we'd observe such an increasing or decreasing trend.

Mann−Kendall Trend Tests for MW−36B

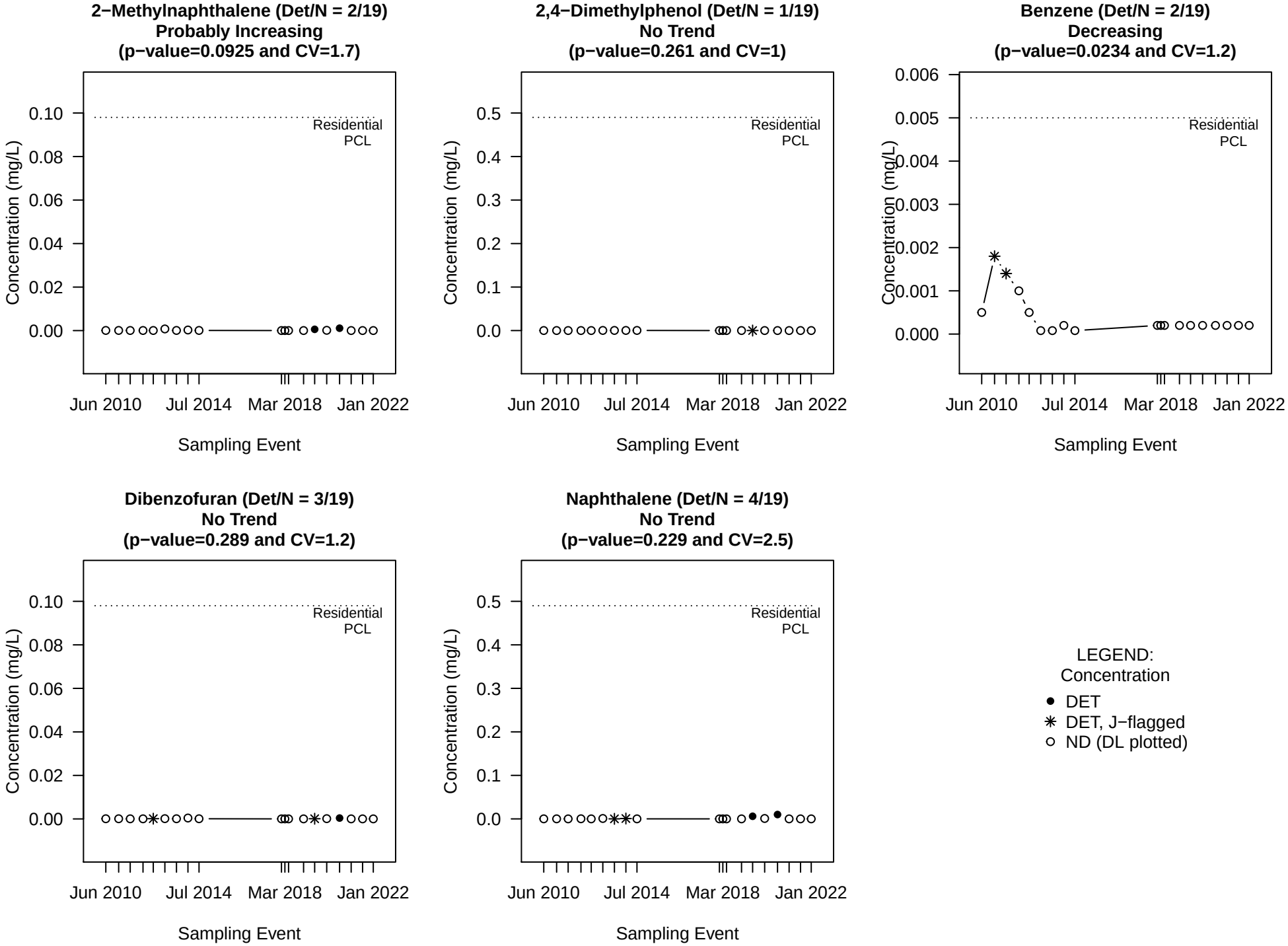

NOTE: A p−value<0.05 indicates a statistically significant trend.
A p−value is the probability, if no trend is present, that we'd observe such an increasing or decreasing trend.

Mann−Kendall Trend Tests for MW−38B

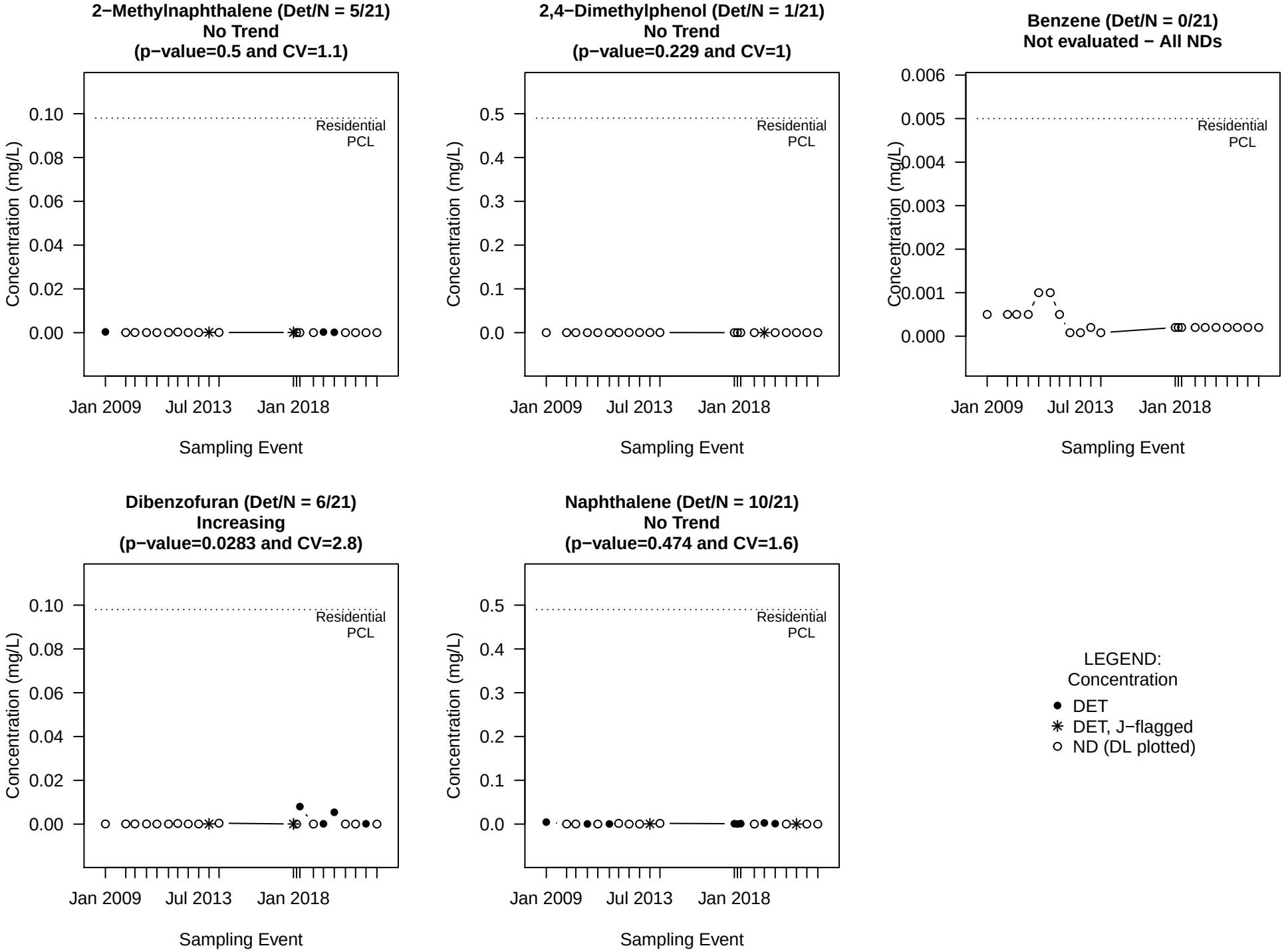

NOTE: A p−value<0.05 indicates a statistically significant trend.
A p−value is the probability, if no trend is present, that we'd observe such an increasing or decreasing trend.

Mann−Kendall Trend Tests for MW−54B

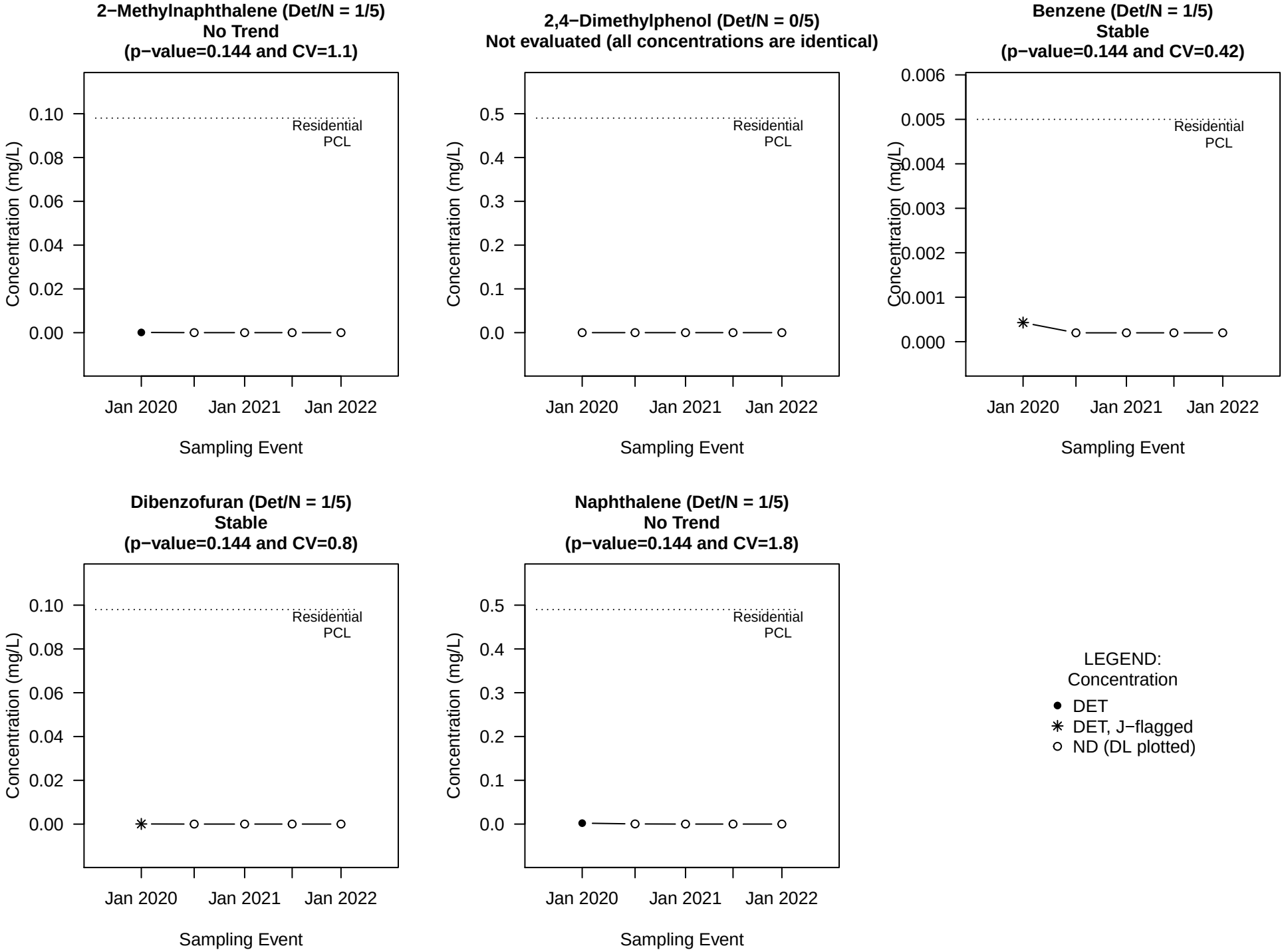

NOTE: A p−value<0.05 indicates a statistically significant trend.
A p−value is the probability, if no trend is present, that we'd observe such an increasing or decreasing trend.

Mann−Kendall Trend Tests for MW−59B

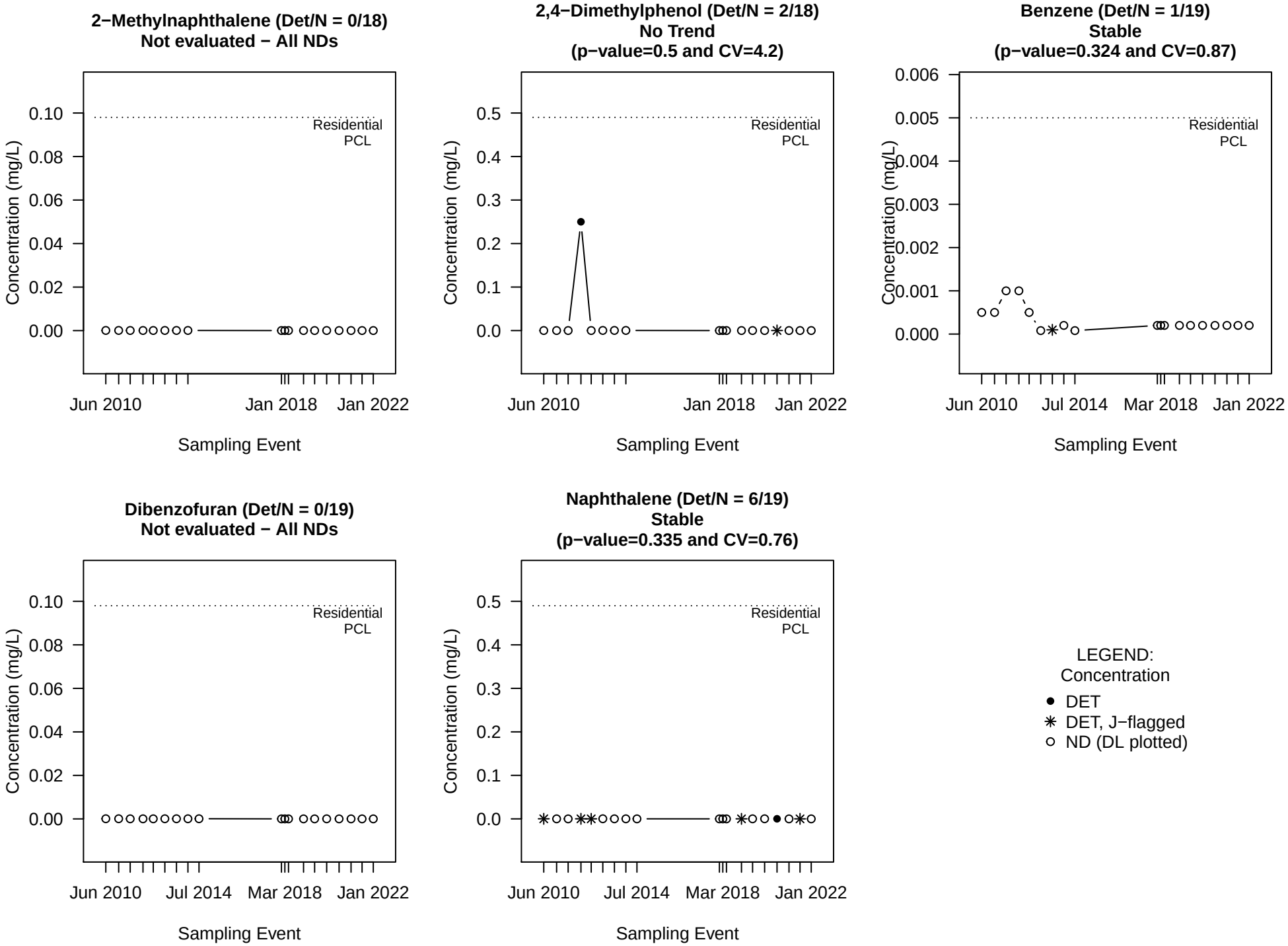

NOTE: A p−value<0.05 indicates a statistically significant trend.
A p−value is the probability, if no trend is present, that we'd observe such an increasing or decreasing trend.

Mann−Kendall Trend Tests for MW−60B

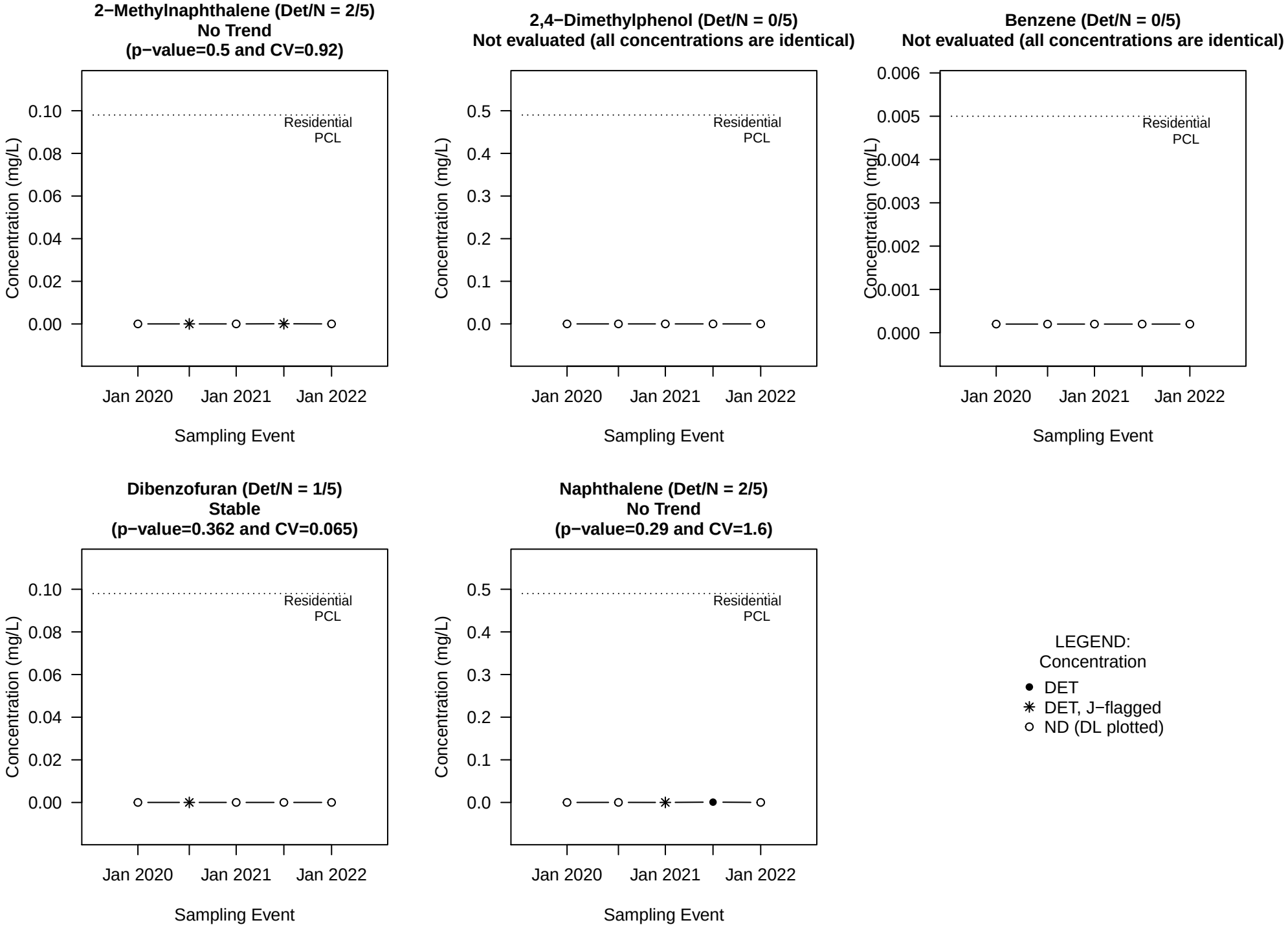

NOTE: A p−value<0.05 indicates a statistically significant trend.
A p−value is the probability, if no trend is present, that we'd observe such an increasing or decreasing trend.

Mann−Kendall Trend Tests for MW−61B

2−Methylnaphthalene (Det/N = 0/5)
Not evaluated (all concentrations are identical)

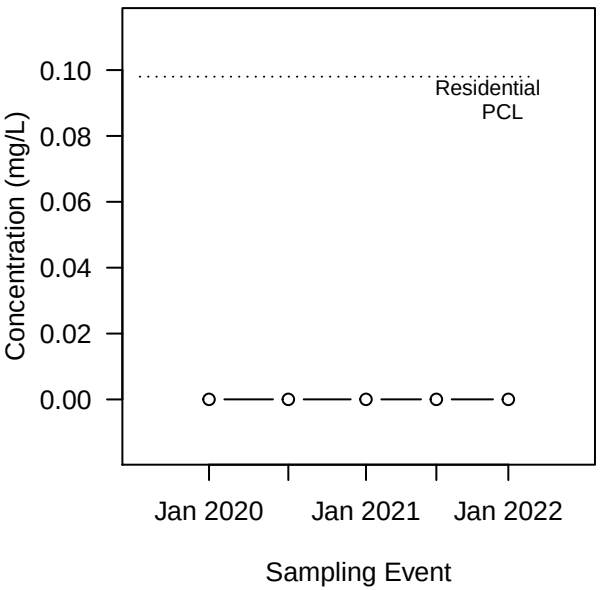

2,4−Dimethylphenol (Det/N = 0/5)
Not evaluated (all concentrations are identical)

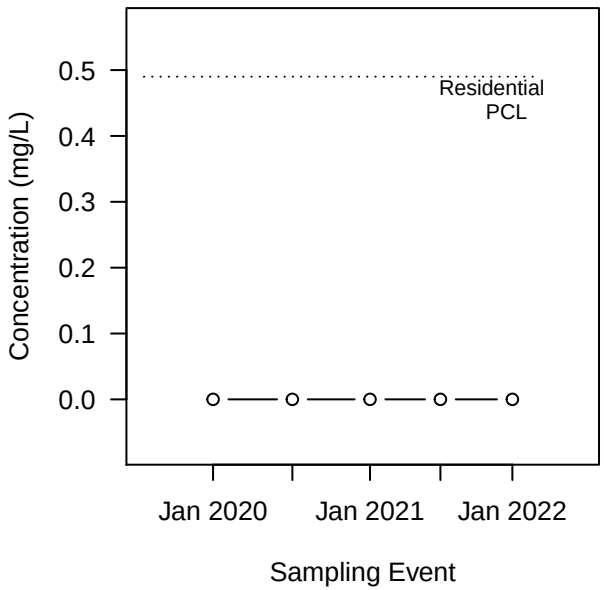

Benzene (Det/N = 0/5)
Not evaluated (all concentrations are identical)

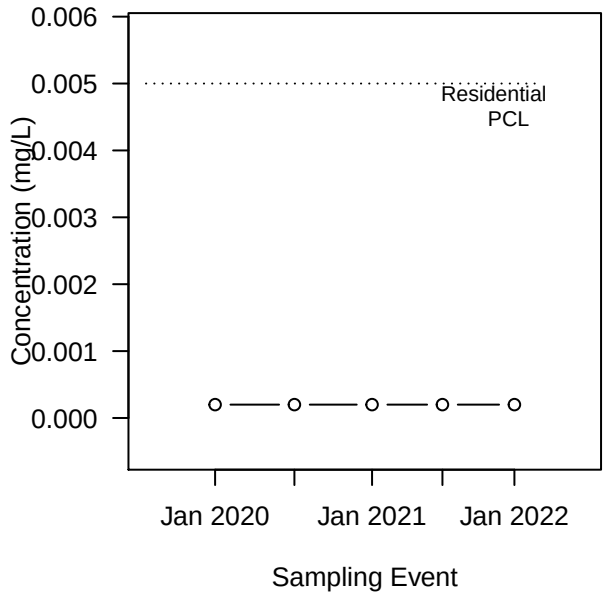

Dibenzofuran (Det/N = 0/5)
Not evaluated (all concentrations are identical)

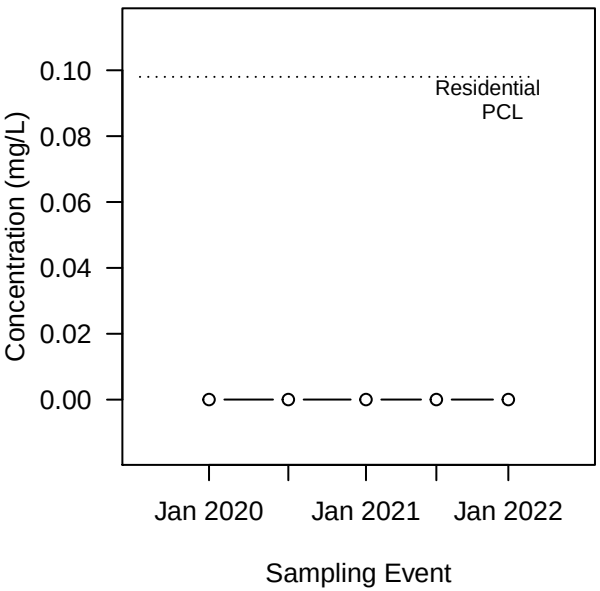

Naphthalene (Det/N = 0/5)
Not evaluated − All NDs

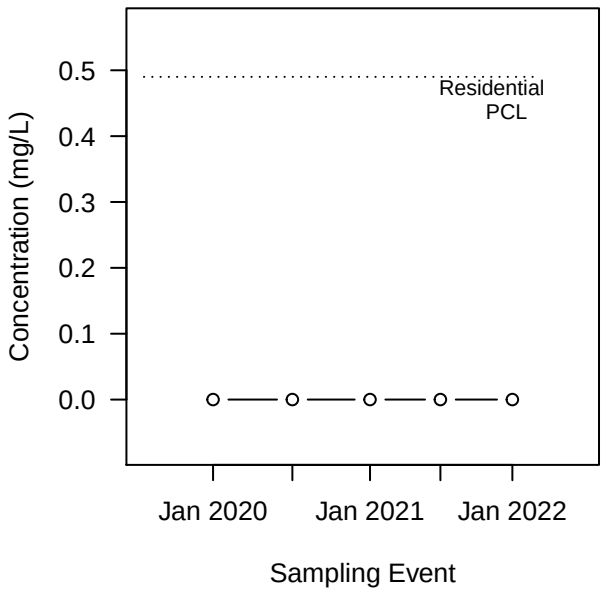

LEGEND:
Concentration
- ● DET
- ○ ND (DL plotted)

NOTE: A p−value<0.05 indicates a statistically significant trend.
A p−value is the probability, if no trend is present, that we'd observe such an increasing or decreasing trend.

Mann−Kendall Trend Tests for MW−63B

2−Methylnaphthalene (Det/N = 17/20)
Probably Decreasing
(p−value=0.0593 and CV=1.4)

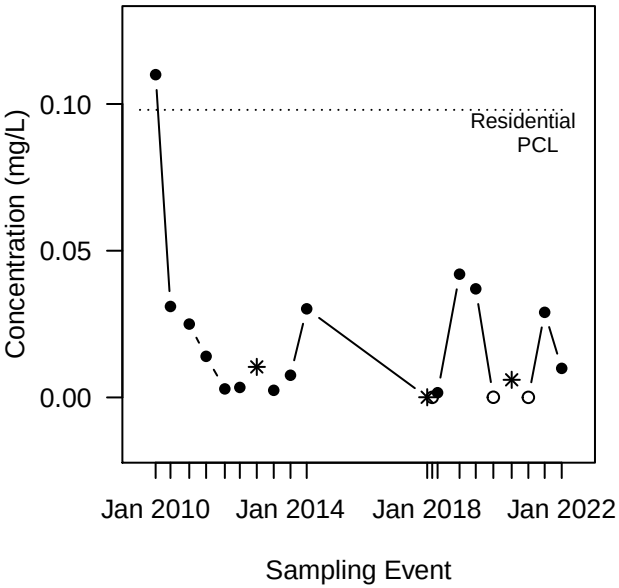

2,4−Dimethylphenol (Det/N = 4/20)
No Trend
(p−value=0.303 and CV=2.8)

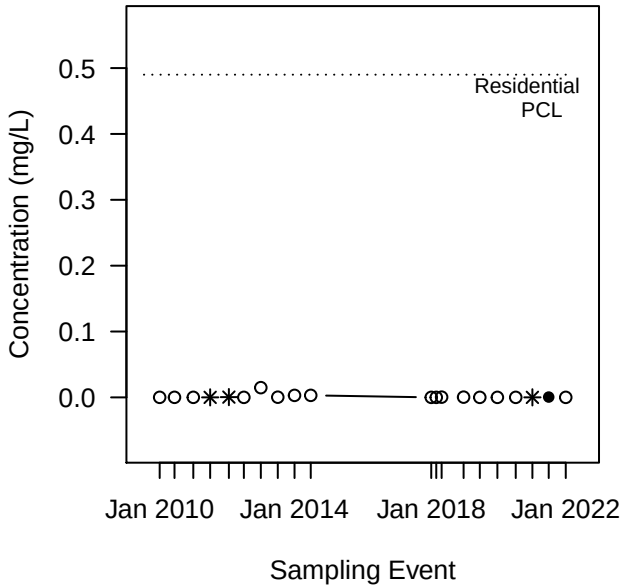

Benzene (Det/N = 19/20)
No Trend
(p−value=0.135 and CV=1.3)

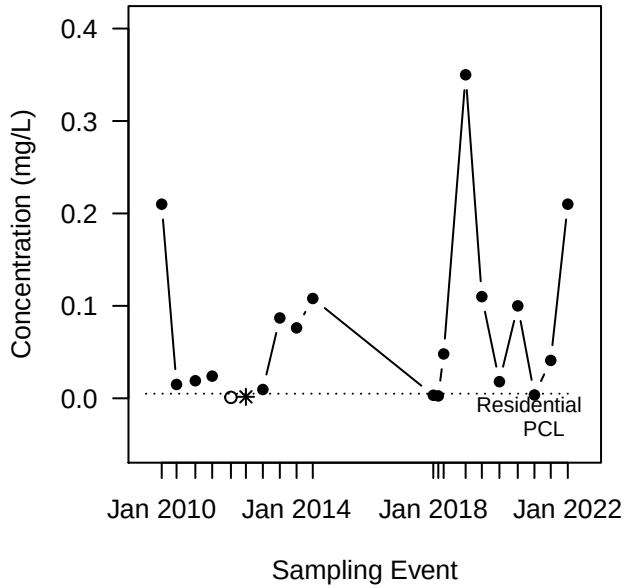

Dibenzofuran (Det/N = 17/20)
Probably Decreasing
(p−value=0.0632 and CV=1)

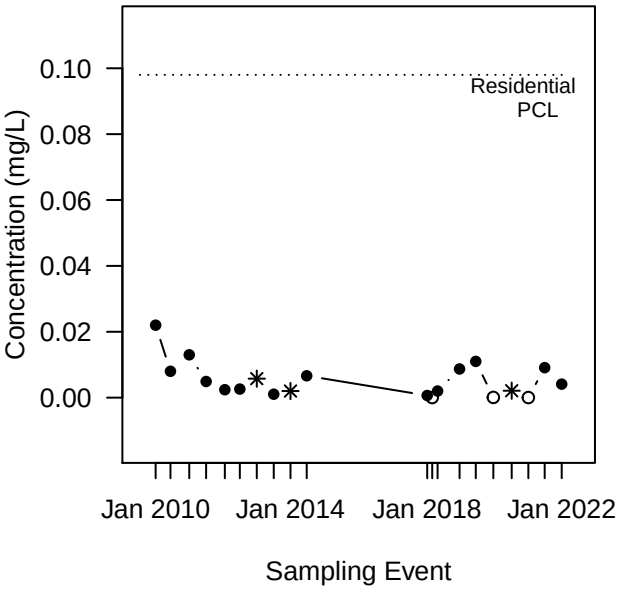

Naphthalene (Det/N = 16/20)
No Trend
(p−value=0.226 and CV=1.3)

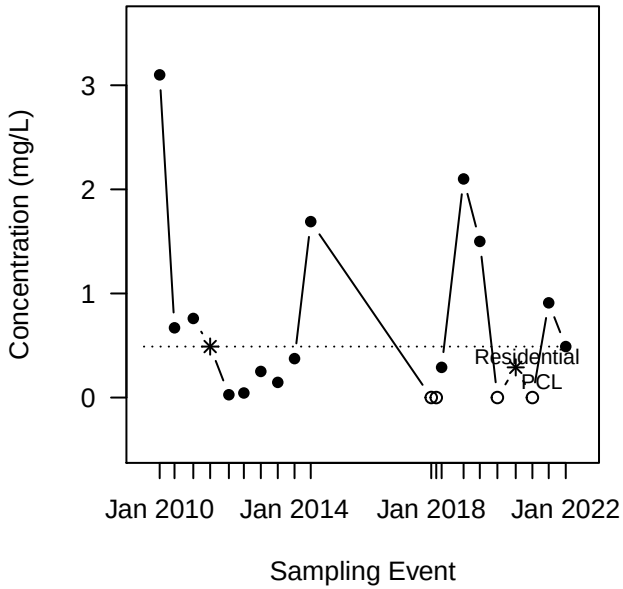

LEGEND:
Concentration

- ● DET
- ✳ DET, J−flagged
- ○ ND (DL plotted)

NOTE: A p−value<0.05 indicates a statistically significant trend.
A p−value is the probability, if no trend is present, that we'd observe such an increasing or decreasing trend.

Mann−Kendall Trend Tests for MW−67B

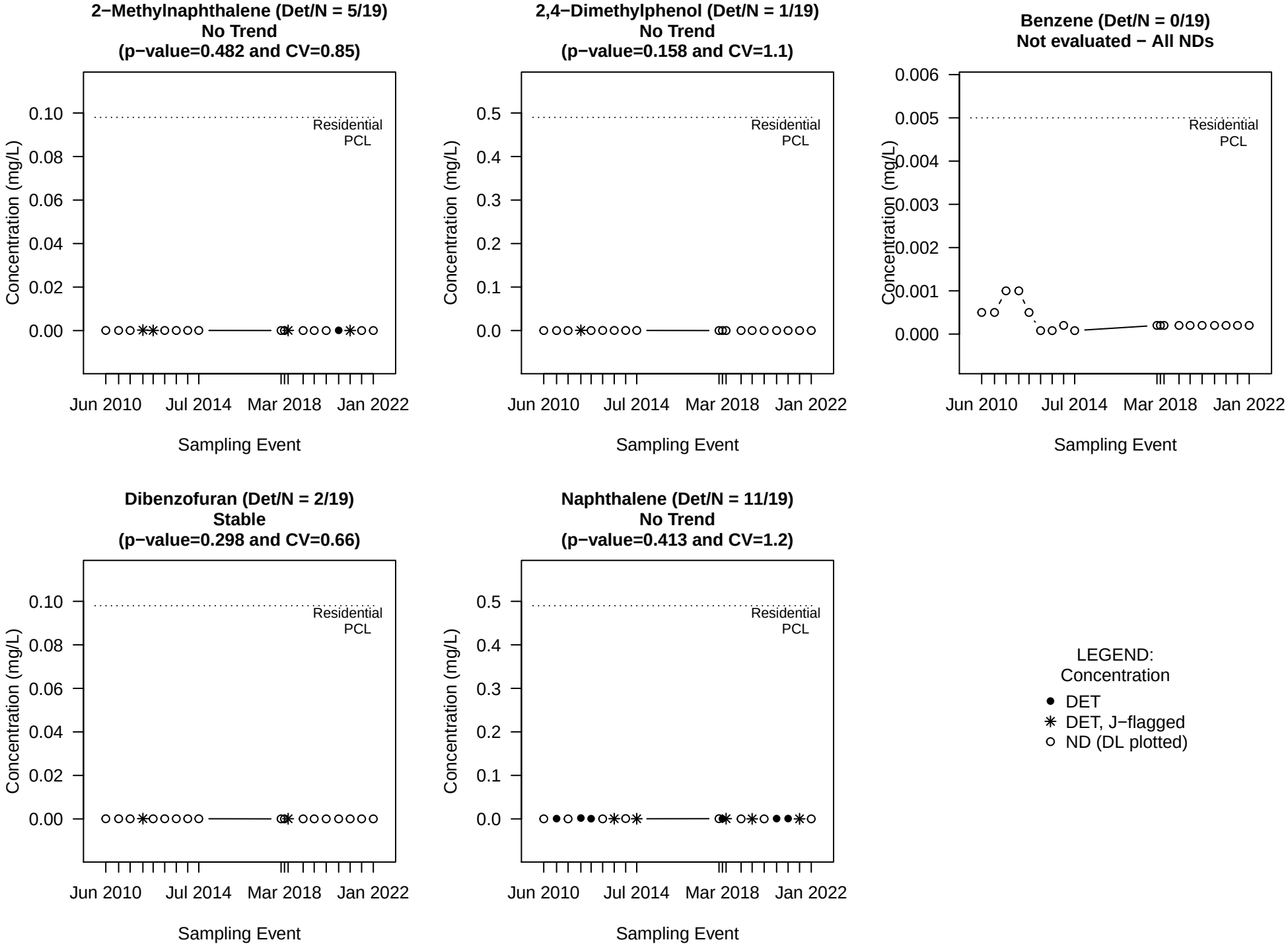

NOTE: A p−value<0.05 indicates a statistically significant trend.
A p−value is the probability, if no trend is present, that we'd observe such an increasing or decreasing trend.

Mann−Kendall Trend Tests for MW−68B

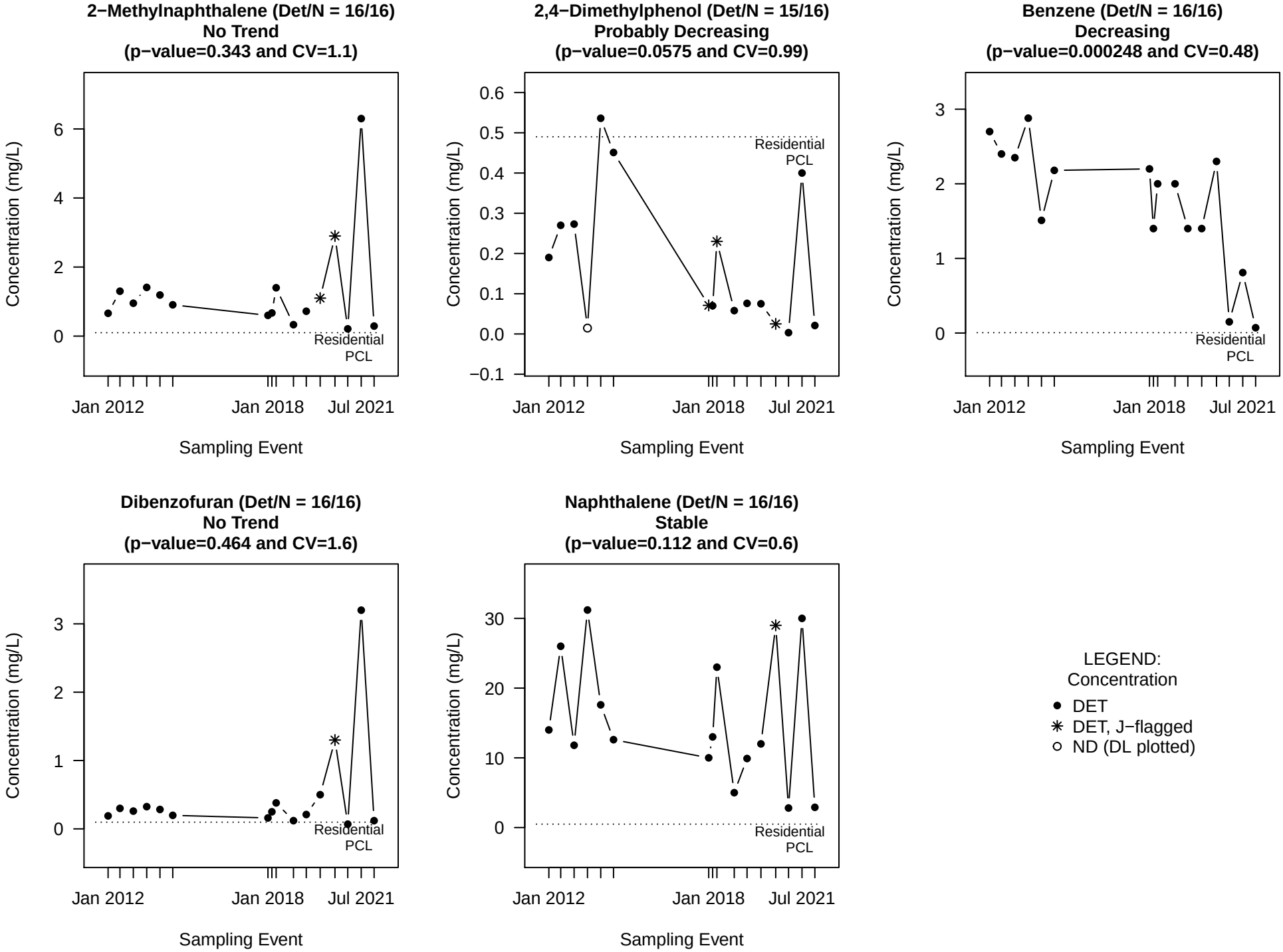

NOTE: A p−value<0.05 indicates a statistically significant trend.
A p−value is the probability, if no trend is present, that we'd observe such an increasing or decreasing trend.

Mann−Kendall Trend Tests for MW−70B

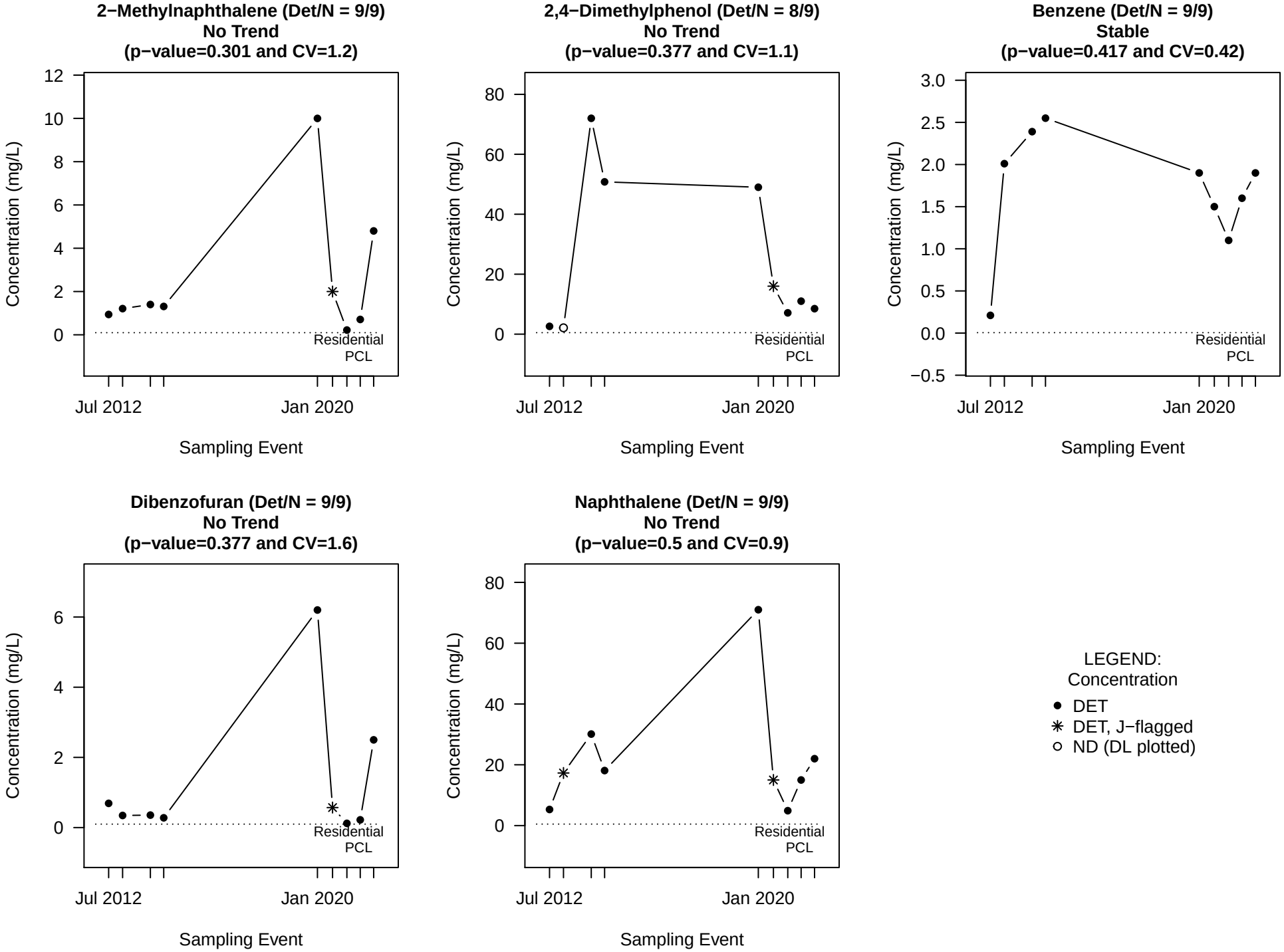

NOTE: A p−value<0.05 indicates a statistically significant trend.
A p−value is the probability, if no trend is present, that we'd observe such an increasing or decreasing trend.

Mann−Kendall Trend Tests for MW−71B

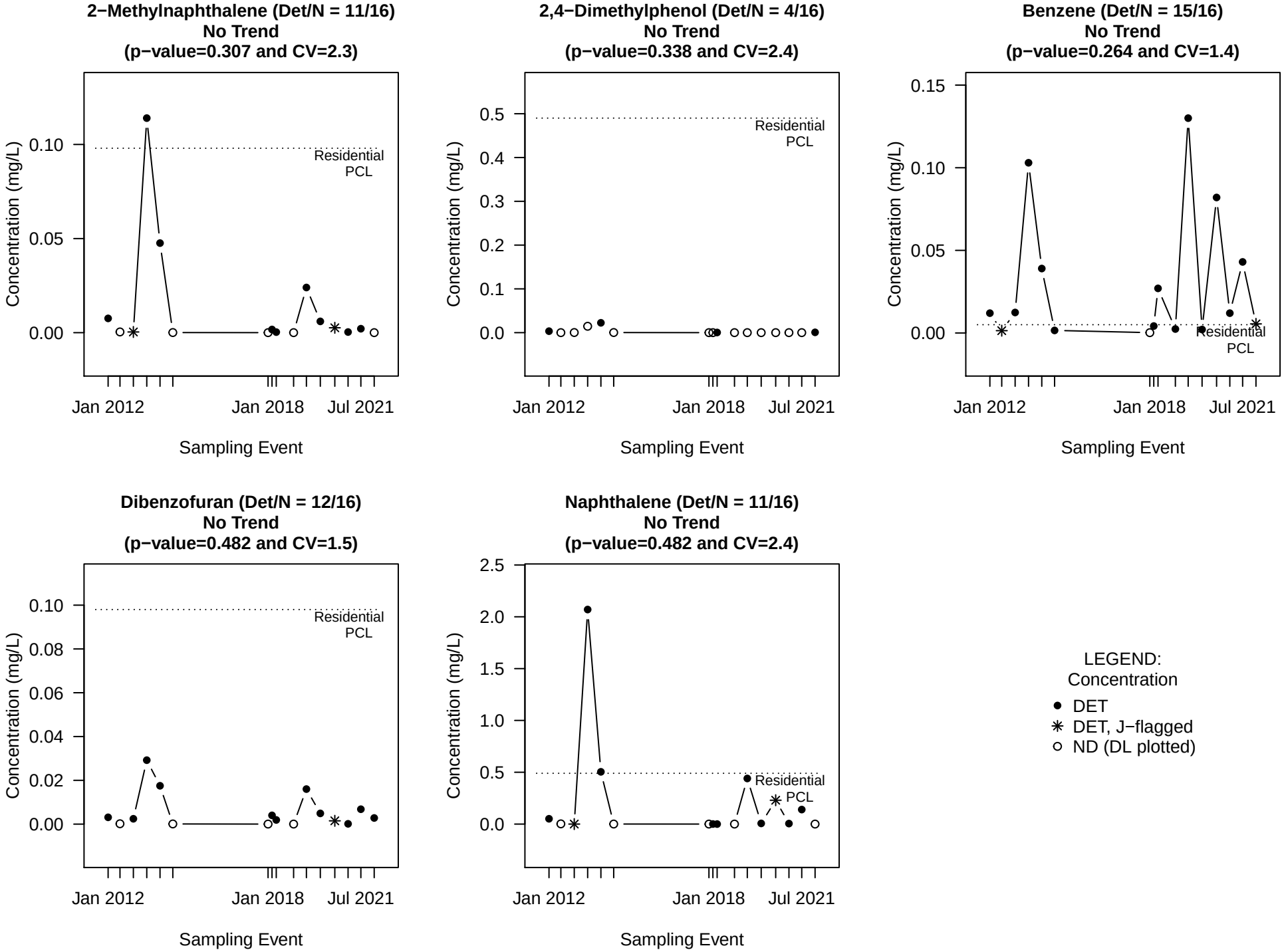

NOTE: A p−value<0.05 indicates a statistically significant trend.
A p−value is the probability, if no trend is present, that we'd observe such an increasing or decreasing trend.

Mann−Kendall Trend Tests for MW−72B

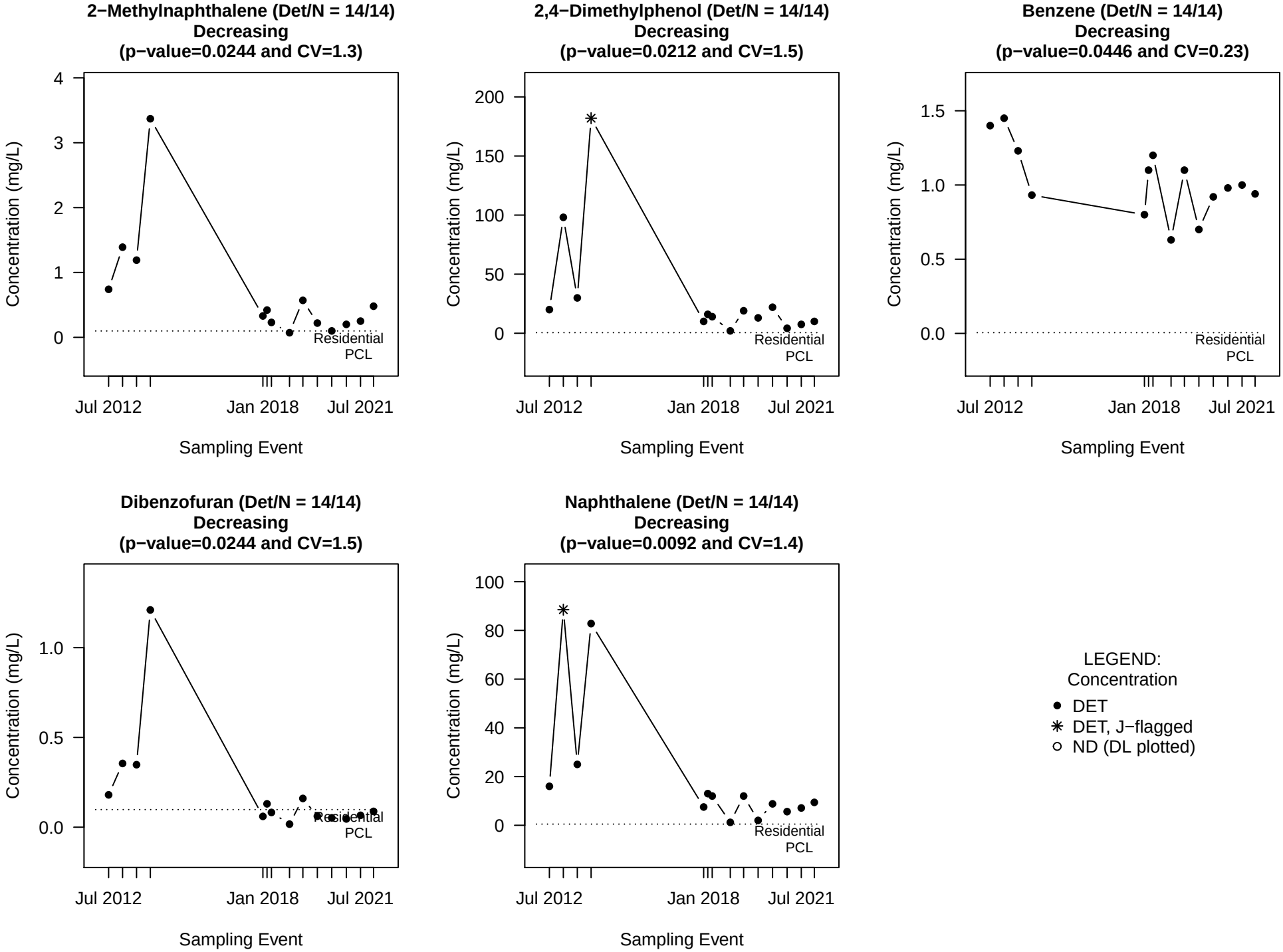

NOTE: A p−value<0.05 indicates a statistically significant trend.
A p−value is the probability, if no trend is present, that we'd observe such an increasing or decreasing trend.

Mann−Kendall Trend Tests for MW−82B

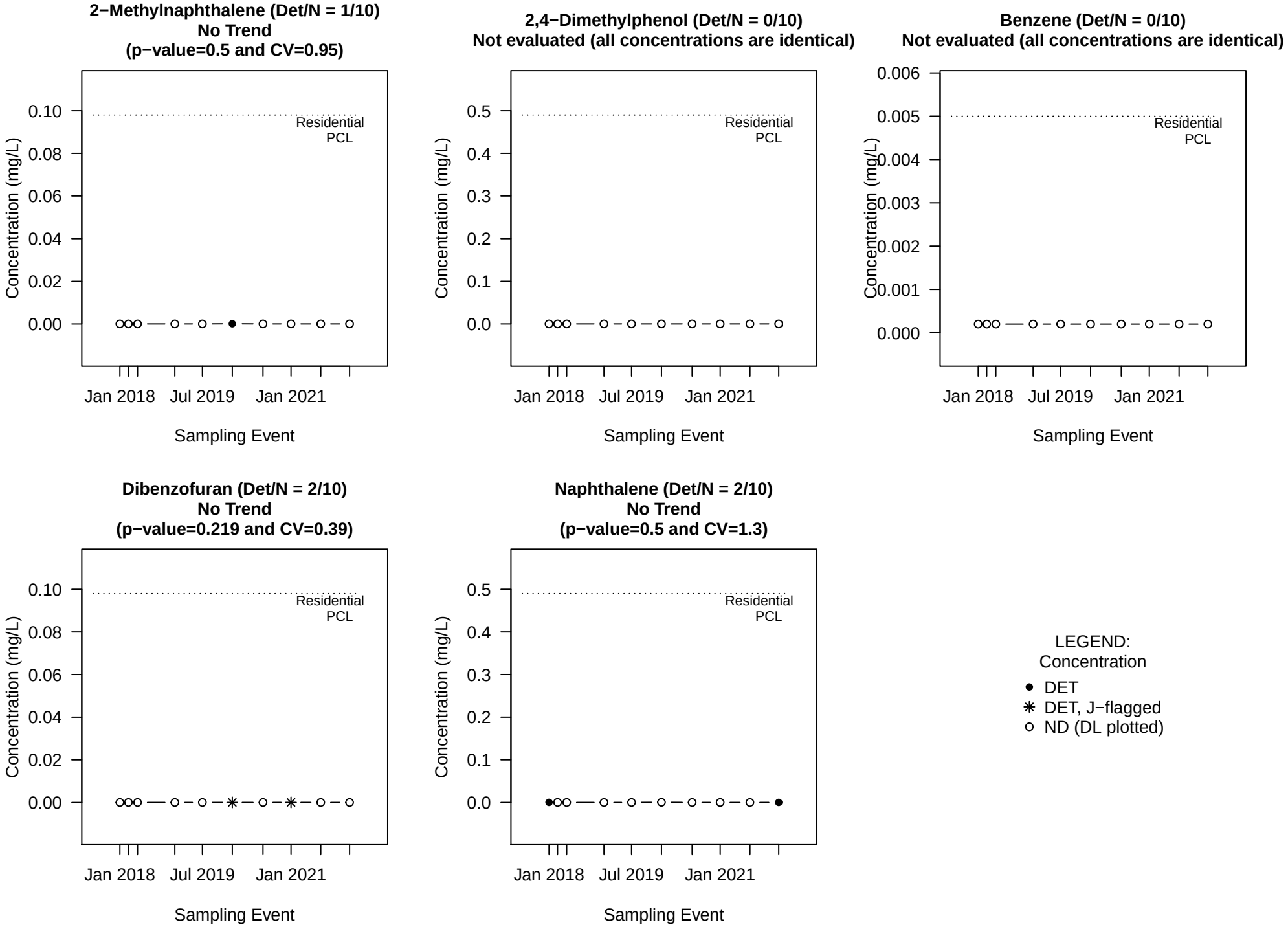

NOTE: A p−value<0.05 indicates a statistically significant trend.
A p−value is the probability, if no trend is present, that we'd observe such an increasing or decreasing trend.

Mann−Kendall Trend Tests for MW−83B

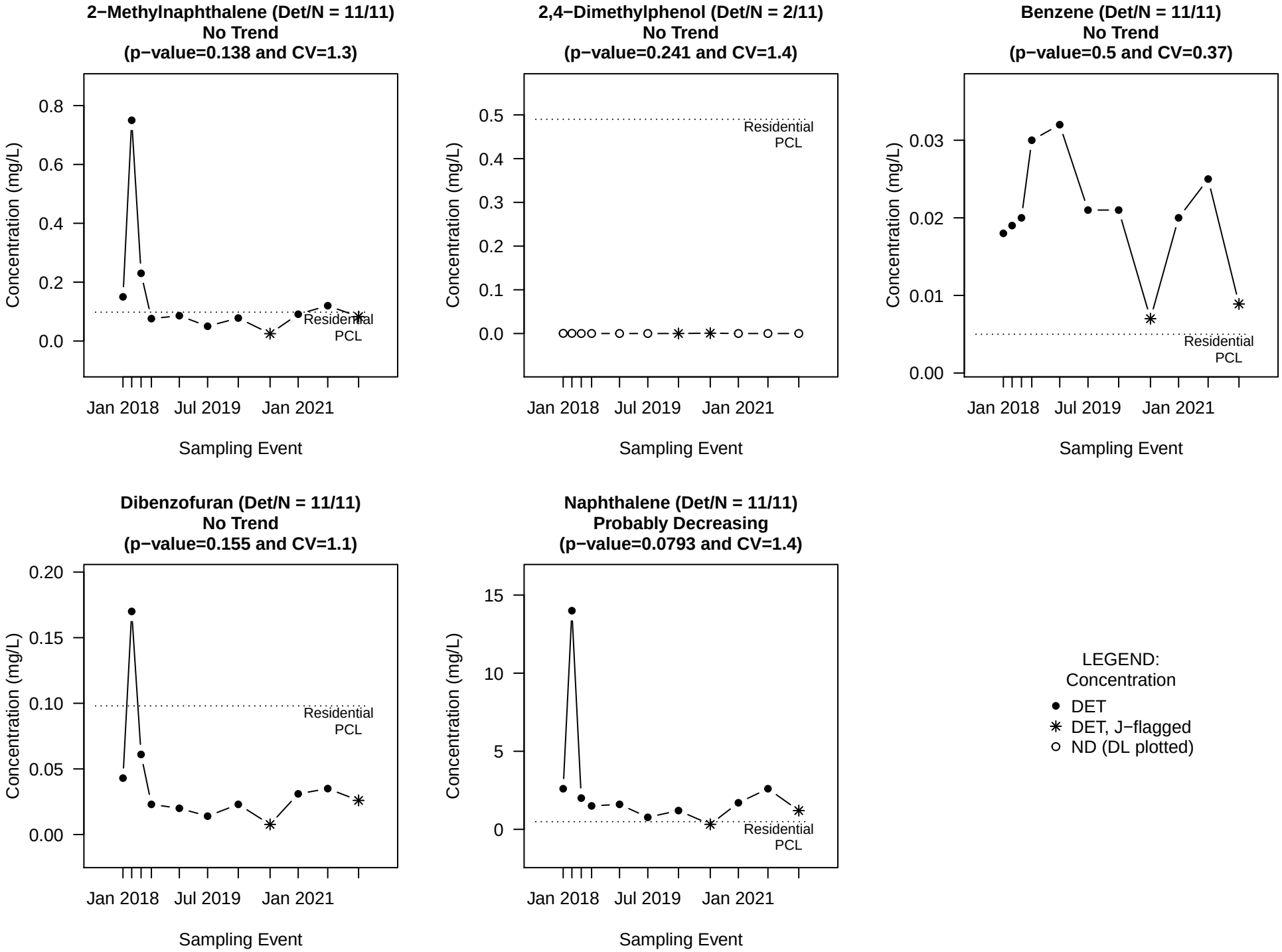

NOTE: A p−value<0.05 indicates a statistically significant trend.
A p−value is the probability, if no trend is present, that we'd observe such an increasing or decreasing trend.

Mann−Kendall Trend Tests for MW−84B

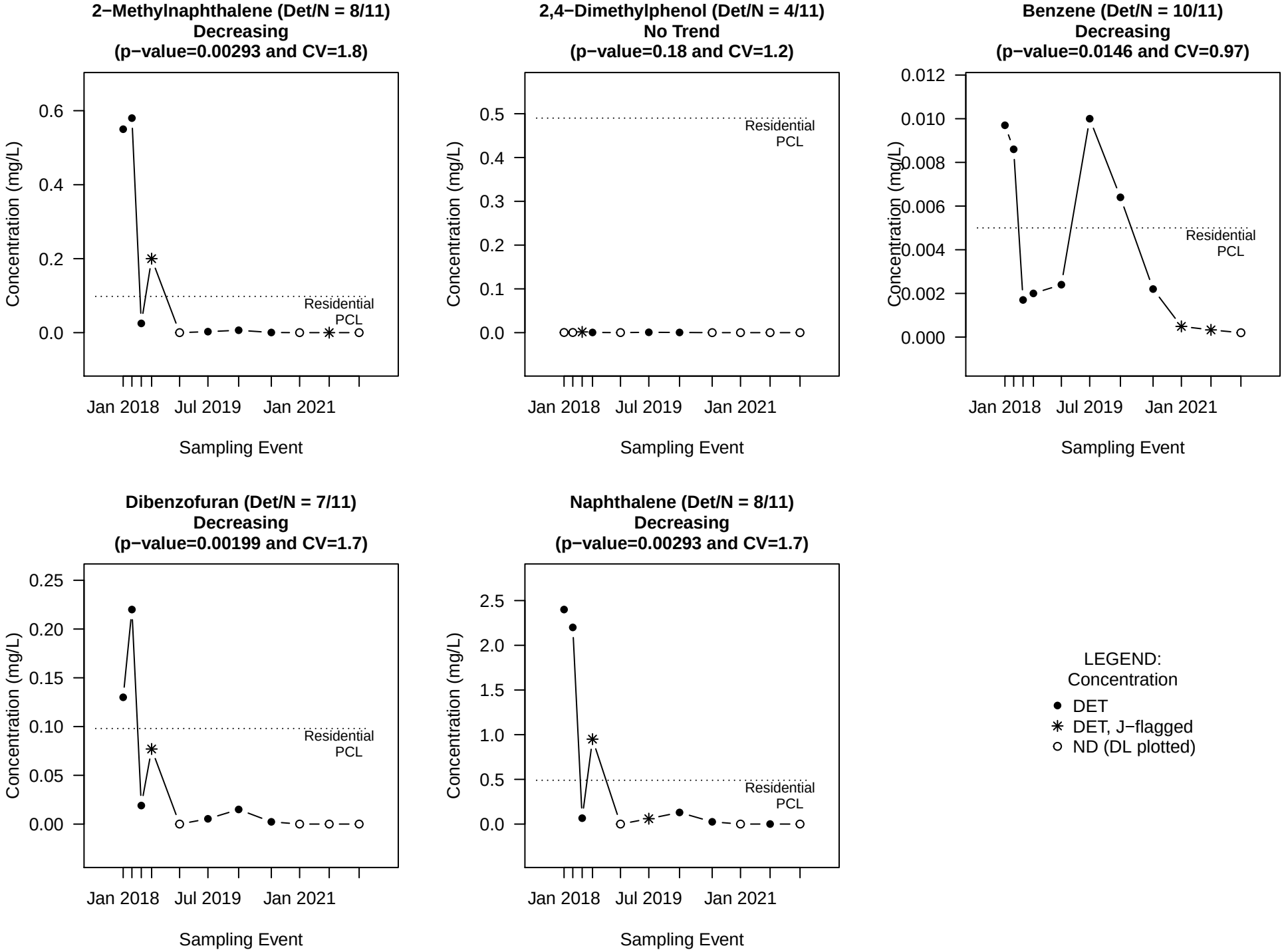

NOTE: A p−value<0.05 indicates a statistically significant trend.
A p−value is the probability, if no trend is present, that we'd observe such an increasing or decreasing trend.

Mann−Kendall Trend Tests for MW−89B

2−Methylnaphthalene (Det/N = 3/8)
No Trend
(p−value=0.443 and CV=1.9)

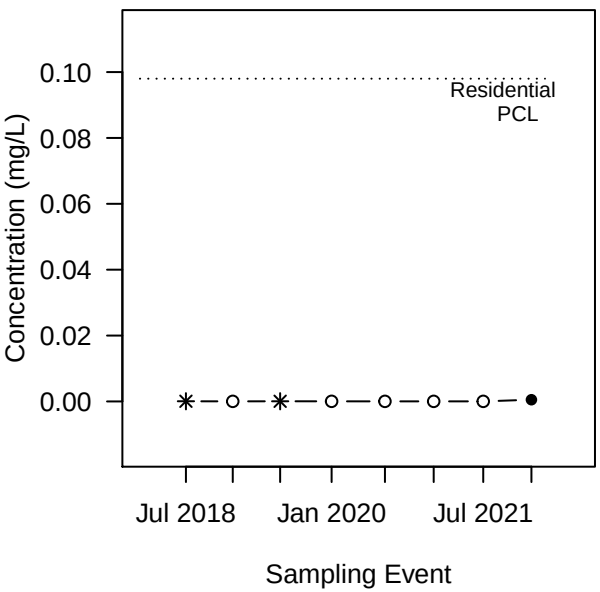

2,4−Dimethylphenol (Det/N = 0/8)
Not evaluated (all concentrations are identical)

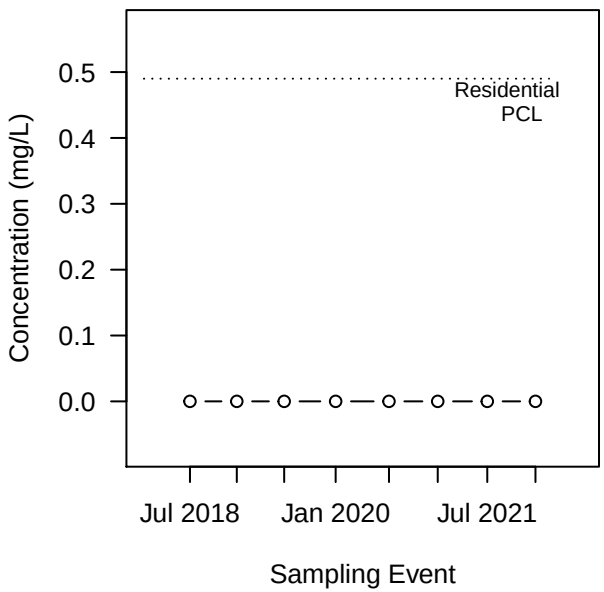

Benzene (Det/N = 0/8)
Not evaluated (all concentrations are identical)

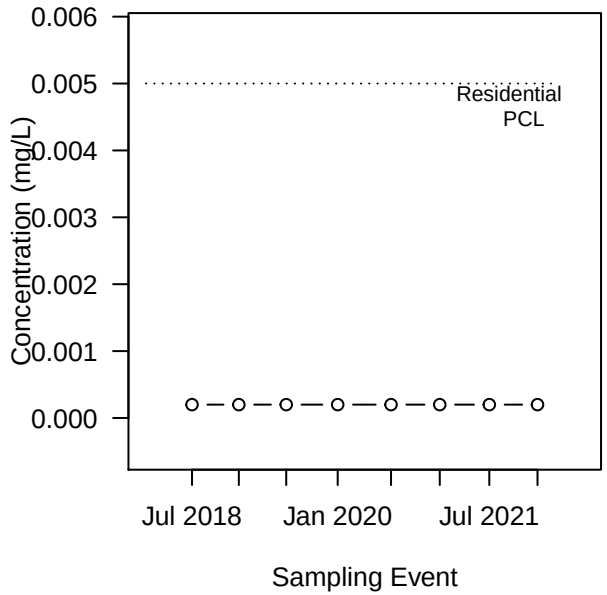

Dibenzofuran (Det/N = 1/8)
Probably Increasing
(p−value=0.0952 and CV=1.1)

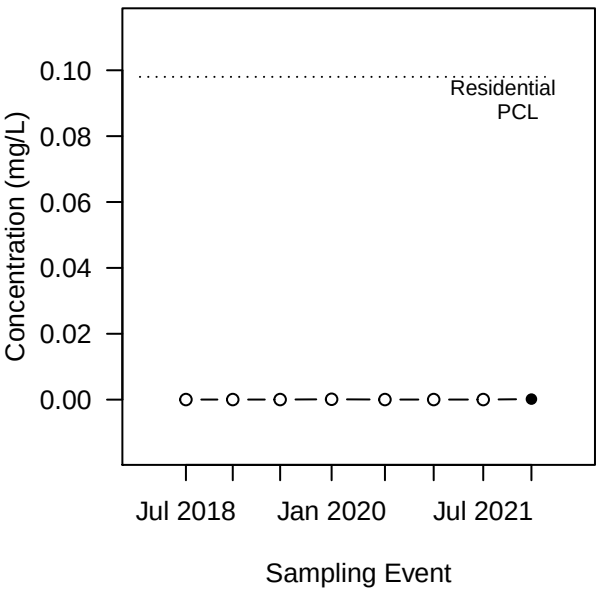

Naphthalene (Det/N = 4/8)
No Trend
(p−value=0.447 and CV=1.8)

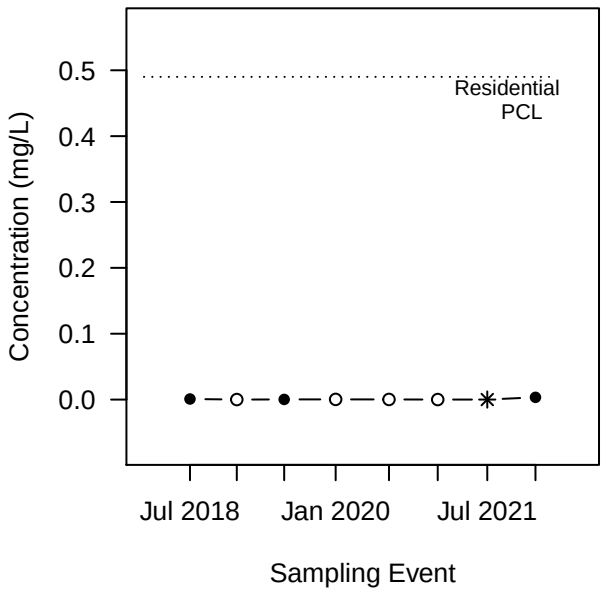

LEGEND:
Concentration

- ● DET
- ✳ DET, J−flagged
- ○ ND (DL plotted)

NOTE: A p−value<0.05 indicates a statistically significant trend.
A p−value is the probability, if no trend is present, that we'd observe such an increasing or decreasing trend.

Mann−Kendall Trend Tests for MW−90B

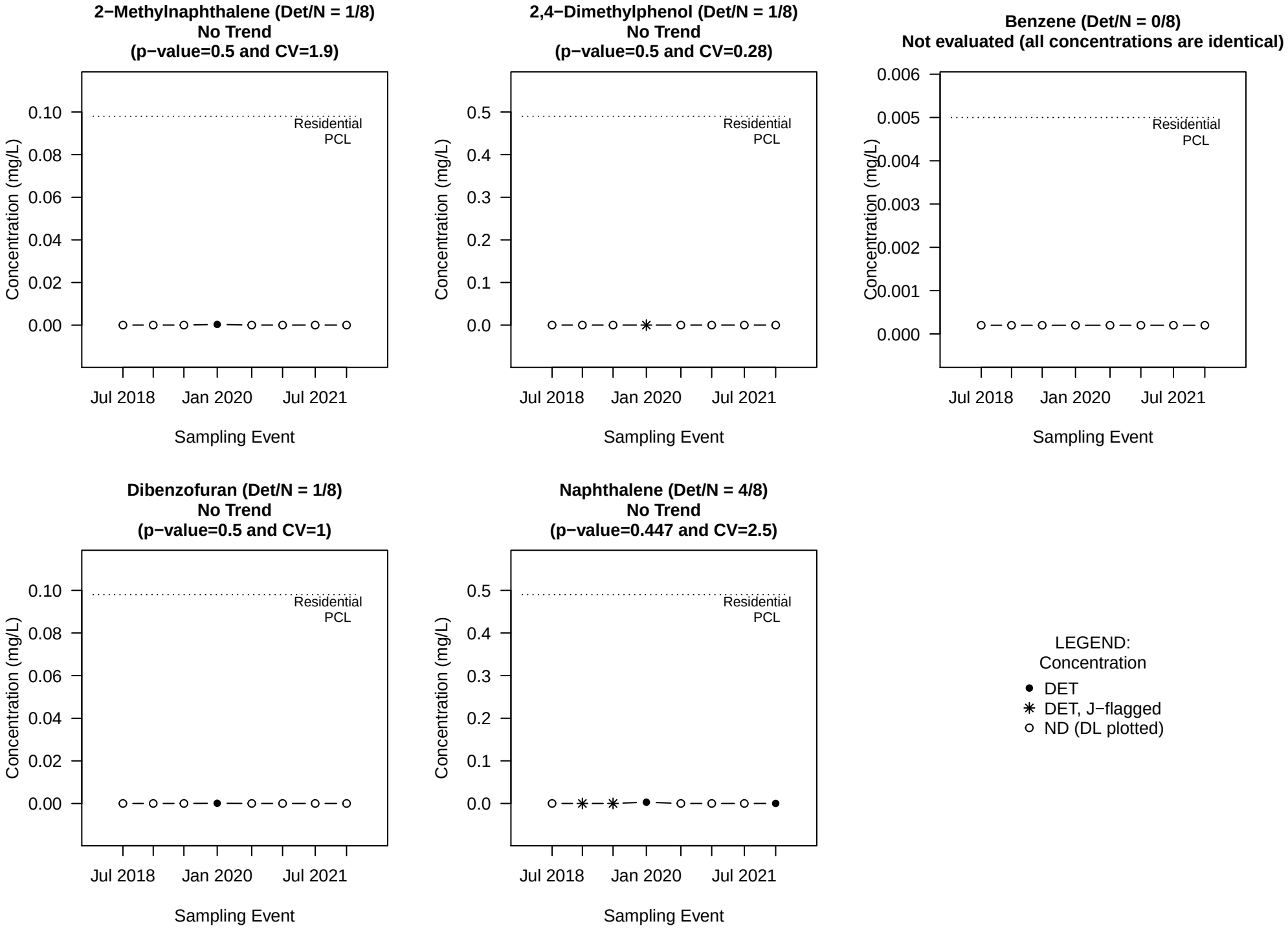

NOTE: A p−value<0.05 indicates a statistically significant trend.
A p−value is the probability, if no trend is present, that we'd observe such an increasing or decreasing trend.

Mann−Kendall Trend Tests for MW−92B

2−Methylnaphthalene (Det/N = 1/5)
No Trend
(p−value=0.144 and CV=1.6)

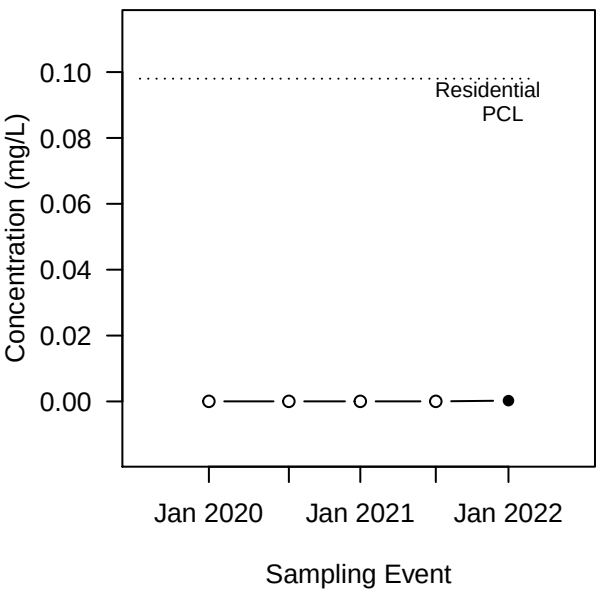

2,4−Dimethylphenol (Det/N = 0/5)
Not evaluated (all concentrations are identical)

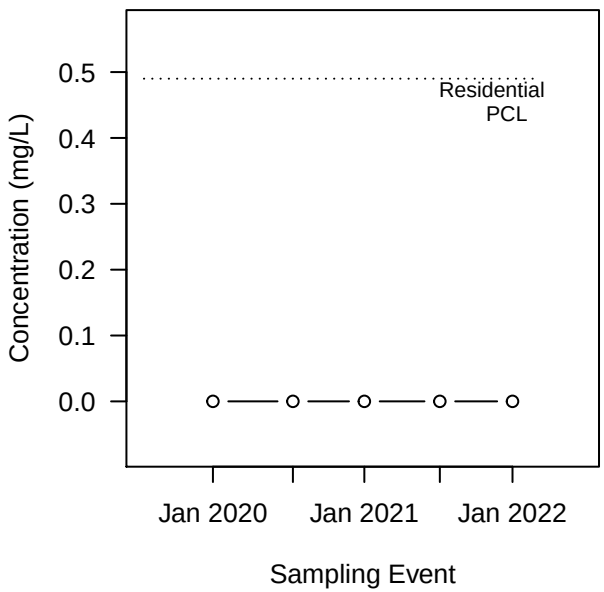

Benzene (Det/N = 0/5)
Not evaluated (all concentrations are identical)

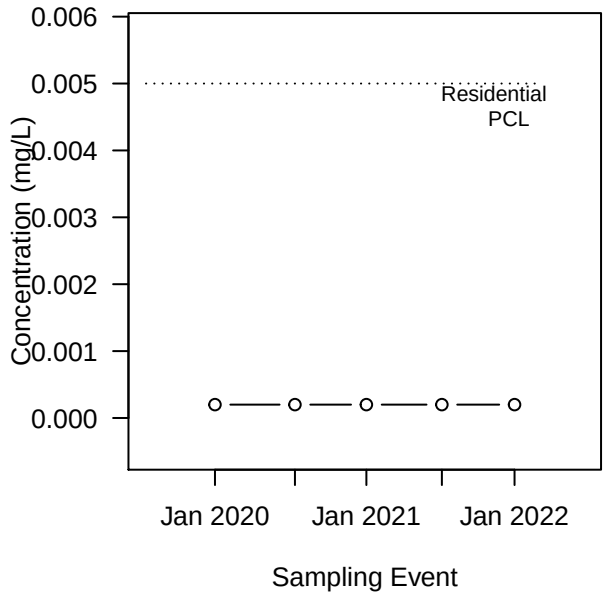

Dibenzofuran (Det/N = 1/5)
No Trend
(p−value=0.144 and CV=1.7)

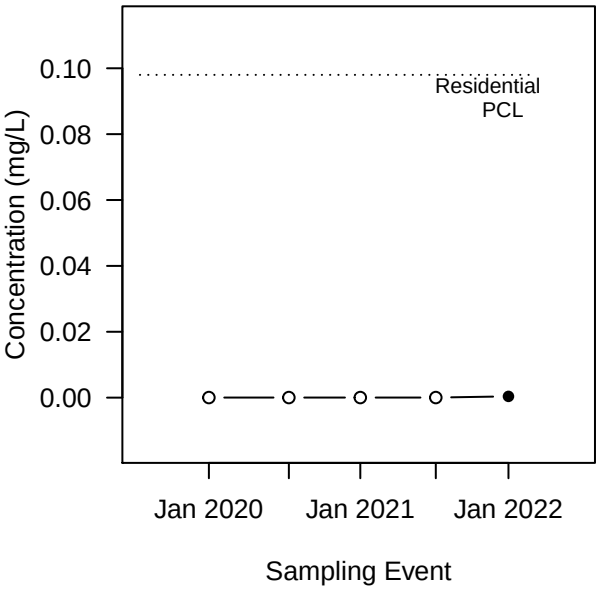

Naphthalene (Det/N = 1/5)
No Trend
(p−value=0.144 and CV=2.1)

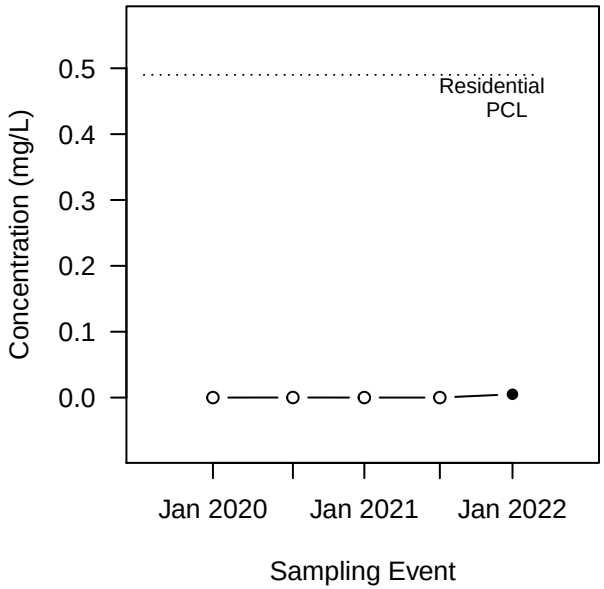

LEGEND:
Concentration
● DET
○ ND (DL plotted)

NOTE: A p−value<0.05 indicates a statistically significant trend.
A p−value is the probability, if no trend is present, that we'd observe such an increasing or decreasing trend.

Mann−Kendall Trend Tests for MW−93B

2−Methylnaphthalene (Det/N = 0/5)
Not evaluated (all concentrations are identical)

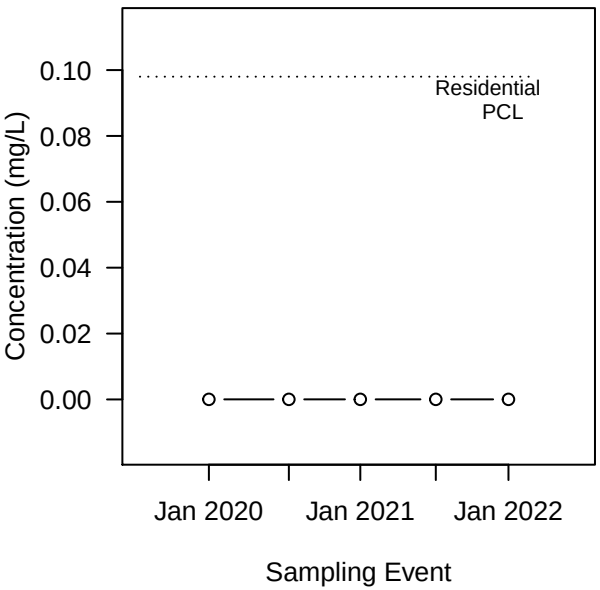

2,4−Dimethylphenol (Det/N = 0/5)
Not evaluated − All NDs

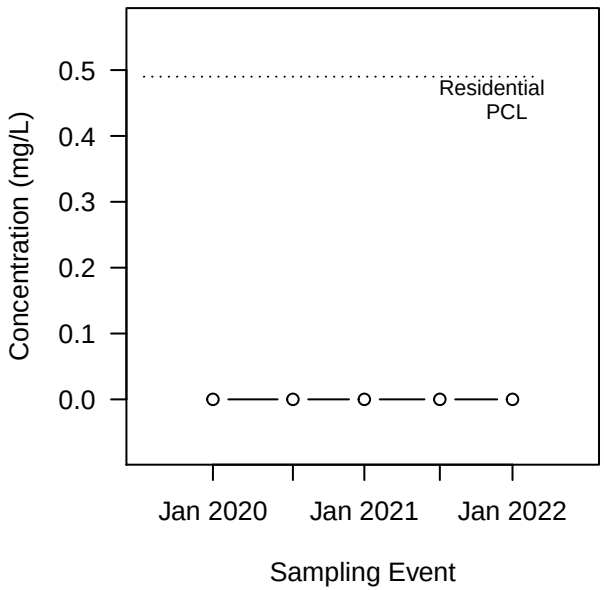

Benzene (Det/N = 0/5)
Not evaluated (all concentrations are identical)

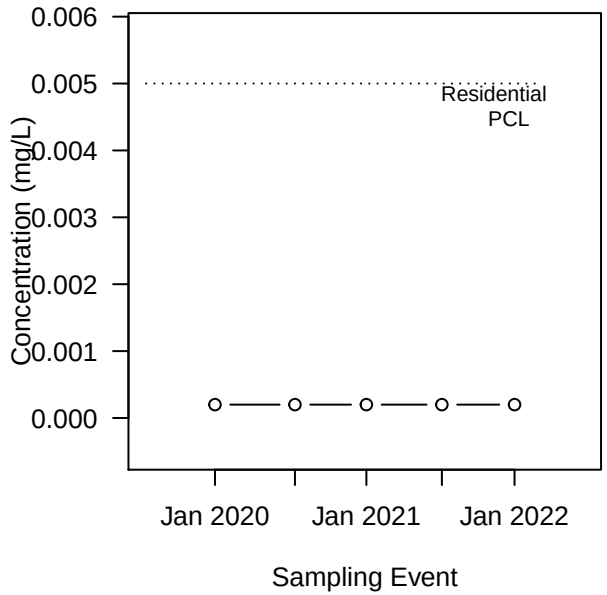

Dibenzofuran (Det/N = 1/5)
Stable
(p−value=0.144 and CV=0.76)

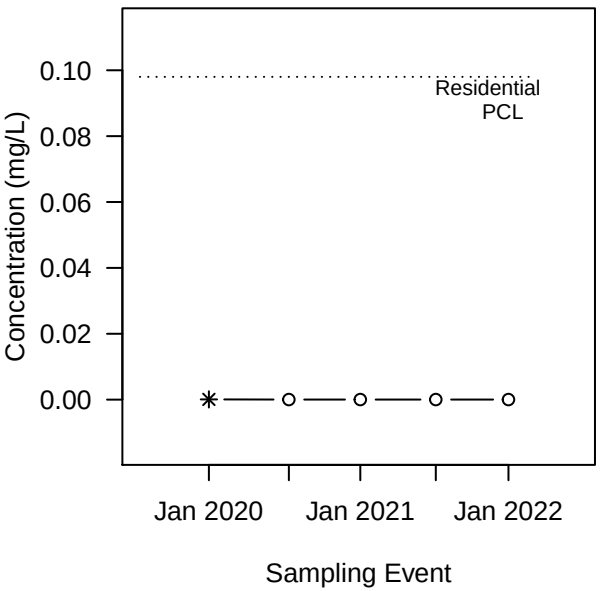

Naphthalene (Det/N = 3/5)
Probably Increasing
(p−value=0.0648 and CV=0.77)

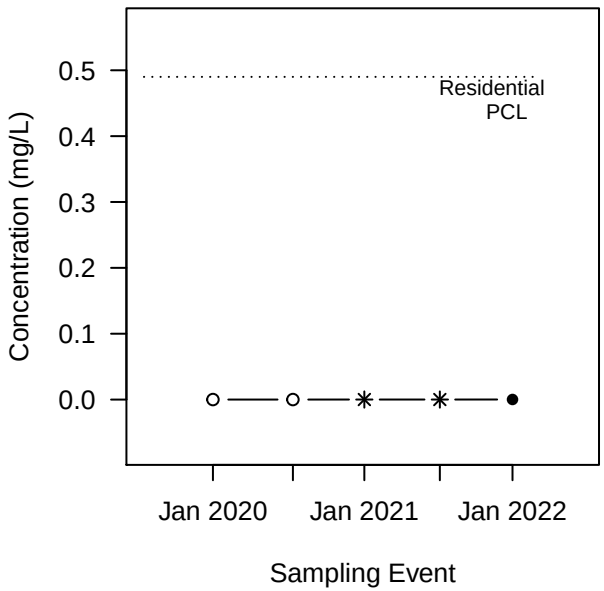

LEGEND:
Concentration

- ● DET
- ✳ DET, J−flagged
- ○ ND (DL plotted)

NOTE: A p−value<0.05 indicates a statistically significant trend.
A p−value is the probability, if no trend is present, that we'd observe such an increasing or decreasing trend.

Mann−Kendall Trend Tests for MW−96B

2−Methylnaphthalene (Det/N = 0/5)
Not evaluated (all concentrations are identical)

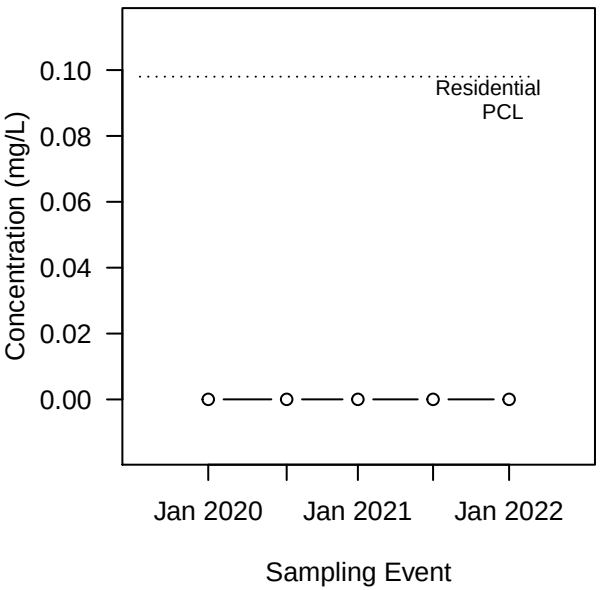

2,4−Dimethylphenol (Det/N = 0/5)
Not evaluated (all concentrations are identical)

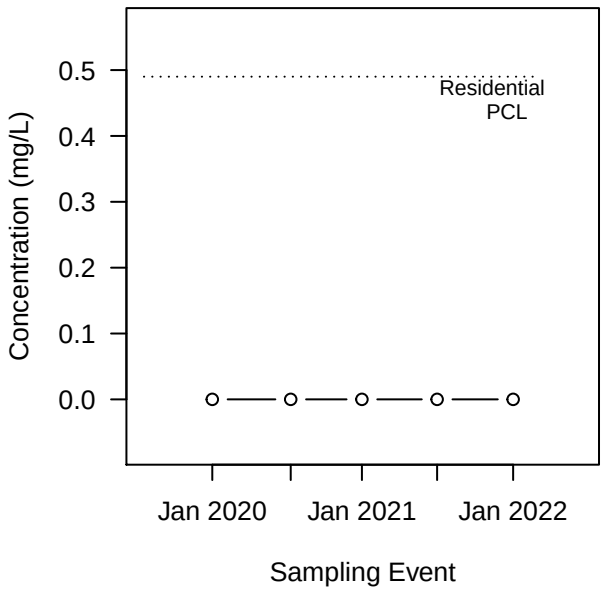

Benzene (Det/N = 0/5)
Not evaluated (all concentrations are identical)

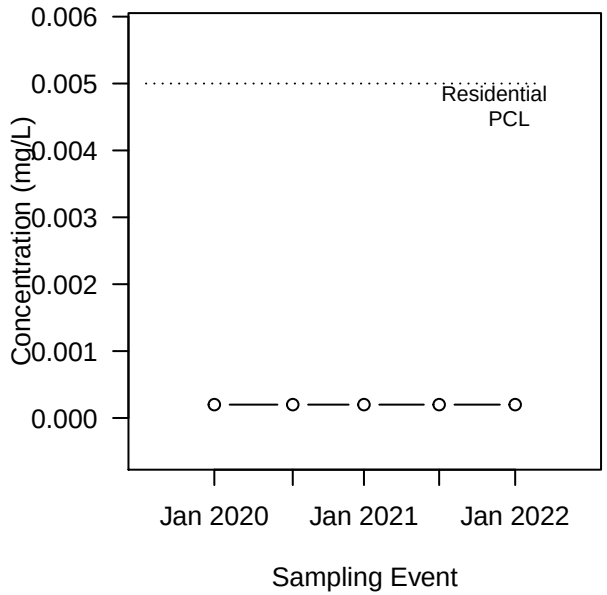

Dibenzofuran (Det/N = 0/5)
Not evaluated (all concentrations are identical)

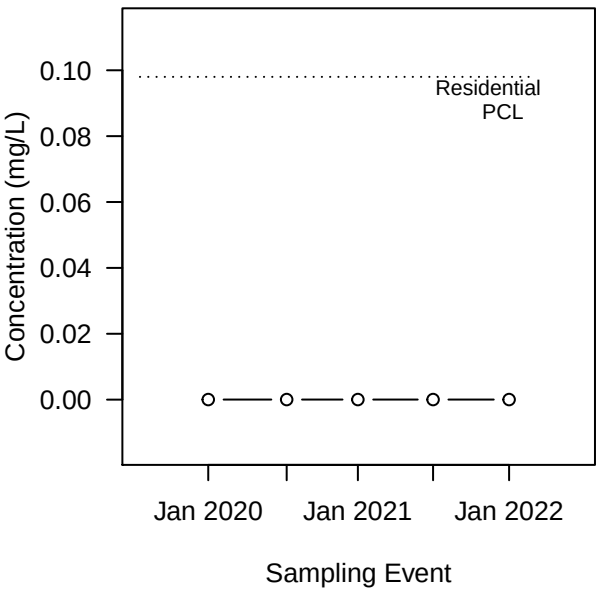

Naphthalene (Det/N = 0/5)
Not evaluated (all concentrations are identical)

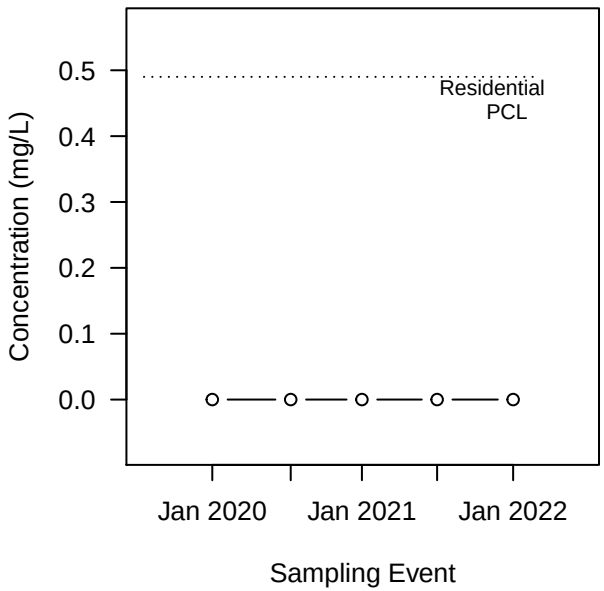

LEGEND:
Concentration
- ● DET
- ○ ND (DL plotted)

NOTE: A p−value<0.05 indicates a statistically significant trend.
A p−value is the probability, if no trend is present, that we'd observe such an increasing or decreasing trend.

Mann−Kendall Trend Tests for MW−12C

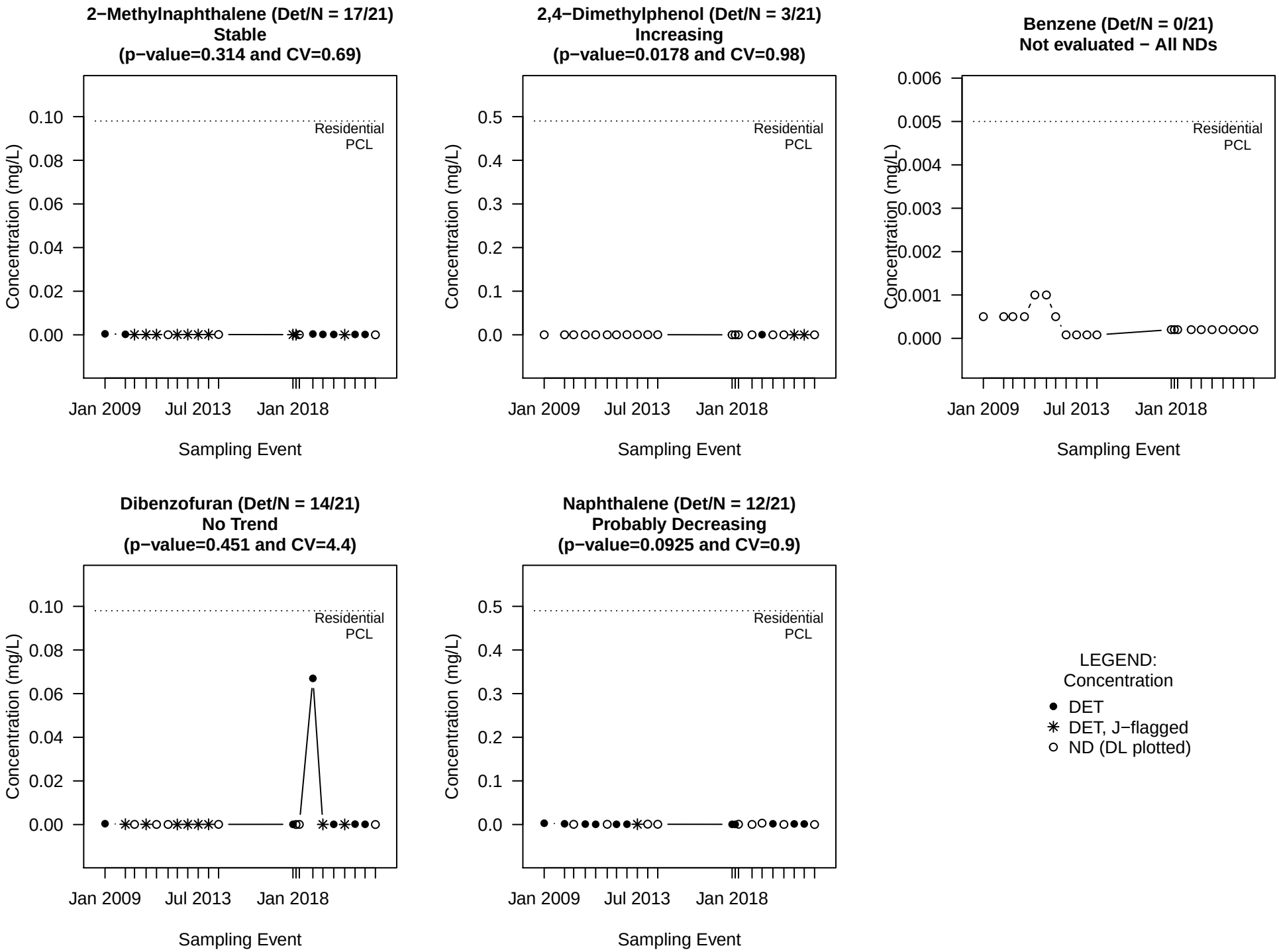

NOTE: A p−value<0.05 indicates a statistically significant trend.
A p−value is the probability, if no trend is present, that we'd observe such an increasing or decreasing trend.

Mann−Kendall Trend Tests for MW−15C

2−Methylnaphthalene (Det/N = 6/21)
No Trend
(p−value=0.41 and CV=4.5)

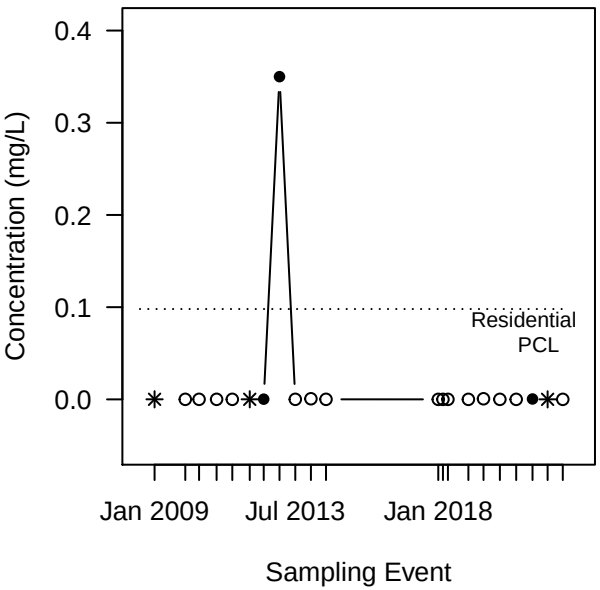

2,4−Dimethylphenol (Det/N = 3/21)
No Trend
(p−value=0.212 and CV=4.6)

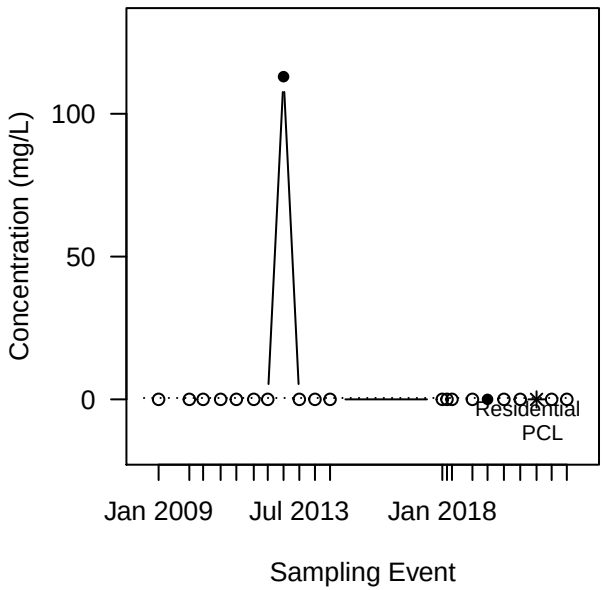

Benzene (Det/N = 17/21)
Decreasing
(p−value=0.0038 and CV=0.3)

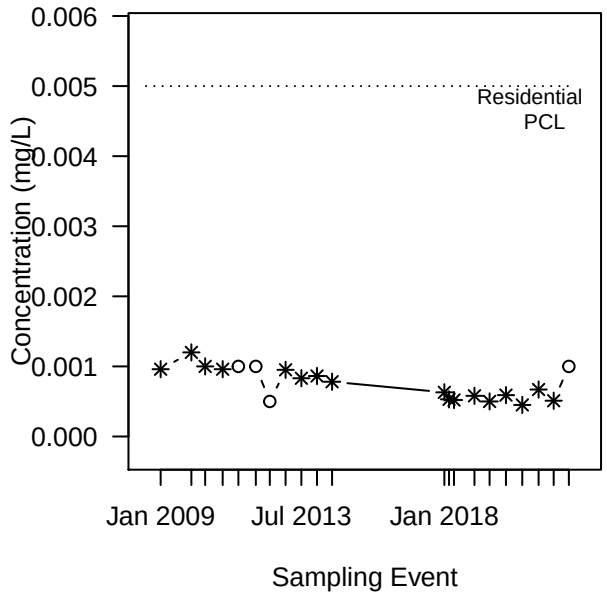

Dibenzofuran (Det/N = 21/21)
Decreasing
(p−value=0.0266 and CV=1.5)

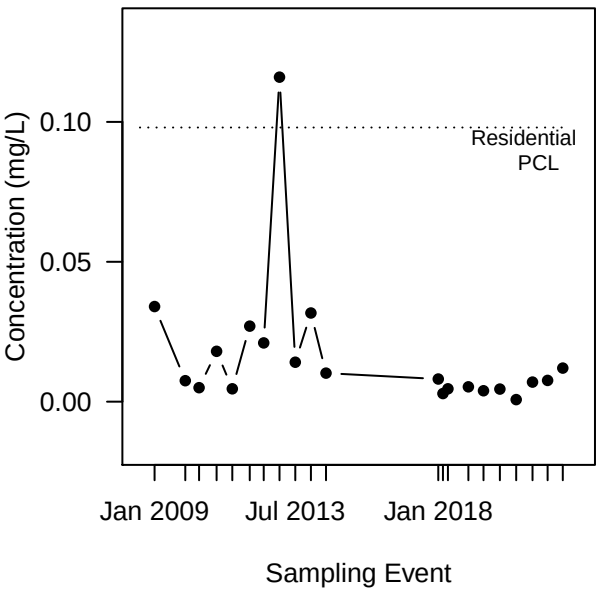

Naphthalene (Det/N = 10/21)
No Trend
(p−value=0.487 and CV=4.6)

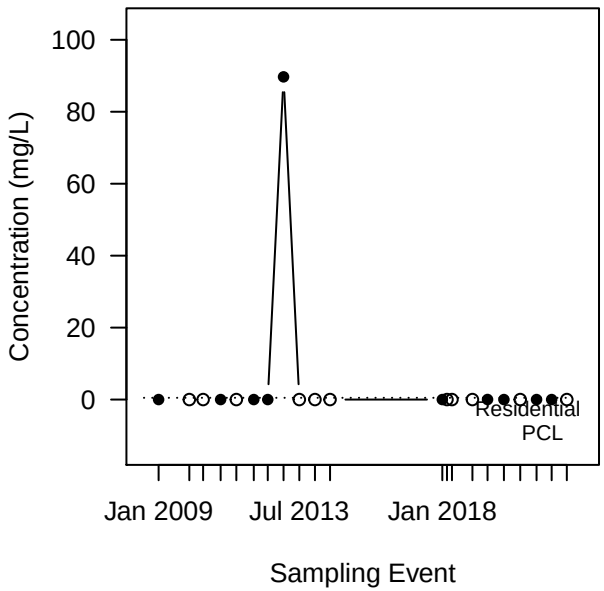

LEGEND:
Concentration

- ● DET
- ✳ DET, J−flagged
- ○ ND (DL plotted)

NOTE: A p−value<0.05 indicates a statistically significant trend.
A p−value is the probability, if no trend is present, that we'd observe such an increasing or decreasing trend.

Mann−Kendall Trend Tests for MW−17C

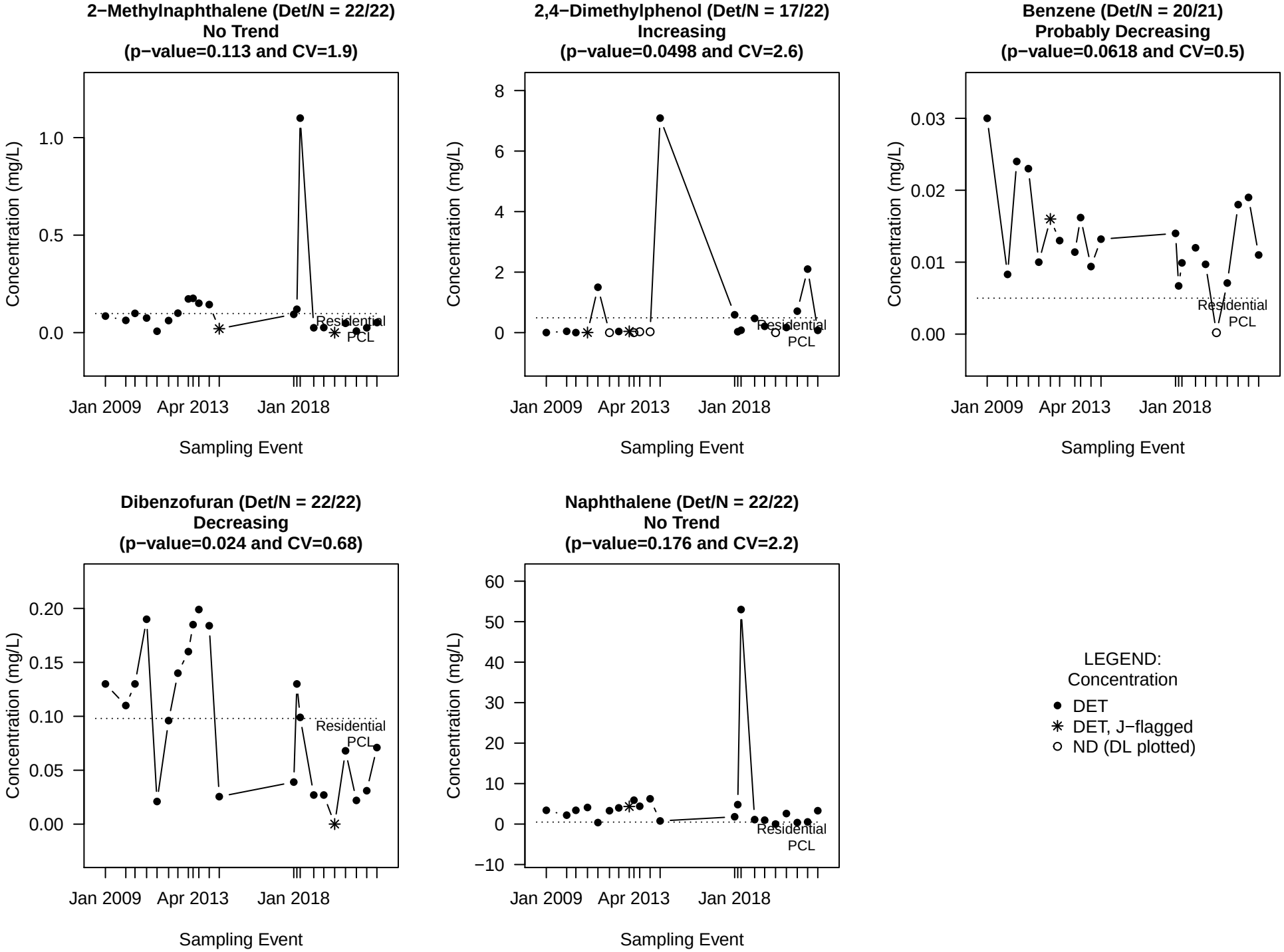

NOTE: A p−value<0.05 indicates a statistically significant trend.
A p−value is the probability, if no trend is present, that we'd observe such an increasing or decreasing trend.

Mann−Kendall Trend Tests for MW−18C

2−Methylnaphthalene (Det/N = 21/21)
Decreasing
(p−value=0.0126 and CV=0.64)

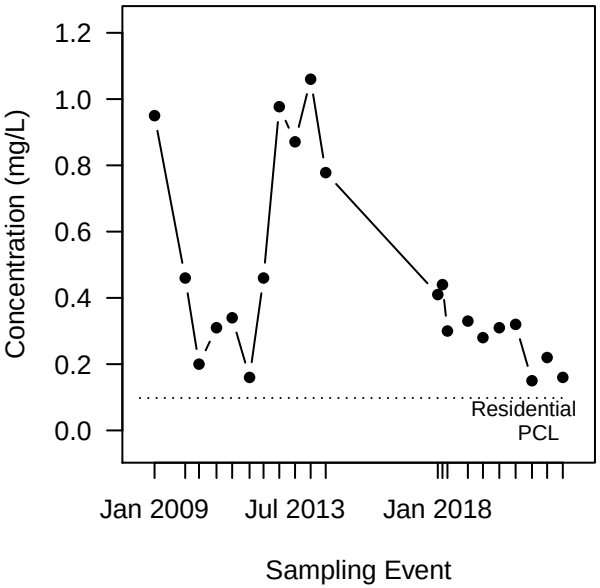

2,4−Dimethylphenol (Det/N = 14/21)
No Trend
(p−value=0.475 and CV=1.7)

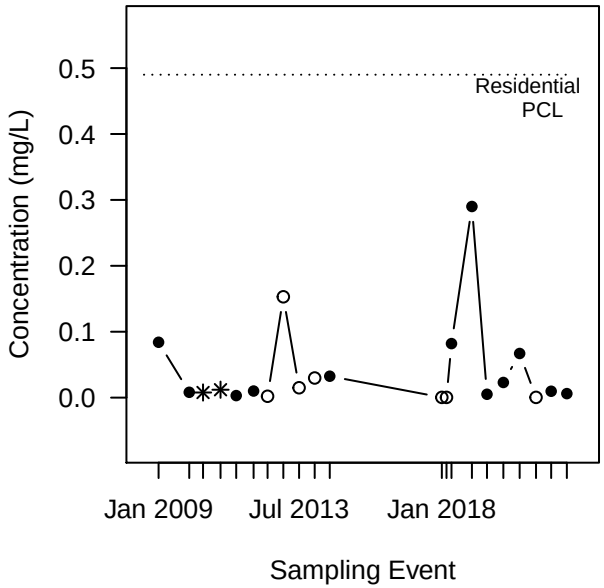

Benzene (Det/N = 21/21)
Decreasing
(p−value=0.0192 and CV=0.23)

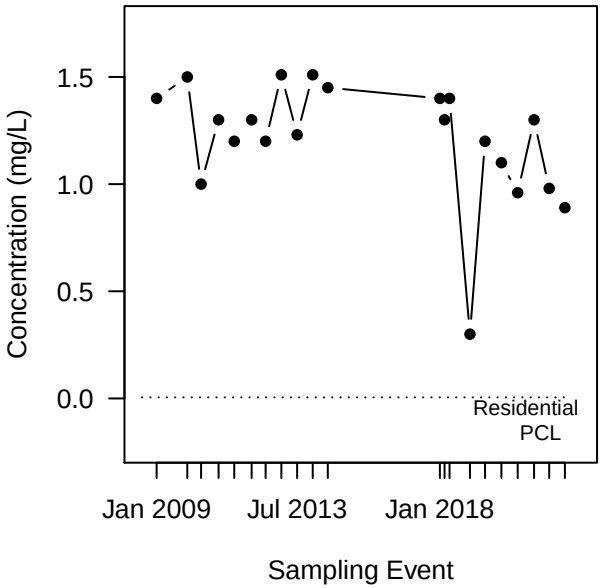

Dibenzofuran (Det/N = 21/21)
Decreasing
(p−value=0.0158 and CV=0.58)

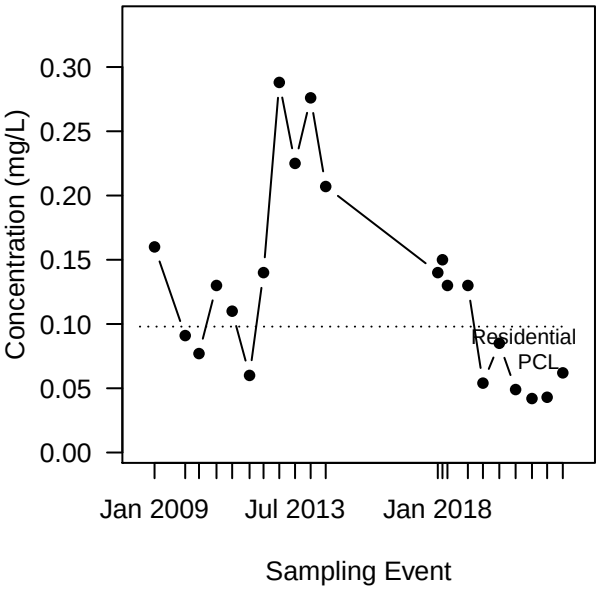

Naphthalene (Det/N = 21/21)
Probably Decreasing
(p−value=0.0612 and CV=0.42)

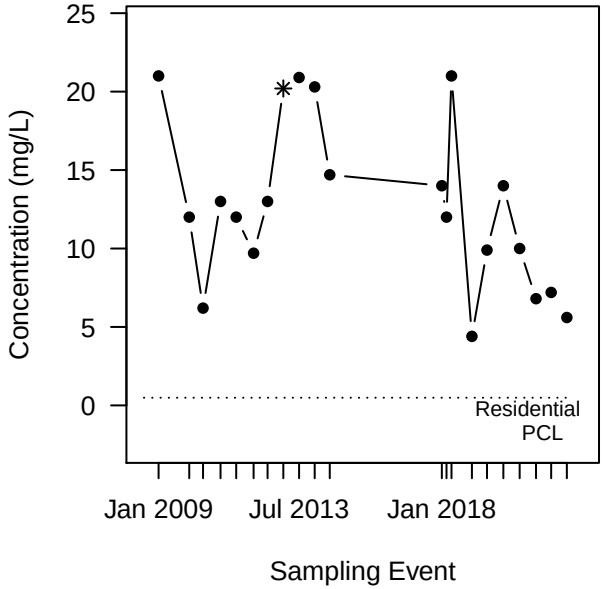

LEGEND:
Concentration

- ● DET
- ✳ DET, J−flagged
- ○ ND (DL plotted)

NOTE: A p−value<0.05 indicates a statistically significant trend.
A p−value is the probability, if no trend is present, that we'd observe such an increasing or decreasing trend.

Mann−Kendall Trend Tests for MW−19C

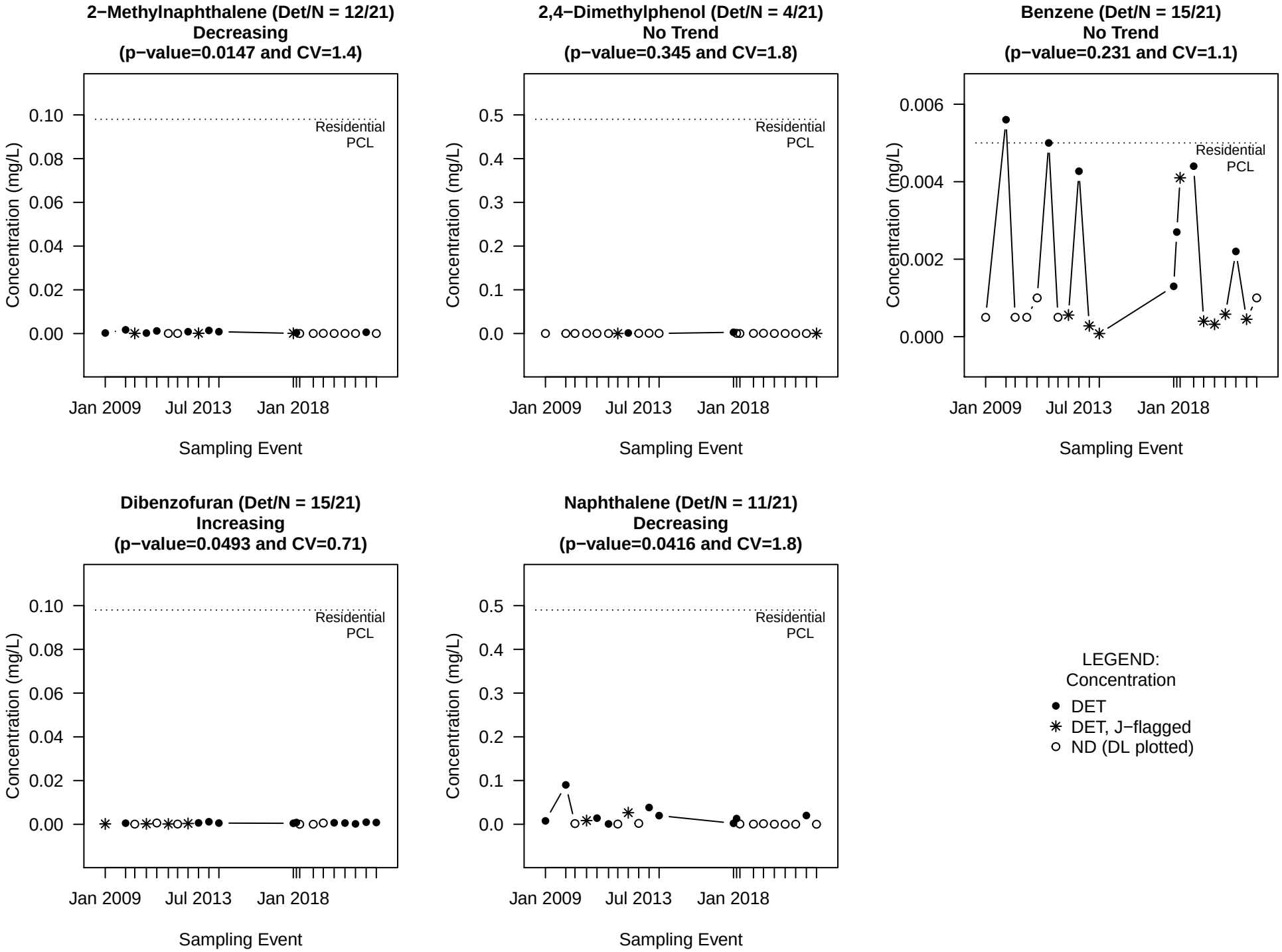

NOTE: A p−value<0.05 indicates a statistically significant trend.
A p−value is the probability, if no trend is present, that we'd observe such an increasing or decreasing trend.

Mann−Kendall Trend Tests for MW−21C

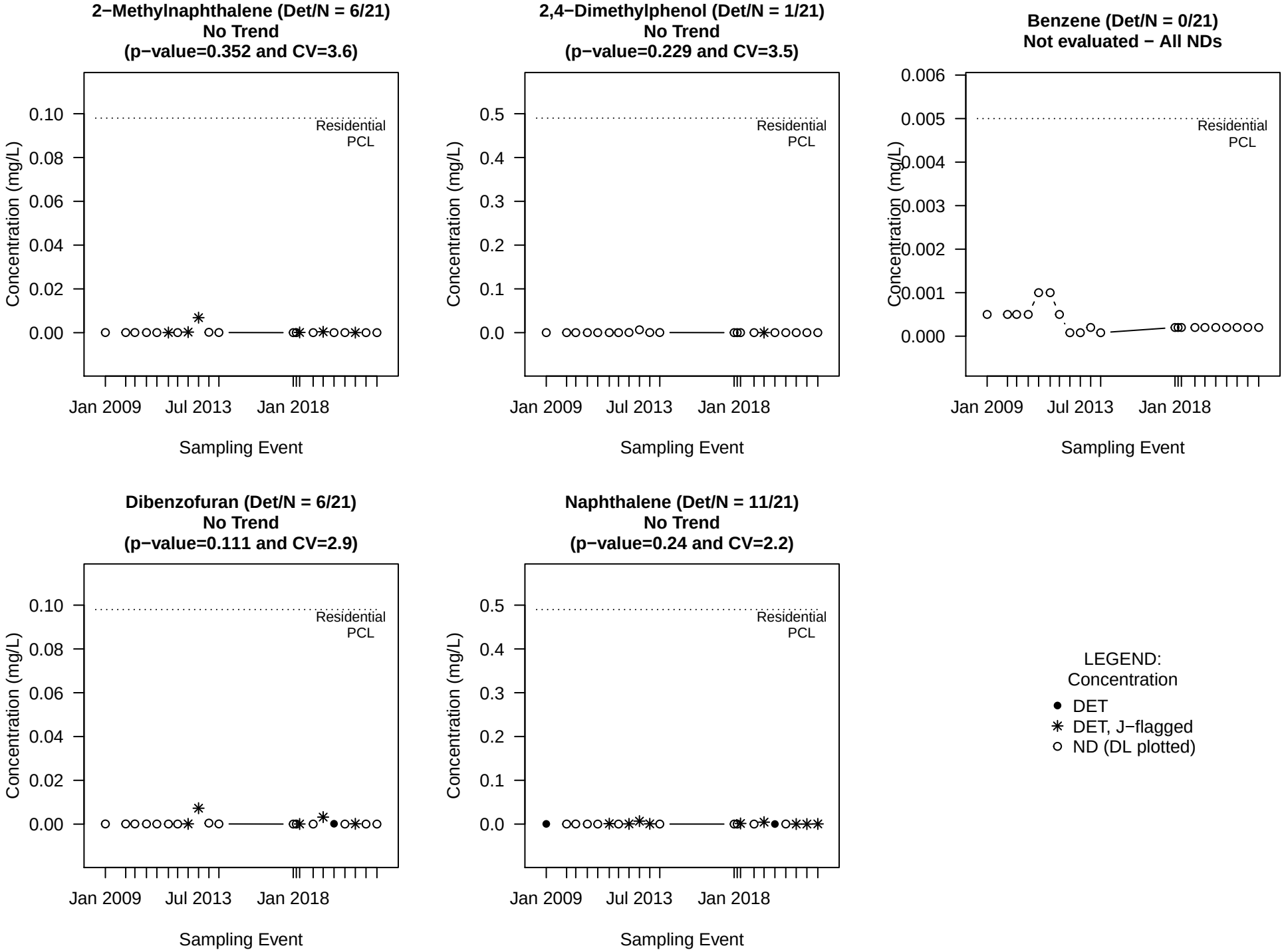

NOTE: A p−value<0.05 indicates a statistically significant trend.
A p−value is the probability, if no trend is present, that we'd observe such an increasing or decreasing trend.

Mann−Kendall Trend Tests for MW−23C

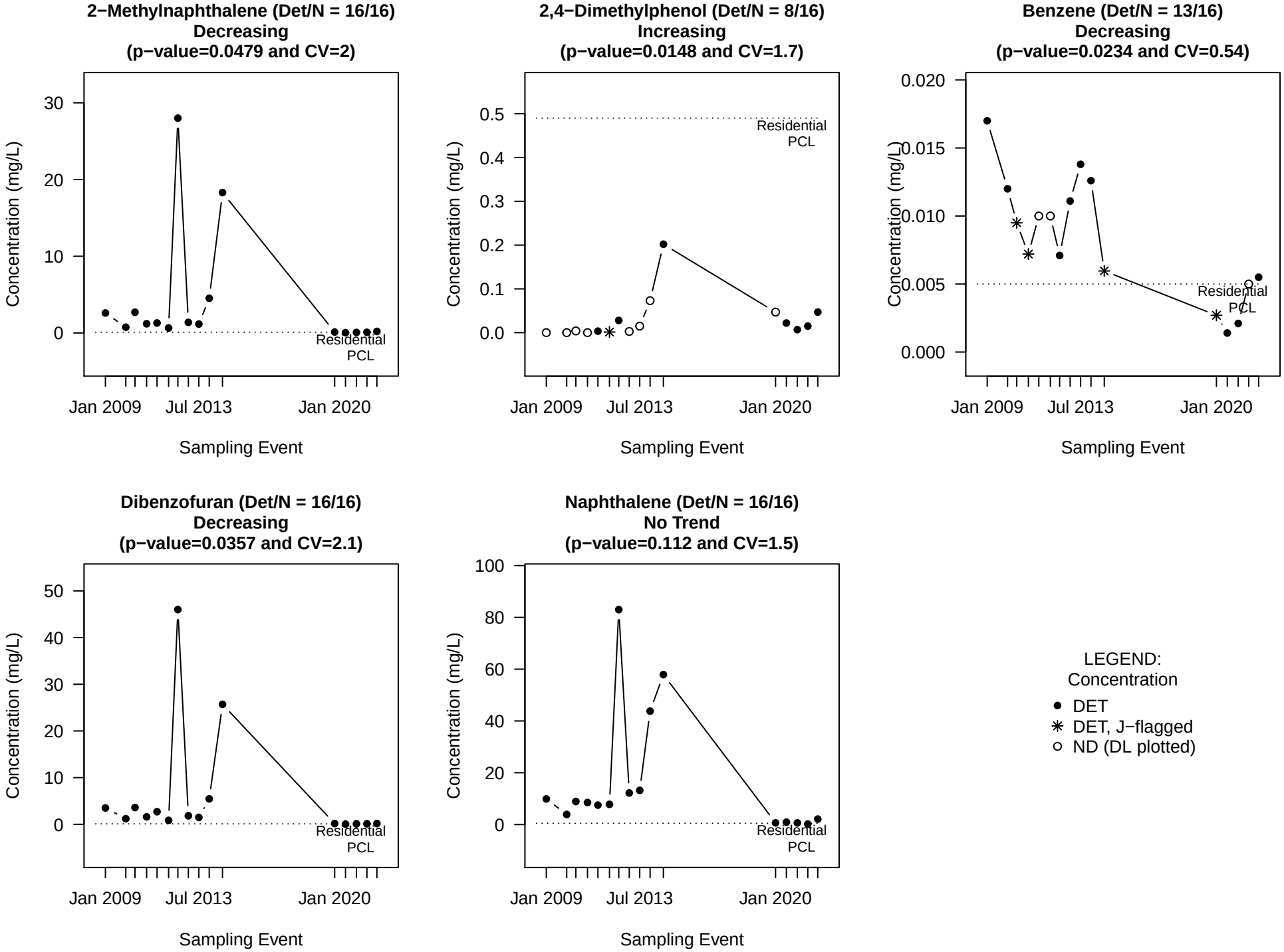

NOTE: A p−value<0.05 indicates a statistically significant trend.
A p−value is the probability, if no trend is present, that we'd observe such an increasing or decreasing trend.

Mann−Kendall Trend Tests for MW−47C

2−Methylnaphthalene (Det/N = 2/17)
No Trend
(p−value=0.276 and CV=3.4)

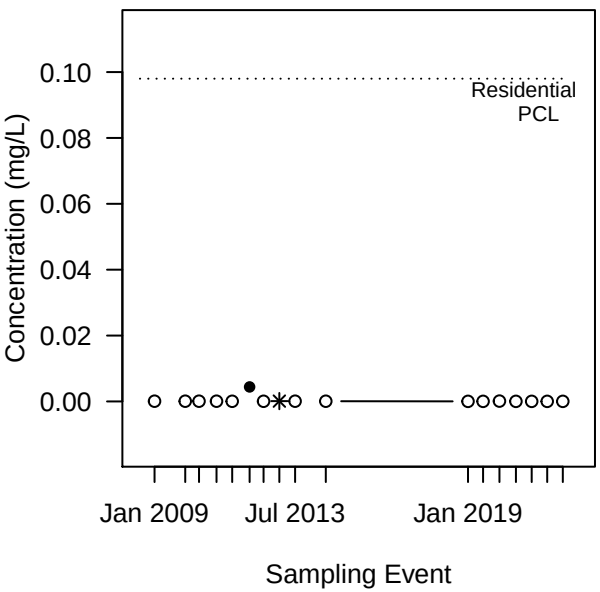

2,4−Dimethylphenol (Det/N = 4/16)
Stable
(p−value=0.429 and CV=0.96)

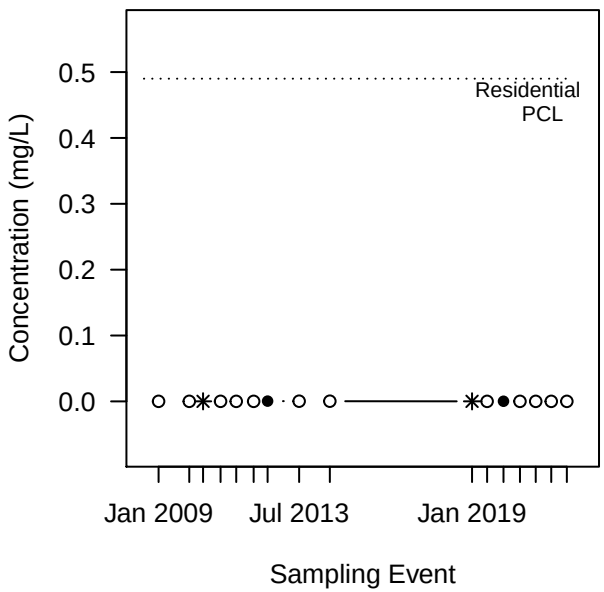

Benzene (Det/N = 0/18)
Not evaluated − All NDs

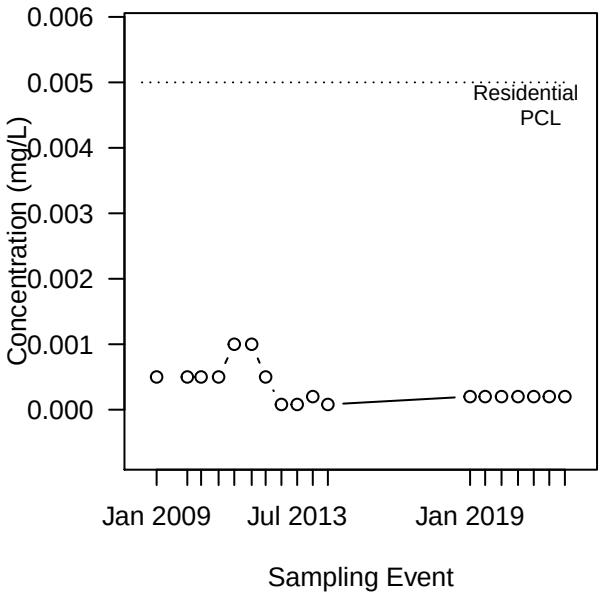

Dibenzofuran (Det/N = 3/17)
No Trend
(p−value=0.158 and CV=0.48)

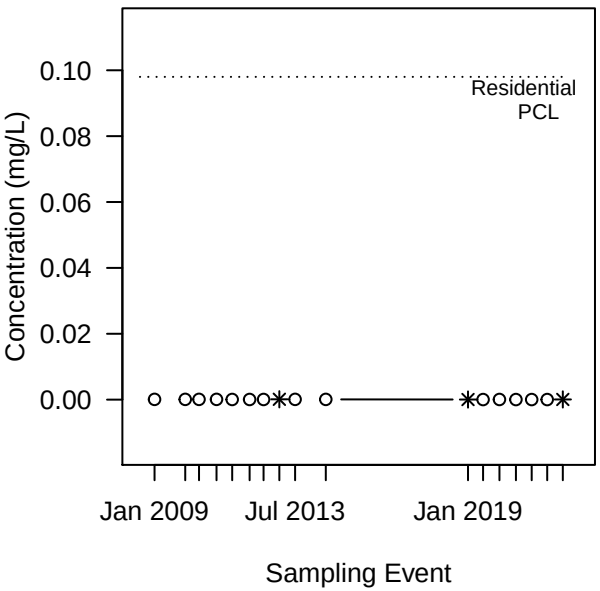

Naphthalene (Det/N = 7/18)
Decreasing
(p−value=0.0496 and CV=2.1)

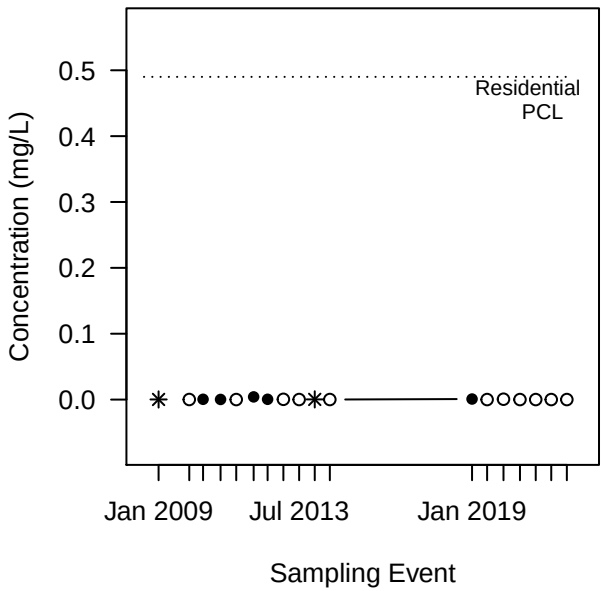

LEGEND:
Concentration

- ● DET
- ✳ DET, J−flagged
- ○ ND (DL plotted)

NOTE: A p−value<0.05 indicates a statistically significant trend.
A p−value is the probability, if no trend is present, that we'd observe such an increasing or decreasing trend.

Mann−Kendall Trend Tests for MW−51C

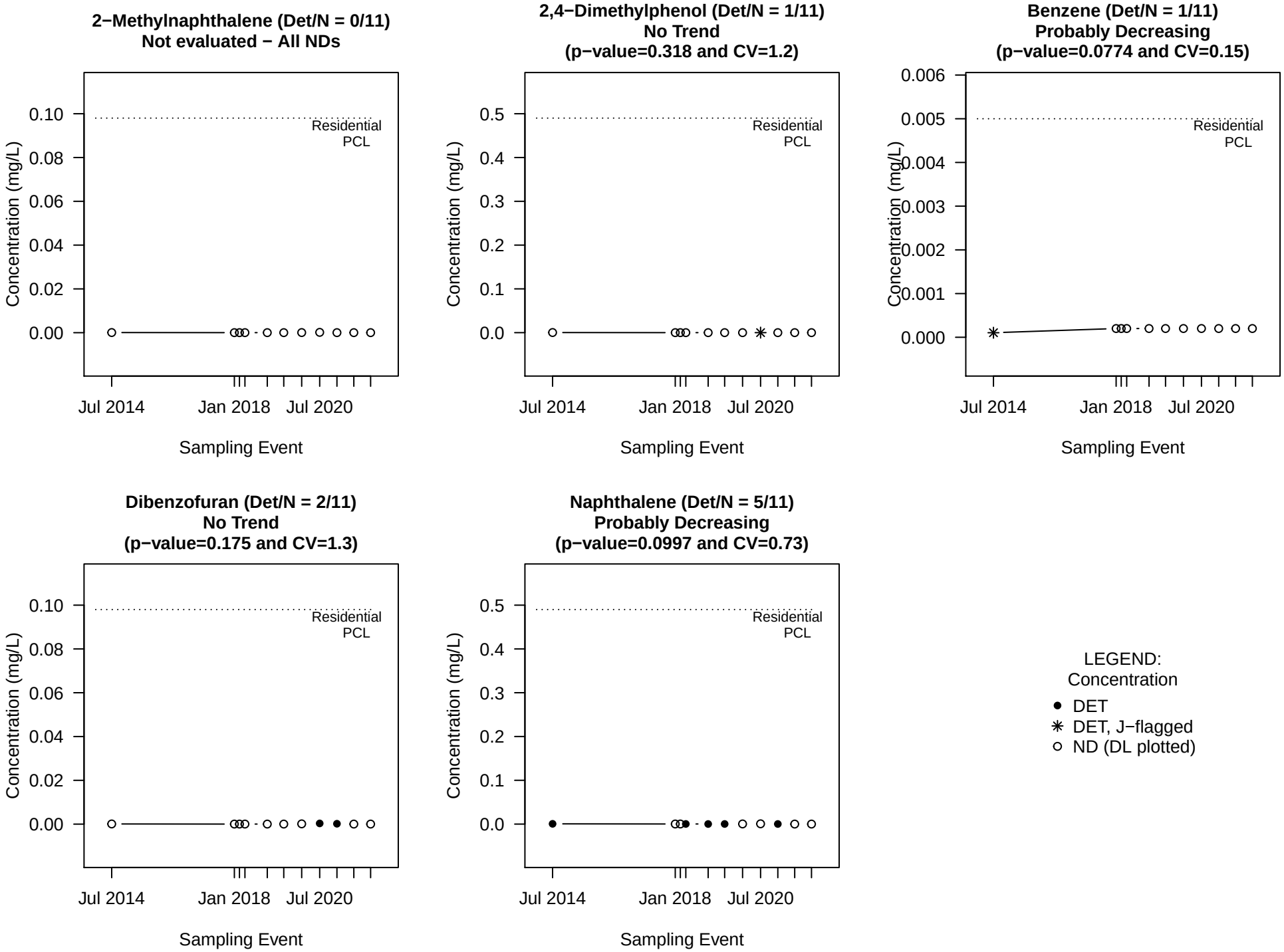

NOTE: A p−value<0.05 indicates a statistically significant trend.
A p−value is the probability, if no trend is present, that we'd observe such an increasing or decreasing trend.

Mann−Kendall Trend Tests for MW−76C

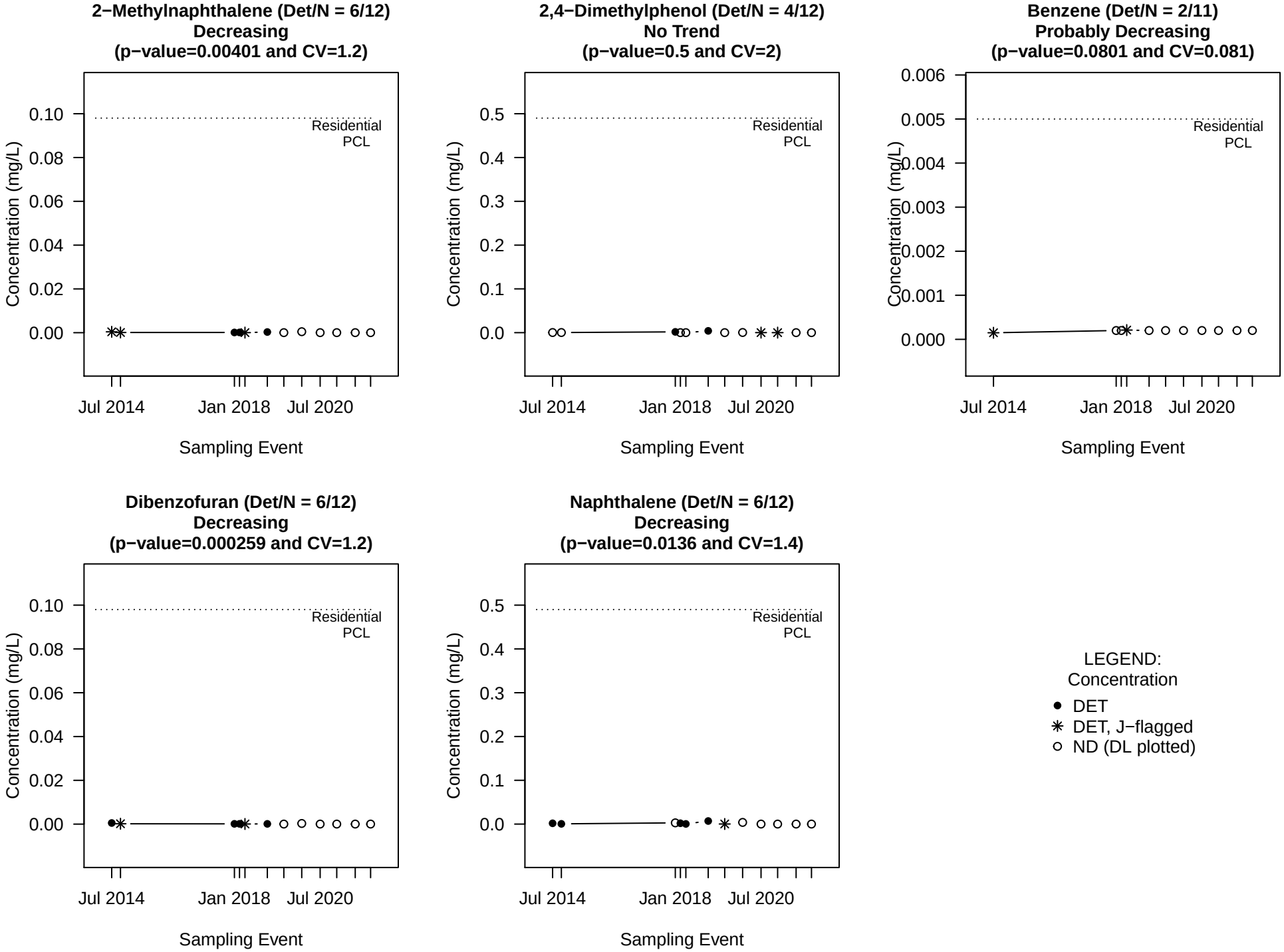

NOTE: A p−value<0.05 indicates a statistically significant trend.
A p−value is the probability, if no trend is present, that we'd observe such an increasing or decreasing trend.

Mann−Kendall Trend Tests for MW−85C

2−Methylnaphthalene (Det/N = 4/10)
No Trend
(p−value=0.18 and CV=2.4)

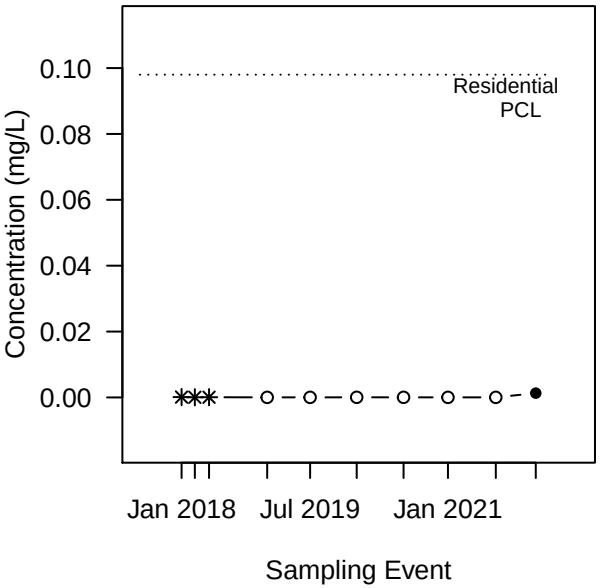

2,4−Dimethylphenol (Det/N = 1/10)
Probably Increasing
(p−value=0.0819 and CV=1.7)

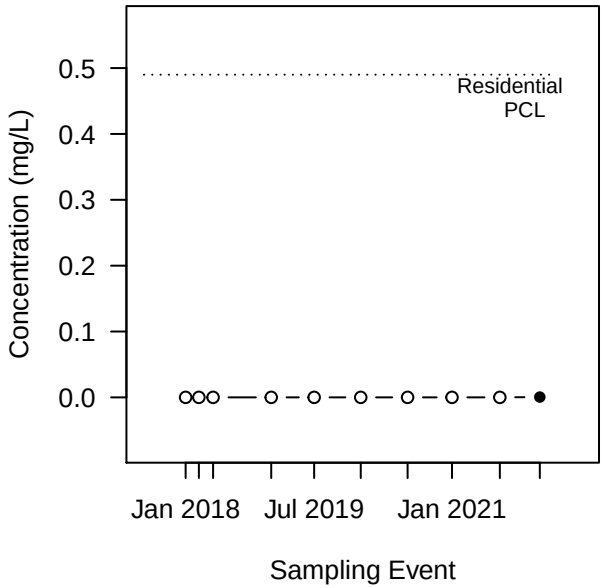

Benzene (Det/N = 3/10)
Decreasing
(p−value=0.0474 and CV=1.8)

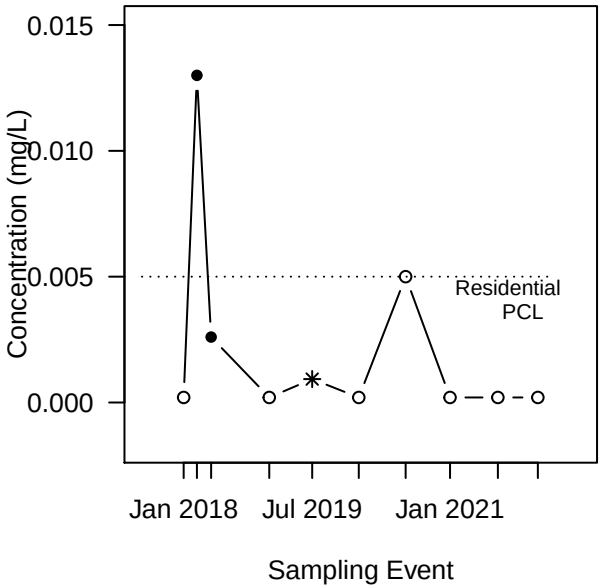

Dibenzofuran (Det/N = 4/10)
No Trend
(p−value=0.459 and CV=2.2)

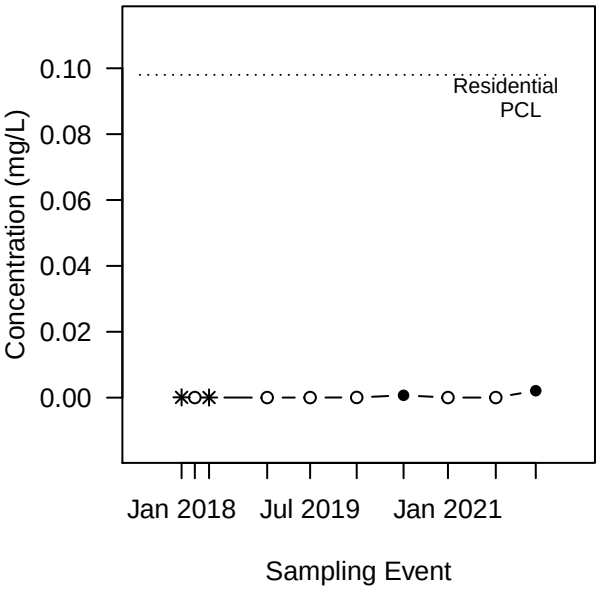

Naphthalene (Det/N = 7/10)
No Trend
(p−value=0.464 and CV=1.2)

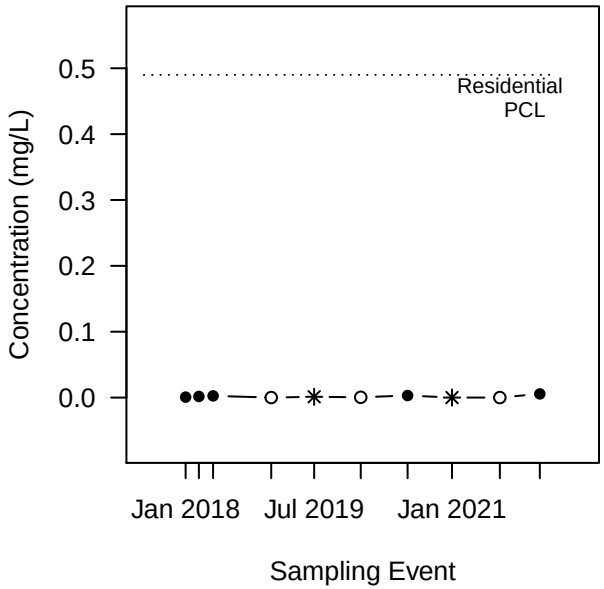

LEGEND:
Concentration

- ● DET
- ✳ DET, J−flagged
- ○ ND (DL plotted)

NOTE: A p−value<0.05 indicates a statistically significant trend.
A p−value is the probability, if no trend is present, that we'd observe such an increasing or decreasing trend.

Mann−Kendall Trend Tests for MW−88C

2−Methylnaphthalene (Det/N = 3/10)
No Trend
(p−value=0.456 and CV=1.7)

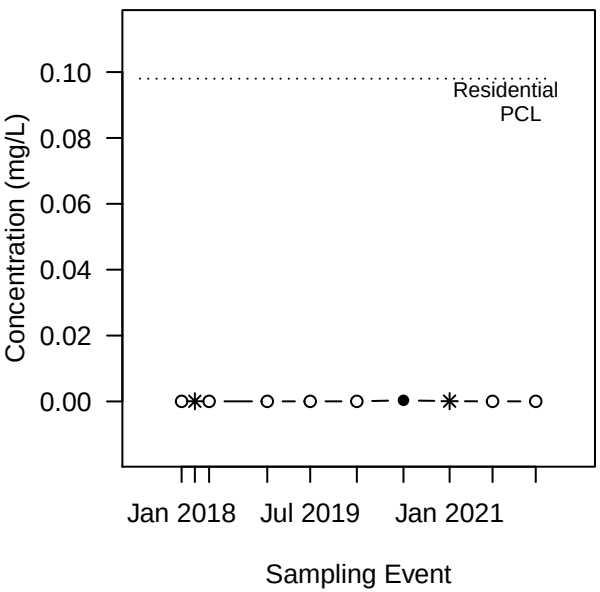

2,4−Dimethylphenol (Det/N = 0/10)
Not evaluated (all concentrations are identical)

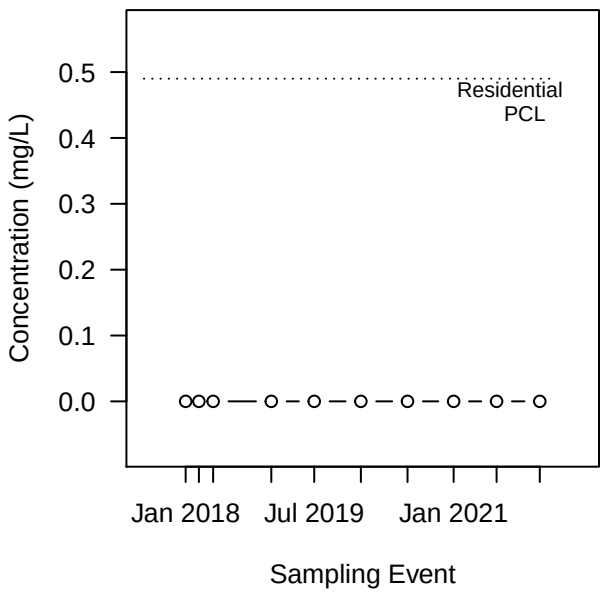

Benzene (Det/N = 0/10)
Not evaluated (all concentrations are identical)

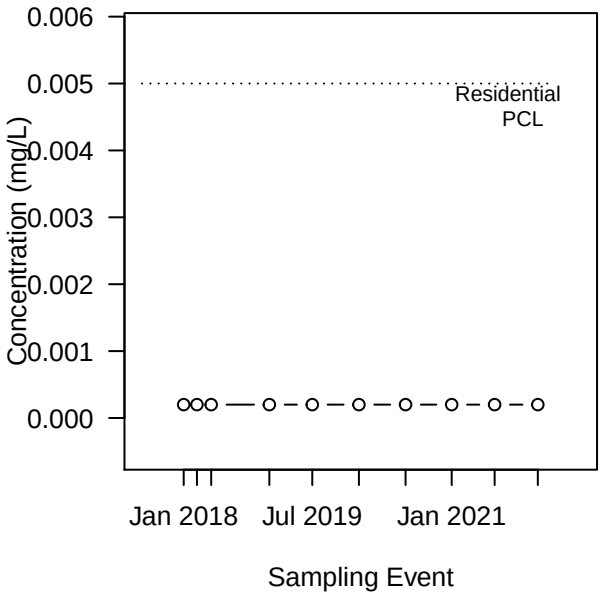

Dibenzofuran (Det/N = 4/10)
Stable
(p−value=0.38 and CV=0.57)

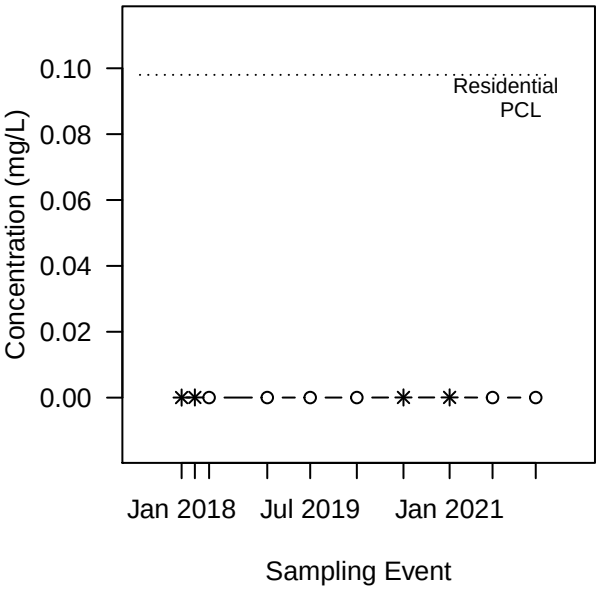

Naphthalene (Det/N = 5/10)
No Trend
(p−value=0.25 and CV=2.1)

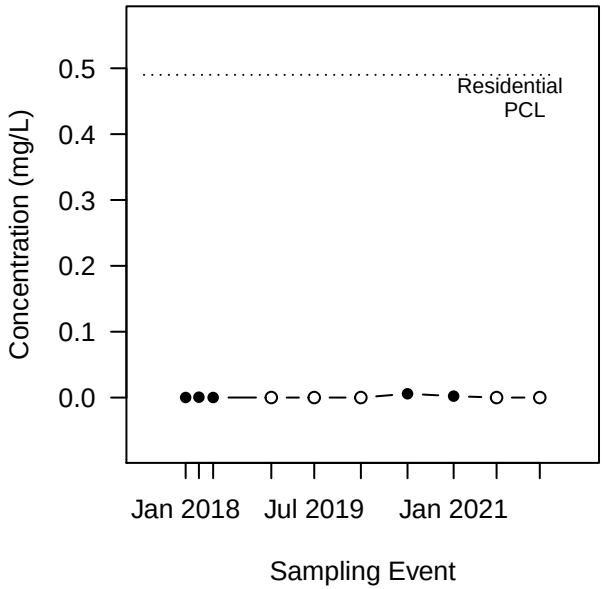

LEGEND:
Concentration

- ● DET
- ✳ DET, J−flagged
- ○ ND (DL plotted)

NOTE: A p−value<0.05 indicates a statistically significant trend.
A p−value is the probability, if no trend is present, that we'd observe such an increasing or decreasing trend.

Mann−Kendall Trend Tests for MW−25C

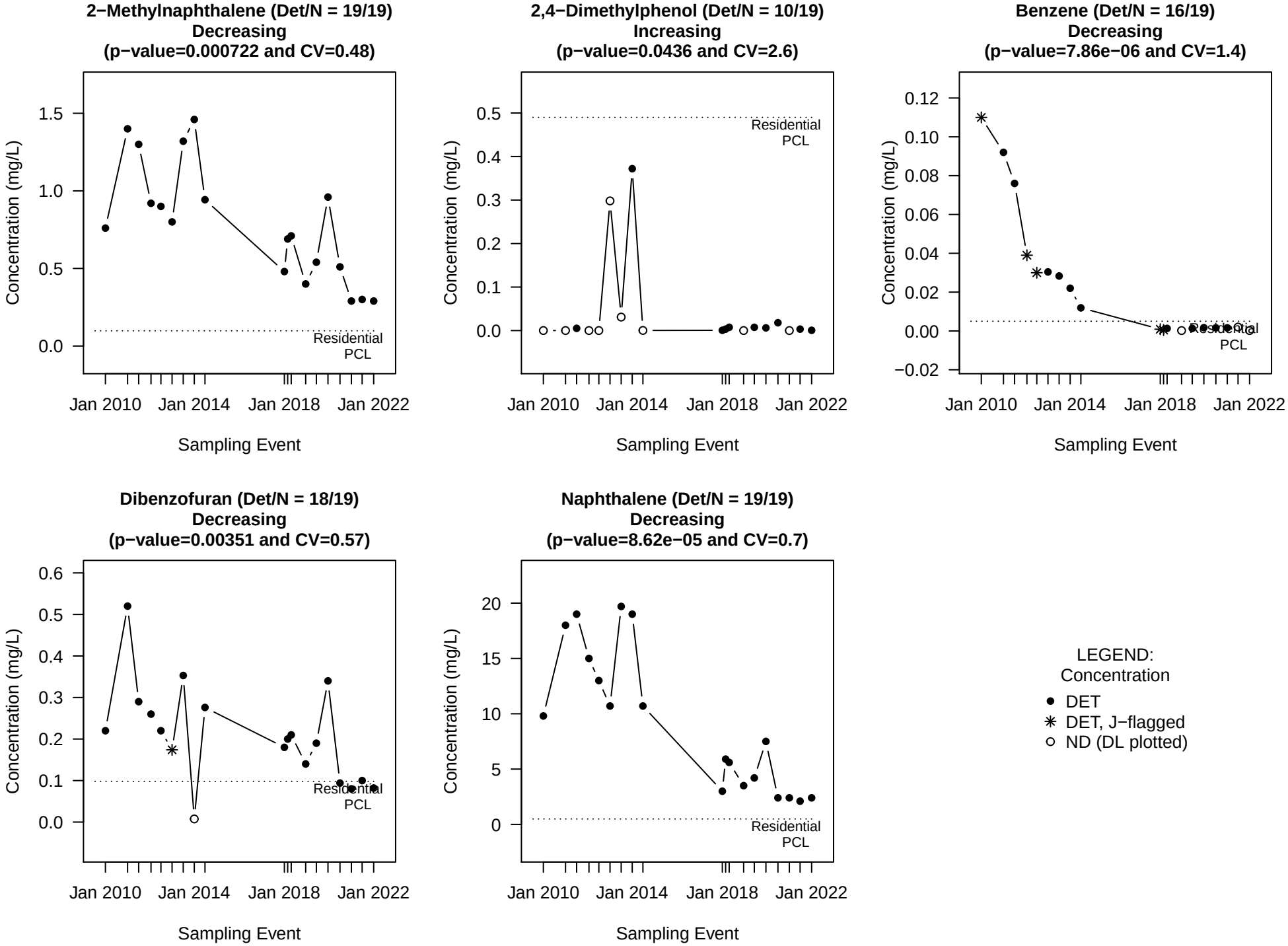

NOTE: A p−value<0.05 indicates a statistically significant trend.
A p−value is the probability, if no trend is present, that we'd observe such an increasing or decreasing trend.

Mann−Kendall Trend Tests for MW−27C

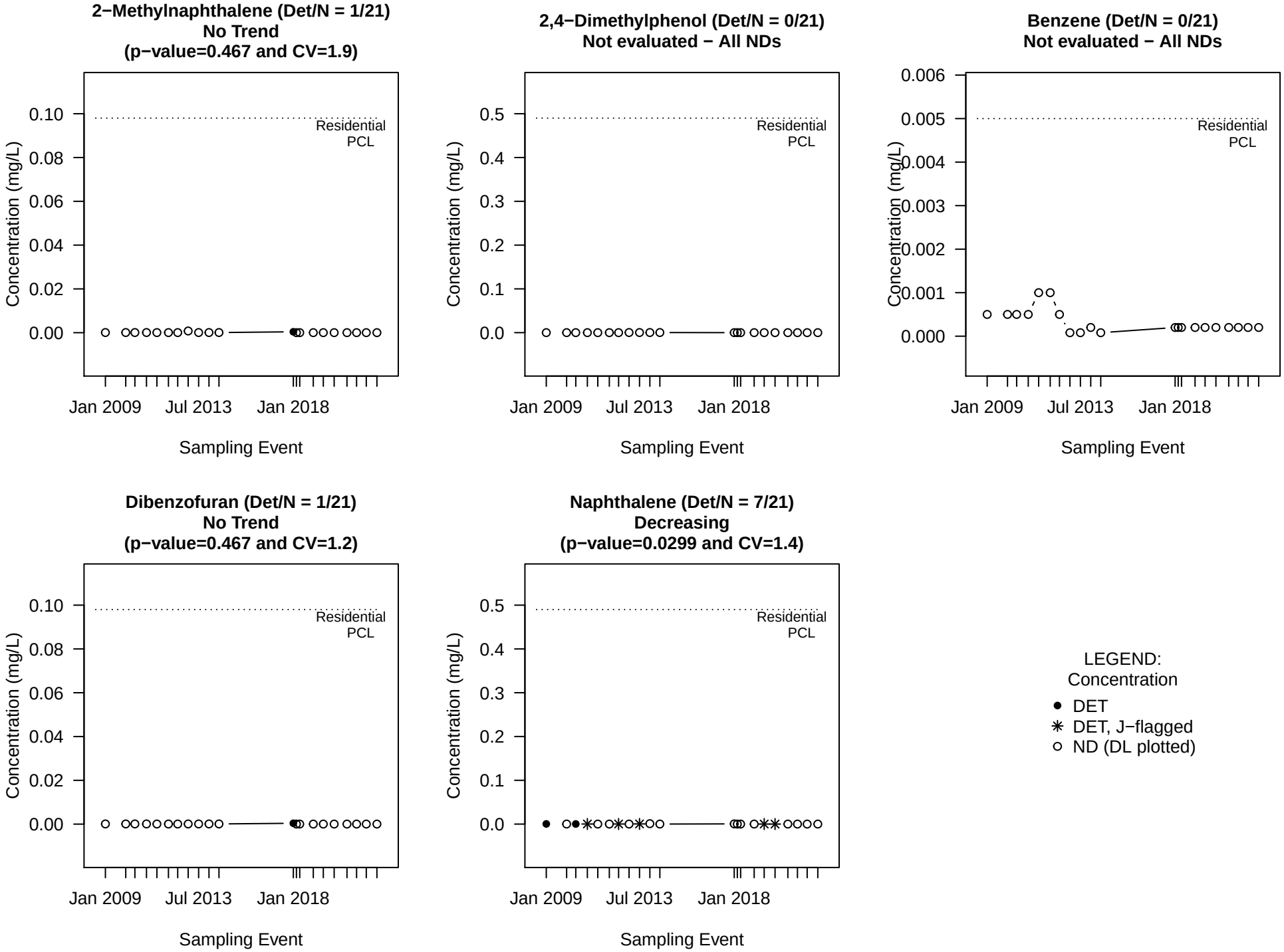

NOTE: A p−value<0.05 indicates a statistically significant trend.
A p−value is the probability, if no trend is present, that we'd observe such an increasing or decreasing trend.

Mann−Kendall Trend Tests for MW−28C

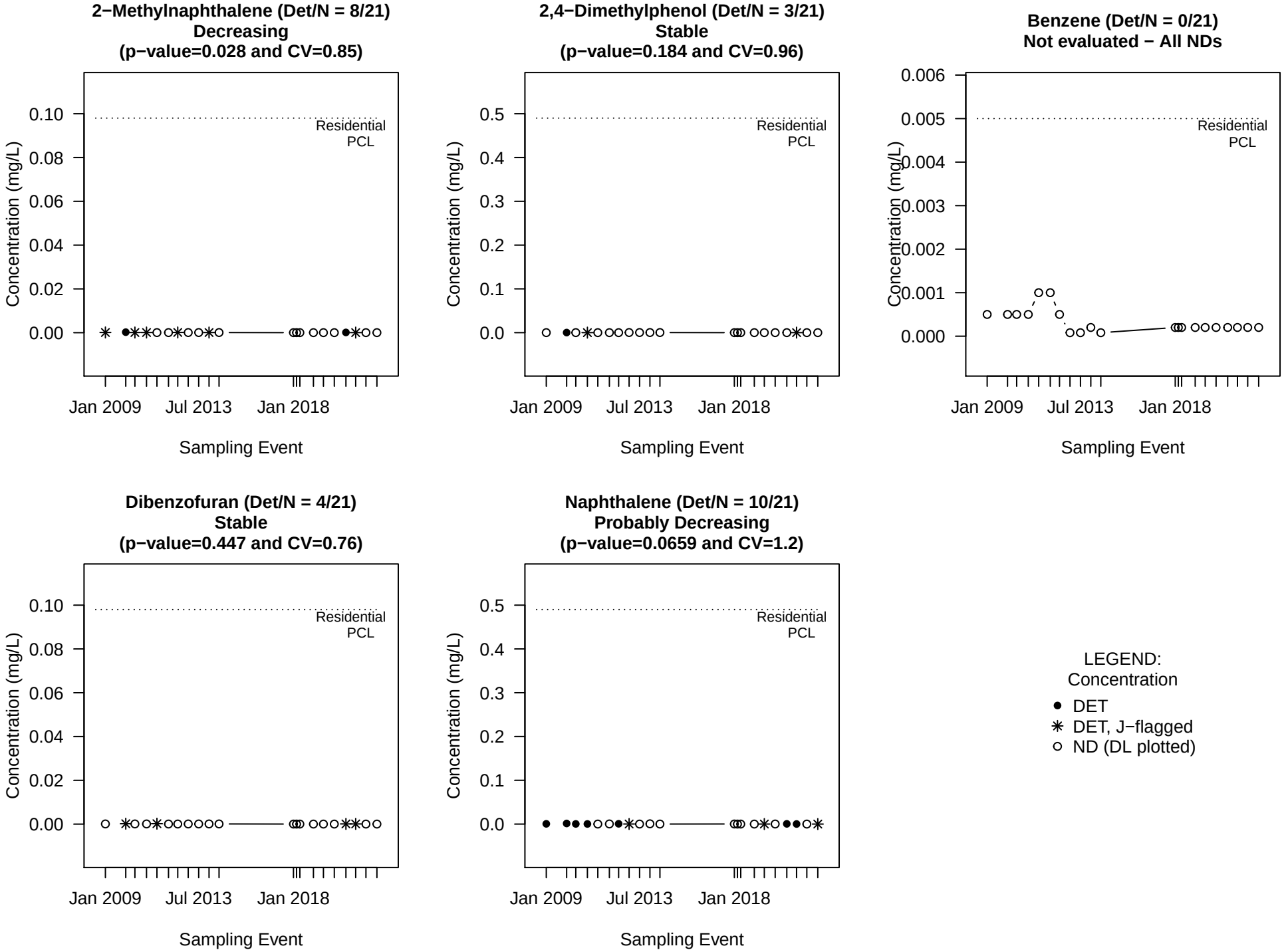

NOTE: A p−value<0.05 indicates a statistically significant trend.
A p−value is the probability, if no trend is present, that we'd observe such an increasing or decreasing trend.

Mann−Kendall Trend Tests for MW−34CR

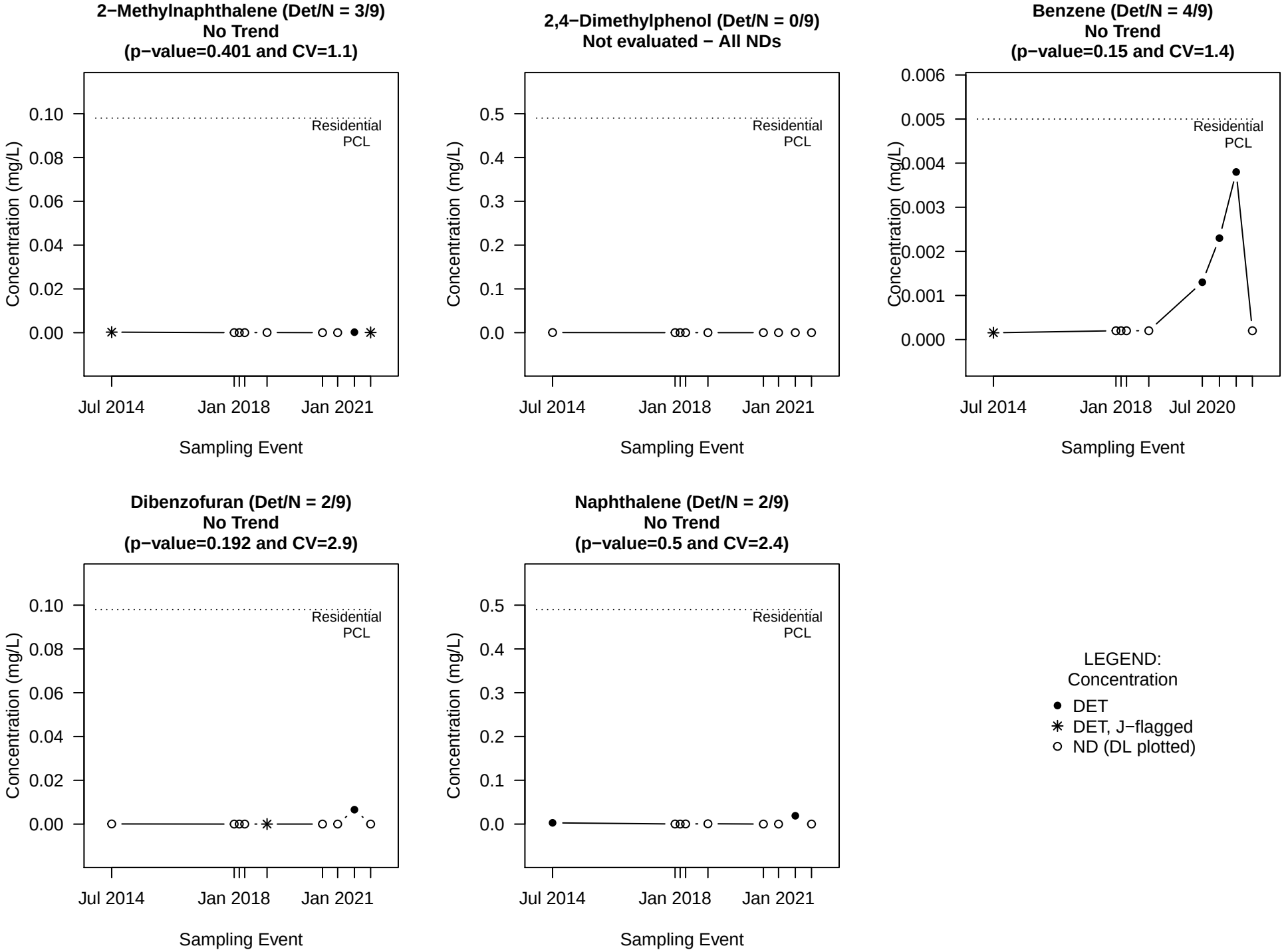

NOTE: A p−value<0.05 indicates a statistically significant trend.
A p−value is the probability, if no trend is present, that we'd observe such an increasing or decreasing trend.

Mann−Kendall Trend Tests for MW−44C

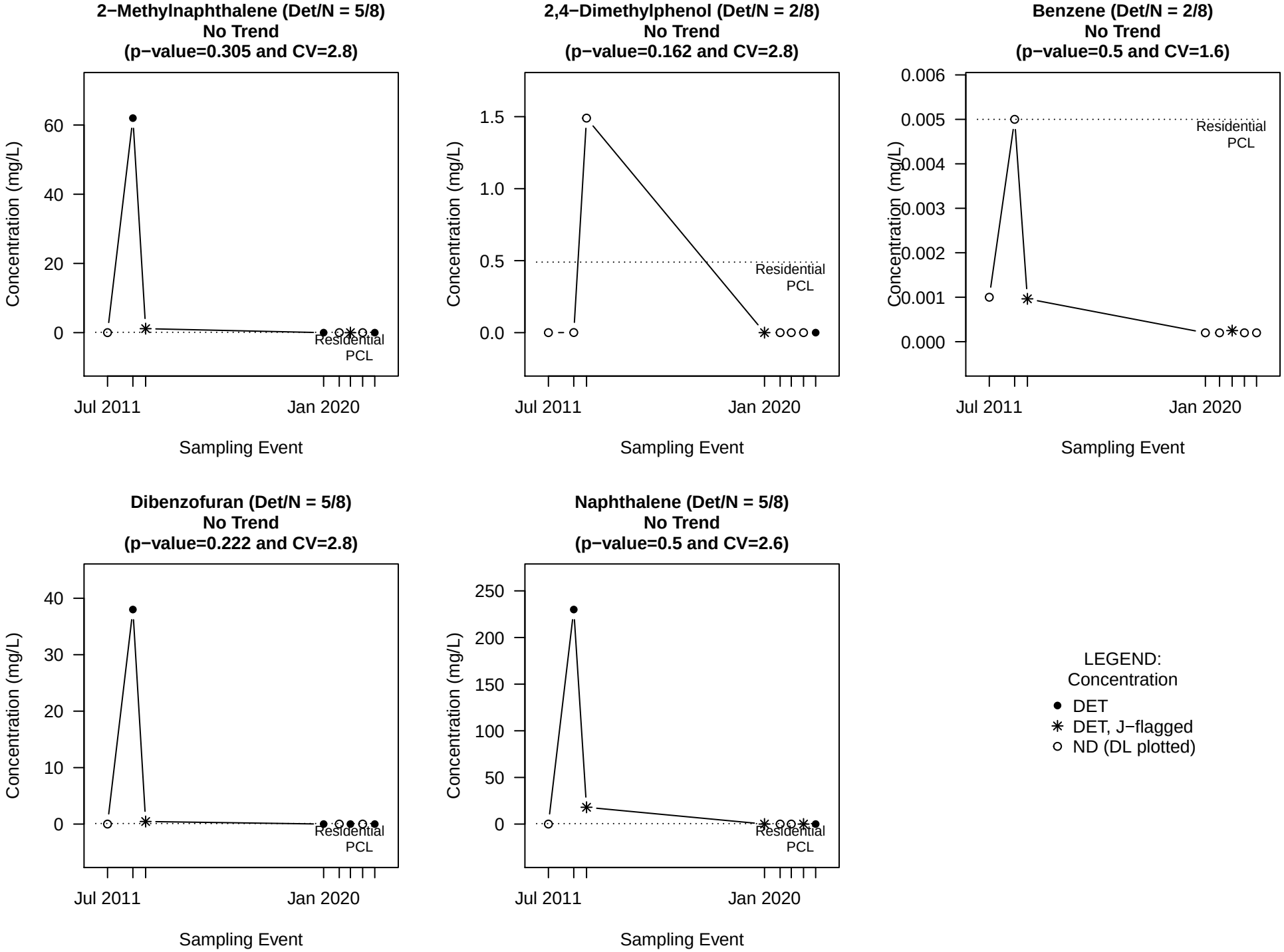

NOTE: A p−value<0.05 indicates a statistically significant trend.
A p−value is the probability, if no trend is present, that we'd observe such an increasing or decreasing trend.

Mann−Kendall Trend Tests for MW−45C

2−Methylnaphthalene (Det/N = 2/5)
No Trend
(p−value=0.5 and CV=1.4)

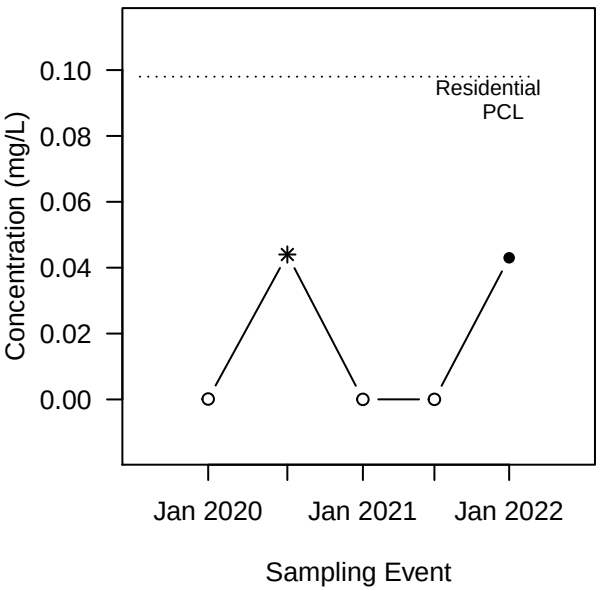

2,4−Dimethylphenol (Det/N = 2/5)
Increasing
(p−value=0.048 and CV=1.8)

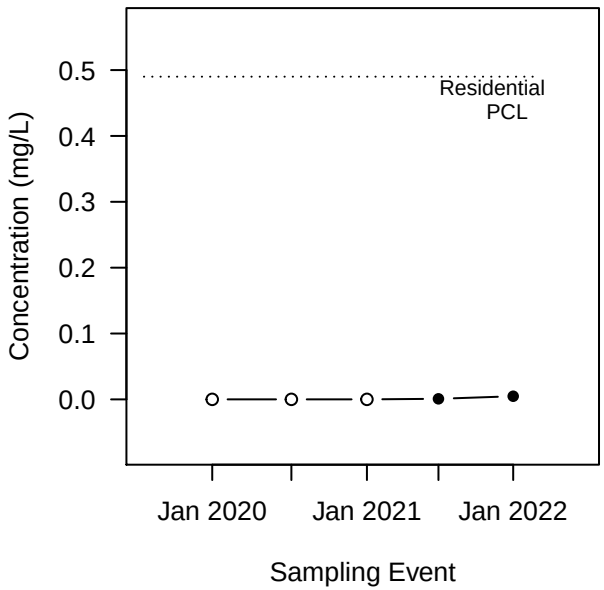

Benzene (Det/N = 5/5)
No Trend
(p−value=0.5 and CV=0.59)

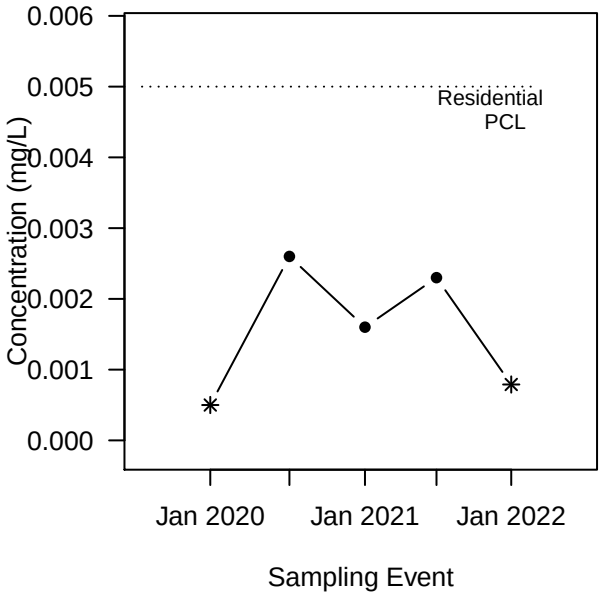

Dibenzofuran (Det/N = 4/5)
No Trend
(p−value=0.403 and CV=1.4)

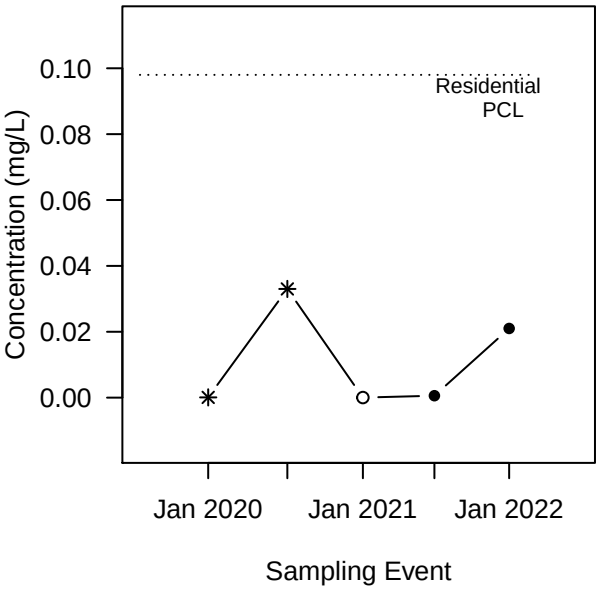

Naphthalene (Det/N = 2/5)
No Trend
(p−value=0.29 and CV=1.7)

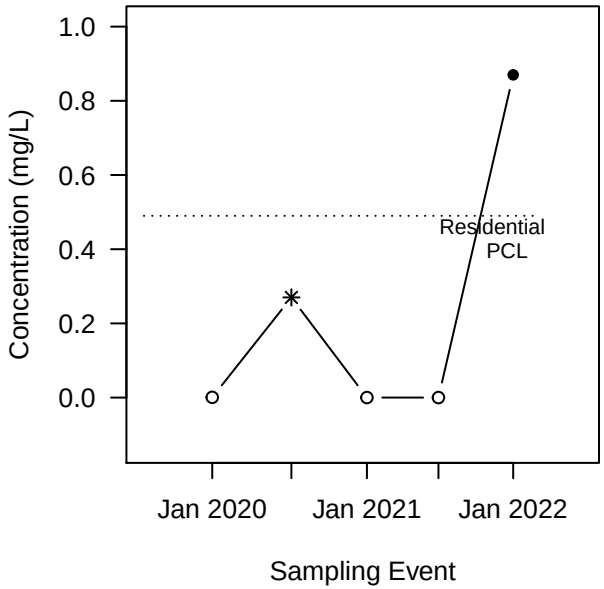

LEGEND:
Concentration

- ● DET
- ✳ DET, J−flagged
- ○ ND (DL plotted)

NOTE: A p−value<0.05 indicates a statistically significant trend.
A p−value is the probability, if no trend is present, that we'd observe such an increasing or decreasing trend.

Mann−Kendall Trend Tests for MW−46C

2−Methylnaphthalene (Det/N = 5/5)
No Trend
(p−value=0.231 and CV=1.2)

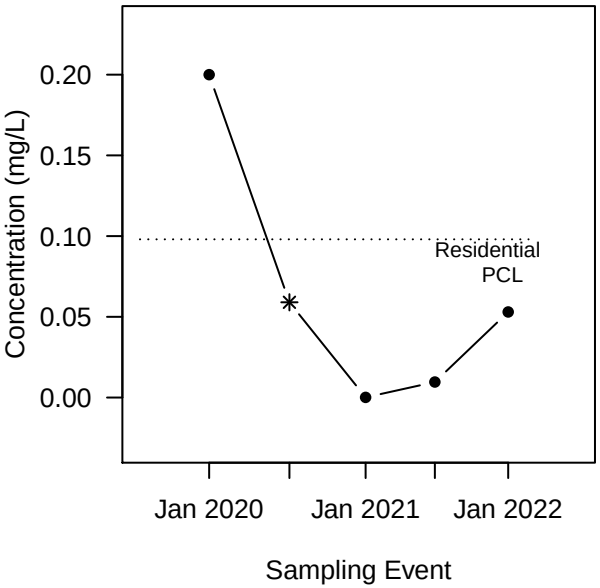

2,4−Dimethylphenol (Det/N = 3/5)
No Trend
(p−value=0.307 and CV=2.1)

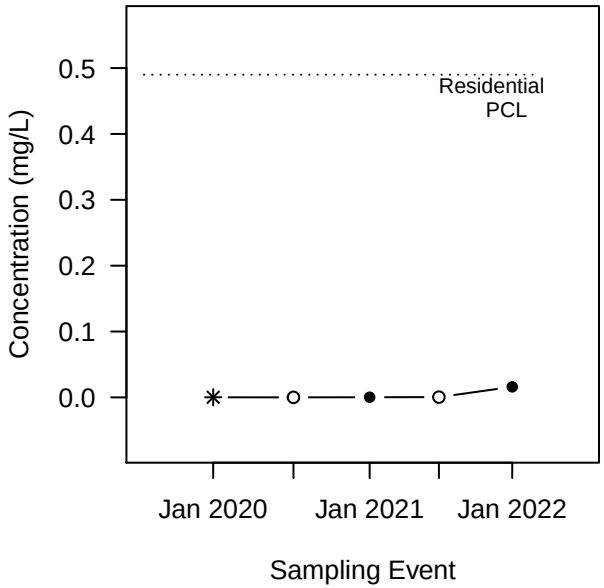

Benzene (Det/N = 4/5)
No Trend
(p−value=0.11 and CV=1.6)

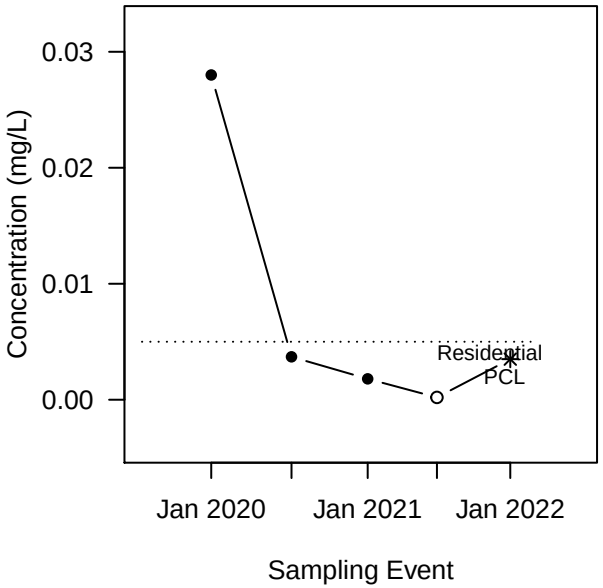

Dibenzofuran (Det/N = 5/5)
No Trend
(p−value=0.403 and CV=1)

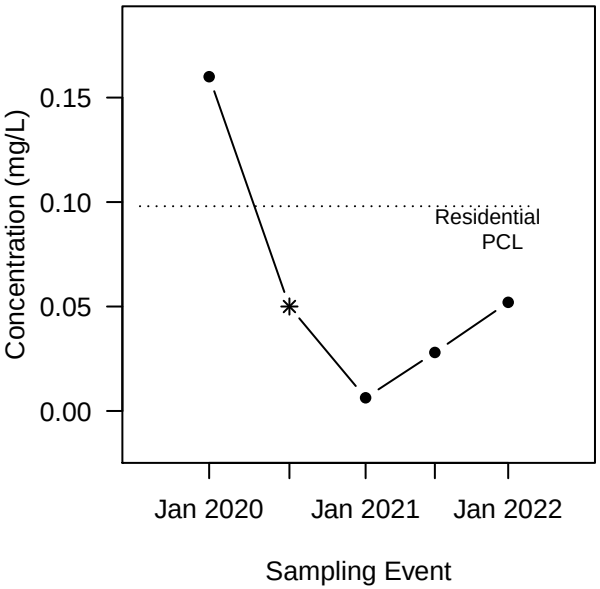

Naphthalene (Det/N = 4/5)
No Trend
(p−value=0.231 and CV=1.7)

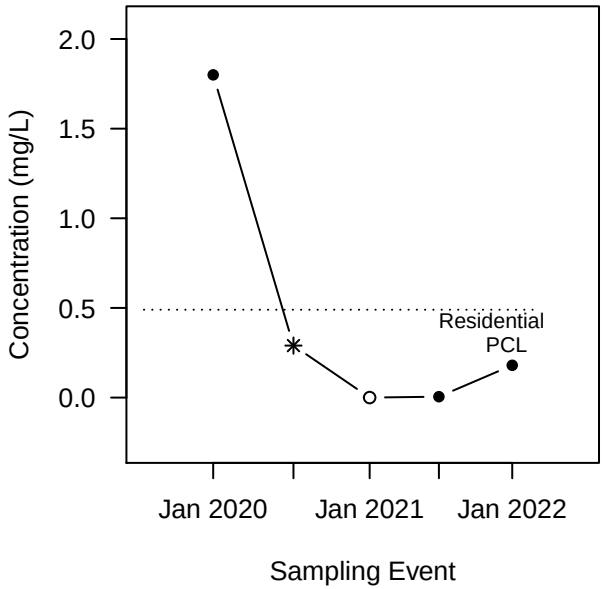

LEGEND:
Concentration

- ● DET
- ✳ DET, J−flagged
- ○ ND (DL plotted)

NOTE: A p−value<0.05 indicates a statistically significant trend.
A p−value is the probability, if no trend is present, that we'd observe such an increasing or decreasing trend.

Mann−Kendall Trend Tests for MW−48C

2−Methylnaphthalene (Det/N = 3/21)
No Trend
(p−value=0.184 and CV=4.5)

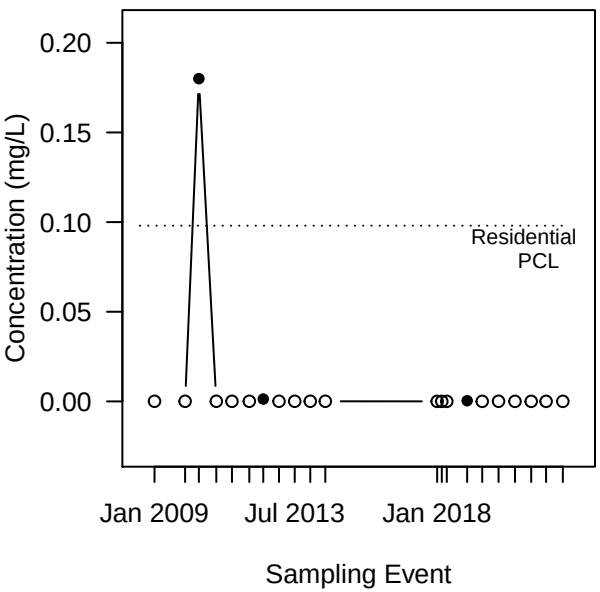

2,4−Dimethylphenol (Det/N = 3/21)
No Trend
(p−value=0.212 and CV=3.2)

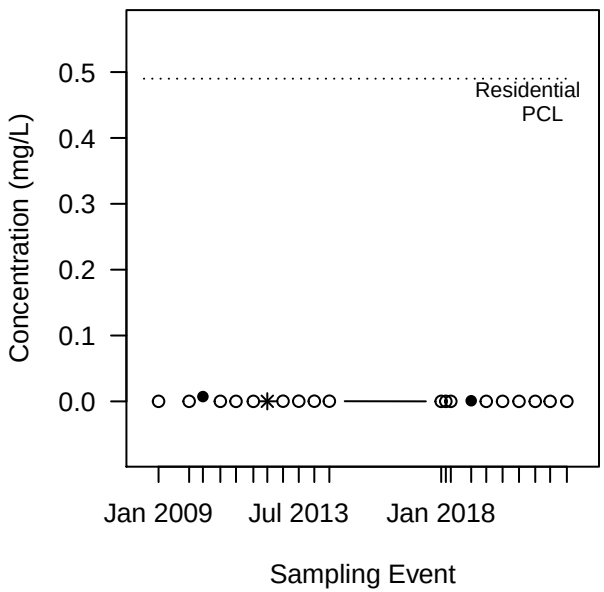

Benzene (Det/N = 0/21)
Not evaluated − All NDs

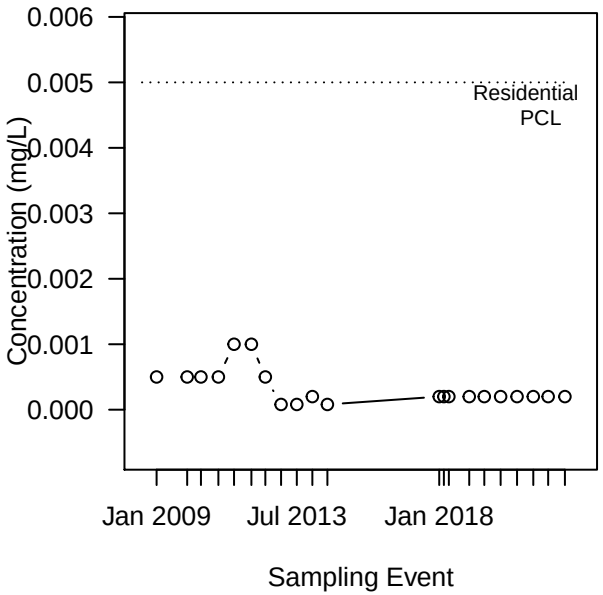

Dibenzofuran (Det/N = 3/21)
Decreasing
(p−value=0.0178 and CV=4.4)

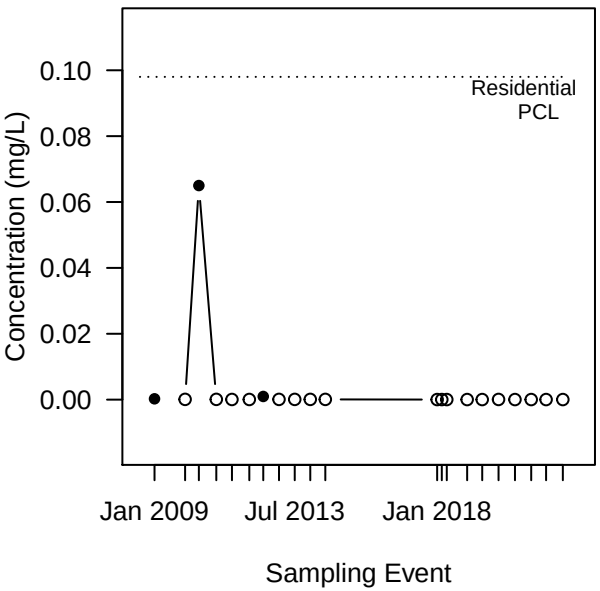

Naphthalene (Det/N = 6/21)
Probably Decreasing
(p−value=0.0738 and CV=4.6)

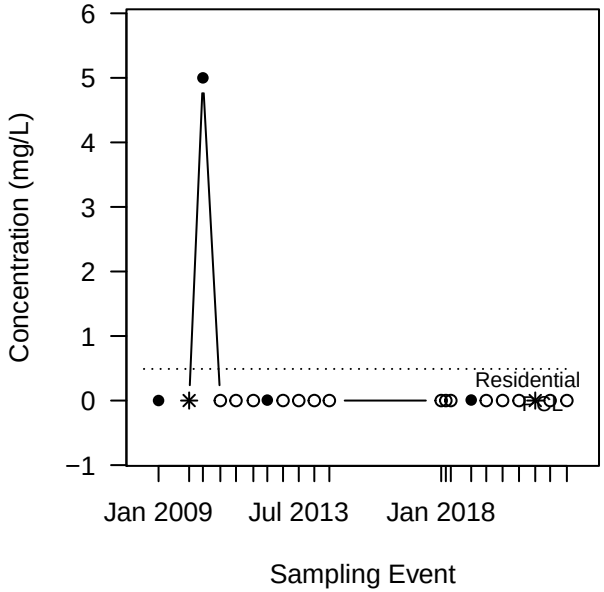

LEGEND:
Concentration

- ● DET
- ✳ DET, J−flagged
- ○ ND (DL plotted)

NOTE: A p−value<0.05 indicates a statistically significant trend.
A p−value is the probability, if no trend is present, that we'd observe such an increasing or decreasing trend.

Mann−Kendall Trend Tests for MW−53C

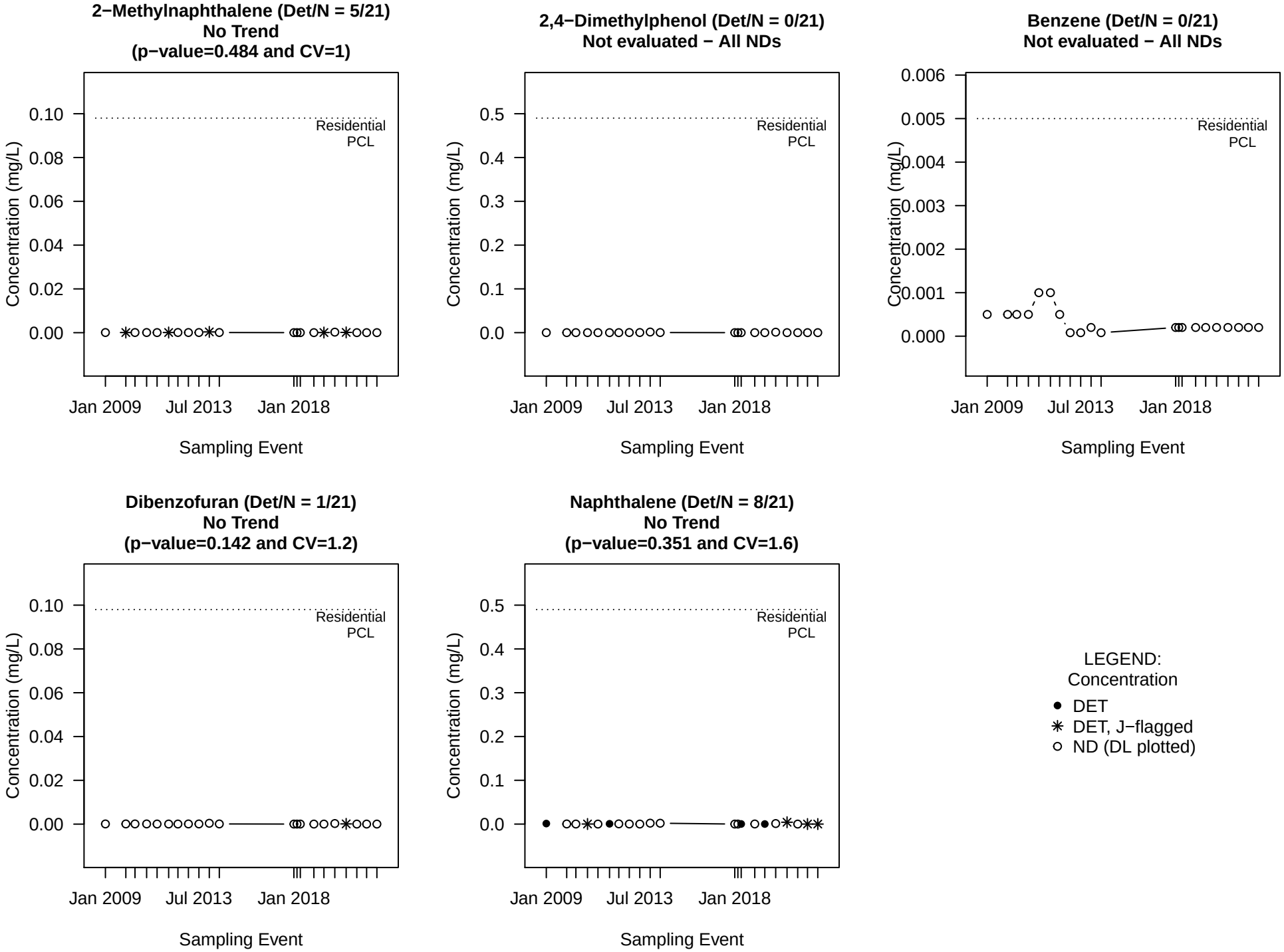

NOTE: A p−value<0.05 indicates a statistically significant trend.
A p−value is the probability, if no trend is present, that we'd observe such an increasing or decreasing trend.

Mann−Kendall Trend Tests for MW−54C

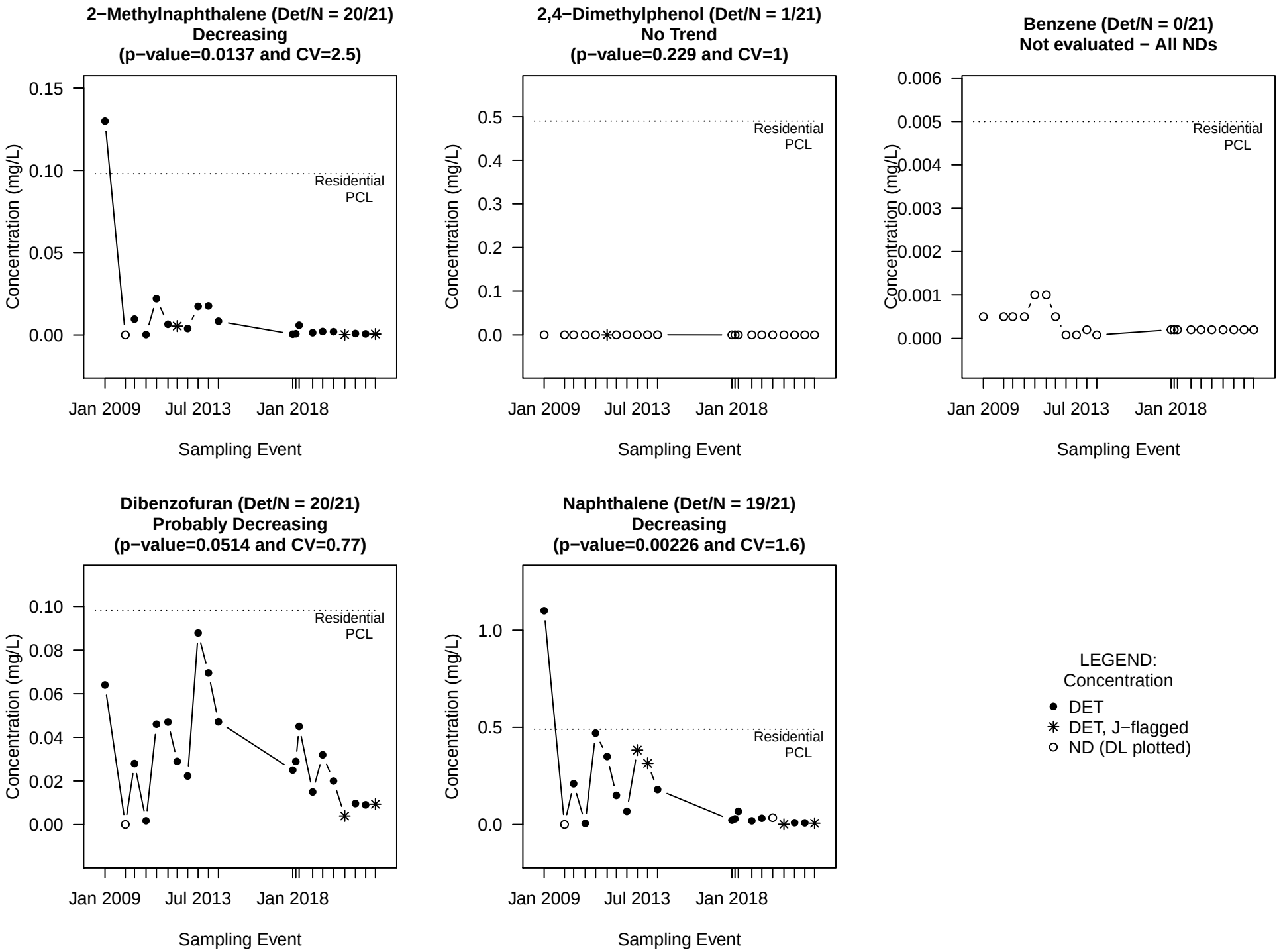

NOTE: A p−value<0.05 indicates a statistically significant trend.
A p−value is the probability, if no trend is present, that we'd observe such an increasing or decreasing trend.

Mann−Kendall Trend Tests for MW−68C

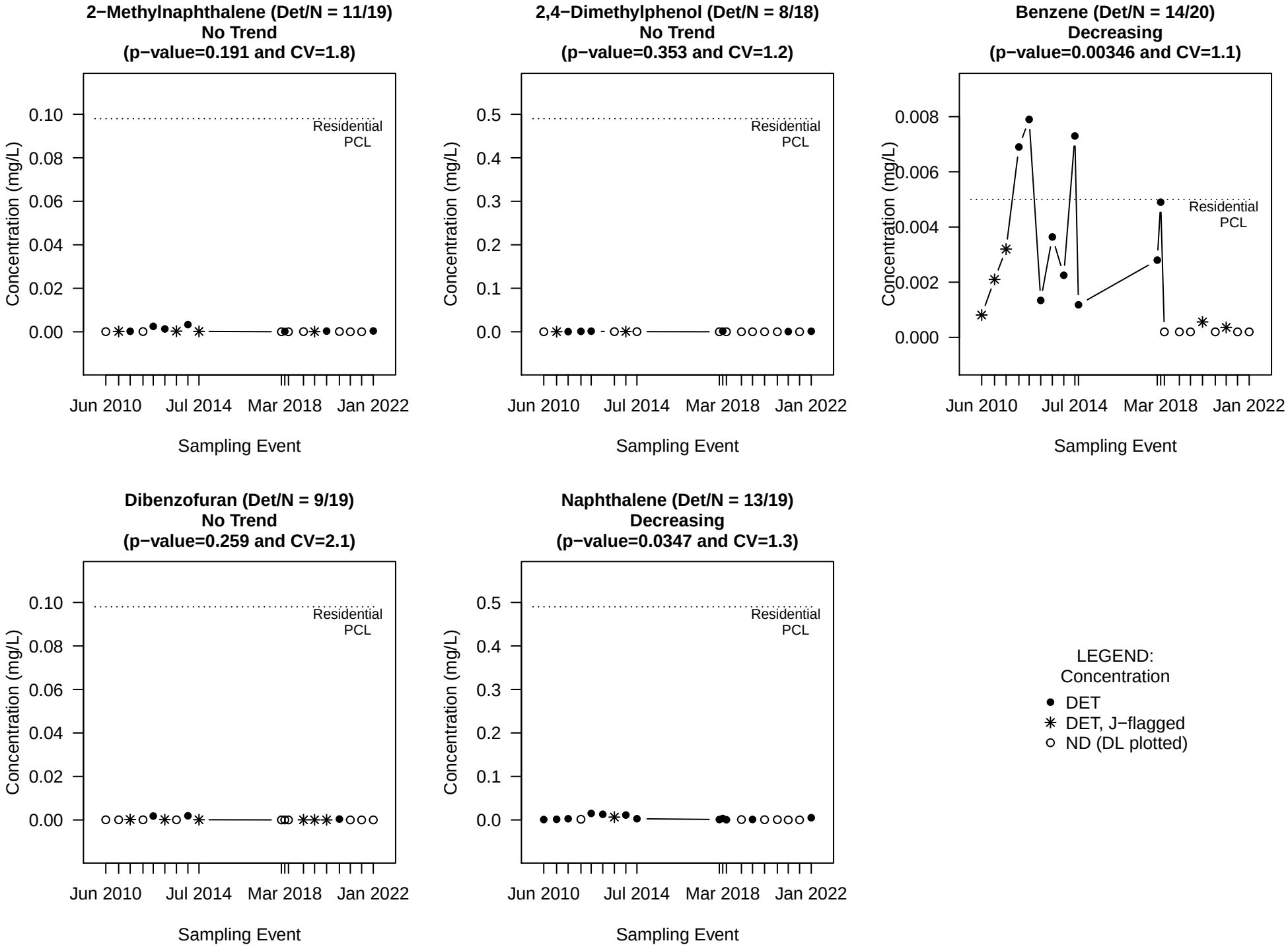

NOTE: A p−value<0.05 indicates a statistically significant trend.
A p−value is the probability, if no trend is present, that we'd observe such an increasing or decreasing trend.

Mann−Kendall Trend Tests for MW−70C

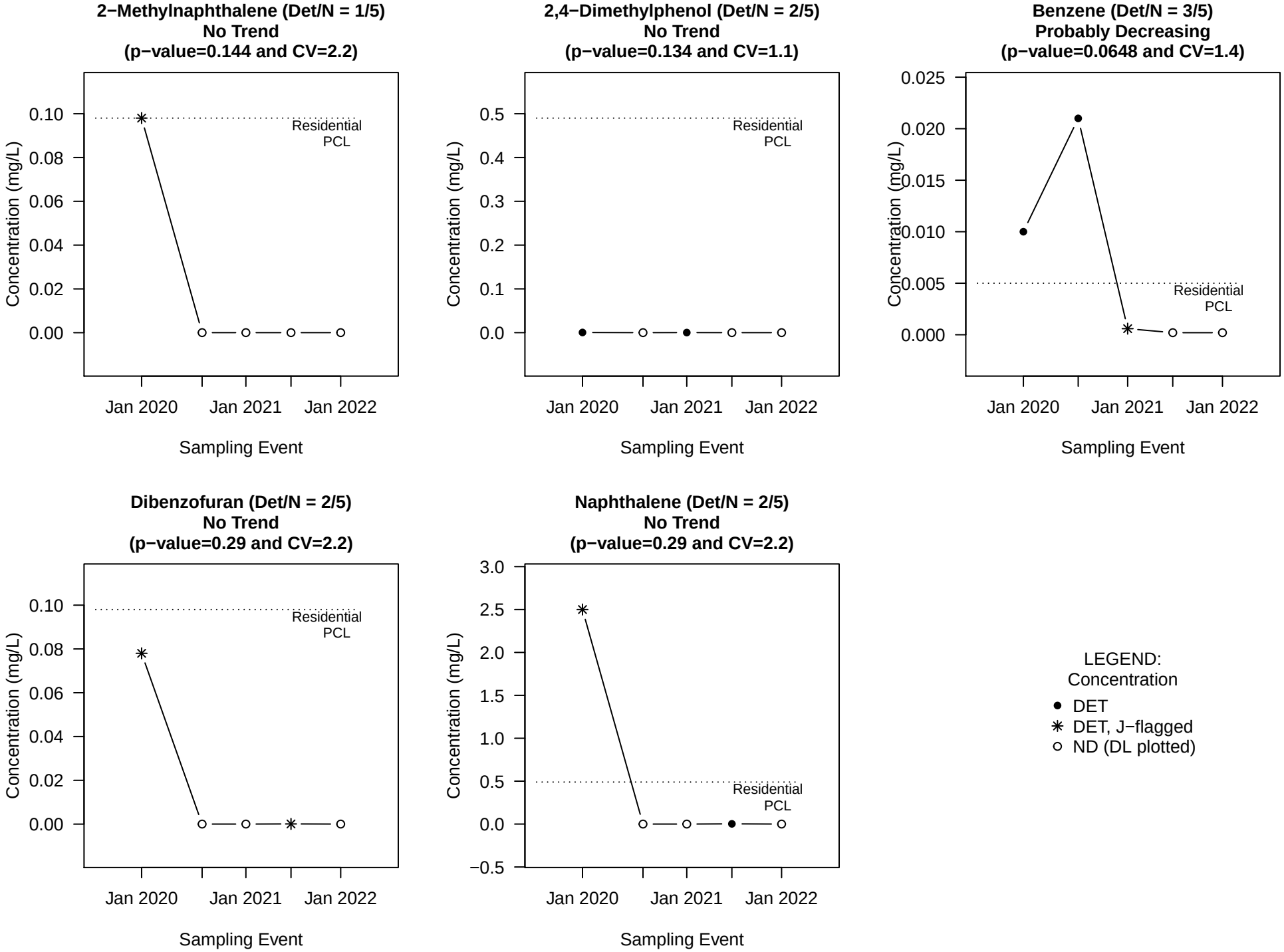

NOTE: A p−value<0.05 indicates a statistically significant trend.
A p−value is the probability, if no trend is present, that we'd observe such an increasing or decreasing trend.

Mann−Kendall Trend Tests for MW−83C

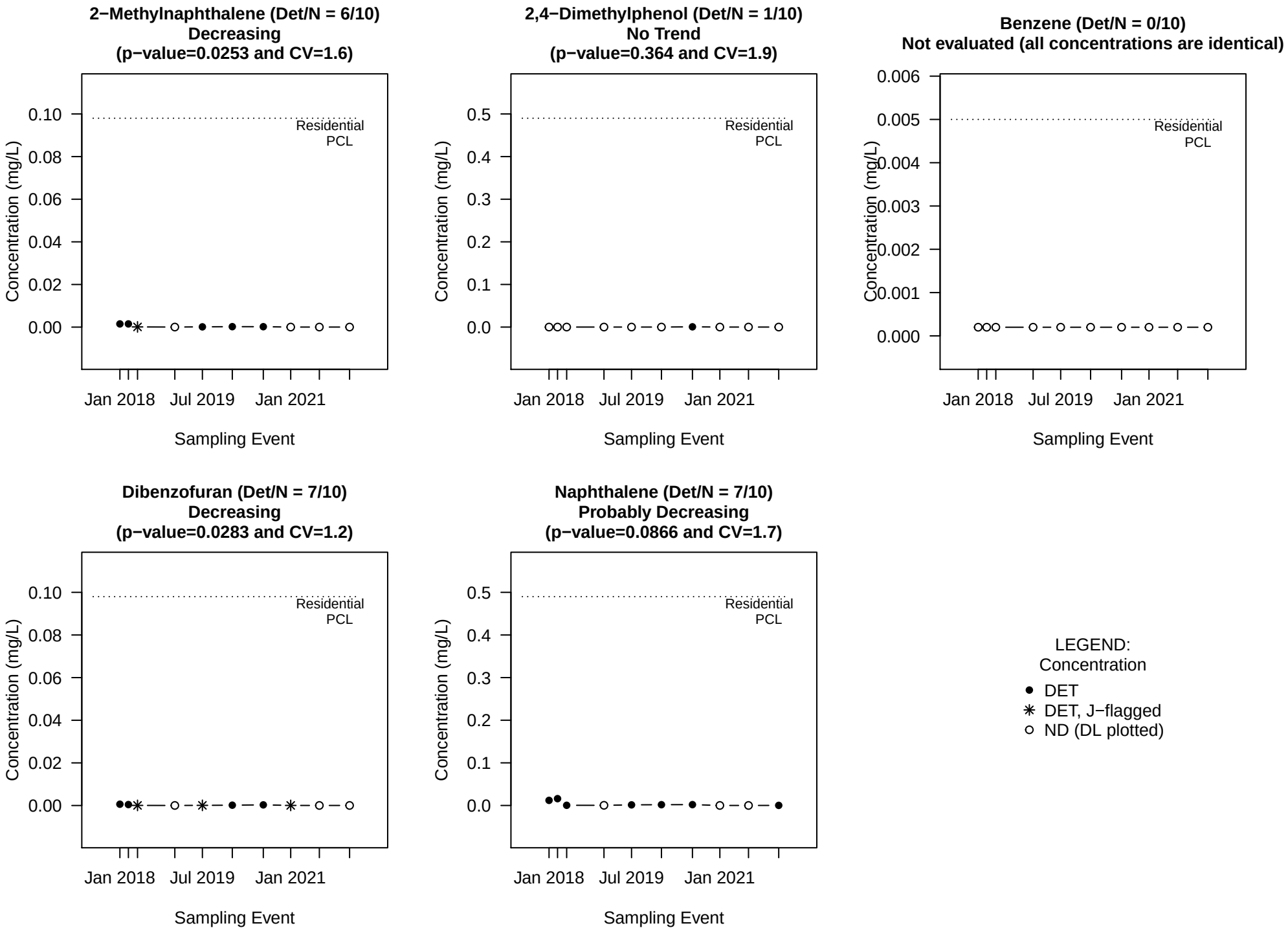

NOTE: A p−value<0.05 indicates a statistically significant trend.
A p−value is the probability, if no trend is present, that we'd observe such an increasing or decreasing trend.

Mann−Kendall Trend Tests for MW−86C

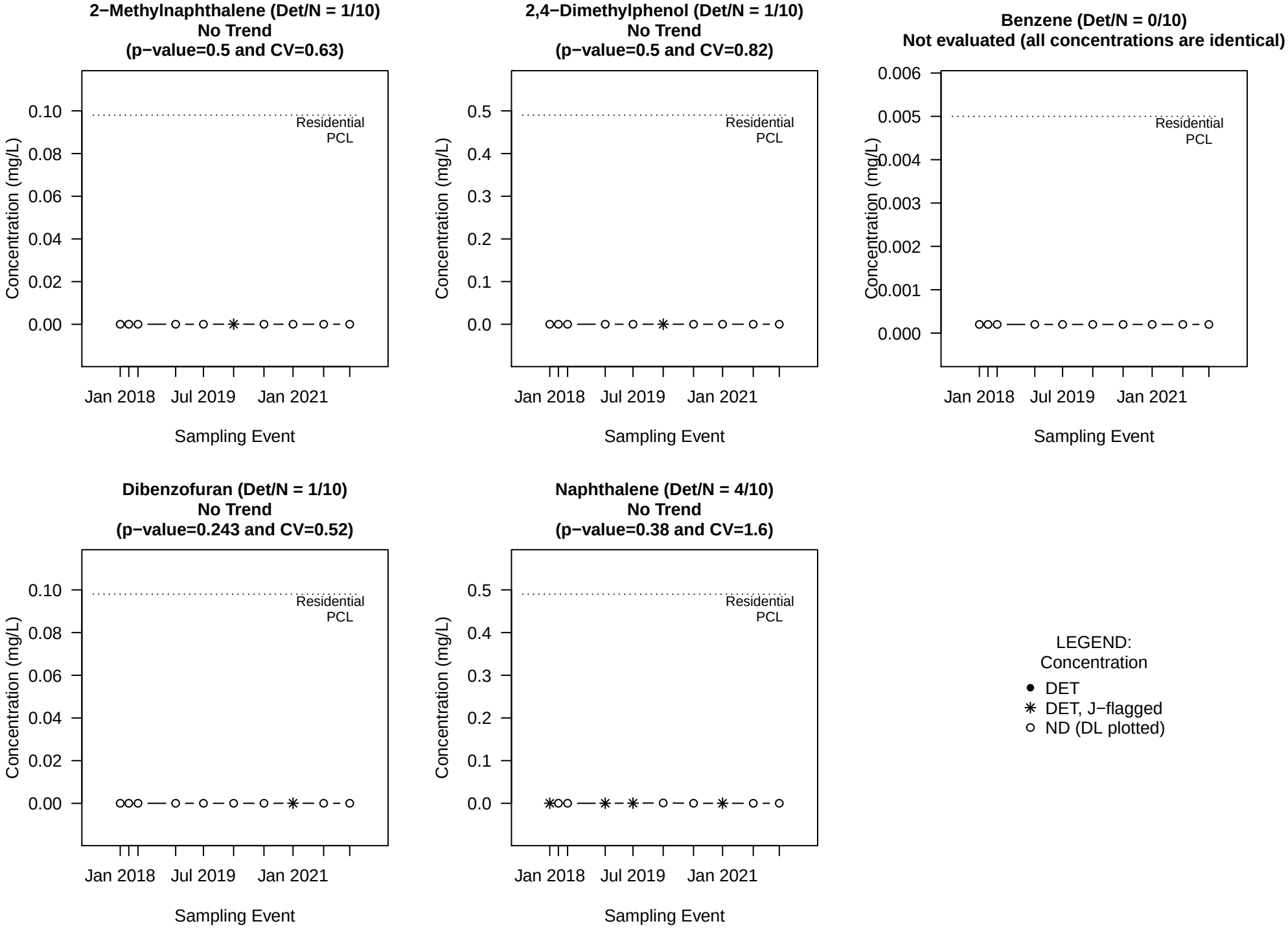

NOTE: A p−value<0.05 indicates a statistically significant trend.
A p−value is the probability, if no trend is present, that we'd observe such an increasing or decreasing trend.

Mann−Kendall Trend Tests for MW−87C

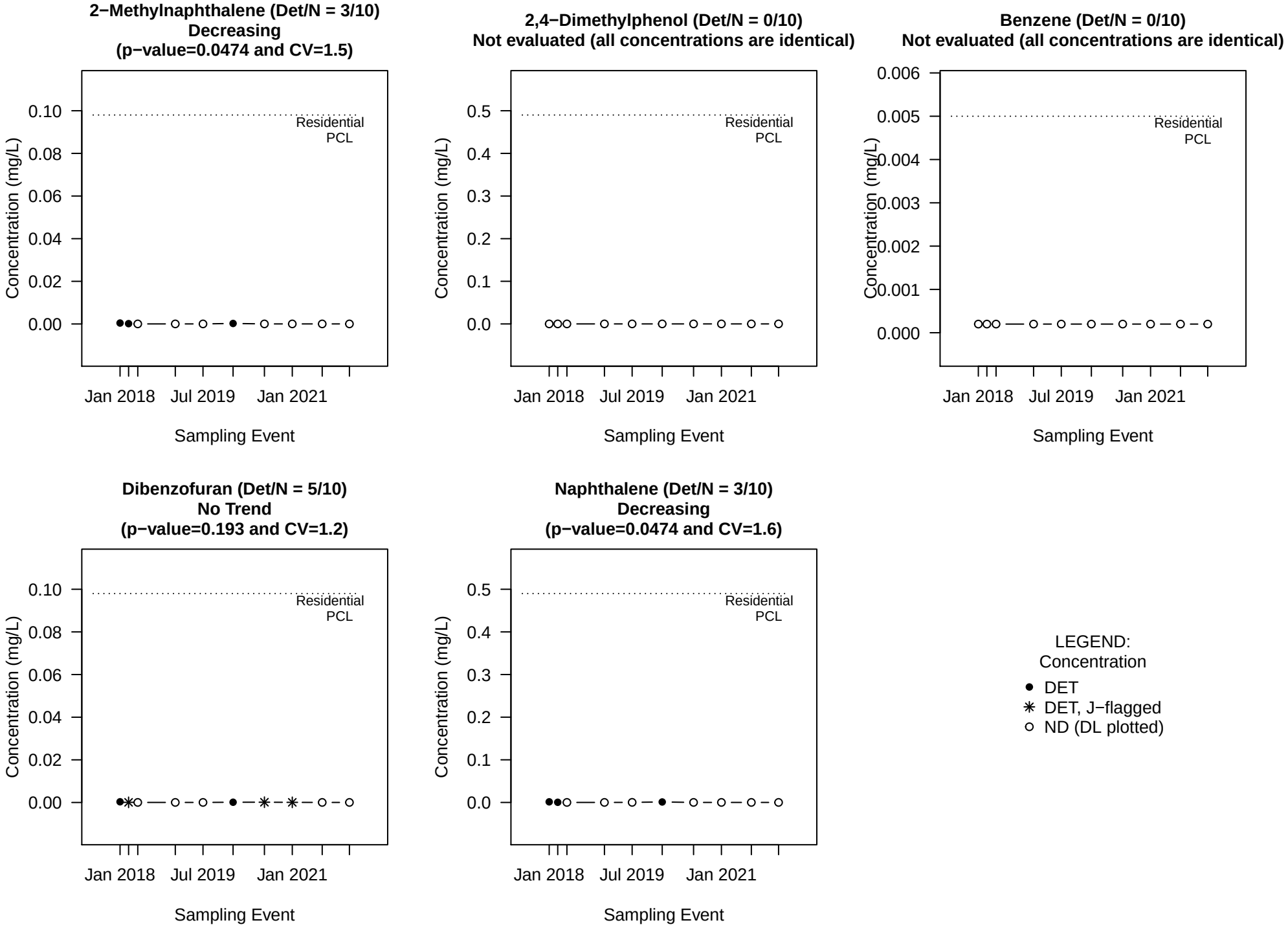

NOTE: A p−value<0.05 indicates a statistically significant trend.
A p−value is the probability, if no trend is present, that we'd observe such an increasing or decreasing trend.

Mann−Kendall Trend Tests for MW−99C

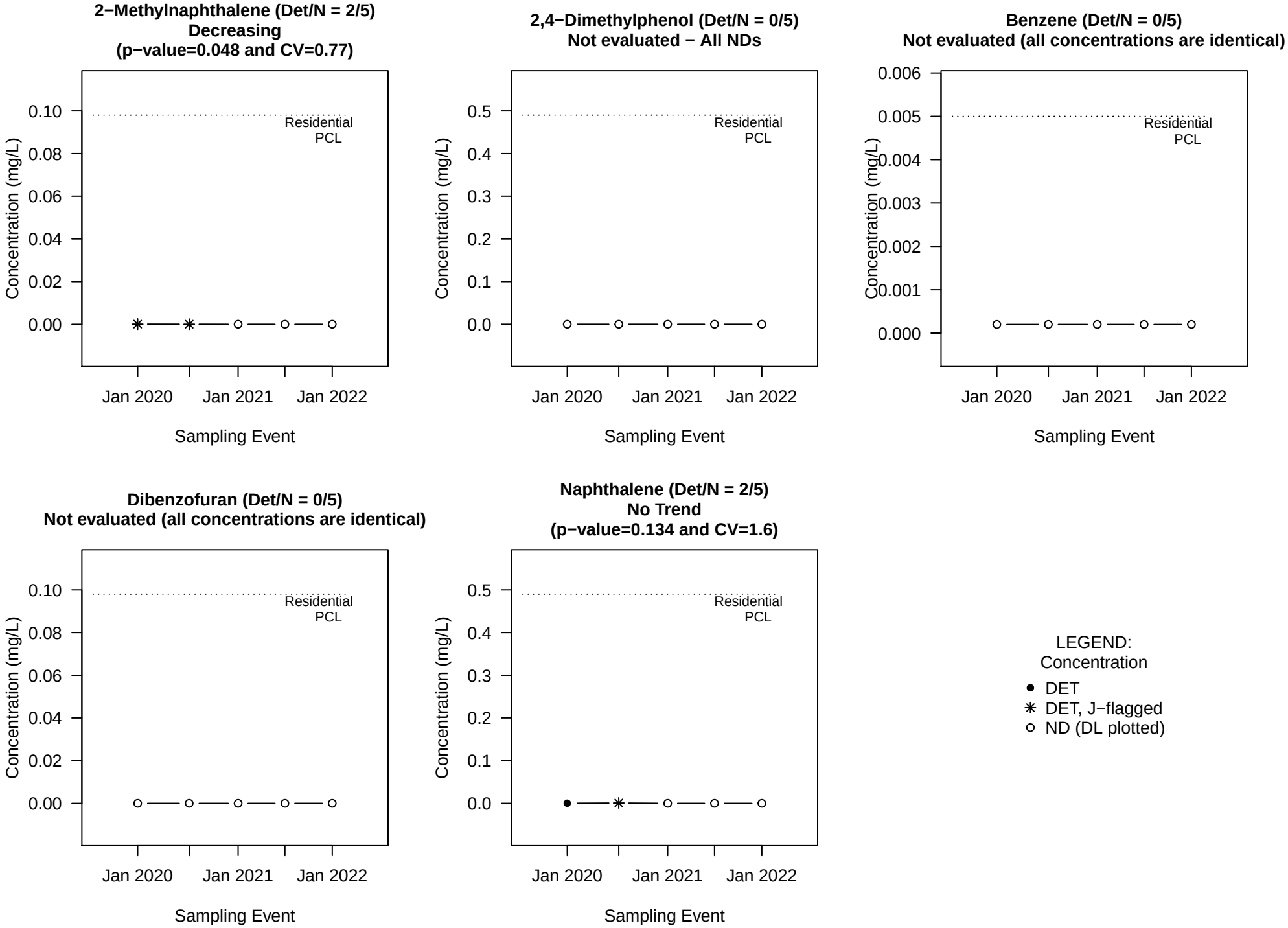

NOTE: A p−value<0.05 indicates a statistically significant trend.
A p−value is the probability, if no trend is present, that we'd observe such an increasing or decreasing trend.

Mann−Kendall Trend Tests for MW−36D

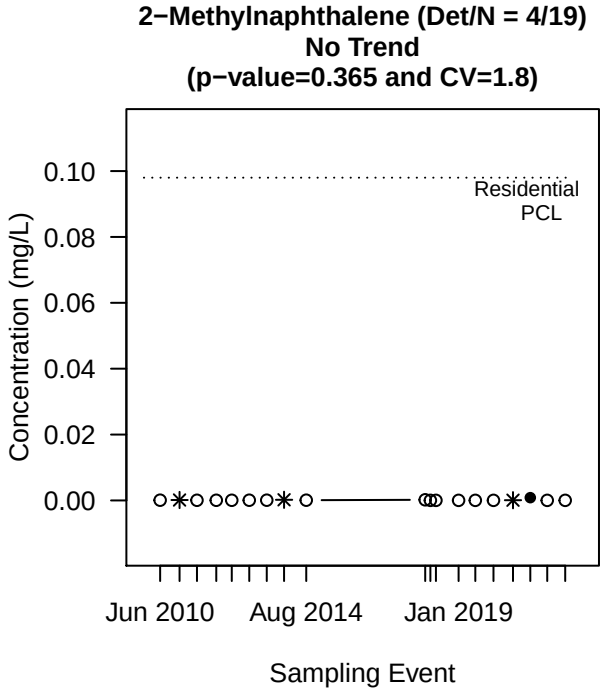

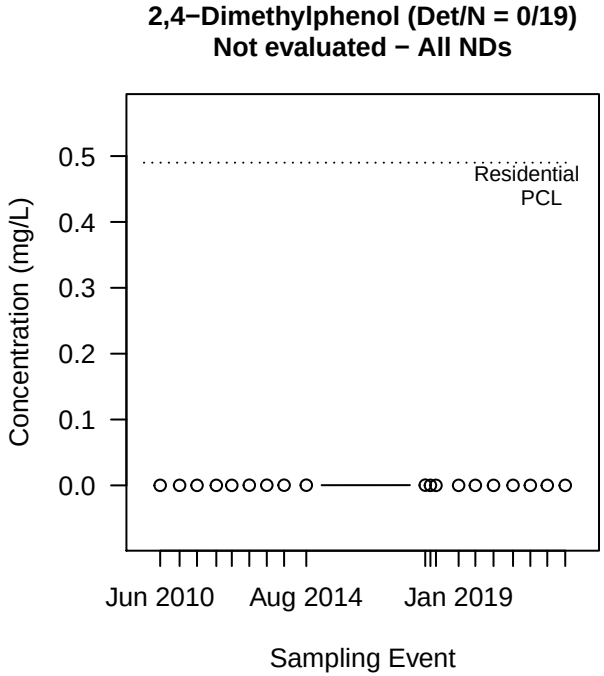

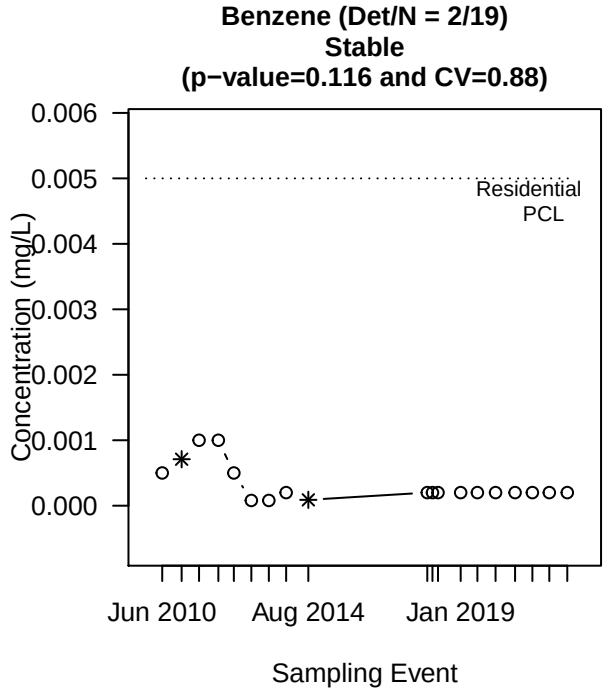

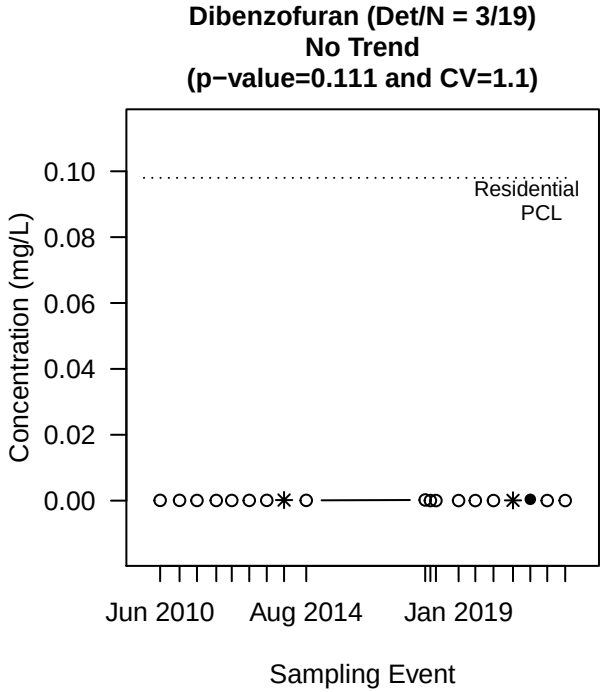

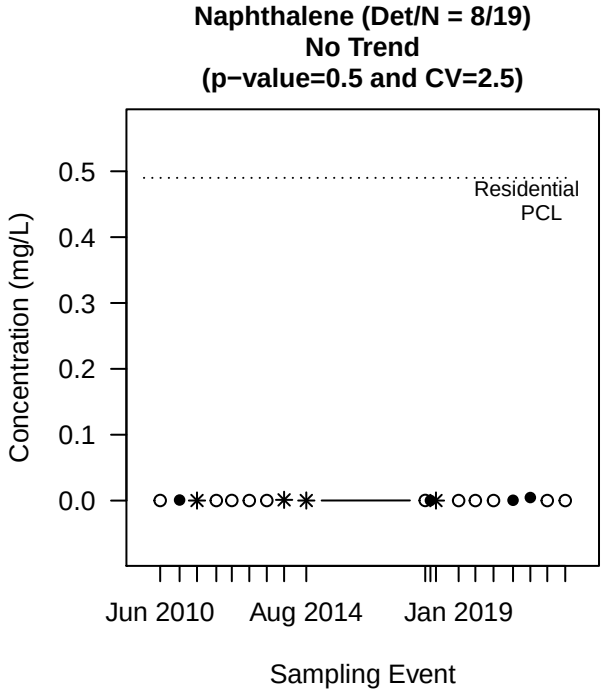

LEGEND:
Concentration

- ● DET
- ✳ DET, J−flagged
- ○ ND (DL plotted)

NOTE: A p−value<0.05 indicates a statistically significant trend.
A p−value is the probability, if no trend is present, that we'd observe such an increasing or decreasing trend.

Mann−Kendall Trend Tests for MW−59D

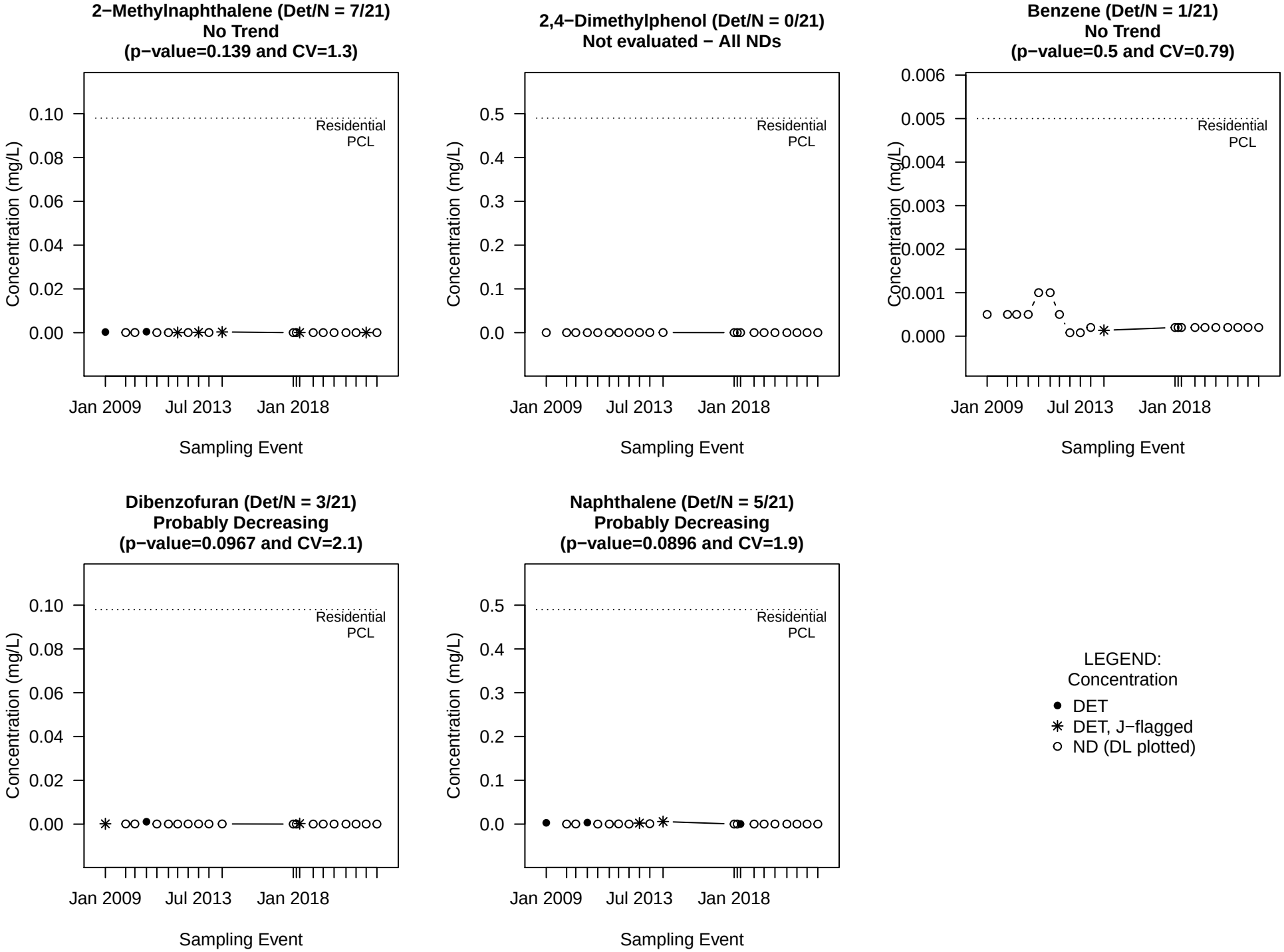

NOTE: A p−value<0.05 indicates a statistically significant trend.
A p−value is the probability, if no trend is present, that we'd observe such an increasing or decreasing trend.

Mann−Kendall Trend Tests for MW−65D

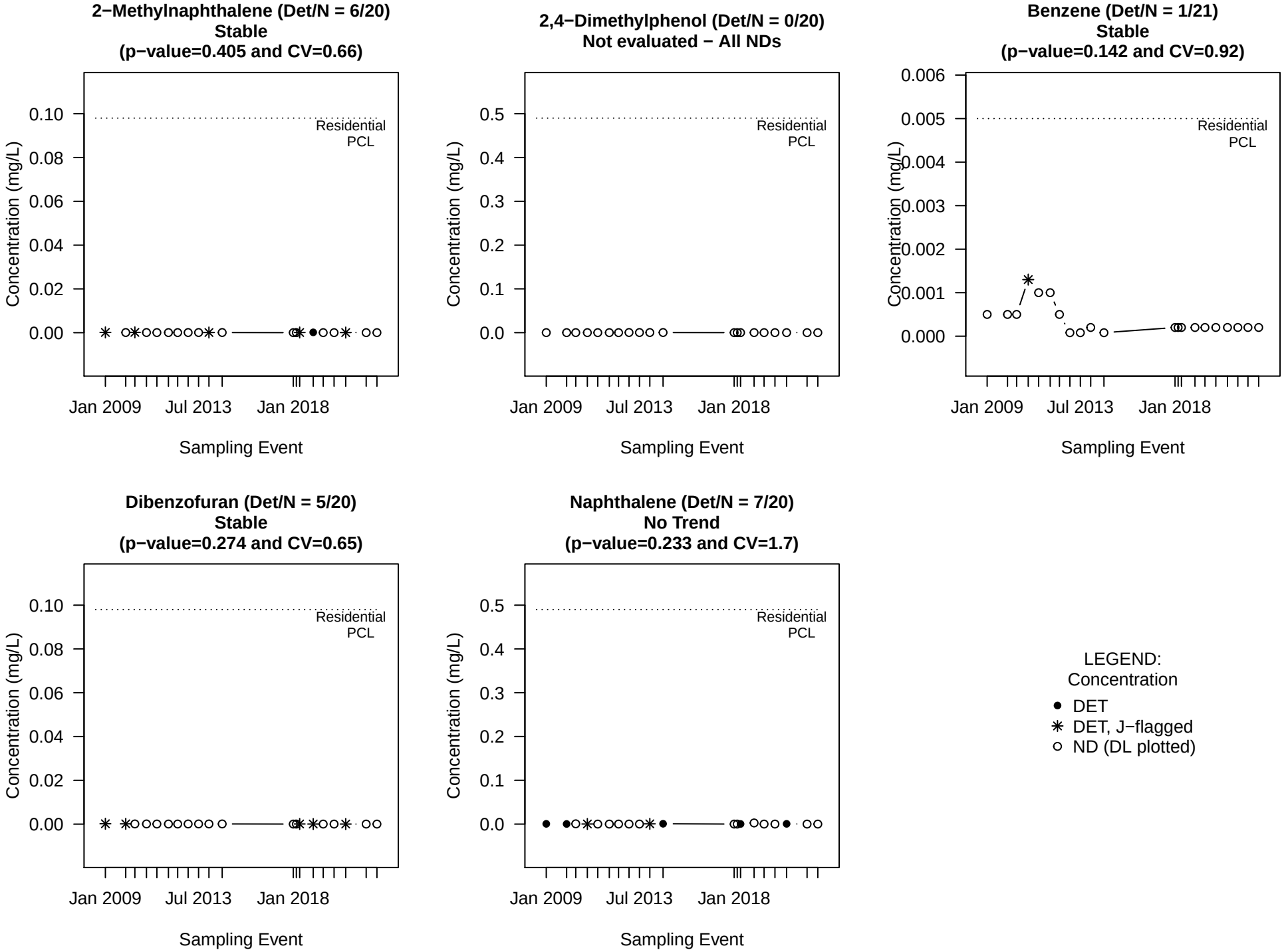

NOTE: A p−value<0.05 indicates a statistically significant trend.
A p−value is the probability, if no trend is present, that we'd observe such an increasing or decreasing trend.

Mann−Kendall Trend Tests for MW−66D

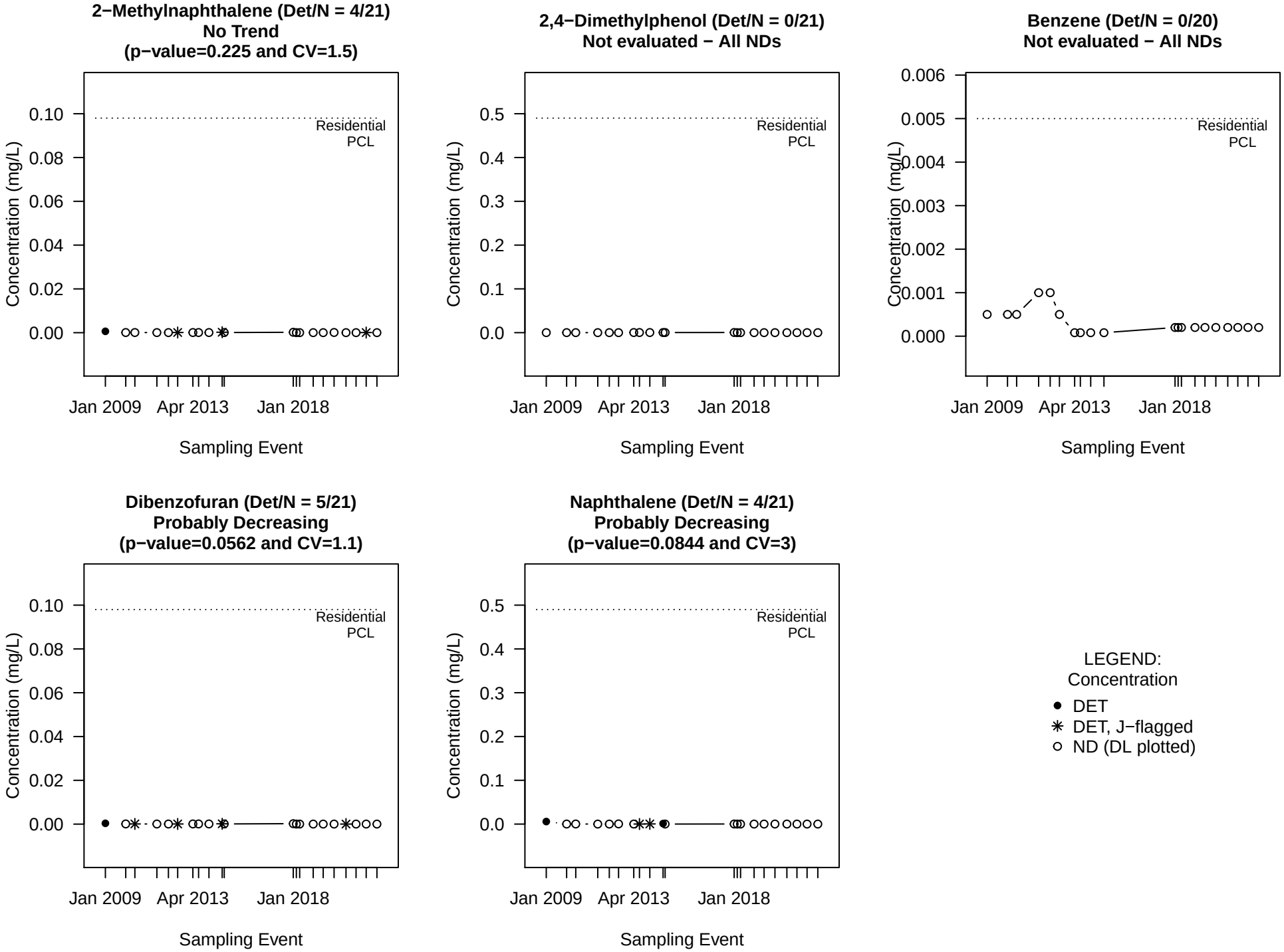

NOTE: A p−value<0.05 indicates a statistically significant trend.
A p−value is the probability, if no trend is present, that we'd observe such an increasing or decreasing trend.

ATTACHMENT D

Arsenic Baseline Technical Memorandum

TECHNICAL MEMORANDUM

DATE November 10, 2022

TO Kevin Peterburs
Union Pacific Railroad

FROM Golder Associates USA Inc

ASSESSMENT OF SITE-SPECIFIC BACKGROUND ARSENIC CONCENTRATION IN GROUNDWATER HOUSTON WOOD PRESERVING WORKS, HOUSTON, TEXAS

Golder Associates USA Inc (Golder) prepared this technical memorandum on behalf of Union Pacific Railroad (UPRR) to summarize the assessment of site-specific background arsenic concentrations in groundwater at the Houston Wood Preserving Works site (the Site). As described in the American Petroleum Institute (API) Groundwater Arsenic Manual: Attenuation of Naturally Occurring Arsenic at Petroleum Impacted Site (API Manual) (API, 2011), the presence of hydrocarbons (i.e., creosote-related chemicals of concern (COCs)) perturbs ambient geochemical conditions in groundwater, which may increase the solubility of naturally occurring arsenic in the aquifer matrix. To assess the source of arsenic at the Site, Golder evaluated the relationship between water quality parameters such as pH, dissolved oxygen, and oxidation reduction potential (ORP), site-specific chemicals of concern (COCs), general water chemistry (major cations and anions), and arsenic concentrations. Golder also reviewed and summarized reports related to arsenic in groundwater in Texas, including other creosote sites in the Houston area. The evaluation is presented below and a recommended background value for arsenic in the A-TZ for the Site is determined.

Arsenic in Groundwater in Texas

Arsenic is one of the most common naturally occurring trace elements that exceed drinking-water standards (US EPA Maximum Concentration Level (MCL) of 0.01 mg/L) in the United States (DeSimone, 2009; Oden and Szabo, 2015). It can be found in groundwater from natural and/or anthropogenic sources. Numerous studies examine arsenic groundwater contamination in Texas (Scanlon et al., 2005; Reedy et al., 2007; Scanlon et al., 2009; Oden and Szabo, 2015; Reedy and Scanlon, 2018). Although these studies use data from deeper aquifer zones than the groundwater zones evaluated at the Site, they provide a regional context and general understanding of the natural occurrence of arsenic in groundwater.

A 2018 assessment of the distribution of arsenic in groundwater in Texas prepared for the Texas Commission on Environmental Quality (TCEQ) indicated that 19% of all analyses with detected arsenic that were part of the assessment (733 samples) exceeded the MCL for arsenic (Reedy and Scanlon, 2018). Approximately 12% of samples collected from the Gulf Coast aquifer, which includes Harris County, had arsenic concentrations greater than the MCL, ranging from 0.011 mg/L to 3.2 mg/L (Reedy and Scanlon, 2018).

A study conducted between 2007 and 2011 by the U.S. Geological Survey (USGS) in cooperation with the City of Houston evaluated concentrations, spatial extent, and geochemical conditions related to the mobility and transport of arsenic (in addition to other constituents) in the Gulf Coast aquifer system in Houston, Texas (Oden and Szabo, 2015). As stated in the report, “geochemical conditions of groundwater of the Gulf Coast aquifer system are

Golder Associates Inc.
1601 S MoPac Expressway, Suite 325D, Austin, Texas 78746
T: +1 512 671-3434 F: +1 512 671-3446

suitable in some instances for release of arsenic from aquifer materials" (Oden and Szabo, 2015). Arsenic concentrations in samples collected from 91 municipal wells in the Houston area ranged from 0.00058 to 0.0235 mg/L, with a median of 0.0027 mg/L. In the Chicot aquifer (shallowest aquifer of the Gulf Coast aquifer system), 20% of samples exceeded the MCL (Oden and Szabo, 2015).

In 2020, an assessment was submitted to the EPA that evaluated background arsenic concentrations in groundwater at the South Cavalcade Superfund Site in Houston, Texas (Key Environmental, 2020). The South Cavalcade Superfund Site is located approximately two miles northeast of the Site, and the general description of the shallow geology (heterogeneous and complex system of interbedded sands, silts, and clays) is similar to the descriptions at the Site. A background arsenic concentration of 0.036 mg/L was recommended at the South Cavalcade Superfund Site (Key Environmental, 2020). The assessment also referred to a study conducted in 1988 for the North Cavalcade Superfund Site (which is adjacent to the South Cavalcade Superfund Site), where the arsenic background concentration was determined to be 0.027 mg/L (Key Environmental, 2020).

Physicochemical Properties of Groundwater at the Site

Dissolved oxygen (DO), oxidation-reduction potential (ORP), and pH provide information on the geochemical conditions of the groundwater bearing unit from which samples are collected. These parameters are recorded during all sampling events. Water quality parameters were compared to arsenic concentrations in groundwater samples at the Site. The pH of groundwater samples at the Site is generally between 6.0 and 8.0, with no strong correlation with arsenic concentrations. Similarly, no strong correlations are observed based on visual review of graphed data between DO and arsenic and between ORP and arsenic (Figure 1). In general, the majority of groundwater samples collected at the site have a negative ORP, indicating reducing geochemical conditions.

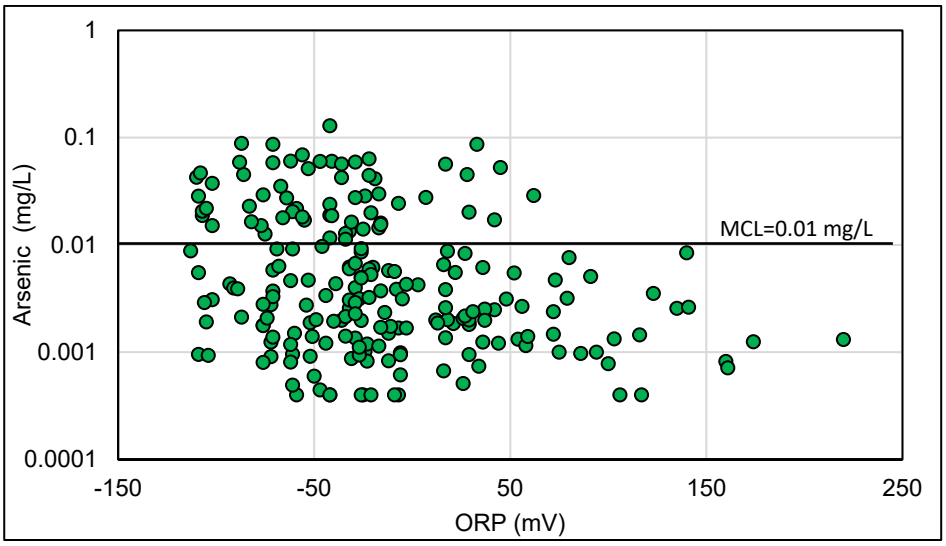

Figure 1: Arsenic and ORP in groundwater samples collected in 2021 and 2022.

Major-Ion Chemistry of Groundwater at the Site

Major cations (calcium, magnesium, sodium, potassium) and anions (chloride, sulfate, bicarbonate, carbonate, nitrate, nitrite) were analyzed in samples collected from all A-TZ wells during the 1st semi-annual 2022 groundwater monitoring event. Piper diagrams depict differences in water chemistry composition among groundwater samples and define water types (Hem, 1985). A Piper diagram of the groundwater samples collected at and near the Site are mainly calcium-bicarbonate type water (Figure 2). Samples were grouped by arsenic concentration (greater than the MCL are shaded red and less than MCL are blue) on the Piper diagram.

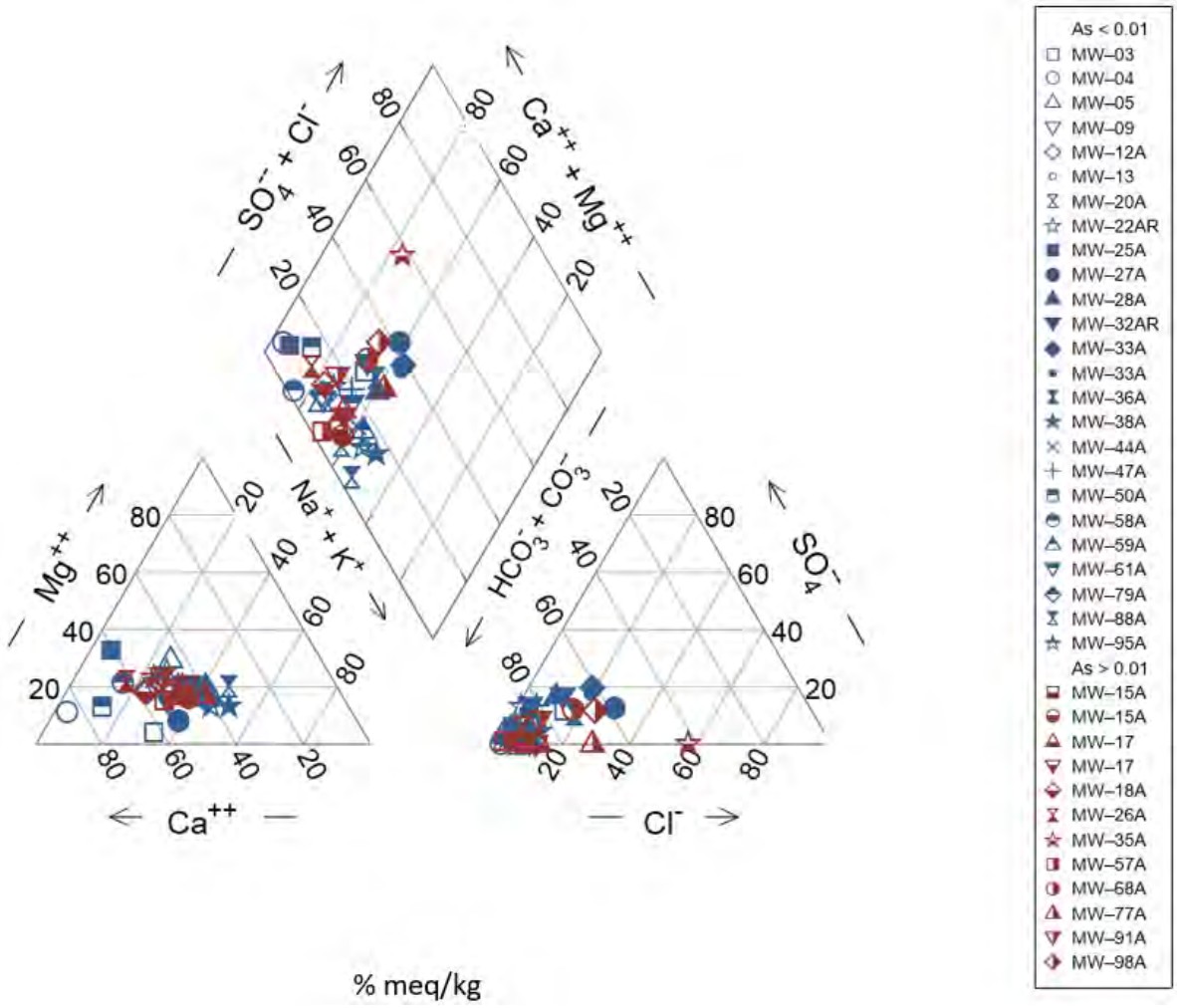

Figure 2: Relative major ion abundance in samples collected from A-TZ monitoring wells at the Site in January 2022.

The composition of A-TZ groundwater samples with arsenic concentrations that exceed the MCL does not appear to be different than the composition of groundwater samples with arsenic concentrations below the MCL.

Arsenic in Groundwater at the Site

Arsenic has been detected above the MCL of 0.01 mg/L in groundwater samples collected from monitoring wells at the Site. Arsenic was added to the groundwater sampling program in 2018. Since then, arsenic concentrations have exceeded the MCL in greater than 50% of samples collected semi-annually from the following monitoring wells:

- Fifteen (15) A-TZ
  - Eight (8) on-site wells: MW-13, MW-15A, MW-17, MW-18A, MW-57A, MW-77A, MW-79A, and MW-98A
  - Seven (7) off-site wells: MW-26A, MW-32AR, MW-35A, MW-38A, MW-44A, MW-68A, and MW-91A
- Ten (10) B-TZ monitoring wells
  - Seven (7) on-site wells: MW-12B, MW-15B, MW-40B, MW-41B, MW-62B, P-11, and TW-41B
  - Three (3) off-site wells: MW-22BR, MW-68B, and MW-83B
- One (1) C-TZ monitoring well
  - Off-site well MW-44C

There are no consistent arsenic exceedances in samples collected from monitoring wells completed in the B-CZ (in which concentrations of site-specific COCs are above applicable PCLs), indicating that geologic heterogeneity at the Site is a primary factor in the distribution of arsenic concentrations. In contrast to concentrations in samples collected from B-CZ wells, site-specific volatile organic compounds (VOCs) and semi-volatile organic compounds (SVOCs) in samples collected from all off-site A-TZ wells have been consistently below applicable protective concentration levels (PCLs), yet the arsenic concentrations in the samples collected from the seven off-site A-TZ wells listed above consistently exceed the MCL. The elevated arsenic concentrations in some of the off-site A-TZ wells is likely a result of the increased solubility of naturally occurring arsenic in the aquifer matrix due to the degradation of petroleum hydrocarbons (creosote related COCs) creating reducing conditions in the A-TZ groundwater outside of the creosote-related PLCE Zone.

As summarized in the API Manual, upgradient of a hydrocarbon plume, ambient conditions exist with typically higher (i.e., less reducing) redox potential and background or ambient arsenic concentrations. Within a hydrocarbon plume, hydrocarbon COC concentrations are elevated which induce reducing conditions (i.e., negative redox), and thereby create a geochemical environment that allows natural arsenic in the aquifer matrix to mobilize, resulting in higher concentrations. Downgradient of the hydrocarbon plume within the transition zone, where hydrocarbon COC concentrations degrade to near background conditions, arsenic concentrations may continue to be slightly elevated due to this localized redox shift before decreasing to background arsenic concentrations where groundwater reaches ambient conditions.

Reductive dissolution of arsenic bearing ferric (Fe(III))-oxides coupled with microbial oxidation of carbon is a common process by which arsenic is released from surrounding aquifer matrix into groundwater and has been well documented at other hydrocarbon impacted sites (API, 2011; Ziegler et al. 2021). Generally, samples collected in 2021 and 2022 with higher arsenic concentrations also had higher iron concentrations (Figure 3), demonstrating that iron reduction and mobilization of naturally occurring arsenic in the aquifer sediment are likely occurring at the Site. Based on the presence of creosote-related COCs in the A-TZ on-site, reducing conditions within the A-TZ as evidenced by ORP, and association between arsenic and iron, elevated arsenic concentrations

in groundwater are likely a secondary result of changing geochemical conditions along the edge(s) of a hydrocarbon plume for a majority of the wells.

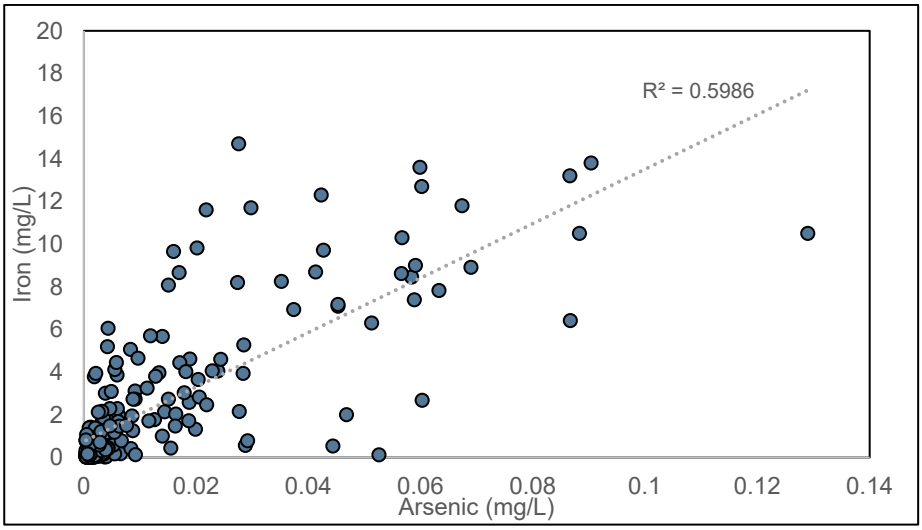

Figure 3: Arsenic and iron in groundwater samples collected in 2021 and 2022.

However, arsenic concentrations in samples collected from A-TZ monitoring well MW-91A are not related to the presence of hydrocarbons (creosote-related COCs) at the Site. As shown Figure 4 below, the arsenic concentrations in samples collected from MW-84A, MW-28A, and MW-36A, which are all upgradient of MW-91A, were below the MCL in July 2020 and January 2021. Although the spatial distribution of arsenic in the A-TZ has varied in the past (i.e., arsenic concentrations collected from MW-84A in June and July 2020, MW-28A in May/June 2018, January 2019, and January 2021, and MW-36A in July 2020 exceeded the MCL), the inconsistency of elevated arsenic in samples collected from MW-84A, MW-28A, and MW-36A indicates that they are at the downgradient edge of the transition zone.

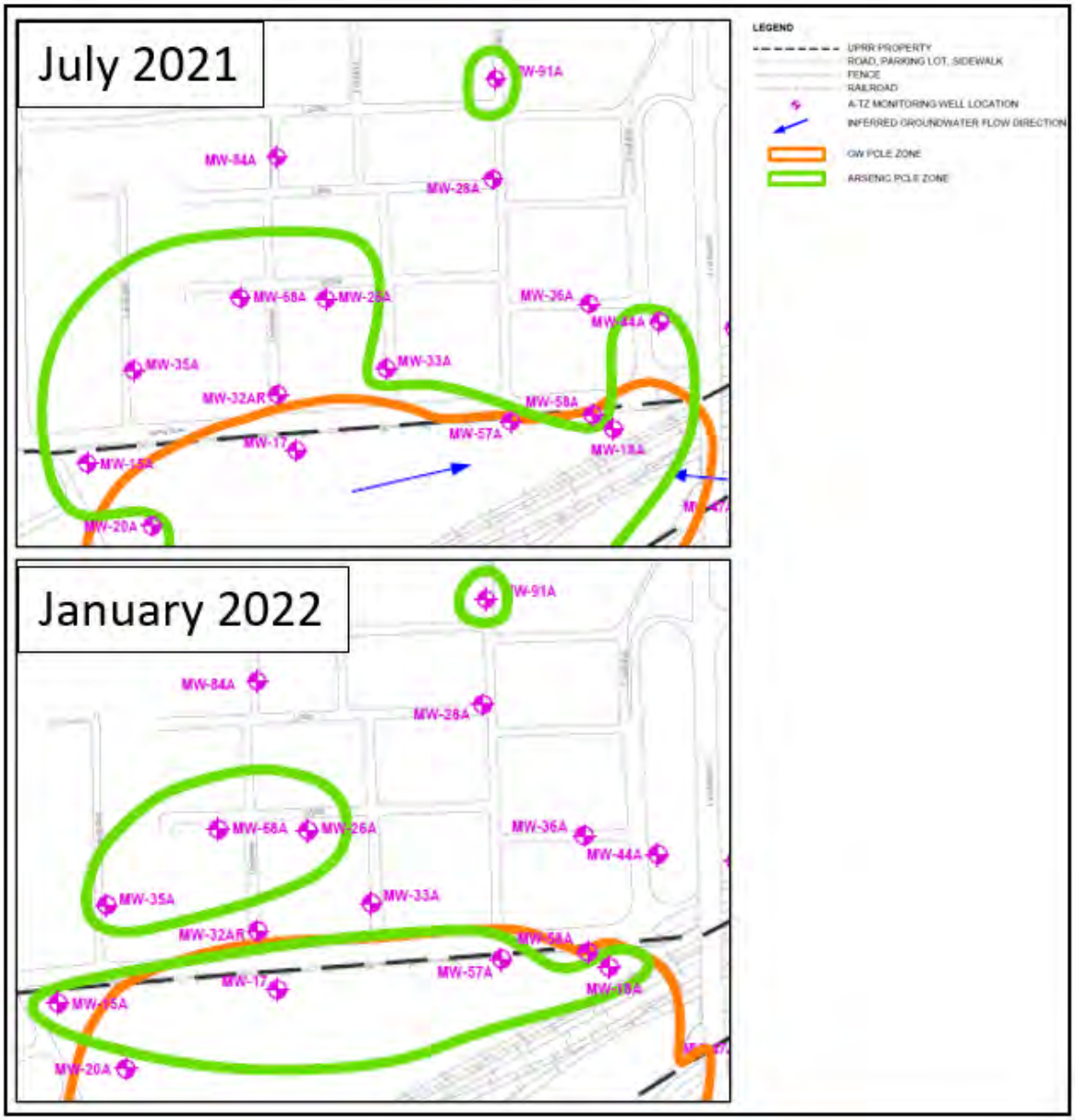

Figure 4: Arsenic PCL Exceedance (PCLE) Zones (in green) and creosote-related COC PCLE Zones (in orange) in July 2021 and January 2022.

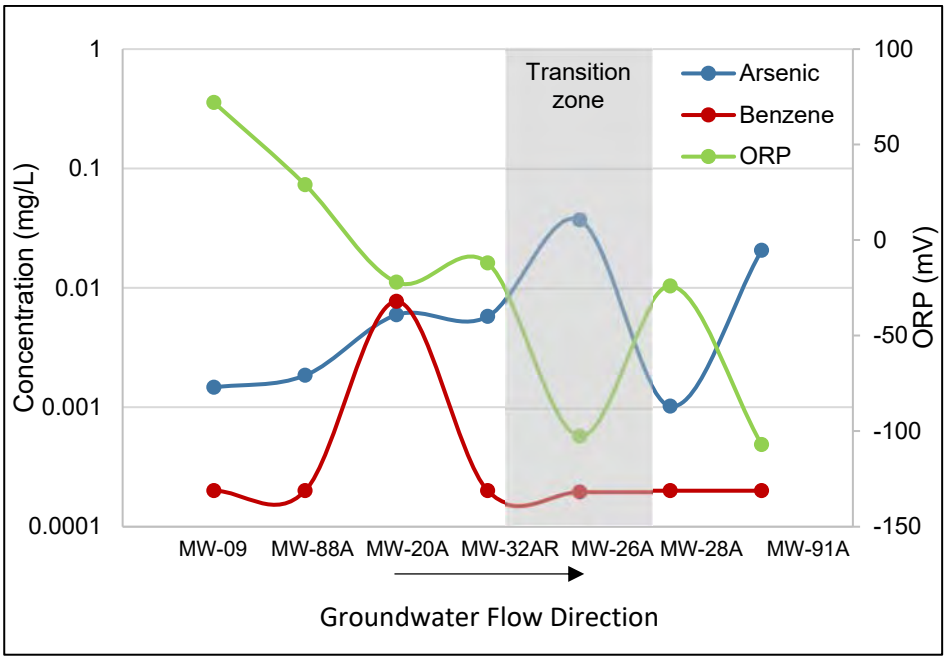

Figure 5: Arsenic, benzene and ORP in A-TZ samples collected in January 2022.

The concentrations in samples collected from MW-91A represent background arsenic concentrations in this area of the Site. As illustrated in Figure 5, the gray area represents the "transition zone" (API, 2011) where hydrocarbon COC concentrations degrade to near background conditions and arsenic concentrations may continue to be slightly elevated due to localized redox shift before decreasing to background arsenic concentrations where groundwater reaches ambient or background conditions. Monitoring well MW-91A is outside the transition zone where groundwater reaches ambient or background conditions. Therefore, background arsenic concentrations in the A-TZ in this area of the Site range between 0.00989 mg/L to 0.0206 mg/L which represents a naturally occurring condition (range of concentrations in samples collected from MW-91A since installation in February 2020).

Summary

- Golder reviewed reports related to arsenic in groundwater in Texas, including other creosote sites in the Houston area, where background arsenic concentrations range from 0.027 mg/L to 0.036 mg/L.
- An evaluation of water quality parameters indicated that, in general, the majority of groundwater samples collected at the Site have a negative ORP and are under reducing geochemical conditions.
- An evaluation of the major-ion chemistry of groundwater samples in the A-TZ indicated that the relative major ion abundance in A-TZ groundwater samples with arsenic concentrations exceeding the MCL does not appear to be different than the relative abundance in groundwater samples with arsenic concentrations below the MCL.
- Samples with elevated arsenic concentrations exhibit higher iron concentrations, demonstrating that iron reduction and mobilization of naturally occurring arsenic in the aquifer sediment are likely occurring at the Site.
- Due to the on-site presence of creosote-related COCs in the A-TZ, observed reducing conditions within the A-TZ on- and off-site, and positive relationship observed between arsenic and iron concentrations,

elevated arsenic concentrations in the samples collected are likely a secondary result of changing geochemical conditions along the edge(s) of a hydrocarbon plume for a majority of the wells.

- However, at MW-91A, arsenic concentrations are not related to creosote-related COCs in the A-TZ. Given the lateral distance between the edge of the hydrocarbon plume in the A-TZ and MW-91A and that arsenic concentrations in samples collected from wells in between, such as MW-84A, MW-28A, and MW-36A, are not consistently over the MCL, the arsenic in samples collected from MW-91A represent background concentrations in this area of the Site and do not require further delineation.

Golder Associates Inc.

Michelle Hermiston
Lead Consultant, Hydrogeologist

PJ Nolan
Technical Principal - Geochemistry

References

DeSimone, L.A., 2009, Quality of water from domestic wells in principal aquifers of the United States, 1991–2004: U.S. Geological Survey Scientific Investigations Report 2008–5227, 139 p.

Gates, J. B., J. P. Nicot, B. R. Scanlon, and R. C. Reedy (2009). Evaluation of Elevated Arsenic Levels in the Gulf Coast Aquifer, Final Contract report prepared for Texas Commission on Environmental Quality, 69 p.

Gates, J. B., J. P. Nicot, B. R. Scanlon, and R. C. Reedy (2011). Arsenic enrichment in unconfined sections of the southern Gulf Coast aquifer system, Texas, Applied Geochemistry 26 421-431.

Hem, J.D. (1985). Study and Interpretation of the Chemical Characteristics of Natural Waters. United States Geological Survey, Water Supply Paper 1473, USGS, Washington DC.

Key Environmental, 2020. Assessment of Background Arsenic Concentrations in Groundwater – South Cavalcade Superfund Site, Houston, Texas, February 28.

Oden, J.H., and Szabo, Zoltan, 2015, Arsenic and radionuclide occurrence and relation to geochemistry in groundwater of the Gulf Coast Aquifer System in Houston, Texas, 2007–11: U.S. Geological Scientific Investigations Report 2015–5071, 105 p., 4 apps., http://dx.doi.org/10.3133/sir20155071.

Reedy, R. C., B. R. Scanlon, J. P. Nicot, and J. A. Tachovsky (2007). Unsaturated zone arsenic distribution and implications for groundwater contamination, Env. Sci. & Technol. 41 6914-6919.

Scanlon, B. R., Nicot, J. P., Reedy, R., Tachovsky, J. A., Nance, S. H., Smyth, R. C., Keese, K., Ashburn, R. E., Christian, L., 2005, Evaluation of Arsenic Contamination in Texas: The University of Texas at Austin, Bureau of Economic Geology, final report prepared for Texas Commission on Environmental Quality, under contract no. UT-08-5-70828, 177 p

Scanlon, B. R., J. P. Nicot, R. C. Reedy, D. Kurtzman, A. Mukherjee, and D. K. Nordstrom (2009). Elevated naturally occurring arsenic in a semiarid oxidizing system, Southern High Plains aquifer, Texas, USA, Applied Geochemistry 24 2061-2071

ATTACHMENT E

TRRP Notifications

MAP ID	PARCEL ADDRESS	PARCEL OWNER
1	2909 LAVENDER ST	PEQA GROUP LLC
2	2925 LAVENDER ST	EDWARDS, SANDRA MICHELLE
3	2937 LAVENDER ST	LIMBRICK, MIKELL
4	2941 LAVENDER ST	HOOD, MARIE A
5	4910 LUCILLE ST	WHITEHEAD, SHIRLEY A
6	5002 LUCILLE ST	TOLEDANO, ARISTEO
7	2943 LAVENDER ST	APOGEE REAL ESTATE PARTNERS LLC
8	5004 LUCILLE ST	FUENTES MARIA I & SAUL
9	5006 LUCILLE ST	BARRIENTOS, EINE
10	5008 LUCILLE ST	NORTON MEMORIAL TEMPLE COGIC
11	5005 LUCILLE ST	BRYANT MICHAEL A, WHITE KAREN Y, WHITE DAVID A
12	5007 LUCILLE ST	NORTON MEMORIAL TEMPLE COGIC
13	5009 LUCILLE ST	NORTON MEMORIAL TEMPLE COGIC
14	2942 LAVENDER ST	HERNANDEZ, ROBERTO G
15	2938 LAVENDER ST	HUTCHINS, ESSIE LEE
16	2934 LAVENDER ST	OSBORN, ZEARLENE
17	2926 LAVENDER ST	CLARK INVESTMENT CO
18	2924 LAVENDER ST	LONG, LUCILLE ESTATE OF
19	2922 LAVENDER ST	GREATER MT NEBO BAPTIST CHURCH
20	2910 LAVENDER ST	CARRINGTON, RAY
21	2906 LAVENDER ST	BEAL, BARBARA
22	2904 LAVENDER ST	GREATER MOUNT NEBO MISSIONARY BAPTIST
23	5005 LIBERTY	GREATER MOUNT NEBO BAPTIST CHURCH
24	0 WYLIE ST	GREATER MT NEBO BAPTIST CHURCH
25	5006 WYLIE ST	GREATER MOUNT NEBO BAPTIST CHURCH
26	5010 WYLIE ST	SMITH, ALBERTA
27	5005 WYLIE ST	BANDA, MONICO DUQUE & MARTHA Z
28	5007 WYLIE ST	BANDA-ZUNIGA, NANCY G; MACIA-ARANDA, GUILLERMO
29	5011 WYLIE ST	CARR, CARRIE MAE ESTATE OF
30	2901 CLEMENTINE ST	ROSS, MARY BASS
31	5002 LELIA ST	HOLMES EMITT & LAURA ESTATE % MILDRED WILDER
32	0 LELIA ST	HEPTULLABHAI, MUSTAFA
33	5014 LELIA ST	RIVERA, GUADALUPE JR; RIVERA FLOR ESTHELA
34	2921 1/2 CLEMENTINE	RIVERA, GUADALUPE
35	2921 CLEMENTINE ST	PINEDA, ROGELIO R & OLIVIA
36	0 LELIA ST	LELIA STREET TRUST
37	2918 CLEMENTINE ST	AZIMPOOR JAVAD
38	5107 WYLIE ST	POTTS, MARYLAND ESTATE
39	5107 WYLIE ST	TOLBERT, REGINALD & LETICIA
40	5111 WYLIE ST	PEREZ, AQUILINA ESTATE OF
41	5119 WYLIE ST	GILLIAM, MARTHA
42	2820 CLEMENTINE ST	COLCHADO, RAUL
43	2813 FONTINOT ST	COTO, JOSE A & REINA I; COTO, CHRISTIAN A & ROBIN H
44	5101 LIBERTY RD	LONGORIA, WALLACE R & JANIE
45	5105 LIBERTY RD	GONZALEZ, ALEJANDRO
46	5109 LIBERTY RD	MARTINEZ, JOE H
47	5113 LIBERTY RD	MEDINA, CLAUDIA ELIZABETH DELAPORTIL; LEAL, JORGE DANIEL RIVERA
48	5117 LIBERTY RD	RIVERA, JORGE D
49	5201 LIBERTY RD	FULL GOSPEL CHRISTIAN ASSN
50	5201 LIBERTY RD	FULL GOSPEL CHRISTIAN ASSN
51	2809 ERASTUS ST # 1	CHARITY BAPTIST CHURCH % REV F W MCILVEEN
52	5201 WYLIE ST	CHARITY BAPTIST CHURCH
53	2809 ERASTUS ST	CHARITY BAPTIST CHURCH % REV F W MCILVEEN
54	3101 ERASTUS ST	VITAL, PERCY
55	5303 LUCILLE ST	GARCIA, CARLOTTA C
56	3300 E LOCKWOOD DR	DAMIAN, ROBERT

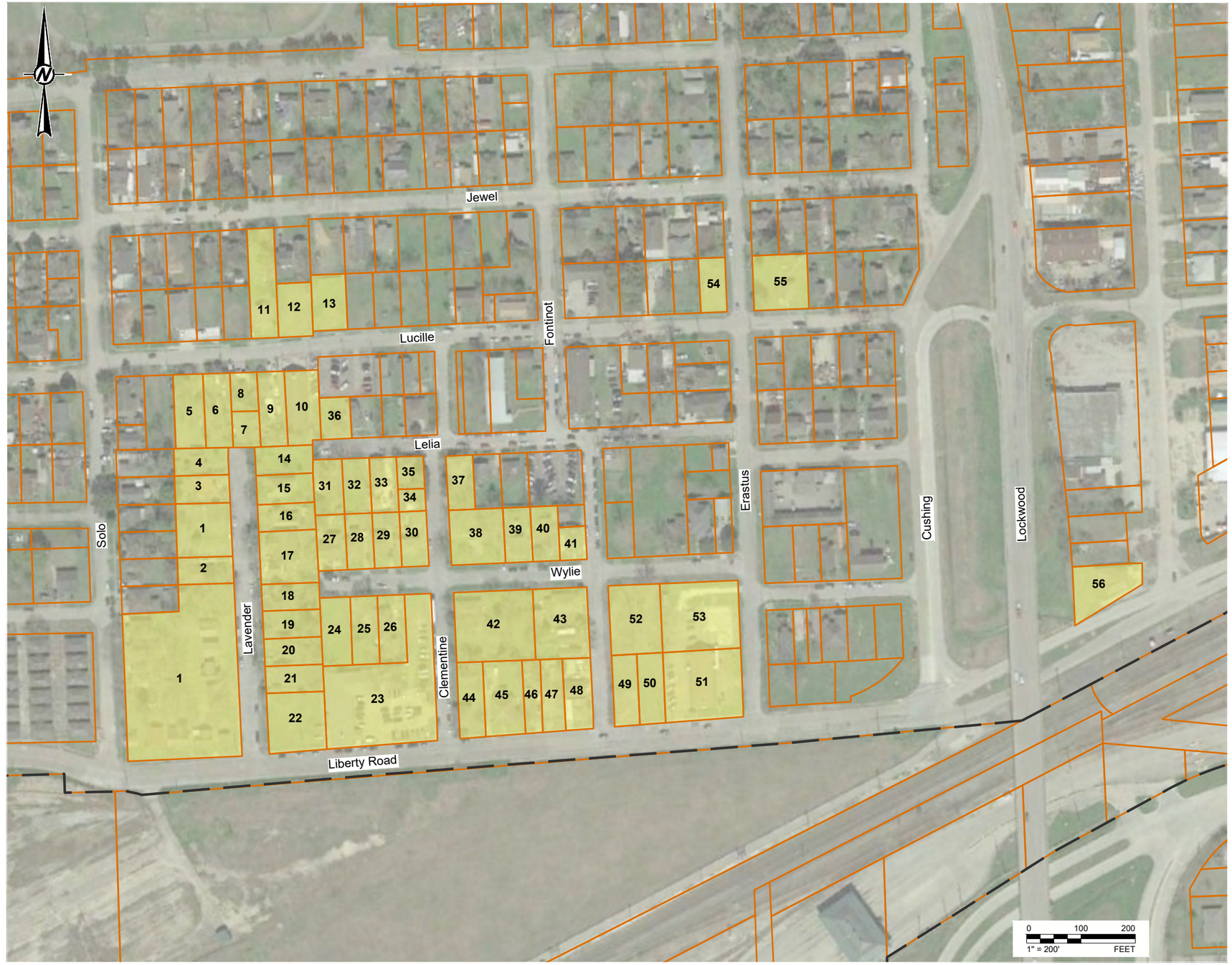

REFERENCE(S)
AERIAL PHOTO FROM GOOGLE EARTH, IMAGERY DATED 2/23/19, AND PROPERTY INFORMATION FROM HARRIS COUNTY APPRAISAL DISTRICT (HCAD), 2018.

CLIENT
UNION PACIFIC RAILROAD CO.

PROJECT
HOUSTON WOOD PRESERVING WORKS

CONSULTANT

YYYY-MM-DD	2022-12-16
DESIGNED	RS
PREPARED	RS
REVIEWED	MH
APPROVED	ECM

TITLE
OFF-SITE NOTIFICATION PROPERTIES

PROJECT NO.	REV.	FIGURE
GL19119232	0	1

Path: \\golder.gds\complexdata\office\texarkana\projects - round rock_2019\19119232 - hwpw\0-semi-annual monitoring event\hwpw figures\2022- 1st semi-annual\ | File Name: 018- Off-Site Notification Properties.dwg | Last Edited By: rsalazar Date: 2022-08-24 Time:11:26:03 PM | Printed By: RSalazar Date: 2022-12-16 Time:10:48:11 AM

IF THIS MEASUREMENT DOES NOT MATCH WHAT IS SHOWN, THE SHEET SIZE HAS BEEN MODIFIED FROM: ANSI B

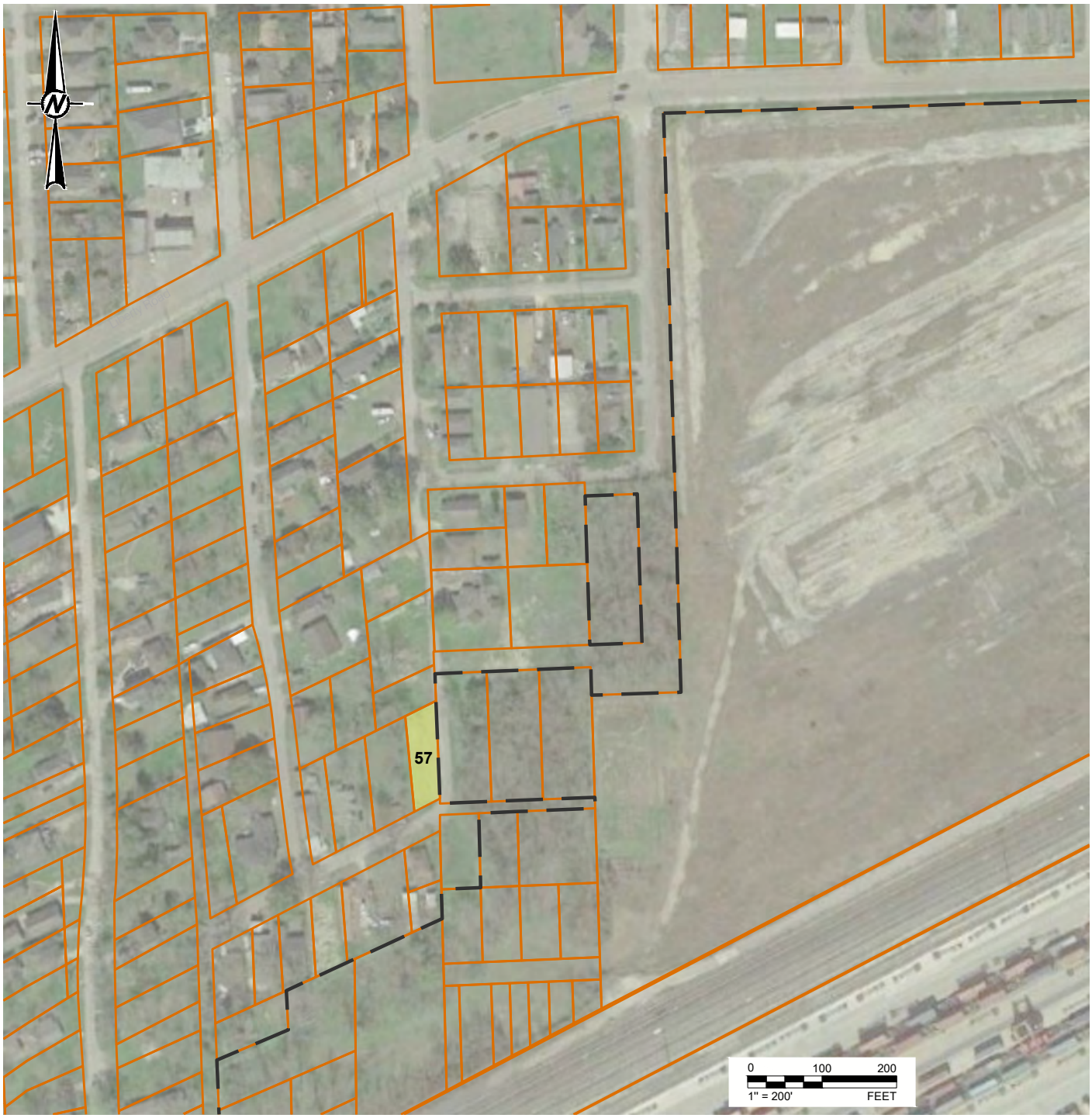

MAP ID	PARCEL ADDRESS	PARCEL OWNER
57	0 QUITMAN ST	UNDER FROM THE LEFT LLC

CLIENT
UNION PACIFIC RAILROAD CO.

PROJECT
HOUSTON WOOD PRESERVING WORKS

TITLE
OFF-SITE NOTIFICATION PROPERTIES

CONSULTANT
WSP GOLDER

YYYY-MM-DD	2022-12-16
DESIGNED	RS
PREPARED	RS
REVIEWED	MH
APPROVED	ECM

PROJECT NO. GL19119232 | REV. 0 | FIGURE 2

REFERENCE(S)
AERIAL PHOTO FROM GOOGLE EARTH, IMAGERY DATED 2/23/19, AND PROPERTY INFORMATION FROM HARRIS COUNTY APPRAISAL DISTRICT (HCAD), 2018.

Last Edited By: rsalazar Date: 2022-08-23 Time:3:20:24 PM | Printed By: RSalazar Date: 2022-12-16 Time:10:47:30 AM
Path: \\golder.gds\complexdata\office\texarkana\projects - round rock_2019\19119232 - hwpw\0-semi-annual monitoring event\hwpw figures\2022- 1st semi-annual\ | File Name: 019 - Off-Site Notification Properties (SW).dwg
IF THIS MEASUREMENT DOES NOT MATCH WHAT IS SHOWN, THE SHEET SIZE HAS BEEN MODIFIED FROM: ANSI A
1 in
0